

Living with Weeds



Working with Weeds Workshop

Drill Hall, Bayswater

15th May 2015

Josh Byrne








Image source: Western Weeds (Hussey *et al.* 1997)



Image source: Western Weeds (Hussey *et al.* 1997)




Image source: Western Weeds (Hussey *et al.* 1997)

Organic Philosophy to Weed Management

- Weeds can have value
- In attempting to adjust systems to fix problems we need to be careful that we don't damage or disrupt other processes that are working
- Ask yourself, what will happen if the weed isn't eradicated? Many weeds can be ignored, others need to be removed as soon as they are identified
- If an area is persistently going to weeds, there's clearly an issue

Organic Weed Management



- Don't use land beyond its capabilities
- Work out **why** weeds have invaded and correct the problem
- Work out **how** the weeds have invaded
 - Is it from your neighbours?
 - In mulch or plant stock?

Organic Weed Management



- Develop multiple strategies to tackle weed problems
- Start small – do not clear large areas leaving them open to weed colonisation. Large scale interventions can do more harm than good and require large amounts of energy and labour

Organic Control (Small & Slow Solutions)



- Timing of control
- Starve weed species of water
- Weaken the structure of the weeds through regular cutting or slashing
- Careful mechanical control (where suitable) w/ proper disposal of material

Organic Control Techniques Cont.



- Use of heat/steam
- Cover the surface of the soil with mulch
- Create foliage coverage with mass plantings, dense shrubs and thick ground covers

Design Issues







Design Responses









Urban Wetland

Perth Cultural Centre Precinct, WA







Urban Orchard

Perth Cultural Centre Precinct

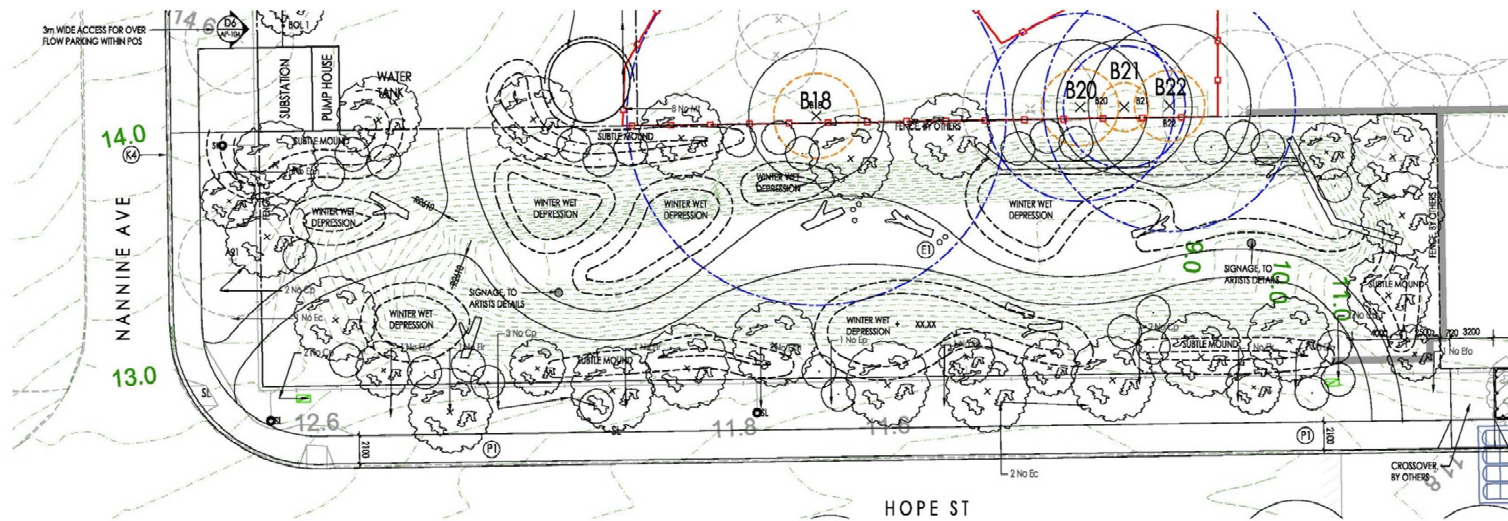




Residential Infill Development

White Gum Valley, WA





www.joshbyrne.com.au

