



Ordinary Meeting of Council

AGENDA

to be held on
Thursday, 3 December 2020
at **6:00pm**, at the
EMRC Administration Office
1st Floor, 226 Great Eastern Highway
ASCOT WA 6104

Meeting Room: Council Chambers

Due to COVID-19 pandemic, meetings of Council will be isolated within the Council Chambers and the public gallery will be situated in the adjoining function room and limited to numbers in accordance with Government COVID-19 stipulations.

The meeting will be audio recorded and available through the EMRC's website at www.emrc.org.au.

Public question time will continue as usual but questions may only be submitted electronically prior to the meeting, no later than 4.00pm on the 3 December 2020 to CouncilEnquiry@emrc.org.au

**EASTERN METROPOLITAN REGIONAL COUNCIL
ORDINARY MEETING OF COUNCIL**

NOTICE OF MEETING

Dear Councillors

I wish to advise that an Ordinary Meeting of Council will be held at the EMRC Administration Office, 1st Floor, 226 Great Eastern Highway, ASCOT WA 6104 on **Thursday, 3 December 2020** commencing at **6:00pm**.



MARCUS GEISLER
Chief Executive Officer

27 November 2020

Please Note

If any Councillor/officer has a **query regarding a report item** or requires additional information in relation to a report item, please **contact the responsible Officer** (SOURCE OF REPORT) prior to the meeting.

EMRC Council Members

Cr Jai Wilson (**Chairman**)
Cr Doug Jeans (**Deputy Chairman**)
Cr Kathryn Hamilton
Cr Lorna Clarke
Cr Giorgia Johnson
Cr Janet Powell
Cr Steve Wolff
Cr Lesley Boyd
Cr Dylan O'Connor
Cr John Daw
Cr Mel Congerton
Cr Charlie Zannino

EMRC Member
EMRC Member
EMRC Member
EMRC Member
EMRC Member
EMRC Member
EMRC Member
EMRC Member
EMRC Member
EMRC Member
EMRC Member
EMRC Member

Town of Bassendean
Shire of Mundaring
Town of Bassendean
City of Bayswater
City of Bayswater
City of Belmont
City of Belmont
City of Kalamunda
City of Kalamunda
Shire of Mundaring
City of Swan
City of Swan

EMRC Council Deputies

Cr Hilary MacWilliam
Cr Filomena Piffaretti
Cr Phil Marks
Cr Cameron Blair
Cr Amy Collins
Cr Ian Johnson

EMRC Deputy Member
EMRC Deputy Member
EMRC Deputy Member
EMRC Deputy Member
EMRC Deputy Member
EMRC Deputy Member

Town of Bassendean
City of Bayswater
City of Belmont
City of Kalamunda
Shire of Mundaring
City of Swan

ORDINARY MEETING OF COUNCIL

AGENDA

3 December 2020

(REF: D2020/24389)

TABLE OF CONTENTS

1	DECLARATION OF OPENING AND ANNOUNCEMENT OF VISITORS	5
2	ATTENDANCE, APOLOGIES AND LEAVE OF ABSENCE (PREVIOUSLY APPROVED)	5
3	DISCLOSURE OF INTERESTS	5
4	ANNOUNCEMENTS BY THE CHAIRMAN OR PRESIDING MEMBER WITHOUT DISCUSSION	5
5	RESPONSE TO PREVIOUS PUBLIC QUESTIONS TAKEN ON NOTICE	5
6	PUBLIC QUESTION TIME	5
7	APPLICATIONS FOR LEAVE OF ABSENCE	5
8	PETITIONS, DEPUTATIONS AND PRESENTATIONS	5
9	CONFIRMATION OF MINUTES OF PREVIOUS MEETINGS	6
	9.1 MINUTES OF ORDINARY MEETING OF COUNCIL HELD ON 22 OCTOBER 2020 (Ref: D2020/21181)	6
	9.2 MINUTES OF COMMITTEES THAT WILL NOT MEET AGAIN	6
10	QUESTIONS BY MEMBERS OF WHICH DUE NOTICE HAS BEEN GIVEN	6
11	QUESTIONS BY MEMBERS WITHOUT NOTICE	6
12	ANNOUNCEMENT OF CONFIDENTIAL MATTERS FOR WHICH MEETINGS MAY BE CLOSED TO THE PUBLIC	7
	12.1 DRAFT MEMORANDUM OF UNDERSTANDING – RENEWABLE ENERGY POWER PURCHASE AGREEMENT	7
13	BUSINESS NOT DEALT WITH FROM A PREVIOUS MEETING	7
14	REPORTS OF EMPLOYEES	8
	14.1 LIST OF ACCOUNTS PAID DURING THE MONTH OF OCTOBER 2020 (Ref: D2020/20058)	9
	14.2 FINANCIAL REPORT FOR PERIOD ENDED 30 SEPTEMBER 2020 (Ref: D2020/24819)	21
	14.3 FINANCIAL REPORT FOR PERIOD ENDED 31 OCTOBER 2020 (Ref: D2020/25930)	38
	14.4 ANNUAL REPORT (Ref: D2020/24230)	55
	14.5 MEETING DATES FOR 2021 (Ref: D2020/24837)	58
	14.6 REQUEST FOR TENDER RFT 2020-008 CONSTRUCTION OF HAZELMERE RESOURCE RECOVERY PARK ADMINISTRATION WORKSHOP (Ref: D2020/25239)	64
	14.7 REQUEST FOR TENDER RFT 2020-009 SUPPLY OF CADDY BINS, CADDY LINERS, PET WASTE BAGS AND DISTRIBUTION SERVICES (Ref: D2020/25496)	72
	14.8 ARRANGEMENT TO OPERATE BAYWASTE TRANSFER STATION (Ref: D2020/24201)	76
	14.9 MAKING OF THE EASTERN METROPOLITAN REGIONAL COUNCIL WASTE LOCAL LAW 2020 (Ref: D2020/24625)	80
	14.10 SUSTAINABILITY TEAM PROJECTS PROPOSAL 2021/2022 (Ref: D2020/25406)	93
	14.11 ITEMS CONTAINED IN THE INFORMATION BULLETIN (Ref: D2020/20091)	119

TABLE OF CONTENTS *continued*

15	REPORTS OF COMMITTEES	120
	15.1 <i>AUDIT COMMITTEE MEETING HELD 19 NOVEMBER 2020</i>	120
16	REPORTS OF DELEGATES	121
17	MEMBERS' MOTIONS OF WHICH PREVIOUS NOTICE HAS BEEN GIVEN	121
18	NEW BUSINESS OF AN URGENT NATURE APPROVED BY THE CHAIRMAN OR PRESIDING MEMBER OR BY DECISION OF MEETING	121
19	CONFIDENTIAL MATTERS FOR WHICH THE MEETING MAY BE CLOSED TO THE PUBLIC	121
	19.1 <i>DRAFT MEMORANDUM OF UNDERSTANDING – RENEWABLE ENERGY POWER PURCHASE AGREEMENT (Ref: D2020/25340)</i>	121
20	FUTURE MEETINGS OF COUNCIL	122
21	DECLARATION OF CLOSURE OF MEETING	122



1 DECLARATION OF OPENING AND ANNOUNCEMENT OF VISITORS

1.1 ACKNOWLEDGEMENT OF COUNTRY

Kaya Maaman, Kaya Yorga, Kaya Bridia
Ngalak kaartitj windji ngalak nynininy
Nagalak kaartitj nidja boodja baal Whadjuk Noongar Boodja ngalak nyininy
Koorah, Nitja yeyi, Boordahwan

Translation

Greetings everyone
We all understand where we are meeting.
We know that we meet on the lands of the Whadjuk Noongar people
Always was, always will be.

2 ATTENDANCE, APOLOGIES AND LEAVE OF ABSENCE (PREVIOUSLY APPROVED)

3 DISCLOSURE OF INTERESTS

4 ANNOUNCEMENTS BY THE CHAIRMAN OR PRESIDING MEMBER WITHOUT DISCUSSION

5 RESPONSE TO PREVIOUS PUBLIC QUESTIONS TAKEN ON NOTICE

NIL

6 PUBLIC QUESTION TIME

7 APPLICATIONS FOR LEAVE OF ABSENCE

8 PETITIONS, DEPUTATIONS AND PRESENTATIONS



9 CONFIRMATION OF MINUTES OF PREVIOUS MEETINGS

9.1 MINUTES OF ORDINARY MEETING OF COUNCIL HELD ON 22 OCTOBER 2020

That the minutes of the Ordinary Meeting of Council held on 22 October 2020 which have been distributed, be confirmed.

COUNCIL RESOLUTION

MOVED CR

SECONDED CR

9.2 MINUTES OF COMMITTEES THAT WILL NOT MEET AGAIN

It is a requirement under section 5.22(2) of the *Local Government Act 1995* that the minutes of a meeting of a council or a committee are to be submitted to the next ordinary meeting of the council or the committee, as the case requires, for confirmation. The following Committees have been disbanded by Council, or their term have expired, and will therefore no longer meet as they are no longer required and Council is required to confirm the previous (unconfirmed) minutes of the following committees:

RECOMMENDATION(S)

That:

1. The minutes of the Waste Advisory Committee (WAC) Meeting held on 8 October 2020 which have previously been distributed, be confirmed.
2. The minutes of the Chief Executive Officer Advisory Committee (CEOAC) Meeting held on 4 August 2020 which have previously been distributed, be confirmed.
3. The minutes of the Chief Executive Officer Recruitment Committee (CEORC) Meeting held on 6 May 2019 which have previously been distributed, be confirmed.
4. The minutes of the Resource Recovery Committee (RRC) Meeting held on 7 March 2019 which have previously been distributed, be confirmed.
5. The minutes of the Technical Advisory Committee (TAC) Meeting held on 7 March 2019 which have previously been distributed, be confirmed.
6. The minutes of the Investment Committee (IC) Meeting held on 7 February 2019 which have previously been distributed, be confirmed.

COUNCIL RESOLUTION(S)

MOVED CR

SECONDED CR

10 QUESTIONS BY MEMBERS OF WHICH DUE NOTICE HAS BEEN GIVEN

11 QUESTIONS BY MEMBERS WITHOUT NOTICE



12 ANNOUNCEMENT OF CONFIDENTIAL MATTERS FOR WHICH MEETINGS MAY BE CLOSED TO THE PUBLIC

NOTE: Section 5.23(2) of the *Local Government Act 1995*, details a number of matters upon which Council may discuss and make decisions without members of the public being present. These matters include: matters affecting employees; personal affairs of any person; contractual matters; legal advice; commercial-in-confidence matters; security matters; among others.

The following report items are covered in Section 19 of this agenda:

- 12.1 DRAFT MEMORANDUM OF UNDERSTANDING – RENEWABLE ENERGY POWER PURCHASE AGREEMENT

13 BUSINESS NOT DEALT WITH FROM A PREVIOUS MEETING

Nil



14 REPORTS OF EMPLOYEES

- 14.1 LIST OF ACCOUNTS PAID DURING THE MONTH OF OCTOBER 2020*
- 14.2 FINANCIAL REPORT FOR PERIOD ENDED 30 SEPTEMBER 2020*
- 14.3 FINANCIAL REPORT FOR PERIOD ENDED 31 OCTOBER 2020*
- 14.4 ANNUAL REPORT*
- 14.5 MEETING DATES FOR 2021*
- 14.6 REQUEST FOR TENDER RFT 2020-008 CONSTRUCTION OF HAZELMERE RESOURCE RECOVERY PARK ADMINISTRATION WORKSHOP*
- 14.7 REQUEST FOR TENDER RFT 2020-009 SUPPLY OF CADDY BINS, CADDY LINERS, PET WASTE BAGS AND DISTRIBUTION SERVICES*
- 14.8 ARRANGEMENT TO OPERATE BAYWASTE TRANSFER STATION*
- 14.9 MAKING OF THE EASTERN METROPOLITAN REGIONAL COUNCIL WASTE LOCAL LAW 2020*
- 14.10 SUSTAINABILITY TEAM PROJECTS PROPOSAL 2021/2022*
- 14.11 ITEMS CONTAINED IN THE INFORMATION BULLETIN*

QUESTIONS

The Chairman invites questions from members on the reports of employees.

RECOMMENDATION(S)

That with the exception of items, which are to be withdrawn and dealt with separately, Council adopts the recommendations in the Reports of Employees (Section 14).

COUNCIL RESOLUTION(S)

MOVED CR

SECONDED CR



14.1 LIST OF ACCOUNTS PAID DURING THE MONTH OF OCTOBER 2020

REFERENCE: D2020/20058

PURPOSE OF REPORT

The purpose of this report is to present to Council a list of accounts paid under the Chief Executive Officer's delegated authority during the month of October 2020 for noting.

KEY POINTS AND RECOMMENDATION(S)

- As per the requirements of regulation 13(1) of the *Local Government (Financial Management) Regulations 1996*, the list of accounts paid during the month of October 2020 is provided for noting.

Recommendation(s)

That Council notes the CEO's list of accounts for October 2020 paid under delegated power in accordance with regulation 13(1) of the *Local Government (Financial Management) Regulations 1996*, forming the attachment to this report totalling \$11,046,367.17.

SOURCE OF REPORT

Chief Financial Officer

BACKGROUND

Council has delegated to the Chief Executive Officer (CEO) the exercise of its power to make payments from the Municipal Fund and Trust Fund. In accordance with regulation 13(1) of the *Local Government (Financial Management) Regulations 1996*, a list of accounts paid by the CEO is to be provided to Council, where such delegation is made.



Item 14.1 continued

REPORT

The table below summarises the payments drawn on the funds during the month October 2020. A list detailing the payments made is appended as an attachment to this report.

Municipal Fund	EFT Payments	EFT45253 – EFT45483	
	Cheque Payments	220536 – 220548	
	Payroll EFT	PAY 2021- 8, PAY 2021- 8.1 & PAY 2021- 9	
	Direct Debits		
	- Superannuation	DD20997.1 – DD20997.23, DD20998.1 – DD20998.23, DD20999.2 & DD20100.1 – DD20100.25	
	- Bank Charges	1*OCT20	
	- Other	1798 – 1814	\$13,038,998.42
	Less Cancelled EFT's & Cheques:	EFTs 45349 & 45443	(\$1,992,631.25)
Trust Fund	Not Applicable		Nil
Total			\$11,046,367.17

Summary of Expenditure for the Month of October 2020	
Payroll	\$692,265.42
Term Deposit Investments	\$2,500,000.00
Capital Expenditure	\$2,874,939.98
Operating Expenditure	
- Landfill Levy *	\$3,297,247.80
- Other	\$1,681,913.97
Total	\$11,046,367.17

* Note: The Landfill Levy is paid quarterly in July, October, January and April.



Item 14.1 continued

STRATEGIC/POLICY IMPLICATIONS

Key Result Area 3 – Good Governance

3.3 To provide responsible and accountable governance and management of the EMRC

3.4 To continue to improve financial and asset management practices

FINANCIAL IMPLICATIONS

As detailed within the report.

SUSTAINABILITY IMPLICATIONS

Nil

RISK MANAGEMENT

RISK: Adverse credit rating if creditor accounts are not paid when due		
Consequence	Likelihood	Rating
Possible	Insignificant	Low
Action / Strategy		
Ensure timely payment of creditor accounts when they fall due		

MEMBER COUNCIL IMPLICATIONS

Member Council	Implication Details
Town of Bassendean	Nil
City of Bayswater	
City of Belmont	
City of Kalamunda	
Shire of Mundaring	
City of Swan	

ATTACHMENT(S)

CEO's Delegated Payments List for the month of October 2020 (Ref: D2020/25582)



Item 14.1 continued

VOTING REQUIREMENT

Simple Majority

RECOMMENDATION(S)

That Council notes the CEO's list of accounts for October 2020 paid under delegated power in accordance with regulation 13(1) of the *Local Government (Financial Management) Regulations 1996*, forming the attachment to this report totalling \$11,046,367.17.

COUNCIL RESOLUTION(S)

MOVED CR

SECONDED CR



Eastern Metropolitan Regional Council

CEO's DELEGATED PAYMENTS LIST
FOR THE MONTH OF OCTOBER 2020

Cheque / EFT No	Date	Payee		Amount
EFT45253	01/10/2020	AALAN LINE MARKING SERVICES	LINEMARKING - OLD & NEW ADMIN BUILDING AT RED HILL	4,895.00
EFT45254	01/10/2020	ACCESS INDUSTRIAL TYRES PTY LTD	TYRE REPLACEMENT & REPAIR	1,754.50
EFT45255	01/10/2020	ACCESS SERVICE AUSTRALIA PTY LTD	PLANT SERVICES	642.40
EFT45256	01/10/2020	ADELAIDE SCAFFOLD SOLUTIONS PTY LTD (OLDFIELDS ADVANCE SCAFFOLD)	SCAFFOLDING FOR GRINDER	1,409.56
EFT45257	01/10/2020	ADT SECURITY	SECURITY MONITORING	59.10
EFT45258	01/10/2020	ADVANCED NATIONAL SERVICES PTY LTD	CLEANING SERVICES & CONSUMABLES - ASCOT PLACE	2,682.78
EFT45259	01/10/2020	ADYN KELLY	DESIGN & SOW FOR BATHROOM RENOVATION AT ASCOT PLACE	2,664.75
EFT45260	01/10/2020	AIR FILTER DRY CLEAN SYSTEMS WA	CLEAN & SERVICES FILTERS	540.99
EFT45261	01/10/2020	AIRTIGHT SOLUTIONS	DUST EXTRACTOR BAG FOR GRINDER	1,385.45
EFT45262	01/10/2020	ALL RUBBER TMH PTY LTD	REPAIR CONVEYOR BELT ON GRINDER	2,759.02
EFT45263	01/10/2020	ALLWEST PLANT HIRE	PLANT HIRE	3,195.50
EFT45264	01/10/2020	ANALYTICAL REFERENCE LABORATORY (ARL)	SAMPLE TESTING - HRRP, GHD PFAS TESTING, WOODCHIPS & DUST	2,400.20
EFT45265	01/10/2020	AUSTRALIAN HVAC SERVICES	AIRCONDITIONING MAINTENANCE & REPAIR	1,234.20
EFT45266	01/10/2020	AUTOSWEEP WA (LAMBERT FAMILY TRUST)	SITE SWEEPING - HAZELMERE	3,357.20
EFT45267	01/10/2020	B&J CATALANO PTY LTD	REPLACE SCREEN FOR TROMMEL	2,992.00
EFT45268	01/10/2020	BARFIELD EARTHMOVING (JAYCOURT NOMINEES P/L)	PLANT & EQUIPMENT HIRE & PRODUCT TRANSPORTATION	16,744.46
EFT45269	01/10/2020	BATTERY WORLD	BATTERY PURCHASES	350.00
EFT45270	01/10/2020	BEDROCK MINE MAINTENANCE SERVICES PTY LTD	GRINDER & OTHER PLANT MAINTENANCE	1,454.75
EFT45271	01/10/2020	BELMONT - REDCLIFFE NEWSROUND	NEWSPAPERS	59.08
EFT45272	01/10/2020	BIN BATH AUSTRALIA PTY LTD	BIN CLEANING	72.38
EFT45273	01/10/2020	BLACKWOODS CANNINGVALE	PROTECTIVE GEAR	95.19
EFT45274	01/10/2020	BMT COMMERCIAL AUSTRALIA PTY LTD (PREVIOUSLY KNOWN AS BMT WBM PTY LTD)	CONSULTING FEE - FLOOD RISK STUDY	21,393.64
EFT45275	01/10/2020	BRIGHTMARK GROUP PTY LTD	CLEANING SERVICES & CONSUMABLES	5,657.18
EFT45276	01/10/2020	BRING COURIERS	COURIER SERVICE	48.70
EFT45277	01/10/2020	BUDGET ELECTRICS	BUILDING REPAIR & MAINTENANCE	817.79
EFT45278	01/10/2020	BURSON AUTOMOTIVE PTY LTD	PLANT PARTS	255.38
EFT45279	01/10/2020	CAPITAL TRANSPORT SERVICES (WA) PTY LTD	COURIER SERVICE	83.84
EFT45280	01/10/2020	CDM AUSTRALIA	COMPUTER HARDWARE PURCHASE	4,803.70
EFT45281	01/10/2020	CHEMCENTRE	LEACHATE SAMPLE MONITORING	4,523.20
EFT45282	01/10/2020	CJD EQUIPMENT PTY LTD	PLANT MAINTENANCE, PARTS & SERVICE & PLANT REFURBISHMENT	86,820.58
EFT45283	01/10/2020	COMPU-STOR	IT BACKUP DATA SERVICES	692.34
EFT45284	01/10/2020	CPR ELECTRICAL SERVICES	REPAIR / REFURBISH GRINDER MOTORS	4,342.25
EFT45285	01/10/2020	CROSSLAND & HARDY PTY LTD	SURVEYS ON LOT 8 AT RED HILL	649.00
EFT45286	01/10/2020	CSE CROSSCOM PTY LTD	REPAIR TO TWO-WAY RADIOS	698.20
EFT45287	01/10/2020	CUTTING EDGES REPLACEMENT PARTS PTY LTD	PLANT PARTS	810.23
EFT45288	01/10/2020	DORMAKABA AUSTRALIA PTY LTD	DOOR REPAIR	346.18
EFT45289	01/10/2020	ELAN ENERGY MATRIX	TYRE DISPOSAL COSTS	1,486.82
EFT45290	01/10/2020	ENVIRONMENTAL INDUSTRIES PTY LTD	WEED CONTROL & MANAGEMENT AT RED HILL & HAZELMERE	5,153.50
EFT45291	01/10/2020	EVERSAFE FIRE PROTECTION	FIRE FIGHTING EQUIPMENT PURCHASES FOR FOGO AREA	297.00
EFT45292	01/10/2020	EXIT WASTE - QUEST MECHANICAL CONTRACTING PTY LTD T/AS	EMPTYING WASTE FROM WASH BAY TANK	990.00
EFT45293	01/10/2020	FILTERS PLUS	PLANT FILTERS	730.96
EFT45294	01/10/2020	FRESH BOOST PTY LTD ATF BANDITS TRUST	STAFF AMENITIES	1,341.48
EFT45295	01/10/2020	FUELFIX PTY LTD	EQUIPMENT HIRE	707.15
EFT45296	01/10/2020	GHD	CONSULTING FEES - FOGO	42,560.80
EFT45297	01/10/2020	GREENS ELECTRICAL SERVICE	ELECTRICAL MAINTENANCE AT RED HILL	2,718.59

**CEO's DELEGATED PAYMENTS LIST
FOR THE MONTH OF OCTOBER 2020**

Cheque / EFT No	Date	Payee		Amount
EFT45298	01/10/2020	GREENSTEAM AUSTRALIA PTY LTD	TRAINING ON STEAMWAND	880.00
EFT45299	01/10/2020	GREG WOOD TWISTECH	INSTALL LITTER CONTROL FENCE AT INTERIM FOGO AREA	6,223.80
EFT45300	01/10/2020	HERBERT SMITH FREEHILLS	QUARTERLY LEGISLATIVE REVIEW MANUAL	2,530.00
EFT45301	01/10/2020	HIND'S TRANSPORT SERVICES	PRODUCT TRANSPORTATION COSTS	6,943.91
EFT45302	01/10/2020	HITACHI CONSTRUCTION MACHINERY (AUSTRALIA) PTY LTD	PLANT SERVICE & MAINTENANCE	841.57
EFT45303	01/10/2020	HOLDENS ELECTRICAL CONTRACTING	ELECTRICAL WORKS - HAZELMERE COMMUNITY ENTRANCE	6,986.76
EFT45304	01/10/2020	HOSERIGHT	CENTRE GATE & WORKSHOP PLANT PARTS & MAINTENANCE	1,751.28
EFT45305	01/10/2020	IAN BANCROFT	BUILDING REPAIR & MAINTENANCE TO WORKSHOP	2,117.50
EFT45306	01/10/2020	ILLION AUSTRALIA PTY LTD (DUN & BRADSTREET)	ONLINE CREDIT REFERENCE CHECKS	231.00
EFT45307	01/10/2020	INDUSTRIAL RECRUITMENT PARTNERS	LABOUR HIRE	3,214.37
EFT45308	01/10/2020	INFINITY TRAINING AUSTRALIA	CONSULTING FEE - CEO PERFORMANCE REVIEW	4,840.00
EFT45309	01/10/2020	IT VISION AUSTRALIA PTY LTD	TRAINING ON ASSET MANAGEMENT	1,433.30
EFT45310	01/10/2020	JBS&G AUSTRALIA P/L T/A STRATEGEN JBS&G	CONSULTING FEE ON RRP - COMPLIANCE ASSESSMENT REPORT	56.10
EFT45311	01/10/2020	JCB CONSTRUCTION EQUIPMENT AUSTRALIA (CFC HOLDINGS- CEA; JCB CEA; DYNAPAC CEA)	PLANT SERVICE & MAINTENANCE	482.33
EFT45312	01/10/2020	KOMATSU FORKLIFT AUSTRALIA PTY LTD	PLANT MAINTENANCE	1,928.52
EFT45313	01/10/2020	KOTT GUNNING LAWYERS	LEGAL ADVICE & DRAFTING OF CONTRACTS / AGREEMENTS	22,070.73
EFT45314	01/10/2020	LABOURFORCE IMPEX PERSONNEL P/L	LABOUR HIRE	11,340.87
EFT45315	01/10/2020	LANDFILL GAS & POWER PTY LTD	ELECTRICITY CHARGES	29,010.23
EFT45316	01/10/2020	LIFTRITE HIRE & SALES	PLANT REPAIR & MAINTENANCE	261.25
EFT45317	01/10/2020	LIQUID LABS WA	SAMPLE TESTING - LEACHATE POND	517.88
EFT45318	01/10/2020	LOCAL GOVERNMENT PROFESSIONALS AUSTRALIA WA	STAFF TRAINING	910.00
EFT45319	01/10/2020	MAIL PLUS PERTH	MAIL EXPENSES	369.60
EFT45320	01/10/2020	MAJOR SECURITY SERVICES PTY LTD	SECURITY MONITORING	3,306.07
EFT45321	01/10/2020	MANDALAY TECHNOLOGIES PTY LTD	MANDALAY - SOFTWARE DEVELOPMENT	1,100.00
EFT45322	01/10/2020	MARKET CREATIONS PTY LTD	IT CONSULTING	4,359.30
EFT45323	01/10/2020	MARKETFORCE	ADVERTISEMENT -VARIOUS NOTICES	4,557.48
EFT45324	01/10/2020	MARSHALL BEATTIE PTY LTD	SERVICE HAZELMERE WEIGHBRIDGE BOOM GATE	88.00
EFT45325	01/10/2020	MARSMEN PLUMBING	BUIDLING MAINTENANCE AT ASCOT PLACE	186.45
EFT45326	01/10/2020	MCINTOSH & SON	PLANT MAINTENANCE	577.79
EFT45327	01/10/2020	MERIT LINING SYSTEMS PTY LTD	LINER FOR LEACHATE POND & CLASS IV	22,775.50
EFT45328	01/10/2020	METRO MOTORS (2010) PTY LTD	VEHICLE SERVICE	518.75
EFT45329	01/10/2020	MILLS CORPORATION PTY LTD	LABOUR HIRE	34,798.41
EFT45330	01/10/2020	MINTERELLISON	LEGAL ADVICE	12,119.80
EFT45331	01/10/2020	MS GROUNDWATER MANAGEMENT	GROUNDWATER MANAGEMENT COSTS - RED HILL	1,760.00
EFT45332	01/10/2020	MUNDARING CRANE TRUCK HIRE	PLANT PARTS TRANSPORTATION COSTS	297.00
EFT45333	01/10/2020	NETLINK GROUP PTY LTD	PHONE SYSTEM MAINTENANCE COST	792.00
EFT45334	01/10/2020	NEVERFAIL SPRINGWATER	BOTTLED WATER	459.06
EFT45335	01/10/2020	ONSITE RENTALS PTY LTD	EQUIPMENT RENTAL	433.52
EFT45336	01/10/2020	OTIS ELEVATOR COMPANY PTY LTD	QUARTERLY LIFT MAINTENANCE	12.40
EFT45337	01/10/2020	PERTH BIN HIRE	SKIP BIN HIRE	12,988.50
EFT45338	01/10/2020	PERTH RECRUITMENT SERVICES	LABOUR HIRE	670.21
EFT45339	01/10/2020	PIRTEK MALAGA - JH FLUID TRANSFER SOLUTIONS T/AS	HYDRAULIC HOSE SUPPLIES & REPAIRS	860.04
EFT45340	01/10/2020	PIRTEK MIDLAND (M & B HYDRAULICS PTY LTD)	HYDRAULIC HOSE SUPPLIES & REPAIRS	812.59
EFT45341	01/10/2020	PLANTRITE	PURCHASE OF NATIVE PLANTS	1,423.73
EFT45342	01/10/2020	PR POWER PTY LTD	PURCHASES OF GENERATORS & PARTS	12,628.92



Eastern Metropolitan Regional Council

CEO's DELEGATED PAYMENTS LIST
FOR THE MONTH OF OCTOBER 2020

Cheque / EFT No	Date	Payee		Amount
EFT45343	01/10/2020	PRESTIGE ALARMS	SECURITY EQUIPMENT SERVICE & MAINTENANCE	1,218.00
EFT45344	01/10/2020	PRUDENTIAL INVESTMENT SERVICES CORP P/L	INVESTMENT ADVISORY SERVICES	1,994.93
EFT45345	01/10/2020	RELATIONSHIPS AUSTRALIA WA INC	EAP - COUNSELLING FEES	330.00
EFT45346	01/10/2020	REMONDIS AUSTRALIA PTY LTD	COLLECTION OF PAPER RECYCLABLES	27.50
EFT45347	01/10/2020	RENT A FENCE PTY LTD	HIRING COSTS - TEMPORARY FENCE FOR HRRP	3,678.77
EFT45348	01/10/2020	RICHGRO	MULCH ANALYSIS TO AUSTRALIAN STANDARDS & SOIL TESTING	2,838.00
EFT45349	01/10/2020	RILEY'S AUTO ELECTRICS	PLANT REPAIR	872.03
EFT45350	01/10/2020	ROL-WA PTY LTD T/AS ALLPEST	TERMITE INSPECTION AND RODENT CONTROL	1,910.00
EFT45351	01/10/2020	RSEA - ONE STOP SAFETY SHOP	HARDWARE SUPPLIES & PROTECTIVE CLOTHING	69.96
EFT45352	01/10/2020	RUDD INDUSTRIAL AND FARM SUPPLIES	HARDWARE SUPPLIES	794.45
EFT45353	01/10/2020	S&L ENGINEERING (WA) PTY LTD	PLANT MAINTENANCE	618.86
EFT45354	01/10/2020	SAFETY SIGNS SERVICE - BRADY AUSTRALIA PTY LTD T/AS	SIGNAGE	567.13
EFT45355	01/10/2020	SIGN SUPERMARKET	SIGNAGE	1,485.00
EFT45356	01/10/2020	SNAP BELMONT (BELSNAP PTY LTD)	PRINTING COSTS - BOOKS & DAMAGE WAIVER	448.38
EFT45357	01/10/2020	SOFT LANDING - GREAT LAKES COMMUNITY RESOURCES INCORPORATED T/A	COLLECTION & DISPOSAL OF MATTRESSES AT HAZELMERE	37,262.50
EFT45358	01/10/2020	SONIC HEALTHPLUS PTY LTD	PRE-EMPLOYMENT MEDICAL	880.00
EFT45359	01/10/2020	SPARTEL PTY LTD	ODOUR EXTRACTION SYSTEM	4,845.89
EFT45360	01/10/2020	ST JOHN AMBULANCE ASSOCIATION	STAFF TRAINING	800.00
EFT45361	01/10/2020	STANTONS INTERNATIONAL	PROBITY SERVICES - RRF TENDER	607.20
EFT45362	01/10/2020	STATEWIDE BEARINGS - PARTOUT PTY LTD T/A	PLANT PARTS	1,452.00
EFT45363	01/10/2020	SWAN FIRE SERVICES	SERVICE MAINTENANCE - FIRE PROTECTION SYSTEM	173.80
EFT45364	01/10/2020	TALIS CONSULTANTS	CONSULTING FEE - CRC, HAZELMERE PARK WORKSHOP, DESIGN FOR DUST BLANKET FOR GRINDER, FOGO FINANCIAL MODELLING	50,357.45
EFT45365	01/10/2020	THE WATERSHED	PUMP PURCHASES	7,390.18
EFT45366	01/10/2020	TIM DAVIES LANDSCAPING PTY LTD (TDL)	GARDEN MAINTENANCE ASCOT PLACE	2,494.49
EFT45367	01/10/2020	TJ DEPIAZZI & SONS	PRODUCT TRANSPORTATION COSTS	4,997.85
EFT45368	01/10/2020	TOTAL SUPPLIES	STATIONERY	991.22
EFT45369	01/10/2020	TOTALLY WORKWEAR MIDLAND	PROTECTIVE CLOTHING	1,228.34
EFT45370	01/10/2020	TUDOR HOUSE (WA) PTY LTD	RELOCATING FLAG POLES	1,188.00
EFT45371	01/10/2020	TUTT BRYANT EQUIPMENT (BT EQUIPMENT PTY LTD)	PLANT SERVICE & MAINTENANCE	12,918.99
EFT45372	01/10/2020	TYREPOWER MUNDARING	TYRE PUNCTURE REPAIR	35.00
EFT45373	01/10/2020	VOLICH WASTE CONTRACTORS PTY LTD	BULK BIN HIRE	44.00
EFT45374	01/10/2020	WA MACHINERY GLASS	PLANT REPAIR	121.00
EFT45375	01/10/2020	WA SAFETY PRODUCTS	PURCHASE OF RESPIRATOR KITS	8,684.51
EFT45376	01/10/2020	WATERLOGIC AUSTRALIA PTY LTD	EQUIPMENT RENTAL	547.03
EFT45377	01/10/2020	WEST TIP WASTE CONTROL	BULK BIN HIRE	1,694.00
EFT45378	01/10/2020	WESTRAC EQUIPMENT PTY LTD	PLANT SERVICE & MAINTENANCE	4,247.83
EFT45379	01/10/2020	WINC AUSTRALIA PTY LTD	STATIONERY & CONSUMABLES	1,201.56
EFT45380	01/10/2020	WORK CLOBBER	PROTECTIVE CLOTHING	383.40
EFT45381	01/10/2020	WORKPLACE INVESTIGATION SERVICES PTY LTD	PROVISION FOR WHISTLEBLOWER HOTLINE SERVICES	2,420.00
EFT45382	01/10/2020	WORLDWIDE PRINTING SOLUTIONS CANNINGTON	PRINTING COSTS - FOGO GUIDEBOOK	770.00
EFT45383	01/10/2020	WREN OIL	WASTE OIL REMOVAL	143.00
EFT45384	01/10/2020	YEOMAN PTY LTD ATF THE RJ ROHLRACH FAMILY TRUST	CONSULTING FEES - RFT FOR ELECTRICITY SUPPLY	5,007.20
EFT45385	02/10/2020	AUSCO MODULAR PTY LTD	PLANT HIRE - HAZELMERE	49.50
EFT45386	02/10/2020	AUSTRALIA POST - ASCOT PLACE	POSTAL CHARGES	147.84
EFT45387	02/10/2020	CITY OF SWAN	STAFF HEALTH PROMOTION	455.00

**CEO's DELEGATED PAYMENTS LIST
FOR THE MONTH OF OCTOBER 2020**

Cheque / EFT No	Date	Payee		Amount
EFT45388	02/10/2020	CPR ELECTRICAL SERVICES	REPAIR DAMAGED CABLE ON GRINDER	294.25
EFT45389	02/10/2020	DIVERSECO PTY LTD	RRP WEIGHBRIDGE UPGRADE RFQ & SCIENTIFIC SCALES	7,335.35
EFT45390	02/10/2020	KLB SYSTEMS	CALIBRATION - HAZELMERE COMPUTER HARDWARE PURCHASES	1,793.00
EFT45391	02/10/2020	PETRO MIN ENGINEERS	CONSULTING FEE - WWtE & ELECTRICAL ENGINEERING	9,209.75
EFT45392	02/10/2020	SCF GROUP PTY LTD	PURCHASE OF SEACONTAINER	15,807.00
EFT45393	02/10/2020	SYNERGY	ELECTRICITY CHARGES - HAZELMERE	110.03
EFT45394	02/10/2020	TELSTRA CORPORATION LTD	TELEPHONE CHARGES	346.08
EFT45395	06/10/2020	AMY COLLINS	COUNCILLORS ATTENDANCE FEE	238.00
EFT45396	06/10/2020	AUSTRALIAN INSTITUTE OF MANAGEMENT - AIM	STAFF TRAINING	2,750.00
EFT45397	06/10/2020	CHARLIE ZANNINO	QUARTERLY COUNCILLORS PAYMENT	2,640.00
EFT45398	06/10/2020	CHILD SUPPORT	EMPLOYEE DEDUCTION	352.70
EFT45399	06/10/2020	DOUG JEANS	QUARTERLY COUNCILLORS PAYMENT	3,893.94
EFT45400	06/10/2020	DYLAN O'CONNOR	QUARTERLY COUNCILLORS PAYMENT	2,640.00
EFT45401	06/10/2020	GIORGIA JOHNSON	QUARTERLY COUNCILLORS PAYMENT	2,640.00
EFT45402	06/10/2020	JAI WILSON	QUARTERLY COUNCILLORS PAYMENT	8,975.50
EFT45403	06/10/2020	JANET POWELL	QUARTERLY COUNCILLORS PAYMENT	2,640.00
EFT45404	06/10/2020	JOHN DAW	QUARTERLY COUNCILLORS PAYMENT	2,640.00
EFT45405	06/10/2020	KATHRYN HAMILTON	QUARTERLY COUNCILLORS PAYMENT	2,640.00
EFT45406	06/10/2020	LESLEY BOYD	QUARTERLY COUNCILLORS PAYMENT	2,640.00
EFT45407	06/10/2020	LORNA CLARKE	QUARTERLY COUNCILLORS PAYMENT	2,640.00
EFT45408	06/10/2020	MARSH PTY LTD	CONSULTING FEE - RISK MANAGEMENT	6,842.00
EFT45409	06/10/2020	MEL CONGERTON	TRAVEL CLAIMS	2,640.00
EFT45410	06/10/2020	PAYG PAYMENTS	PAYG TAXATION PAYMENT	88,909.00
EFT45411	06/10/2020	RILEY'S RENTALS & MAINTENANCE T/AS RILEY'S MINING MAINTENANCE SERVICES	PLANT REPAIR	872.03
EFT45412	06/10/2020	STEPHEN K WOLFF	QUARTERLY COUNCILLORS PAYMENT	2,640.00
EFT45413	09/10/2020	ADELAIDE SCAFFOLD SOLUTIONS PTY LTD (OLDFIELDS ADVANCE SCAFFOLD)	WWtE PAYMENT RE EMRC / ANERGY AGREEMENT	2,143.42
EFT45414	09/10/2020	ALM FIRE & ELECTRICAL SAFETY TESTING	WWtE PAYMENT RE EMRC / ANERGY AGREEMENT	339.02
EFT45415	09/10/2020	GLOBAL AUTO COAT PTY LTD	WWtE PAYMENT RE EMRC / ANERGY AGREEMENT	355.08
EFT45416	09/10/2020	HAYS SPECIALIST RECRUITMENT	WWtE PAYMENT RE EMRC / ANERGY AGREEMENT	47,529.24
EFT45417	09/10/2020	INLEx ENGINEERING PTY LTD	WWtE PAYMENT RE EMRC / ANERGY AGREEMENT	56,722.60
EFT45418	09/10/2020	JUST IN SCALES	WWtE PAYMENT RE EMRC / ANERGY AGREEMENT	2,183.50
EFT45419	09/10/2020	SPECTRUM WELDING PTY LTD	WWtE PAYMENT RE EMRC / ANERGY AGREEMENT	3,768.60
EFT45420	09/10/2020	THE STICKER MAN & AUSTRALIS GRAPHICS - THE MAN UNIT TRUST T/AS	WWtE PAYMENT RE EMRC / ANERGY AGREEMENT	300.00
EFT45421	09/10/2020	TREVORS BUNBURY PTY LTD (TREVORS CARPETS)	WWtE PAYMENT RE EMRC / ANERGY AGREEMENT	2,412.85
EFT45422	09/10/2020	UNITED EQUIPMENT PTY LTD	WWtE PAYMENT RE EMRC / ANERGY AGREEMENT	9,321.07
EFT45423	09/10/2020	ZEDFLO AUSTRALIA - PROCESS CONTROL INSTRUMENTATION PTY LTD T/AS	WWtE PAYMENT RE EMRC / ANERGY AGREEMENT	4,233.00
EFT45424	09/10/2020	iSOL8 PTY LTD	WWtE PAYMENT RE EMRC / ANERGY AGREEMENT	1,930.50
EFT45425	09/10/2020	DFP RECRUITMENT SERVICES P/L	LABOUR HIRE	1,050.19
EFT45426	09/10/2020	KLB SYSTEMS	COMPUTER HARDWARE PURCHASES & LICENCE RENEWAL	7,216.00
EFT45427	09/10/2020	RENT A FENCE PTY LTD	HIRING COSTS - TEMPORARY FENCE FOR HRRP	883.45
EFT45428	13/10/2020	BREATHALYSER SALES AND SERVICE	EQUIPMENT PURCHASE	5,313.00
EFT45429	13/10/2020	DFP RECRUITMENT SERVICES P/L	LABOUR HIRE	1,732.28
EFT45430	13/10/2020	LGIS	2020/2021 INSURANCE PREMIUMS (PART)	194,962.32
EFT45431	13/10/2020	MOTORCHARGE PTY LTD	FLEET FUEL PURCHASES	2,313.74
EFT45432	13/10/2020	TELSTRA CORPORATION LTD	TELEPHONE CHARGES	240.49



Eastern Metropolitan Regional Council

CEO's DELEGATED PAYMENTS LIST
FOR THE MONTH OF OCTOBER 2020

Cheque / EFT No	Date	Payee		Amount
EFT45433	13/10/2020	WEST TIP WASTE CONTROL	BULK BIN HIRE	440.00
EFT45434	15/10/2020	THERESA ECKSTEIN	STAFF REIMBURSEMENT	160.00
EFT45435	16/10/2020	AUSTRALIAN INSTITUTE OF MANAGEMENT - AIM	STAFF TRAINING	367.00
EFT45436	16/10/2020	BP AUSTRALIA PTY LTD (A/C 50209244)	FUEL PURCHASES	44,005.70
EFT45437	16/10/2020	DINGO BUS CHARTER	BUS HIRE	462.00
EFT45438	16/10/2020	HAMMEL INTERNATIONAL (COYLE SALES SERVICES) CSS	REPAIR HAMMEL SHREDDER	159,258.00
EFT45439	16/10/2020	EQUIPMENT IBEX AUSTRALIA	PURCHASES OF TOOLS	17,600.00
EFT45440	16/10/2020	ODOUR CONTROL SYSTEMS INTERNATIONAL LTD	ALTERNATIVE DAILY COVER MATERIAL	16,044.93
EFT45441	16/10/2020	TELSTRA CORPORATION LTD	TELEPHONE CHARGES	493.69
EFT45442	16/10/2020	TOTAL SUPPLIES	STATIONERY	64.19
EFT45443	19/10/2020	KOTT GUNNING TRUST ACCOUNT	----- CANCELLED EFT -----	1,991,759.22
EFT45444	19/10/2020	KOTT GUNNING TRUST ACCOUNT	BALANCE OF PAYMENT - LAND PURCHASE - RED HILL	2,011,878.00
EFT45445	20/10/2020	AUSTRALIA'S DETAILING GROUP - ADAM TENCH	CLEANING CAR POOL VEHICLES	525.00
EFT45446	20/10/2020	AUSTRALIAN COMMUNICATIONS & MEDIA AUTHORITY ACMA	ANNUAL LICENCE RENEWAL	674.00
EFT45447	20/10/2020	AUSTRALIAN TRAINING MANAGEMENT PTY LTD (ATM)	STAFF TRAINING	395.00
EFT45448	20/10/2020	CHILD SUPPORT	EMPLOYEE DEDUCTION	352.70
EFT45449	20/10/2020	CLEANAWAY PTY LTD	SALE OF RECYCLABLES	675.68
EFT45450	20/10/2020	DFP RECRUITMENT SERVICES P/L	LABOUR HIRE	1,732.28
EFT45451	20/10/2020	MILLS CORPORATION PTY LTD	LABOUR HIRE	3,309.21
EFT45452	20/10/2020	NEVILLE REFRIGERATION & AIRCONDITIONING	DEGASSING OF FRIDGES & AIRCONDITIONERS - COPPIN ROAD & BAYWASTE	2,387.00
EFT45453	20/10/2020	ODOUR CONTROL SYSTEMS INTERNATIONAL LTD	ALTERNATIVE DAILY COVER MATERIAL	8,410.83
EFT45454	20/10/2020	PAYG PAYMENTS	PAYG TAXATION PAYMENT	105,816.00
EFT45455	20/10/2020	SAI GLOBAL PTY LIMITED	STANDARDS MARK PRIMARY REGISTRATION - MULCH	5,203.00
EFT45456	20/10/2020	SYNERGY	ELECTRICITY CHARGES - HAZELMERE	1,132.78
EFT45457	20/10/2020	DEPUTY COMMISSIONER OF TAXATION	GST PAYMENT	257,118.00
EFT45458	23/10/2020	AMALGAM RECRUITMENT	LABOUR HIRE	3,336.00
EFT45459	23/10/2020	BLUEFIT PTY LTD (BELMONT OASIS LEISURE CENTRE)	STAFF HEALTH PROMOTION	417.60
EFT45460	23/10/2020	INDUSTRIAL RECRUITMENT PARTNERS	LABOUR HIRE	6,003.69
EFT45461	23/10/2020	MARKETFORCE	ADVERTISEMENT -VARIOUS NOTICES	13,502.48
EFT45462	23/10/2020	MILLS CORPORATION PTY LTD	LABOUR HIRE	34,579.02
EFT45463	23/10/2020	PERTH ENERGY PTY LTD	GAS SUPPLY - WWtE	145.33
EFT45464	23/10/2020	TELSTRA CORPORATION LTD	TELEPHONE CHARGES	80.51
EFT45465	23/10/2020	YOGA BY LAUREN CATALANO	STAFF HEALTH PROMOTION	450.00
EFT45466	27/10/2020	CITY OF SWAN	COUNCIL RATES (PART)	32,605.91
EFT45467	27/10/2020	CIVIL AUTO ELECTRICS PTY LTD	PLANT REPAIR	579.70
EFT45468	27/10/2020	CME BOILERMAKING PTY LTD	REPLACE PARTS ON GRINDER	17,568.10
EFT45469	27/10/2020	DEPARTMENT OF WATER AND ENVIRONMENTAL REGULATION (DWER)	QUARTERLY LANDFILL LEVY	3,297,247.80
EFT45470	27/10/2020	DFP RECRUITMENT SERVICES P/L	LABOUR HIRE	1,602.31
EFT45471	27/10/2020	KUEHNE+NAGEL PTY LTD	PLANT PARTS - GRINDER	1,432.47
EFT45472	27/10/2020	TELSTRA CORPORATION LTD	TELEPHONE CHARGES	6,032.64
EFT45473	30/10/2020	AUSCO MODULAR PTY LTD	PLANT HIRE - HAZELMERE	2,594.27
EFT45474	30/10/2020	AUSTRALIA POST - ASCOT PLACE	POSTAL CHARGES	181.53
EFT45475	30/10/2020	CHEMCENTRE	WOODCHIP & FINES SAMPLE MONITORING	386.10
EFT45476	30/10/2020	DATA 3 PERTH	SOFTWARE LICENCE ANNUAL RENEWAL	86,094.13
EFT45477	30/10/2020	DOWN TO EARTH TRAINING & ASSESSING	STAFF TRAINING	3,100.00



Eastern Metropolitan Regional Council

CEO's DELEGATED PAYMENTS LIST
FOR THE MONTH OF OCTOBER 2020

Cheque / EFT No	Date	Payee		Amount
EFT45478	30/10/2020	FUJI XEROX AUSTRALIA PTY LTD	PHOTOCOPIER MAINTENANCE & SUPPLIES	1,076.61
EFT45479	30/10/2020	LUCID CONSULTING ENGINEERS (WA) PTY LTD	CONSULTING FEE - BUILDING BENCHMARKING	15,400.00
EFT45480	30/10/2020	MAJOR SECURITY SERVICES PTY LTD	SECURITY MONITORING	955.41
EFT45481	30/10/2020	METAL WORKS PERTH	PURCHASES OF BOLLARDS	1,153.00
EFT45482	30/10/2020	MILLS CORPORATION PTY LTD	LABOUR HIRE	24,951.99
EFT45483	30/10/2020	TUTT BRYANT EQUIPMENT (BT EQUIPMENT PTY LTD)	REFURBISHMENT OF BOMAG & PLANT SERVICE & MAINTENANCE	474,817.62
220536	07/10/2020	EMRC PETTY CASH - BAYWASTE	PETTY CASH RECOUP	25.00
220537	07/10/2020	EMRC PETTY CASH - BELMONT	PETTY CASH RECOUP	719.75
220538	07/10/2020	EMRC PETTY CASH - COPPIN ROAD	PETTY CASH RECOUP	65.80
220539	07/10/2020	EMRC PETTY CASH - HAZELMERE	PETTY CASH RECOUP	62.50
220540	07/10/2020	EMRC PETTY CASH - MATHIESON ROAD	PETTY CASH RECOUP	42.00
220541	07/10/2020	EMRC PETTY CASH - RED HILL	PETTY CASH RECOUP	40.20
220542	14/10/2020	WATER CORPORATION	WATER RATES & USAGE - ASCOT PLACE	669.82
220543	26/10/2020	GIDGEGANNUP JUNIOR FOOTBALL CLUB	COMMUNITY GRANT	975.00
220544	26/10/2020	GIDGEGANNUP PRIMARY SCHOOL P&C	COMMUNITY GRANT	2,920.00
220545	26/10/2020	GIDGEGANNUP SCOUT GROUP - SCOUTS WA	COMMUNITY GRANT	2,684.00
220546	26/10/2020	SILVERTREE STEINER SCHOOL	COMMUNITY GRANT	2,656.50
220547	26/10/2020	STONEVILLE - PARKERVILLE PROGRESS ASSOCIATION	COMMUNITY GRANT	2,962.45
220548	26/10/2020	X SPEED AUSTRALIA CYCLE CLUB INC	COMMUNITY GRANT	2,800.00
PAY 2021 - 8	01/10/2020	PAYROLL	PAYROLL	6,150.72
PAY 2021 - 8.1	13/10/2020	PAYROLL FE 13/10/2020	PAYROLL	308,473.62
PAY 2021 - 9	27/10/2020	PAYROLL FE 27/10/2020	PAYROLL	235,544.92
1*OCT20	01/10/2020	BANK CHARGES 1898 - 1902	BANK FEES & CHARGES	1,950.12
DD20997.1	27/10/2020	WALGS PLAN	SUPERANNUATION	26,311.65
DD20997.2	27/10/2020	AUSTRALIAN ETHICAL SUPER	SUPERANNUATION	512.23
DD20997.3	27/10/2020	PLUM SUPERANNUATION FUND (MLC)	SUPERANNUATION	1,293.71
DD20997.4	27/10/2020	MARANI SUPER FUND	SUPERANNUATION	1,001.05
DD20997.5	27/10/2020	AMP - SIGNATURESUPER	SUPERANNUATION	615.40
DD20997.6	27/10/2020	HUB24 SUPER FUND	SUPERANNUATION	209.02
DD20997.7	27/10/2020	NORTH PERSONAL SUPERANNUATION	SUPERANNUATION	544.99
DD20997.8	27/10/2020	MERCER SMART SUPER PLAN	SUPERANNUATION	312.77
DD20997.9	27/10/2020	CBUS INDUSTRY SUPER	SUPERANNUATION	1,367.11
DD20997.10	27/10/2020	BT LIFETIME SUPER - EMPLOYER PLAN	SUPERANNUATION	295.21
DD20997.11	27/10/2020	TELSTRA SUPERANNUATION SCHEME	SUPERANNUATION	233.66
DD20997.12	27/10/2020	AMP FLEXIBLE LIFETIME SUPER	SUPERANNUATION	1,151.12
DD20997.13	27/10/2020	COMMONWEALTH ESSENTIAL SUPER	SUPERANNUATION	263.84
DD20997.14	27/10/2020	MY NORTH SUPER A/T WEALTH PERSONAL SUPERANNUATION & PENSION FUN	SUPERANNUATION	449.16
DD20997.15	27/10/2020	MTAA SUPERANNUATION FUND	SUPERANNUATION	296.97
DD20997.16	27/10/2020	BT SUPER FOR LIFE	SUPERANNUATION	667.78
DD20997.17	27/10/2020	LEGALSUPER	SUPERANNUATION	401.92
DD20997.18	27/10/2020	HOSTPLUS SUPERANNUATION FUND	SUPERANNUATION	4,094.11
DD20997.19	27/10/2020	AUSTRALIAN SUPER	SUPERANNUATION	2,869.37
DD20997.20	27/10/2020	MLC SUPER FUND	SUPERANNUATION	925.23
DD20997.21	27/10/2020	RETAIL EMPLOYEES SUPERANNUATION TRUST	SUPERANNUATION	1,384.95
DD20997.22	27/10/2020	SUNSUPER	SUPERANNUATION	529.49

**CEO's DELEGATED PAYMENTS LIST
FOR THE MONTH OF OCTOBER 2020**

Cheque / EFT No	Date	Payee	Amount
DD20997.23	27/10/2020	ZURICH MASTER SUPERANNUATION FUND	297.89
DD20998.1	13/10/2020	WALGS PLAN	28,217.93
DD20998.2	13/10/2020	AUSTRALIAN ETHICAL SUPER	523.83
DD20998.3	13/10/2020	PLUM SUPERANNUATION FUND (MLC)	1,229.82
DD20998.4	13/10/2020	MARANI SUPER FUND	1,001.05
DD20998.5	13/10/2020	AMP - SIGNATURESUPER	1,107.35
DD20998.6	13/10/2020	HUB24 SUPER FUND	212.63
DD20998.7	13/10/2020	NORTH PERSONAL SUPERANNUATION	541.50
DD20998.8	13/10/2020	MERCER SMART SUPER PLAN	312.77
DD20998.9	13/10/2020	CBUS INDUSTRY SUPER	1,396.09
DD20998.10	13/10/2020	BT LIFETIME SUPER - EMPLOYER PLAN	278.19
DD20998.11	13/10/2020	TELSTRA SUPERANNUATION SCHEME	232.85
DD20998.12	13/10/2020	AMP FLEXIBLE LIFETIME SUPER	1,151.12
DD20998.13	13/10/2020	COMMONWEALTH ESSENTIAL SUPER	263.54
DD20998.14	13/10/2020	MY NORTH SUPER A/T WEALTH PERSONAL SUPERANNUATION & PENSION FUN	413.67
DD20998.15	13/10/2020	MTAA SUPERANNUATION FUND	264.28
DD20998.16	13/10/2020	BT SUPER FOR LIFE	668.62
DD20998.17	13/10/2020	LEGALSUPER	401.92
DD20998.18	13/10/2020	HOSTPLUS SUPERANNUATION FUND	4,107.35
DD20998.19	13/10/2020	AUSTRALIAN SUPER	2,896.23
DD20998.20	13/10/2020	MLC SUPER FUND	924.80
DD20998.21	13/10/2020	RETAIL EMPLOYEES SUPERANNUATION TRUST	1,409.82
DD20998.22	13/10/2020	SUNSUPER	432.70
DD20998.23	13/10/2020	ZURICH MASTER SUPERANNUATION FUND	296.53
DD20999.2	01/10/2020	WALGS PLAN	13.24
DD21000.1	01/10/2020	WALGS PLAN	26,730.70
DD21000.2	01/10/2020	AUSTRALIAN ETHICAL SUPER	531.41
DD21000.3	01/10/2020	PLUM SUPERANNUATION FUND (MLC)	1,229.82
DD21000.4	01/10/2020	MARANI SUPER FUND	1,001.05
DD21000.5	01/10/2020	AMP - SIGNATURESUPER	1,153.71
DD21000.6	01/10/2020	UNISUPER	61.25
DD21000.7	01/10/2020	HUB24 SUPER FUND	209.02
DD21000.8	01/10/2020	NORTH PERSONAL SUPERANNUATION	541.50
DD21000.9	01/10/2020	MERCER SMART SUPER PLAN	312.77
DD21000.10	01/10/2020	CBUS INDUSTRY SUPER	1,465.68
DD21000.11	01/10/2020	A&S HUGHES-D'AETH PTY LTD ATF A&S HUGHES-D'AETH SUPERANNUATION FUND	110.11
DD21000.12	01/10/2020	AMP FLEXIBLE LIFETIME SUPER	1,098.15
DD21000.13	01/10/2020	BT LIFETIME SUPER - EMPLOYER PLAN	276.41
DD21000.14	01/10/2020	TELSTRA SUPERANNUATION SCHEME	230.09
DD21000.15	01/10/2020	COMMONWEALTH ESSENTIAL SUPER	304.25
DD21000.16	01/10/2020	MY NORTH SUPER A/T WEALTH PERSONAL SUPERANNUATION & PENSION FUN	470.30
DD21000.17	01/10/2020	MTAA SUPERANNUATION FUND	315.80
DD21000.18	01/10/2020	BT SUPER FOR LIFE	755.86
DD21000.19	01/10/2020	LEGALSUPER	401.92
DD21000.20	01/10/2020	HOSTPLUS SUPERANNUATION FUND	4,055.74



Eastern Metropolitan Regional Council

CEO's DELEGATED PAYMENTS LIST
FOR THE MONTH OF OCTOBER 2020

Cheque / EFT No	Date	Payee		Amount
DD21000.21	01/10/2020	AUSTRALIAN SUPER	SUPERANNUATION	3,347.35
DD21000.22	01/10/2020	MLC SUPER FUND	SUPERANNUATION	925.96
DD21000.23	01/10/2020	RETAIL EMPLOYEES SUPERANNUATION TRUST	SUPERANNUATION	1,441.18
DD21000.24	01/10/2020	SUNSUPER	SUPERANNUATION	503.14
DD21000.25	01/10/2020	ZURICH MASTER SUPERANNUATION FUND	SUPERANNUATION	296.53
1798	06/10/2020	SHANGHAI SHUANGMU RADIATOR MANUFACTURING CO, LTD	WWtE PAYMENT RE EMRC / ANERGY AGREEMENT	1,086.50
1799	19/10/2020	WESTPAC BANKING CORPORATION	TERM DEPOSIT INVESTMENT	2,500,000.00
1800	22/10/2020	HAAS HOLZZERKLEINERUNGS - UND FORDERTECHNIK GMBH	HAAS GRINDER - PLANT PARTS	10,252.91
1801	16/10/2020	WBC - CORPORATE MASTERCARD - BRADLEY LACEY	CREDIT CARD PURCHASES	74.00
1802	16/10/2020	WBC - CORPORATE MASTERCARD - D AMEDURI	CREDIT CARD PURCHASES	332.32
1803	16/10/2020	WBC - CORPORATE MASTERCARD - DAVE BERESFORD	CREDIT CARD PURCHASES	1,494.84
1804	16/10/2020	WBC - CORPORATE MASTERCARD - DAVID SCHMIDT	CREDIT CARD PURCHASES	331.35
1805	16/10/2020	WBC - CORPORATE MASTERCARD - DOUGLAS DARMAGO	CREDIT CARD PURCHASES	4,519.50
1806	16/10/2020	WBC - CORPORATE MASTERCARD - FRANK HUA HIM KUA	CREDIT CARD PURCHASES	17.00
1807	16/10/2020	WBC - CORPORATE MASTERCARD - H LIEW	CREDIT CARD PURCHASES	267.00
1808	16/10/2020	WBC - CORPORATE MASTERCARD - IZABELLA KRZYSKO	CREDIT CARD PURCHASES	17.00
1809	16/10/2020	WBC - CORPORATE MASTERCARD - MARCUS GEISLER	CREDIT CARD PURCHASES	185.50
1810	16/10/2020	WBC - CORPORATE MASTERCARD - S FITZPATRICK	CREDIT CARD PURCHASES	816.00
1811	16/10/2020	WBC - CORPORATE MASTERCARD - T BEINHAEUER	CREDIT CARD PURCHASES	317.69
1812	16/10/2020	WBC - CORPORATE MASTERCARD - T ECKSTEIN	CREDIT CARD PURCHASES	615.84
1813	16/10/2020	WBC - CORPORATE MASTERCARD - W HARRIS	CREDIT CARD PURCHASES	367.00
1814	16/10/2020	WBC - CORPORATE MASTERCARD - Z WILLIAMSON	CREDIT CARD PURCHASES	292.67
SUB TOTAL				13,038,998.42
EFT45349	01/10/2020	LESS CANCELLED EFTs & CHEQUES RILEY'S AUTO ELECTRICS	PLANT REPAIR	-872.03
EFT45443	19/10/2020	KOTT GUNNING TRUST ACCOUNT	BALANCE OF PAYMENT - LAND PURCHASE - RED HILL	-1,991,759.22
SUB TOTAL				-1,992,631.25
TOTAL				11,046,367.17

All Employee Superannuation obligations for the period October 2020 has been paid by the EMRC.



14.2 FINANCIAL REPORT FOR PERIOD ENDED 30 SEPTEMBER 2020

REFERENCE: D2020/24819

PURPOSE OF REPORT

The purpose of this report is to provide Council with an overview of the EMRC's financial performance for the period ended 30 September 2020.

KEY POINTS AND RECOMMENDATION(S)

- Significant year to date budget variances greater than 10% or \$20,000, whichever is the greater, within each nature and type category on the Statement of Financial Activity as at 30 September 2020 have been identified and are reported on in the body of the report.

Recommendation(s)

That Council receives the Statement of Comprehensive Income, Capital Expenditure Statement, Statement of Financial Position, Statement of Cash and Investments and the Investment Report for the period ended 30 September 2020.

SOURCE OF REPORT

Chief Financial Officer

BACKGROUND

It is a requirement of the *Local Government (Financial Management) Regulations 1996* (r.34) that a Local Government is to prepare and present to Council financial reports in such a form as the Local Government considers to be appropriate.

Submitted to each meeting of Council is a financial report and summaries which provide an overview of year to date budget performance for operating activities and capital works. Variances greater than 10% or \$20,000, whichever is the greater, within each nature and type category on the Statement of Comprehensive Income are reported on in the body of the report. Also included are end of year forecasts by nature and type for operating activities and end of year forecasts for each capital works project. These forecasts are reviewed regularly in order to provide an accurate forecast of the end of year result.

REPORT

Outlined below are financial statements for the period ended 30 September 2020. Where possible the year to date monthly budget allocations will be reviewed in order to match the appropriate timing for the various projects budgeted to be undertaken. This will provide a better comparison between the year to date actual and year to date budget figures.

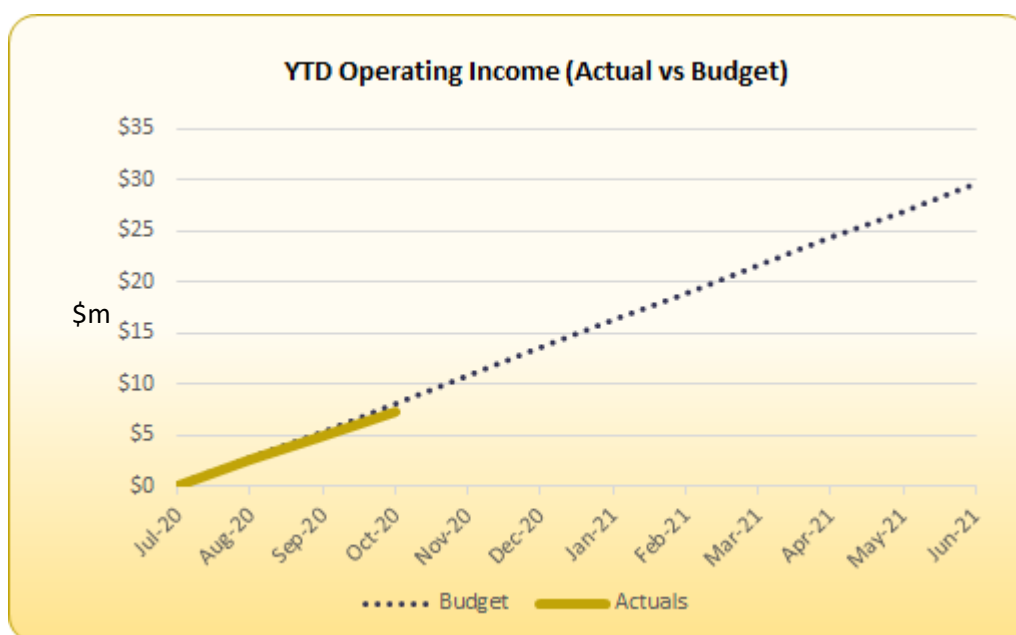


Item 14.2 continued

Statement of Comprehensive Income - Nature and Type (refer Attachment 1)

The net operating result as at 30 September 2020 is an unfavourable variance of \$49,391 (2.53%) against budget. The following information is provided on key aspects of Council's year to date financial performance:

<u>Operating Income</u>	<i>Actuals for the Year</i>	An unfavourable variance of \$799,785 (9.84%).
	<i>End of Year Forecast</i>	As per budget - not yet due to be reviewed.



Operating Income variances previously reported to Council:

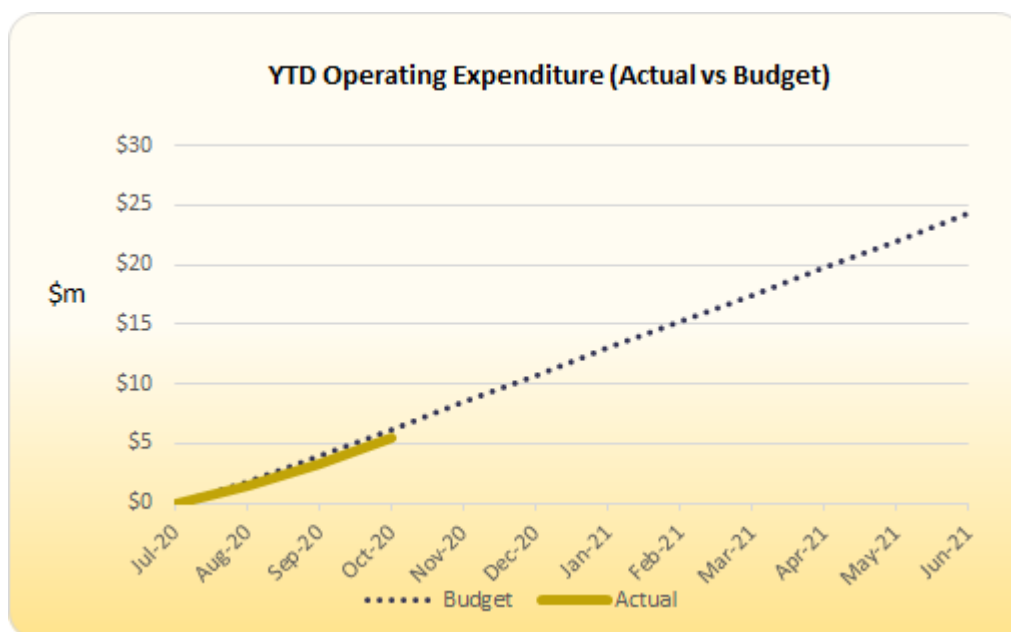
1. Year to date Net User Charges is \$767,823 (14.26%) below the budget of \$5,384,386. The variance is due to the lower than budgeted Commercial tonnages received as at 30 September 2020.
2. Year to date Operating Grants is \$24,662 (34.02%) above the budget of \$72,500. The variance is due to the carried forward of unspent grant funds totalling \$81,406 from the 2019/2020 financial year relating to various projects.

There were no further significant Operating Income variances as at 30 September 2020.



Item 14.2 continued

<u>Operating Expenditure</u>	Actuals for the Year	A favourable variance of \$750,394 (12.15%).
	End of Year Forecast	As per budget - not yet due to be reviewed.



Operating Expenditure variances previously reported to Council:

1. Year to date Salary Expenses of \$2,386,967 is below the budget by \$353,300 (12.89%). The variance is attributable to the vacant positions and newly budgeted positions for 2020/2021 yet to be filled.
2. Year to date Contract Expenses of \$977,893 is \$151,402 (13.41%) below the budget of \$1,129,295 due to the timing of various projects from different business units. Areas where the expenditures are lower than budget for various directorates/business units include: CEO's Team/Business Support/Other (\$104,186), Sustainability (\$60,030), and Projects (\$96,041).

This is offset by Contract Expenses in the Operations Team which is \$108,855 higher than budget.

3. Year to date Material Expenses of \$187,697 is \$90,860 (32.62%) below the budget of \$278,557 due to the timing of various projects from different business units. Areas where the expenditures are lower than budget for various directorates/business units include: CEO's Team/Business Support (\$25,171), Operations (\$63,022) and Projects (\$8,002).

This is offset by Material Expenses in the Sustainability Directorate which is \$5,335 higher than budget.

Operating Expenditure variances not previously reported to Council:

4. Year to date Fuel Expenses of \$120,149 is below the budget by \$41,617 (25.73%). The variance is attributable to the lower purchase price of distillate compared to budget together with the lower level of commercial tonnages received to date compared to budget.
5. Year to date Provision Expenses of \$199,252 is below the budget by \$25,907 (11.51%). The variance is attributable to the level of commercial tonnages received to date compared to budget

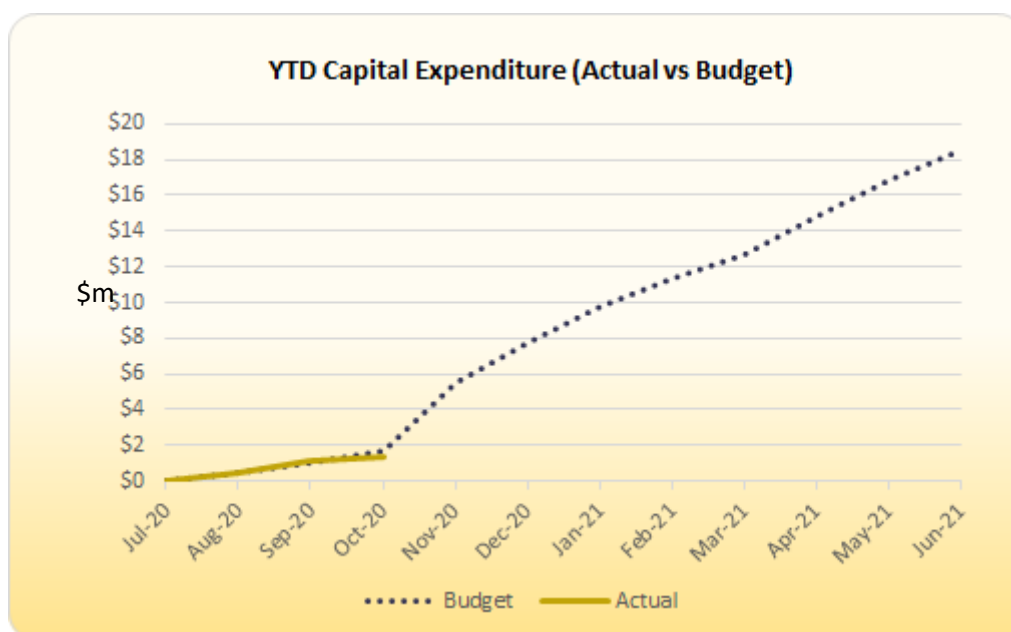
There were no further significant Operating Expenditure variances as at 30 September 2020.



Item 14.2 continued

Capital Expenditure Statement (refer Attachment 2)

<u>Capital Expenditure</u>	<i>Actuals for the Year</i>	A favourable variance of \$323,946.
	<i>End of Year Forecast</i>	As per budget - not yet due to be reviewed.



Capital Expenditure variances:

An favourable variance of \$323,946 existed as at 30 September 2020 when compared to the year to date budget of \$1,729,547.

Major capital expenditures to 30 September 2020 include:

- Purchase / Replace Plant - Red Hill Landfill Facility - \$246,372;
- Construct and Commission Resource Recovery Park - WWtE Building - \$204,164;
- Purchase Waste Management Land (Deposit) - Red Hill Landfill Facility - \$203,151;
- Purchase Plant and Equipment - Hazelmere Resource Recovery Park - WWtE - \$156,620;
- Construct Site Infrastructure - Hazelmere Resource Recovery Park - \$148,478;
- Construct FOGO Processing Area - Red Hill Landfill Facility - \$140,463;
- Construct Access Road to Lots 8, 9 and 10 - Red Hill Landfill Facility - \$122,858;
- Refurbish Plant - Red Hill Landfill Facility - \$78,158;
- Purchase FOGO Processing Plant - Red Hill Landfill Facility - \$52,639; and
- Construct Community Recycling Centre - HRRP - \$50,714.

The capital expenditure budget spread for 2020/2021 is constantly reviewed to provide a more accurate indication of when capital expenditure projects and purchases have been programmed to be undertaken for reporting and cash flow purposes.



Item 14.2 continued

Statement of Financial Position (refer Attachment 3)

The Statement of Financial Position shows the overall impact of actual balances compared with budget provisions and end of year forecasts for operating and capital works activities.

Total Equity as at 30 September 2020 totals \$186,352,149. This is an increase of \$1,900,269 from the 30 June 2020 equity of \$184,451,880 and represents the net change in assets from operations.

As end of year forecasts are yet to be reviewed, the forecast balances as at 30 September 2020 are as per the budget estimates.

Statement of Cash and Investments (refer Attachment 4)

The level of cash and investments in the Municipal Fund as at 30 September 2020 is \$10,298,699 and Restricted Cash amount to \$76,516,067.

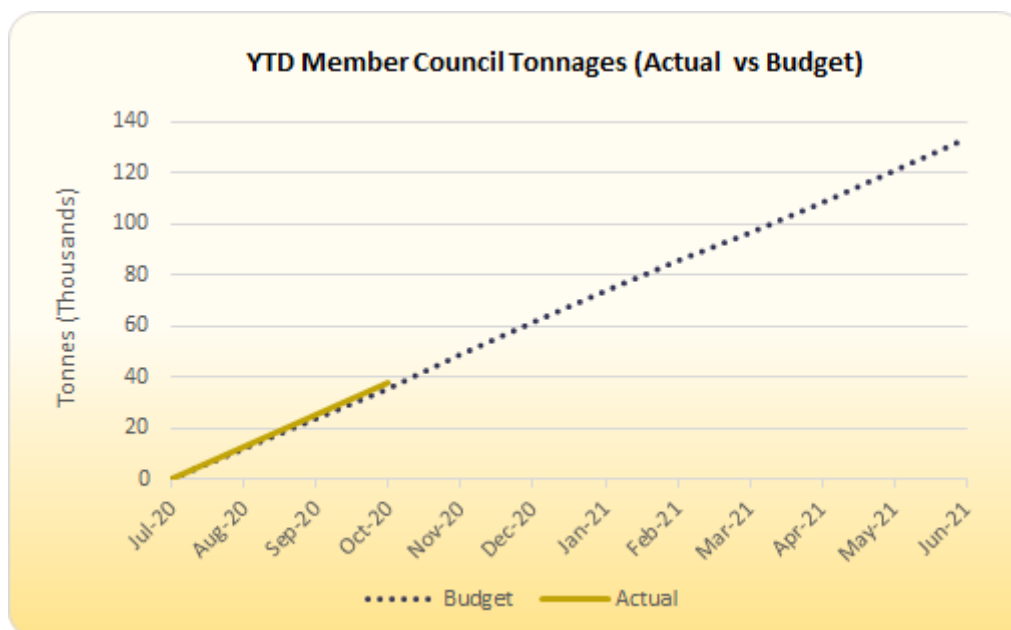
The net movement for the month is an increase of \$1,126,826.

As end of year forecasts are yet to be reviewed, the forecast balances as at 30 September 2020 are as per the budget estimates.

Investment Report (refer Attachment 5)

Term deposits valued at \$3,500,000 matured during September 2020. This amount was reinvested into further term deposits together with additional funds.

Tonnages - Member Councils

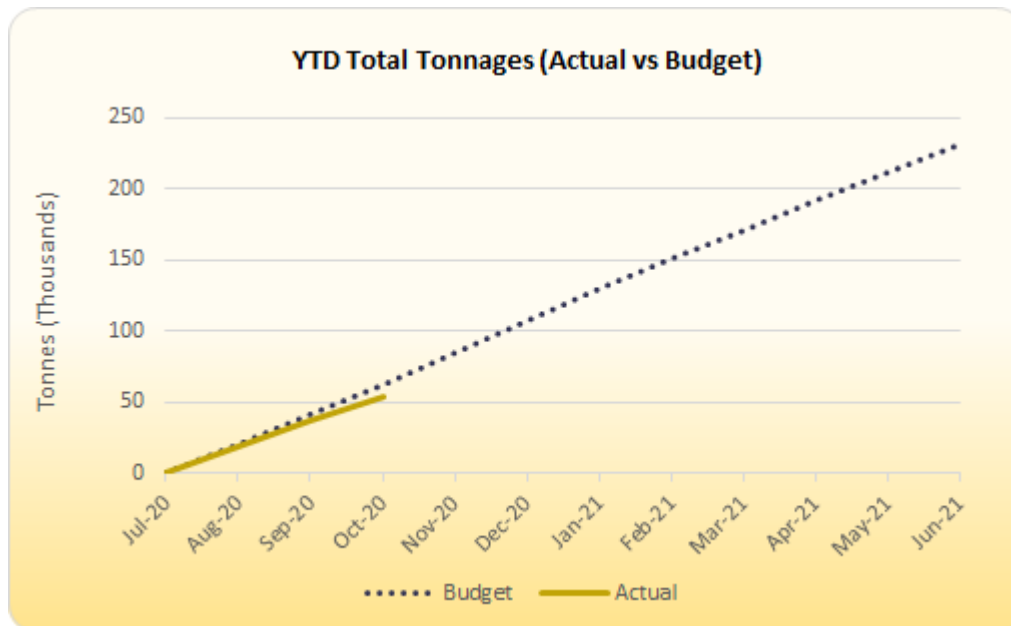


YTD tonnages received from member Councils total 37,479 compared to the budget of 35,536. As at the same period in 2019/2020 tonnages from member Councils totalled 34,939.



Item 14.2 continued

Tonnages - Total Tonnages



YTD total tonnages received from all source total 54,574 compared to the budget of 62,263. As at the same period in 2019/2020 tonnages received from all sources totalled 60,536.

STRATEGIC/POLICY IMPLICATIONS

Key Result Area 3 - Good Governance

- 3.3 To provide responsible and accountable governance and management of the EMRC
- 3.4 To continue to improve financial and asset management practices

FINANCIAL IMPLICATIONS

As outlined within the report and attachments.

SUSTAINABILITY IMPLICATIONS

Nil



Item 14.2 continued

RISK MANAGEMENT

RISK: Non-compliance with Financial Regulations		
Consequence	Likelihood	Rating
Moderate	Unlikely	Moderate
Action / Strategy		
<ul style="list-style-type: none"> The financial report is scrutinised by the EMRC Council to ensure that all statutory requirements are met. Internal Audit reviews to ensure compliance with Financial Regulations. External Audit confirms compliance. 		

MEMBER COUNCIL IMPLICATIONS

Member Council	Implication Details
Town of Bassendean City of Bayswater City of Belmont City of Kalamunda Shire of Mundaring City of Swan	As outlined in the report.

ATTACHMENT(S)

1. Statement of Comprehensive Income by Nature and Type (Ref: D2020/25917)
2. Capital Expenditure Statement (Ref: D2020/25921)
3. Statement of Financial Position (Ref: D2020/25922)
4. Statement of Cash and Investments (Ref: D2020/25923)
5. Investment Report (Ref: D2020/25926)

VOTING REQUIREMENT

Simple Majority



Item 14.2 continued

RECOMMENDATION(S)

That Council receives the Statement of Comprehensive Income, Capital Expenditure Statement, Statement of Financial Position, Statement of Cash and Investments and the Investment Report for the period ended 30 September 2020.

COUNCIL RESOLUTION(S)

MOVED CR

SECONDED CR



STATEMENT OF COMPREHENSIVE INCOME

Nature and Type

Year to Date

SEPTEMBER 2020

Full Year

Year to Date			Full Year		
Actual	Budget	Variance	Forecast	Budget	Variance
Operating Income					
\$7,913,811	\$9,010,480	(\$1,096,669) (U)	User Charges	\$35,838,110	\$35,838,110 \$0 (F)
(\$3,297,248)	(\$3,626,094)	\$328,846 (F)	<i>Less Landfill Levy Charges</i>	(\$14,504,393)	(\$14,504,393) \$0 (F)
\$4,616,563	\$5,384,386	(\$767,823) (U)	Net User Charges	\$21,333,717	\$21,333,717 \$0 (F)
\$125,103	\$121,466	\$3,637 (F)	Special Charges	\$482,683	\$482,683 \$0 (F)
\$1,358,263	\$1,384,829	(\$26,566) (U)	Secondary Waste Charge	\$4,738,691	\$4,738,691 \$0 (F)
\$218,676	\$227,131	(\$8,455) (U)	Contributions	\$423,955	\$423,955 \$0 (F)
\$97,162	\$72,500	\$24,662 (F)	Operating Grants	\$415,000	\$415,000 \$0 (F)
\$35,221	\$42,498	(\$7,277) (U)	Interest Municipal Cash Investments	\$170,000	\$170,000 \$0 (F)
\$223,371	\$232,479	(\$9,108) (U)	Interest Restricted Cash Investments	\$929,975	\$929,975 \$0 (F)
\$265,865	\$245,791	\$20,074 (F)	Reimbursements	\$1,060,390	\$1,060,390 \$0 (F)
\$385,825	\$414,754	(\$28,929) (U)	Other	\$2,440,311	\$2,440,311 \$0 (F)
\$0	\$0	\$0 (F)	Proceeds from Sale of Assets	\$275,000	\$275,000 \$0 (F)
\$7,326,049	\$8,125,834	\$799,785 (U)	Total Operating Income	\$32,269,722	\$32,269,722 \$0 (F)
Operating Expenditure					
\$2,386,967	\$2,740,267	\$353,300 (F)	Salary Expenses	\$10,801,281	\$10,801,281 \$0 (F)
\$977,893	\$1,129,295	\$151,402 (F)	Contract Expenses	\$5,627,716	\$5,627,716 \$0 (F)
\$187,697	\$278,557	\$90,860 (F)	Material Expenses	\$1,555,489	\$1,555,489 \$0 (F)
\$59,046	\$78,206	\$19,160 (F)	Utility Expenses	\$356,911	\$356,911 \$0 (F)
\$120,149	\$161,766	\$41,617 (F)	Fuel Expenses	\$827,183	\$827,183 \$0 (F)
\$87,471	\$76,620	(\$10,851) (U)	Insurance Expenses	\$318,484	\$318,484 \$0 (F)
\$1,036,989	\$1,150,624	\$113,635 (F)	Depreciation Expenses	\$5,537,697	\$5,537,697 \$0 (F)
\$371,769	\$353,916	(\$17,853) (U)	Miscellaneous Expenses	\$1,293,452	\$1,293,452 \$0 (F)
\$199,252	\$225,159	\$25,907 (F)	Provision Expenses	\$900,658	\$900,658 \$0 (F)
(\$1,453)	(\$18,236)	(\$16,783) (U)	Costs Allocated	(\$854,401)	(\$854,401) \$0 (F)
\$0	\$0	\$0 (F)	Carrying Amount of Assets Disposed Of	\$252,738	\$252,738 \$0 (F)
\$5,425,780	\$6,176,174	\$750,394 (F)	Total Operating Expenditure	\$26,617,208	\$26,617,208 \$0 (F)
\$1,900,269	\$1,949,660	(\$49,391) (U)	NET RESULT BEFORE OTHER COMPREHENSIVE INCOME	\$5,652,514	\$5,652,514 \$0 (F)
Surplus	Surplus			Surplus	Surplus
Realised/Unrealised (Gain)/Loss From Change in Fair Value of Investments					
\$0	\$0	\$0 (F)	Unrealised (Gain)/Loss	\$0	\$0 \$0 (F)
\$0	\$0	\$0 (F)	Realised (Gain)/Loss	\$0	\$0 \$0 (F)
\$0	\$0	\$0 (F)	Total (Gain)/Loss from change in Fair Value of Investments	\$0	\$0 \$0 (F)
Other Comprehensive Income					
\$0	\$0	\$0 (F)	Revaluation of Assets/Accumulated Depreciation Reversal	\$0	\$0 \$0 (F)
\$0	\$0	\$0 (F)	Other Comprehensive Income	\$0	\$0 \$0 (F)
\$0	\$0	\$0 (F)	Total Other Comprehensive Income	\$0	\$0 \$0 (F)
\$1,900,269	\$1,949,660	\$49,391 (U)	CHANGE IN NET ASSETS FROM OPERATIONS	\$5,652,514	\$5,652,514 \$0 (F)
Surplus	Surplus			Surplus	Surplus

Notes:

1. User Charges - include member Councils and casual users pertaining to waste, risk management and environmental services fees and charges;
2. Special Charges - Waste Education Levy;
3. Contributions - member Councils' contributions to projects and services;
4. Operating Grants - grant income predominantly from government agencies; and
5. Other Operating Income - includes income from the sale of products;

(F) denotes Favourable variance and (U) denotes Unfavourable variance



CAPITAL EXPENDITURE STATEMENT

SEPTEMBER 2020

Year to Date									Full Year		
Actual	Budget	Variance		On Order	(F) = Favourable variation (U) = Unfavourable variation		Forecast	Budget	Variance		
Business Support											
\$0	\$49,998	\$49,998	(F)	\$40,112		Purchase Vehicles - Ascot Place (24440/00)	\$200,000	\$200,000	\$0	(F)	
\$0	\$15,498	\$15,498	(F)	\$0		Purchase Furniture Fittings & Equipment - Corporate Services (24510/01)	\$62,000	\$62,000	\$0	(F)	
\$0	\$0	\$0	(F)	\$0		Purchase Information Technology & Communication Equipment (24550/00)	\$405,000	\$405,000	\$0	(F)	
\$7,502	\$76,998	\$69,496	(F)	\$0		Capital Improvement Administration Building - Ascot Place (25240/01)	\$308,000	\$308,000	\$0	(F)	
\$0	\$1,248	\$1,248	(F)	\$0		Upgrade Security Equipment - Ascot Place (25530/01)	\$5,000	\$5,000	\$0	(F)	
\$7,502	\$143,742	\$136,240	(F)	\$40,112			\$980,000	\$980,000	\$0	(F)	

CAPITAL EXPENDITURE STATEMENT

SEPTEMBER 2020

Year to Date								Full Year		
Actual	Budget	Variance		On (F) = Favourable variation Order (U) = Unfavourable variation		Forecast	Budget	Variance		
Operations Team										
\$0	\$0	\$0 (F)		\$0	Resource Recovery Park - Noise Control Fencing (24394/06)	\$150,000	\$150,000	\$0 (F)		
\$246,372	\$250,000	\$3,628 (F)		\$0	Purchase / Replace Plant - Red Hill Landfill Facility (24410/00)	\$1,935,000	\$1,935,000	\$0 (F)		
(\$30,958)	\$0	\$30,958 (F)		\$0	Purchase / Replace Plant - Hazelmere (24410/01)	\$595,000	\$595,000	\$0 (F)		
\$0	\$20,000	\$20,000 (F)		\$42,300	Purchase / Replace Minor Plant and Equipment-Red Hill Landfill Facility (24420/00)	\$525,000	\$525,000	\$0 (F)		
\$0	\$0	\$0 (F)		\$0	Purchase / Replace Minor Plant and Equipment - Hazelmere (24420/02)	\$34,000	\$34,000	\$0 (F)		
\$0	\$29,000	\$29,000 (F)		\$891	Purchase / Replace Vehicles - Red Hill Landfill Facility (24430/00)	\$129,000	\$129,000	\$0 (F)		
\$0	\$0	\$0 (F)		\$0	Purchase Fire Fighting System/Equipment - Hazelmere (24520/07)	\$10,000	\$10,000	\$0 (F)		
\$0	\$0	\$0 (F)		\$28,520	Purchase / Replace Security System - Red Hill Waste Management Facility (24530/08)	\$170,000	\$170,000	\$0 (F)		
\$11,356	\$0	(\$11,356) (U)		\$0	Purchase / Replace Other Equipment - Red Hill Landfill Facility (24590/00)	\$80,000	\$80,000	\$0 (F)		
\$78,158	\$0	(\$78,158) (U)		\$0	Refurbish Plant - Red Hill Landfill Facility (25410/00)	\$0	\$0	\$0 (F)		
(\$26,668)	\$0	\$26,668 (F)		\$0	Refurbish Plant - Hazelmere (25410/01)	\$0	\$0	\$0 (F)		
\$278,260	\$299,000	\$20,740 (F)		\$71,711		\$3,628,000	\$3,628,000	\$0 (F)		

CAPITAL EXPENDITURE STATEMENT

SEPTEMBER 2020

Year to Date					Full Year		
Actual	Budget	Variance	On Order	(F) = Favourable variation (U) = Unfavourable variation	Forecast	Budget	Variance
Projects Team							
\$203,151	\$203,000	(\$151) (U)	\$618	Purchase Waste Management Land (24150/02)	\$2,235,000	\$2,235,000	\$0 (F)
\$0	\$0	\$0 (F)	\$0	Construct Waste Management Facility Buildings - Red Hill Landfill Facility (24250/01)	\$200,000	\$200,000	\$0 (F)
\$9,030	\$8,500	(\$530) (U)	\$85,080	Construct Workshop No 3 - Red Hill Landfill Facility (24250/08)	\$800,500	\$800,500	\$0 (F)
\$204,164	\$0	(\$204,164) (U)	\$0	Construct Wood Waste to Energy Building - HRRP (24259/05)	\$181,750	\$181,750	\$0 (F)
\$50,714	\$67,385	\$16,671 (F)	\$0	Construct Community Recycling Centre (CRC) - HRRP (24259/06)	\$100,000	\$100,000	\$0 (F)
\$5,253	\$0	(\$5,253) (U)	\$129,715	Construct Commercial Transfer Station - HRRP (24259/10)	\$100,000	\$100,000	\$0 (F)
\$13,545	\$0	(\$13,545) (U)	\$0	Construct Site Workshop - HRRP (24259/13)	\$0	\$0	\$0 (F)
\$0	\$0	\$0 (F)	\$0	Upgrade Power Supply to Workshop No 2 - Red Hill Landfill Facility (24259/15)	\$250,000	\$250,000	\$0 (F)
\$4,920	\$0	(\$4,920) (U)	\$0	Construct Class III Cell Stage 14 - Red Hill Landfill Facility (24310/12)	\$0	\$0	\$0 (F)
\$5,520	\$9,000	\$3,480 (F)	\$2,285,470	Construct Class III Cell Stage 16 - Red Hill Landfill Facility (24310/19)	\$3,746,002	\$3,746,002	\$0 (F)
\$0	\$0	\$0 (F)	\$0	Construct Class III Cell Stage 17 - Red Hill Landfill Facility (24310/21)	\$250,000	\$250,000	\$0 (F)
\$0	\$0	\$0 (F)	\$89,466	Construct Leachate and Stormwaste Infrastructure and Siltation Ponds - Red Hill Landfill Facility (24350/01)	\$400,000	\$400,000	\$0 (F)
\$0	\$0	\$0 (F)	\$0	Construct Roads / Carports - Red Hill Landfill Facility (24370/00)	\$124,401	\$124,401	\$0 (F)

CAPITAL EXPENDITURE STATEMENT

SEPTEMBER 2020

Year to Date					Full Year		
Actual	Budget	Variance	On Order	(F) = Favourable variation (U) = Unfavourable variation	Forecast	Budget	Variance
Projects Team							
\$122,858	\$50,000	(\$72,858) (U)	\$0	Construct Access Road to Lots 8 9 10 - Red Hill Landfill Facility (24370/02)	\$50,000	\$50,000	\$0 (F)
\$0	\$0	\$0 (F)	\$0	Construct Drainage Diversion and Earthworks Infrastructures - Red Hill Landfill Facility (24380/00)	\$250,000	\$250,000	\$0 (F)
\$0	\$0	\$0 (F)	\$0	Construct Litter Fence - Redhill Landfill Facility (24394/05)	\$50,000	\$50,000	\$0 (F)
\$0	\$0	\$0 (F)	\$0	Construct Hardstand and Road - Hazelmere (24395/01)	\$55,000	\$55,000	\$0 (F)
\$140,463	\$0	(\$140,463) (U)	\$5,612	Construct FOGO Processing Area - Red Hill Landfill Facility (24395/05)	\$0	\$0	\$0 (F)
\$0	\$0	\$0 (F)	\$0	Undertake FOGO Reference Site Tours (24395/06)	\$62,500	\$62,500	\$0 (F)
\$0	\$0	\$0 (F)	\$0	Construct Monitoring Bores - Red Hill Landfill Facility (24396/00)	\$20,000	\$20,000	\$0 (F)
\$148,478	\$191,920	\$43,443 (F)	\$38,094	Construct Site Infrastructure - HRRP (24399/01)	\$300,000	\$300,000	\$0 (F)
\$0	\$0	\$0 (F)	\$0	Construct Reuse Store Infrastructure (Car Park) - HRRP (24399/07)	\$250,000	\$250,000	\$0 (F)
\$0	\$0	\$0 (F)	\$0	Air Supply lines - Waste Management Structures - Red Hill Landfill Facility (24399/10)	\$75,000	\$75,000	\$0 (F)
\$1,976	\$115,000	\$113,025 (F)	\$750	Wood Waste to Energy Utilities/Infrastructure - HRRP (24399/11)	\$515,000	\$515,000	\$0 (F)
\$0	\$0	\$0 (F)	\$0	Liquid Waste Project - Red Hill Landfill Facility (24399/16)	\$1,650,000	\$1,650,000	\$0 (F)
\$510	\$201,000	\$200,490 (F)	\$508,629	Develop Lots 8 9 & 10 For Future Waste Activities - Red Hill Landfill Facility (24399/19)	\$1,787,961	\$1,787,961	\$0 (F)
\$156,620	\$395,000	\$238,380 (F)	\$272,314	Purchase Wood Waste to Energy Plant & Equipment - HRRP (24410/03)	\$855,000	\$855,000	\$0 (F)

CAPITAL EXPENDITURE STATEMENT

SEPTEMBER 2020

Year to Date					Full Year		
Actual	Budget	Variance	On Order	(F) = Favourable variation (U) = Unfavourable variation	Forecast	Budget	Variance
Projects Team							
\$52,639	\$46,000	(\$6,639) (U)	\$1,500	Purchase FOGO Processing Plant - Red Hill Landfill Facility (24410/10)	\$150,000	\$150,000	\$0 (F)
\$0	\$0	\$0 (F)	\$0	Liquid Waste Project Plant - Red Hill Landfill Facility (24410/11)	\$550,000	\$550,000	\$0 (F)
\$1,119,839	\$1,286,805	\$166,966 (F)	\$3,417,246		\$15,008,114	\$15,008,114	\$0 (F)
\$1,405,601	\$1,729,547	\$323,946 (F)	\$3,529,069	TOTAL CAPITAL EXPENDITURE	\$19,616,114	\$19,616,114	\$0 (F)

SEPTEMBER 2020

35

CASH AND INVESTMENTS SEPTEMBER 2020

Actual June 2020	Actual Year to Date	(F) = Favourable variation (U) = Unfavourable variation	Full Year		
			Forecast	Budget	Variance
Municipal Cash and Investments					
1,098,174	5,532,087	Cash at Bank - Municipal Fund 01001/00	1,105,580	1,105,580	0 (F)
3,950	3,950	Cash on Hand 01019/00 - 02	3,450	3,450	0 (F)
9,031,911	4,762,662	Investments - Municipal Fund 02021/00	2,988,240	2,988,240	0 (F)
10,134,035	10,298,699	Total Municipal Cash	4,097,270	4,097,270	0 (F)
Restricted Cash and Investments					
141,856	142,358	Restricted Investments - Plant and Equipment 02022/01	267,120	267,120	0 (F)
4,986,647	5,004,320	Restricted Investments - Post Closure Site Rehabilitation Red Hill 02022/02	3,525,256	3,525,256	0 (F)
18,263,389	18,328,119	Restricted Investments - Future Development 02022/03	15,072,575	15,072,575	0 (F)
2,350,987	2,359,320	Restricted Investments - Environmental Monitoring Red Hill 02022/04	1,545,172	1,545,172	0 (F)
46,892	47,058	Restricted Investments - Environmental Insurance Red Hill 02022/05	57,268	57,268	0 (F)
15,631	15,686	Restricted Investments - Risk Management 02022/06	15,699	15,699	0 (F)
649,866	652,170	Restricted Investments - Class IV Cells Red Hill 02022/07	710,295	710,295	0 (F)
321,607	322,747	Restricted Investments - Regional Development 02022/08	322,511	322,511	0 (F)
45,240,494	45,400,838	Restricted Investments - Secondary Waste Processing 02022/09	44,803,335	44,803,335	0 (F)
2,873,244	2,883,428	Restricted Investments - Class III Cells 02022/10	482,686	482,686	0 (F)
78,920	79,199	Restricted Investments - Building Refurbishment (Ascot Place) 02022/11	79,259	79,259	0 (F)
324,608	278,729	Restricted Investments - Accrued Interest 02022/19	189,362	189,362	0 (F)
0	0	Restricted Investments - Unrealised Loss/Gain on Investments 02022/20	0	0	0 (F)
998,556	1,002,095	Restricted Investments - Long Service Leave 02022/90	1,024,683	1,024,683	0 (F)
76,292,697	76,516,067	Total Restricted Cash	68,095,221	68,095,221	0 (F)
86,426,732	86,814,766	TOTAL CASH AND INVESTMENTS	72,192,491	72,192,491	0 (F)

The Cash at Bank - Municipal Fund represents the balance on the last day of the relevant month. Any portion of the balance available for investment is transferred into the Investment - Municipal Fund account in the following period. Funds held in the Cash at Bank - Municipal Fund continue to accrue interest as per the Westpac commercial rates.

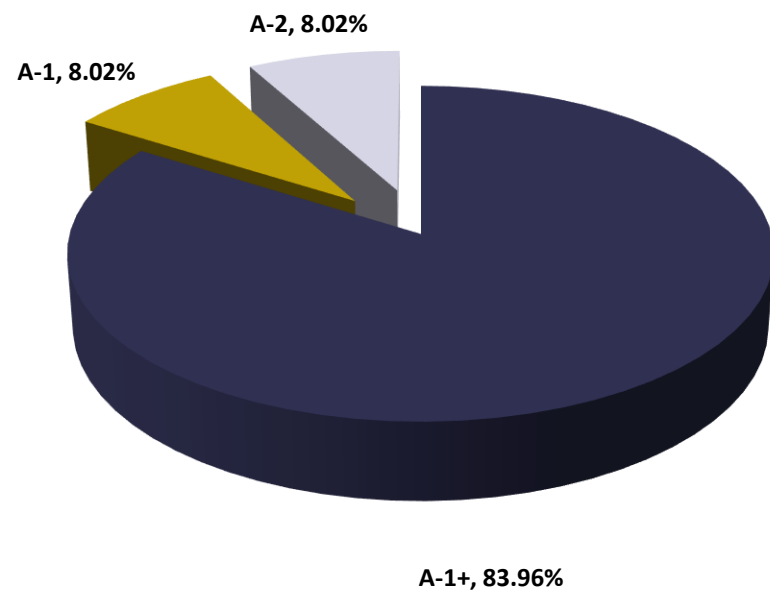
EMRC Investment Report

September 2020

I. Overall Portfolio Limits

S&P Long Term Rating	S&P Short Term Rating	% Portfolio	Investment Maximum %
AAA	A-1+	83.96%	100.00%
AA	A-1	8.02%	100.00%
BBB	A-2	8.02%	15.00%
		100.00%	

Investment by S&P Rating



II. Single Entity Exposure

	S&P Long Term Rating	S&P Short Term Rating	% Portfolio	
AMP	BBB	A-2	4.32%	
ANZ Banking Group	AAA	A-1+	24.70%	
ME Bank	BBB	A-2	0.00%	*
NAB	AAA	A-1+	37.66%	
Rural Bank	BBB	A-2	0.00%	*
Westpac / St. George Bank	AAA	A-1+	21.60%	
Suncorp	AA	A-1	3.70%	*
Bank of Queensland	BBB	A-2	3.70%	
Macquarie Bank	AA	A-1	4.32%	
			100.00%	

* Non-Fossil Fuel ADI (Authorised Deposit Taking Institution)

III. Term to Maturity Framework

Investment Policy Guidelines			
Maturity Profile	% Portfolio	% Min	% Max
Less Than 1 Year	100.00%	40%	100%
Greater than 1 year & less than or equal to 3 years	0.00%	0%	60%
		100.00%	

IV. Fossil Fuel Divestment

	% Portfolio
Non-Fossil Fuel ADI's	3.70%
Fossil Fuel ADI's	96.30%
	100.00%

NB: This report is consistent with the reporting requirements of the Policy 3.3 - Management of Investments Policy



14.3 FINANCIAL REPORT FOR PERIOD ENDED 31 OCTOBER 2020

REFERENCE: D2020/25930

PURPOSE OF REPORT

The purpose of this report is to provide Council with an overview of the EMRC's financial performance for the period ended 31 October 2020.

KEY POINTS AND RECOMMENDATION(S)

- Significant year to date budget variances greater than 10% or \$20,000, whichever is the greater, within each nature and type category on the Statement of Financial Activity as at 31 October 2020 have been identified and are reported on in the body of the report.

Recommendation(s)

That Council receives the Statement of Comprehensive Income, Capital Expenditure Statement, Statement of Financial Position, Statement of Cash and Investments and the Investment Report for the period ended 31 October 2020.

SOURCE OF REPORT

Chief Financial Officer

BACKGROUND

It is a requirement of the *Local Government (Financial Management) Regulations 1996* (r.34) that a Local Government is to prepare and present to Council financial reports in such a form as the Local Government considers to be appropriate.

Submitted to each meeting of Council is a financial report and summaries which provide an overview of year to date budget performance for operating activities and capital works. Variances greater than 10% or \$20,000, whichever is the greater, within each nature and type category on the Statement of Comprehensive Income are reported on in the body of the report. Also included are end of year forecasts by nature and type for operating activities and end of year forecasts for each capital works project. These forecasts are reviewed regularly in order to provide an accurate forecast of the end of year result.

REPORT

Outlined below are financial statements for the period ended 31 October 2020. Where possible the year to date monthly budget allocations will be reviewed in order to match the appropriate timing for the various projects budgeted to be undertaken. This will provide a better comparison between the year to date actual and year to date budget figures.

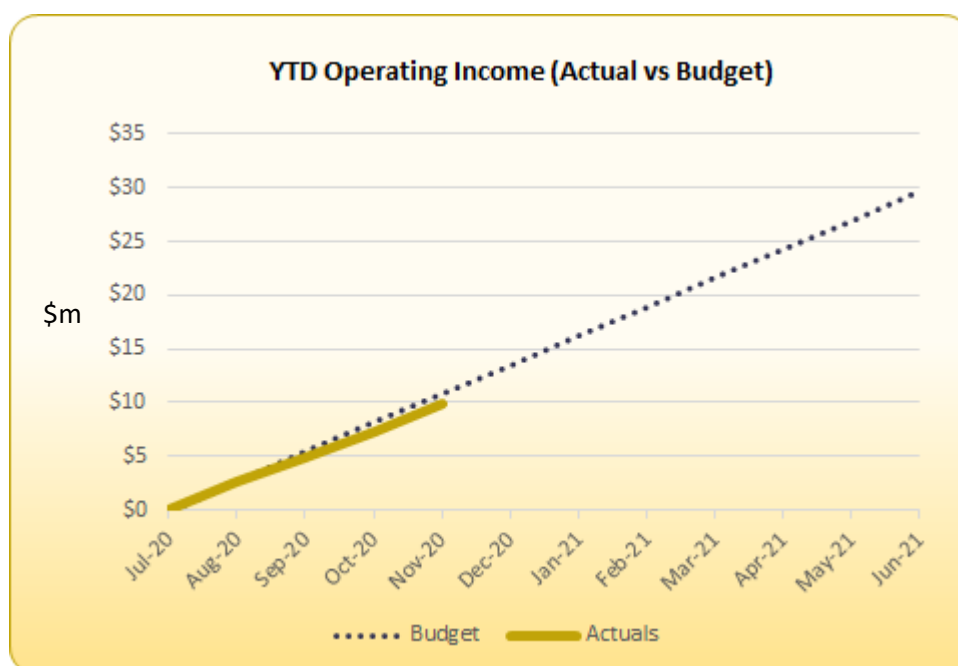


Item 14.3 continued

Statement of Comprehensive Income - Nature and Type (refer Attachment 1)

The net operating result as at 31 October 2020 is an unfavourable variance of \$364,195 (14.17%) against budget. The following information is provided on key aspects of Council's year to date financial performance:

<u>Operating Income</u>	<i>Actuals for the Year</i>	An unfavourable variance of \$1,073,861 (9.87%).
	<i>End of Year Forecast</i>	As per budget - not yet due to be reviewed.



Operating Income variances previously reported to Council:

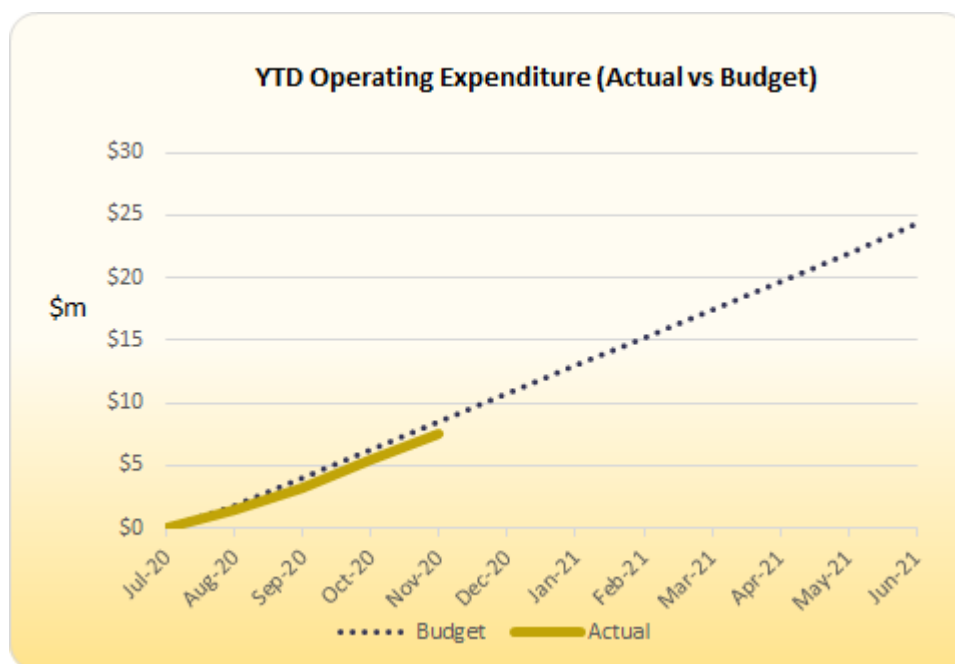
1. Year to date Net User Charges is \$1,038,996 (14.41%) below the budget of \$7,211,560. The variance is due to the lower than budgeted Commercial tonnages received as at 31 October 2020.
2. Year to date Operating Grants is \$24,662 (34.02%) above the budget of \$72,500. The variance is due to the carried forward of unspent grant funds totalling \$81,406 from the 2019/2020 financial year relating to various projects.

There were no further significant Operating Income variances as at 31 October 2020.



Item 14.3 continued

<u>Operating Expenditure</u>	Actuals for the Year	A favourable variance of \$709,666 (8.54%).
	End of Year Forecast	As per budget - not yet due to be reviewed.



Operating Expenditure variances previously reported to Council:

1. Year to date Material Expenses of \$264,998 is \$128,078 (32.58%) below the budget of \$393,076 due to the timing of various projects from different business units. Areas where the expenditures are lower than budget for various directorates/business units include: CEO's Team/Business Support/Miscellaneous (\$53,539), Operations (\$57,057) and Projects (\$20,760).

This is offset by Material Expenses in the Sustainability Directorate which is \$3,280 higher than budget.

2. Year to date Fuel Expenses of \$166,580 is below the budget by \$64,108 (25.73%). The variance is attributable to the lower purchase price of distillate compared to budget together with the lower level of commercial tonnages received to date compared to budget.
3. Year to date Provision Expenses of \$267,803 is below the budget by \$32,409 (10.80%). The variance is attributable to the level of commercial tonnages received to date compared to budget

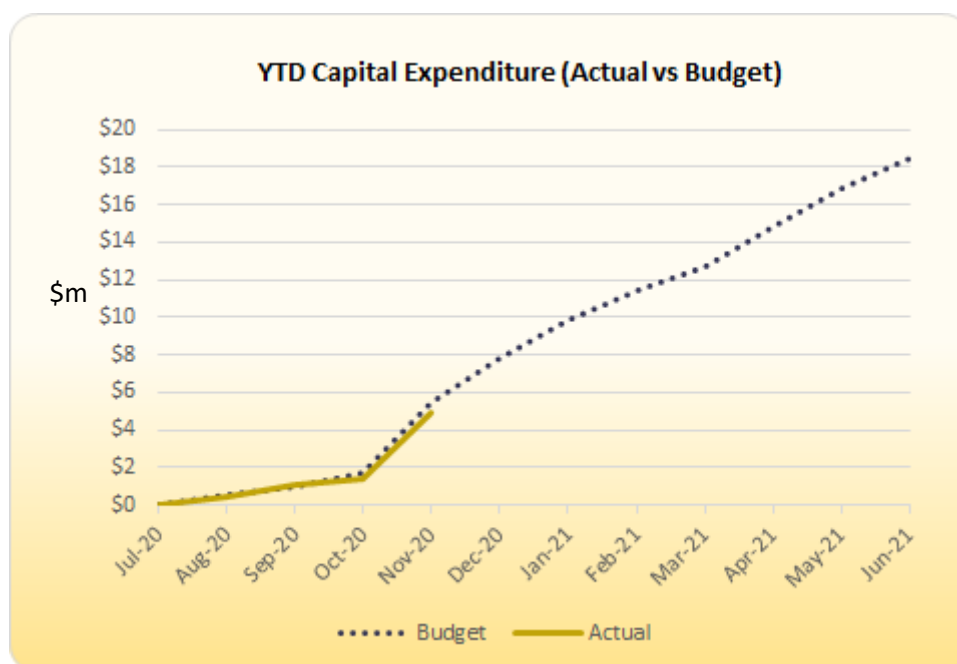
There were no further significant Operating Expenditure variances as at 31 October 2020.



Item 14.3 continued

Capital Expenditure Statement (refer Attachment 2)

<u>Capital Expenditure</u>	<i>Actuals for the Year</i>	A favourable variance of \$371,196.
	<i>End of Year Forecast</i>	As per budget - not yet due to be reviewed.



Capital Expenditure variances:

A favourable variance of \$371,196 existed as at 31 October 2020 when compared to the year to date budget of \$5,255,396.

Major capital expenditures to 31 October 2020 include:

- Purchase Waste Management Land - Red Hill Landfill Facility - \$2,014,453;
- Develop Lots 8, 9 & 10 For Future Waste Activities - Red Hill Landfill Facility - \$861,030;
- Refurbish Plant - Hazelmere - \$404,984;
- Purchase Plant and Equipment - Hazelmere Resource Recovery Park - WWtE - \$271,636;
- Construct and Commission Resource Recovery Park - WWtE Building - \$255,730;
- Purchase / Replace Plant - Red Hill Landfill Facility - \$246,372;
- Construct Site Infrastructure - Hazelmere Resource Recovery Park - \$201,677;
- Construct FOGO Processing Area - Red Hill Landfill Facility - \$193,035;
- Construct Access Road to Lots 8, 9 and 10 - Red Hill Landfill Facility - \$122,858;
- Refurbish Plant - Red Hill Landfill Facility - \$78,158;
- Construct Site Workshop - HRRP - \$59,022.
- Construct Community Recycling Centre - HRRP - \$57,210; and
- Purchase FOGO Processing Plant - Red Hill Landfill Facility - \$53,617.

The capital expenditure budget spread for 2020/2021 is constantly reviewed to provide a more accurate indication of when capital expenditure projects and purchases have been programmed to be undertaken for reporting and cash flow purposes.



Item 14.3 continued

Statement of Financial Position (refer Attachment 3)

The Statement of Financial Position shows the overall impact of actual balances compared with budget provisions and end of year forecasts for operating and capital works activities.

Total Equity as at 31 October 2020 totals \$186,658,460. This is an increase of \$2,206,580 from the 30 June 2020 equity of \$184,451,880 and represents the net change in assets from operations.

As end of year forecasts are yet to be reviewed, the forecast balances as at 31 October 2020 are as per the budget estimates.

Statement of Cash and Investments (refer Attachment 4)

The level of cash and investments in the Municipal Fund as at 31 October 2020 is \$5,868,258 and Restricted Cash amount to \$76,584,947.

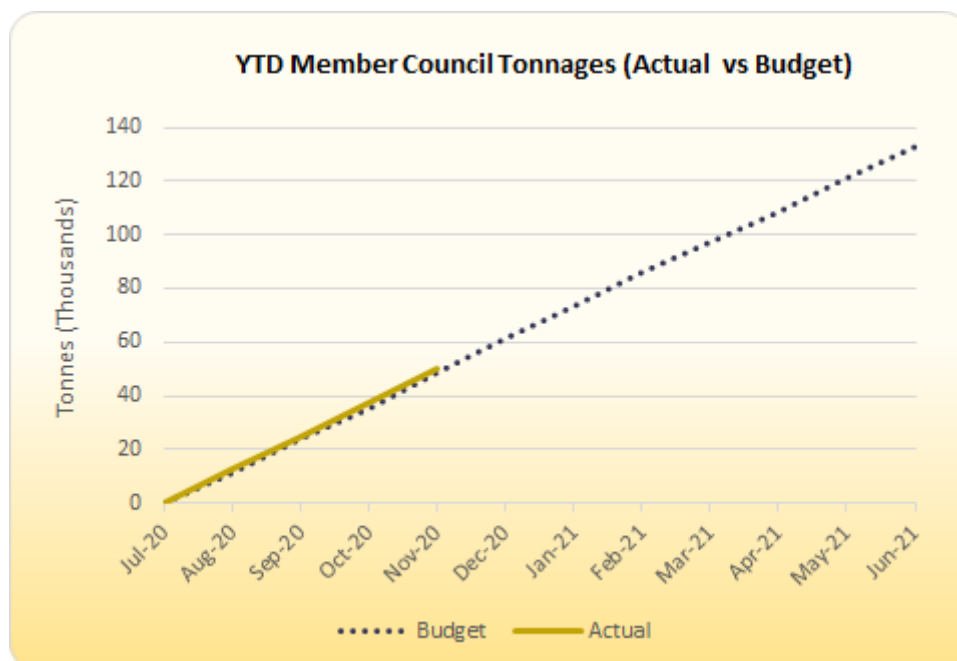
The net movement for the month is a decrease of \$4,361,541.

As end of year forecasts are yet to be reviewed, the forecast balances as at 31 October 2020 are as per the budget estimates.

Investment Report (refer Attachment 5)

Term deposits valued at \$6,000,000 matured during October 2020. Of this amount \$2,500,000 was reinvested into further term deposits.

Tonnages - Member Councils

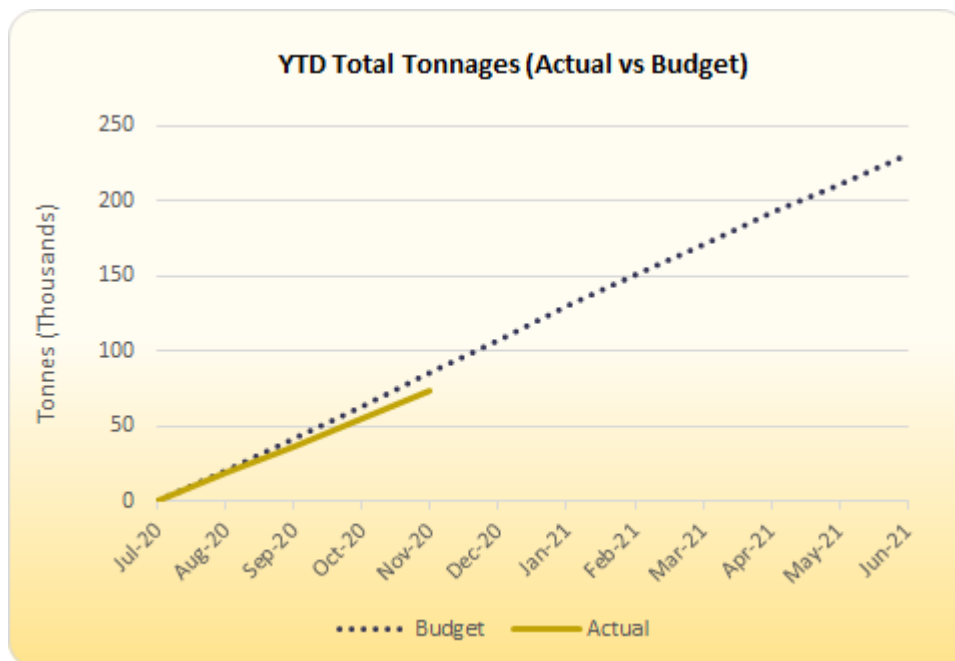


YTD tonnages received from member Councils total 49,891 compared to the budget of 48,674. As at the same period in 2019/2020 tonnages from member Councils totalled 47,569.



Item 14.3 continued

Tonnages - Total Tonnages



YTD total tonnages received from all source total 73,104 compared to the budget of 85,348. As at the same period in 2019/2020 tonnages received from all sources totalled 87,987.

STRATEGIC/POLICY IMPLICATIONS

Key Result Area 3 - Good Governance

- 3.3 To provide responsible and accountable governance and management of the EMRC
- 3.4 To continue to improve financial and asset management practices

FINANCIAL IMPLICATIONS

As outlined within the report and attachments.

SUSTAINABILITY IMPLICATIONS

Nil



Item 14.3 continued

RISK MANAGEMENT

RISK: Non-compliance with Financial Regulations		
Consequence	Likelihood	Rating
Moderate	Unlikely	Moderate
Action / Strategy		
<ul style="list-style-type: none"> The financial report is scrutinised by the EMRC Council to ensure that all statutory requirements are met. Internal Audit reviews to ensure compliance with Financial Regulations. External Audit confirms compliance. 		

MEMBER COUNCIL IMPLICATIONS

Member Council	Implication Details
Town of Bassendean City of Bayswater City of Belmont City of Kalamunda Shire of Mundaring City of Swan	As outlined in the report.

ATTACHMENT(S)

1. Statement of Comprehensive Income by Nature and Type (Ref: D2020/25932)
2. Capital Expenditure Statement (Ref: D2020/25933)
3. Statement of Financial Position (Ref: D2020/25934)
4. Statement of Cash and Investments (Ref: D2020/25935)
5. Investment Report (Ref: D2020/25936)

VOTING REQUIREMENT

Simple Majority



Item 14.3 continued

RECOMMENDATION(S)

That Council receives the Statement of Comprehensive Income, Capital Expenditure Statement, Statement of Financial Position, Statement of Cash and Investments and the Investment Report for the period ended 31 October 2020.

COUNCIL RESOLUTION(S)

MOVED CR

SECONDED CR



STATEMENT OF COMPREHENSIVE INCOME

Nature and Type

Year to Date				OCTOBER 2020		Full Year		
Actual	Budget	Variance				Forecast	Budget	Variance
Operating Income								
\$10,649,839	\$12,046,352	(\$1,396,513)	(U)	User Charges		\$35,838,110	\$35,838,110	\$0 (F)
(\$4,477,275)	(\$4,834,792)	\$357,517	(F)	<u>Less</u> Landfill Levy Charges		(\$14,504,393)	(\$14,504,393)	\$0 (F)
\$6,172,564	\$7,211,560	(\$1,038,996)	(U)	Net User Charges		\$21,333,717	\$21,333,717	\$0 (F)
\$167,295	\$162,892	\$4,403	(F)	Special Charges		\$482,683	\$482,683	\$0 (F)
\$1,816,343	\$1,855,782	(\$39,439)	(U)	Secondary Waste Charge		\$4,738,691	\$4,738,691	\$0 (F)
\$235,896	\$240,893	(\$4,997)	(U)	Contributions		\$423,955	\$423,955	\$0 (F)
\$97,162	\$72,500	\$24,662	(F)	Operating Grants		\$415,000	\$415,000	\$0 (F)
\$43,754	\$56,664	(\$12,910)	(U)	Interest Municipal Cash Investments		\$170,000	\$170,000	\$0 (F)
\$292,269	\$309,972	(\$17,703)	(U)	Interest Restricted Cash Investments		\$929,975	\$929,975	\$0 (F)
\$370,102	\$341,297	\$28,805	(F)	Reimbursements		\$1,060,390	\$1,060,390	\$0 (F)
\$533,714	\$565,127	(\$31,413)	(U)	Other		\$2,440,311	\$2,440,311	\$0 (F)
\$77,727	\$64,000	\$13,727	(F)	Proceeds from Sale of Assets		\$275,000	\$275,000	\$0 (F)
\$9,806,826	\$10,880,687	\$1,073,861	(U)	Total Operating Income		\$32,269,722	\$32,269,722	\$0 (F)
Operating Expenditure								
\$3,315,342	\$3,559,781	\$244,439	(F)	Salary Expenses		\$10,801,281	\$10,801,281	\$0 (F)
\$1,496,350	\$1,645,618	\$149,268	(F)	Contract Expenses		\$5,627,716	\$5,627,716	\$0 (F)
\$264,998	\$393,076	\$128,078	(F)	Material Expenses		\$1,555,489	\$1,555,489	\$0 (F)
\$87,411	\$105,608	\$18,197	(F)	Utility Expenses		\$356,911	\$356,911	\$0 (F)
\$166,580	\$230,688	\$64,108	(F)	Fuel Expenses		\$827,183	\$827,183	\$0 (F)
\$113,967	\$102,160	(\$11,807)	(U)	Insurance Expenses		\$318,484	\$318,484	\$0 (F)
\$1,403,100	\$1,494,492	\$91,392	(F)	Depreciation Expenses		\$5,537,697	\$5,537,697	\$0 (F)
\$431,275	\$416,539	(\$14,736)	(U)	Miscellaneous Expenses		\$1,293,452	\$1,293,452	\$0 (F)
\$267,803	\$300,212	\$32,409	(F)	Provision Expenses		\$900,658	\$900,658	\$0 (F)
\$0	\$0	\$0	(F)	Costs Allocated		(\$854,401)	(\$854,401)	\$0 (F)
\$53,420	\$61,738	\$8,318	(F)	Carrying Amount of Assets Disposed Of		\$252,738	\$252,738	\$0 (F)
\$7,600,246	\$8,309,912	\$709,666	(F)	Total Operating Expenditure		\$26,617,208	\$26,617,208	\$0 (F)
\$2,206,580	\$2,570,775	(\$364,195)	(U)	NET RESULT BEFORE OTHER COMPREHENSIVE INCOME		\$5,652,514	\$5,652,514	\$0 (F)
Surplus	Surplus					Surplus	Surplus	
Realised/Unrealised (Gain)/Loss From Change in Fair Value of Investments								
\$0	\$0	\$0	(F)	Unrealised (Gain)/Loss		\$0	\$0	\$0 (F)
\$0	\$0	\$0	(F)	Realised (Gain)/Loss		\$0	\$0	\$0 (F)
\$0	\$0	\$0	(F)	Total (Gain)/Loss from change in Fair Value of Investments		\$0	\$0	\$0 (F)
Other Comprehensive Income								
\$0	\$0	\$0	(F)	Revaluation of Assets/Accumulated Depreciation Reversal		\$0	\$0	\$0 (F)
\$0	\$0	\$0	(F)	Other Comprehensive Income		\$0	\$0	\$0 (F)
\$0	\$0	\$0	(F)	Total Other Comprehensive Income		\$0	\$0	\$0 (F)
\$2,206,580	\$2,570,775	\$364,195	(U)	CHANGE IN NET ASSETS FROM OPERATIONS		\$5,652,514	\$5,652,514	\$0 (F)
Surplus	Surplus					Surplus	Surplus	

Notes:

1. User Charges - include member Councils and casual users pertaining to waste, risk management and environmental services fees and charges;
2. Special Charges - Waste Education Levy;
3. Contributions - member Councils' contributions to projects and services;
4. Operating Grants - grant income predominantly from government agencies; and
5. Other Operating Income - includes income from the sale of products;

(F) denotes Favourable variance and (U) denotes Unfavourable variance



CAPITAL EXPENDITURE STATEMENT

OCTOBER 2020

Year to Date						Full Year		
Actual	Budget	Variance		On (F) = Favourable variation Order (U) = Unfavourable variation		Forecast	Budget	Variance
Business Support								
\$0	\$66,664	\$66,664 (F)	\$40,112	Purchase Vehicles - Ascot Place (24440/00)	\$200,000	\$200,000	\$0	(F)
\$0	\$20,664	\$20,664 (F)	\$0	Purchase Furniture Fittings & Equipment - Corporate Services (24510/01)	\$62,000	\$62,000	\$0	(F)
\$0	\$0	\$0 (F)	\$0	Purchase Information Technology & Communication Equipment (24550/00)	\$405,000	\$405,000	\$0	(F)
\$8,702	\$102,664	\$93,962 (F)	\$0	Capital Improvement Administration Building - Ascot Place (25240/01)	\$308,000	\$308,000	\$0	(F)
\$0	\$1,664	\$1,664 (F)	\$0	Upgrade Security Equipment - Ascot Place (25530/01)	\$5,000	\$5,000	\$0	(F)
\$8,702	\$191,656	\$182,954 (F)	\$40,112		\$980,000	\$980,000	\$0	(F)

CAPITAL EXPENDITURE STATEMENT

OCTOBER 2020

Year to Date								Full Year		
Actual	Budget	Variance		On Order	(F) = Favourable variation (U) = Unfavourable variation	Forecast	Budget	Variance		
Operations Team										
\$0	\$0	\$0 (F)		\$0	Resource Recovery Park - Noise Control Fencing (24394/06)	\$150,000	\$150,000	\$0 (F)		
\$246,372	\$250,000	\$3,628 (F)		\$0	Purchase / Replace Plant - Red Hill Landfill Facility (24410/00)	\$1,935,000	\$1,935,000	\$0 (F)		
(\$30,958)	\$295,000	\$325,958 (F)		\$0	Purchase / Replace Plant - Hazelmere (24410/01)	\$595,000	\$595,000	\$0 (F)		
\$10,360	\$70,000	\$59,640 (F)		\$42,300	Purchase / Replace Minor Plant and Equipment-Red Hill Landfill Facility (24420/00)	\$525,000	\$525,000	\$0 (F)		
\$0	\$0	\$0 (F)		\$0	Purchase / Replace Minor Plant and Equipment - Hazelmere (24420/02)	\$34,000	\$34,000	\$0 (F)		
\$0	\$29,000	\$29,000 (F)		\$891	Purchase / Replace Vehicles - Red Hill Landfill Facility (24430/00)	\$129,000	\$129,000	\$0 (F)		
\$5,315	\$0	(\$5,315) (U)		\$0	Purchase / Replace Office Equipment - Red Hill Landfill Facility (24510/08)	\$0	\$0	\$0 (F)		
\$0	\$0	\$0 (F)		\$0	Purchase Fire Fighting System/Equipment - Hazelmere (24520/07)	\$10,000	\$10,000	\$0 (F)		
\$0	\$0	\$0 (F)		\$28,520	Purchase / Replace Security System - Red Hill Waste Management Facility (24530/08)	\$170,000	\$170,000	\$0 (F)		
\$11,356	\$10,000	(\$1,356) (U)		\$0	Purchase / Replace Other Equipment - Red Hill Landfill Facility (24590/00)	\$80,000	\$80,000	\$0 (F)		
\$78,158	\$0	(\$78,158) (U)		\$0	Refurbish Plant - Red Hill Landfill Facility (25410/00)	\$0	\$0	\$0 (F)		
\$404,984	\$0	(\$404,984) (U)		\$0	Refurbish Plant - Hazelmere (25410/01)	\$0	\$0	\$0 (F)		
\$725,587	\$654,000	(\$71,587) (U)		\$71,711		\$3,628,000	\$3,628,000	\$0 (F)		

CAPITAL EXPENDITURE STATEMENT

OCTOBER 2020

Year to Date				On (F) = Favourable variation Order (U) = Unfavourable variation		Full Year			
Actual	Budget	Variance	Forecast			Budget	Variance		
Projects Team									
\$2,014,453	\$2,235,000	\$220,547	(F)	\$618	Purchase Waste Management Land (24150/02)	\$2,235,000	\$2,235,000	\$0	(F)
\$0	\$0	\$0	(F)	\$0	Construct Waste Management Facility Buildings - Red Hill Landfill Facility (24250/01)	\$200,000	\$200,000	\$0	(F)
\$21,656	\$8,500	(\$13,156)	(U)	\$85,080	Construct Workshop No 3 - Red Hill Landfill Facility (24250/08)	\$800,500	\$800,500	\$0	(F)
\$255,730	\$0	(\$255,730)	(U)	\$0	Construct Wood Waste to Energy Building - HRRP (24259/05)	\$181,750	\$181,750	\$0	(F)
\$57,210	\$100,000	\$42,790	(F)	\$0	Construct Community Recycling Centre (CRC) - HRRP (24259/06)	\$100,000	\$100,000	\$0	(F)
\$5,253	\$0	(\$5,253)	(U)	\$129,715	Construct Commercial Transfer Station - HRRP (24259/10)	\$100,000	\$100,000	\$0	(F)
\$59,022	\$0	(\$59,022)	(U)	\$0	Construct Site Workshop - HRRP (24259/13)	\$0	\$0	\$0	(F)
\$0	\$0	\$0	(F)	\$0	Upgrade Power Supply to Workshop No 2 - Red Hill Landfill Facility (24259/15)	\$250,000	\$250,000	\$0	(F)
\$3,240	\$0	(\$3,240)	(U)	\$0	Construct Class III Cell Stage 14 - Red Hill Landfill Facility (24310/12)	\$0	\$0	\$0	(F)
\$5,520	\$9,000	\$3,480	(F)	\$2,285,470	Construct Class III Cell Stage 16 - Red Hill Landfill Facility (24310/19)	\$3,746,002	\$3,746,002	\$0	(F)
\$0	\$0	\$0	(F)	\$0	Construct Class III Cell Stage 17 - Red Hill Landfill Facility (24310/21)	\$250,000	\$250,000	\$0	(F)
\$0	\$50,000	\$50,000	(F)	\$89,466	Construct Leachate and Stormwaste Infrastructure and Siltation Ponds - Red Hill Landfill Facility (24350/01)	\$400,000	\$400,000	\$0	(F)
\$0	\$0	\$0	(F)	\$0	Construct Roads / Carparks - Red Hill Landfill Facility (24370/00)	\$124,401	\$124,401	\$0	(F)

CAPITAL EXPENDITURE STATEMENT

OCTOBER 2020

Year to Date								Full Year		
Actual	Budget	Variance		On (F) = Favourable variation Order (U) = Unfavourable variation		Forecast	Budget	Variance		
Projects Team										
\$122,858	\$50,000	(\$72,858) (U)	\$0	Construct Access Road to Lots 8 9 10 - Red Hill Landfill Facility (24370/02)	\$50,000	\$50,000	\$0	(F)		
\$0	\$25,000	\$25,000 (F)	\$0	Construct Drainage Diversion and Earthworks Infrastructures - Red Hill Landfill Facility (24380/00)	\$250,000	\$250,000	\$0	(F)		
\$0	\$0	\$0 (F)	\$0	Construct Litter Fence - Redhill Landfill Facility (24394/05)	\$50,000	\$50,000	\$0	(F)		
\$0	\$0	\$0 (F)	\$0	Construct Hardstand and Road - Hazelmere (24395/01)	\$55,000	\$55,000	\$0	(F)		
\$193,035	\$0	(\$193,035) (U)	\$5,612	Construct FOGO Processing Area - Red Hill Landfill Facility (24395/05)	\$0	\$0	\$0	(F)		
\$0	\$0	\$0 (F)	\$0	Undertake FOGO Reference Site Tours (24395/06)	\$62,500	\$62,500	\$0	(F)		
\$22,000	\$0	(\$22,000) (U)	\$0	Construct Monitoring Bores - Red Hill Landfill Facility (24396/00)	\$20,000	\$20,000	\$0	(F)		
\$201,677	\$241,920	\$40,243 (F)	\$38,094	Construct Site Infrastructure - HRRP (24399/01)	\$300,000	\$300,000	\$0	(F)		
\$0	\$0	\$0 (F)	\$0	Construct Reuse Store Infrastructure (Car Park) - HRRP (24399/07)	\$250,000	\$250,000	\$0	(F)		
\$0	\$0	\$0 (F)	\$0	Air Supply lines - Waste Management Structures - Red Hill Landfill Facility (24399/10)	\$75,000	\$75,000	\$0	(F)		
\$1,976	\$215,000	\$213,025 (F)	\$750	Wood Waste to Energy Utilities/Infrastructure - HRRP (24399/11)	\$515,000	\$515,000	\$0	(F)		
\$0	\$0	\$0 (F)	\$0	Liquid Waste Project - Red Hill Landfill Facility (24399/16)	\$1,650,000	\$1,650,000	\$0	(F)		
\$861,030	\$730,320	(\$130,710) (U)	\$508,629	Develop Lots 8 9 & 10 For Future Waste Activities - Red Hill Landfill Facility (24399/19)	\$1,787,961	\$1,787,961	\$0	(F)		
\$271,636	\$595,000	\$323,364 (F)	\$272,314	Purchase Wood Waste to Energy Plant & Equipment - HRRP (24410/03)	\$855,000	\$855,000	\$0	(F)		

CAPITAL EXPENDITURE STATEMENT

OCTOBER 2020

Year to Date					Full Year		
Actual	Budget	Variance	On Order	(F) = Favourable variation (U) = Unfavourable variation	Forecast	Budget	Variance
Projects Team							
\$53,617	\$150,000	\$96,383 (F)	\$1,500	Purchase FOGO Processing Plant - Red Hill Landfill Facility (24410/10)	\$150,000	\$150,000	\$0 (F)
\$0	\$0	\$0 (F)	\$0	Liquid Waste Project Plant - Red Hill Landfill Facility (24410/11)	\$550,000	\$550,000	\$0 (F)
\$4,149,911	\$4,409,740	\$259,829 (F)	\$3,417,246		\$15,008,114	\$15,008,114	\$0 (F)
\$4,884,201	\$5,255,396	\$371,196 (F)	\$3,529,069	TOTAL CAPITAL EXPENDITURE	\$19,616,114	\$19,616,114	\$0 (F)



STATEMENT OF FINANCIAL POSITION

OCTOBER 2020

Actual June 2020	Actual Year to Date		Full Year		
			Forecast	Budget	Variance
		(F) = Favourable variation (U) = Unfavourable variation			
		Current Assets			
\$1,102,124	\$4,650,011	Cash and Cash Equivalents	\$1,109,530	\$1,109,530	\$0 (F)
\$85,324,608	\$77,803,214	Investments	\$71,082,961	\$71,082,961	\$0 (F)
\$2,987,058	\$3,377,133	Trade and Other Receivables	\$2,716,470	\$2,716,470	\$0 (F)
\$39,035	\$27,279	Inventories	\$54,739	\$54,739	\$0 (F)
\$67,382	\$473,761	Other Assets	\$42,555	\$42,555	\$0 (F)
\$89,520,206	\$86,331,398	Total Current Assets	\$75,006,255	\$75,006,255	\$0 (F)
		Current Liabilities			
\$6,160,299	\$3,924,789	Trade and Other Payables	\$5,541,725	\$5,541,725	\$0 (F)
\$1,835,255	\$1,835,255	Provisions	\$1,676,448	\$1,676,448	\$0 (F)
\$7,995,554	\$5,760,044	Total Current Liabilities	\$7,218,173	\$7,218,173	\$0 (F)
\$81,524,652	\$80,571,354	Net Current Assets	\$67,788,082	\$67,788,082	\$0 (F)
		Non Current Assets			
\$50,570,000	\$52,584,453	Land	\$52,805,000	\$52,805,000	\$0 (F)
\$7,292,678	\$7,254,692	Buildings	\$11,071,240	\$11,071,240	\$0 (F)
\$21,123,020	\$20,411,110	Structures	\$30,764,213	\$30,764,213	\$0 (F)
\$12,895,549	\$13,196,268	Plant	\$18,788,644	\$18,788,644	\$0 (F)
\$606,150	\$577,372	Equipment	\$1,080,598	\$1,080,598	\$0 (F)
\$135,079	\$132,170	Furniture and Fittings	\$158,299	\$158,299	\$0 (F)
\$17,736,763	\$19,630,855	Work in Progress	\$13,411,330	\$13,411,330	\$0 (F)
\$110,359,239	\$113,786,920	Total Non Current Assets	\$128,079,324	\$128,079,324	\$0 (F)
		Non Current Liabilities			
\$7,432,011	\$7,699,814	Provisions	\$5,634,031	\$5,634,031	\$0 (F)
\$7,432,011	\$7,699,814	Total Non Current Liabilities	\$5,634,031	\$5,634,031	\$0 (F)
\$184,451,880	\$186,658,460	Net Assets	\$190,233,375	\$190,233,375	\$0 (F)
		Equity			
\$58,106,903	\$66,352,626	Accumulated Surplus/Deficit	\$75,379,157	\$75,379,157	\$0 (F)
\$75,968,089	\$75,968,089	Cash Backed Reserves	\$67,070,539	\$67,070,539	\$0 (F)
\$42,131,165	\$42,131,165	Asset Revaluation Reserve	\$42,131,165	\$42,131,165	\$0 (F)
\$8,245,723	\$2,206,580	Net change in assets from operations	\$5,652,514	\$5,652,514	\$0 (F)
\$184,451,880	\$186,658,460	Total Equity	\$190,233,375	\$190,233,375	\$0 (F)



CASH AND INVESTMENTS OCTOBER 2020

Actual June 2020	Actual Year to Date	(F) = Favourable variation (U) = Unfavourable variation	Full Year		
			Forecast	Budget	Variance
Municipal Cash and Investments					
1,098,174	4,646,061	Cash at Bank - Municipal Fund 01001/00	1,105,580	1,105,580	0 (F)
3,950	3,950	Cash on Hand 01019/00 - 02	3,450	3,450	0 (F)
9,031,911	1,218,247	Investments - Municipal Fund 02021/00	2,988,240	2,988,240	0 (F)
10,134,035	5,868,258	Total Municipal Cash	4,097,270	4,097,270	0 (F)
Restricted Cash and Investments					
141,856	142,441	Restricted Investments - Plant and Equipment 02022/01	267,120	267,120	0 (F)
4,986,647	5,007,236	Restricted Investments - Post Closure Site Rehabilitation Red Hill 02022/02	3,525,256	3,525,256	0 (F)
18,263,389	18,338,797	Restricted Investments - Future Development 02022/03	15,072,575	15,072,575	0 (F)
2,350,987	2,360,694	Restricted Investments - Environmental Monitoring Red Hill 02022/04	1,545,172	1,545,172	0 (F)
46,892	47,086	Restricted Investments - Environmental Insurance Red Hill 02022/05	57,268	57,268	0 (F)
15,631	15,695	Restricted Investments - Risk Management 02022/06	15,699	15,699	0 (F)
649,866	652,550	Restricted Investments - Class IV Cells Red Hill 02022/07	710,295	710,295	0 (F)
321,607	322,935	Restricted Investments - Regional Development 02022/08	322,511	322,511	0 (F)
45,240,494	45,427,287	Restricted Investments - Secondary Waste Processing 02022/09	44,803,335	44,803,335	0 (F)
2,873,244	2,885,108	Restricted Investments - Class III Cells 02022/10	482,686	482,686	0 (F)
78,920	79,246	Restricted Investments - Building Refurbishment (Ascot Place) 02022/11	79,259	79,259	0 (F)
324,608	303,214	Restricted Investments - Accrued Interest 02022/19	189,362	189,362	0 (F)
0	0	Restricted Investments - Unrealised Loss/Gain on Investments 02022/20	0	0	0 (F)
998,556	1,002,678	Restricted Investments - Long Service Leave 02022/90	1,024,683	1,024,683	0 (F)
76,292,697	76,584,967	Total Restricted Cash	68,095,221	68,095,221	0 (F)
86,426,732	82,453,225	TOTAL CASH AND INVESTMENTS	72,192,491	72,192,491	0 (F)

The Cash at Bank - Municipal Fund represents the balance on the last day of the relevant month. Any portion of the balance available for investment is transferred into the Investment - Municipal Fund account in the following period. Funds held in the Cash at Bank - Municipal Fund continue to accrue interest as per the Westpac commercial rates.

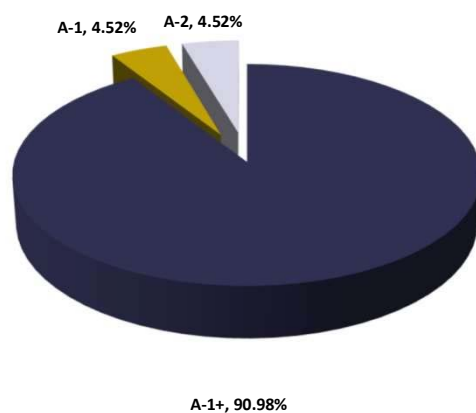
EMRC Investment Report

October 2020

I. Overall Portfolio Limits

S&P Long Term Rating	S&P Short Term Rating	% Portfolio	Investment Maximum %
AAA	A-1+	90.98%	100.00%
AA	A-1	4.52%	100.00%
BBB	A-2	4.52%	15.00%
		<u>100.00%</u>	

Investment by S&P Rating



II. Single Entity Exposure

	S&P Long Term Rating	S&P Short Term Rating	% Portfolio	
AMP	BBB	A-2	4.52%	
ANZ Banking Group	AAA	A-1+	25.81%	
ME Bank	BBB	A-2	0.00%	*
NAB	AAA	A-1+	39.35%	
Rural Bank	BBB	A-2	0.00%	*
Westpac / St. George Bank	AAA	A-1+	25.81%	
Suncorp	AA	A-1	0.00%	*
Bank of Queensland	BBB	A-2	0.00%	
Macquarie Bank	AA	A-1	4.52%	
			<u>100.00%</u>	

* Non-Fossil Fuel ADI (Authorised Deposit Taking Institution)

III. Term to Maturity Framework

Maturity Profile	Investment Policy Guidelines		
	% Portfolio	% Min	% Max
Less Than 1 Year	100.00%	40%	100%
Greater than 1 year & less than or equal to 3 years	0.00%	0%	60%
	<u>100.00%</u>		

IV. Fossil Fuel Divestment

	% Portfolio
Non-Fossil Fuel ADI's	0.00%
Fossil Fuel ADI's	100.00%
	<u>100.00%</u>

NB: This report is consistent with the reporting requirements of the Policy 3.3 - Management of Investments Policy



14.4 DRAFT EMRC ANNUAL REPORT

REFERENCE: D2020/24230

PURPOSE OF REPORT

The purpose of this report is to present the EMRC's draft Annual Report 2019/2020 to Council for acceptance.

KEY POINTS AND RECOMMENDATION(S)

- It is a requirement of section 5.53 of the *Local Government Act 1995* (the Act) that an annual report is prepared for each financial year.
- Section 5.54 of the Act requires the annual report to be accepted by Council, with an absolute majority, no later than 31 December after that financial year.
- Section 5.55 of the Act states that, "*The CEO is to give local public notice of the availability of the annual report as soon as practicable after the report has been accepted by the local government*".

Recommendation(s)

That:

1. Council, by absolute majority, in accordance with section 5.54 of the *Local Government Act 1995*, accepts the draft EMRC Annual Report 2019/2020 and the statements therein forming the attachment to this report.
2. Local public notice be given, in accordance with section 5.55 of the *Local Government Act 1995*, of the availability of EMRC's Annual Report 2019/2020.

SOURCE OF REPORT

Chief Financial Officer

BACKGROUND

It is a requirement of section 5.53 of the Act that an annual report is prepared for each financial year.

Under the Act, the annual report is to contain:

- (a) A report from the Mayor or President (or Chairman of a regional local government);
- (b) A report from the Chief Executive Officer;
- (c) An overview of the plan for the future of the district made in accordance with section 5.56, including major initiatives that are proposed to commence or continue in the next financial year;
- (d) The financial report for the financial year;
- (e) Such information as may be prescribed in relation to the payments made to employees;
- (f) The auditor's report for the financial year;
- (g) A matter on which a report must be made under section 29(2) of the *Disability Services Act 1993*;
- (h) Details of entries made under section 5.121 of the Act during the financial year in the register of complaints, including:
 - (i) The number of complaints recorded in the register of complaints;
 - (ii) How the recorded complaints were dealt with; and
 - (iii) Any other details that the regulations may require.
- (i) Such other information as may be prescribed.



Item 14.4 continued

Section 5.54 of the Act requires the annual report to be accepted by Council no later than 31 December after that financial year by absolute majority.

Section 5.55 of the Act states that, *"The CEO is to give local public notice of the availability of the annual report as soon as practicable after the report has been accepted by the local government"*.

REPORT

The EMRC's Annual Report 2019/2020 is presented in accordance with the provisions of the Act and addresses all the required contents.

As a result of the OAG taking responsibility for the financial audits since the Annual Report 2017/2018, the Annual Report 2019/2020 includes the full audited Financial Report instead of the Concise Financial Report and is consistent with the approach taken by the OAG with State Government departments and agencies.

Similar to previous years, it is proposed that the Annual Report 2019/2020 be distributed in predominantly e-book format, with both hard copy and e-book formats distributed to key stakeholders. A database of the key stakeholders has been compiled to allow a mail-out to be conducted following approval and production of the annual report. The e-book will also be available on EMRC's corporate website (www.emrc.org.au).

Availability of the Annual Report 2019/2020 will be advertised through a local government notice in *The West Australian* newspaper and public notices sent to all member Council libraries for public display.

STRATEGIC/POLICY IMPLICATIONS

Key Result Area 3 – Good Governance

- 3.3 To provide responsible and accountable governance and management of the EMRC
- 3.4 To continue to improve financial and asset management practices

FINANCIAL IMPLICATIONS

The cost for the design and production of the annual report has been included in the adopted 2020/2021 EMRC budget.

SUSTAINABILITY IMPLICATIONS

Nil

RISK IMPLICATIONS

RISK: Compliance with Section 5.53 of the <i>Local Government Act 1995</i>		
Consequence	Likelihood	Rating
Moderate	Unlikely	Moderate
Action/Strategy		
Council to adopt the EMRC Annual Report 2019/2020 and local public notice be given to comply with the <i>Local Government Act 1995</i>		



Item 14.4 continued

Member Council

Town of Bassendean
City of Bayswater
City of Belmont
City of Kalamunda
Shire of Mundaring
City of Swan



Member Councils own a proportionate share of the equity of the EMRC per the Establishment Agreement.

ATTACHMENT(S)

Draft EMRC Annual Report 2019/2020 (Ref: D2020/25967)

VOTING REQUIREMENT

Absolute Majority

RECOMMENDATION(S)

That:

1. Council, by absolute majority, in accordance with section 5.54 of the *Local Government Act 1995*, accepts the draft EMRC Annual Report 2019/2020 and the statements therein forming the attachment to this report.
2. Local public notice be given, in accordance with section 5.55 of the *Local Government Act 1995*, of the availability of EMRC's Annual Report 2019/2020.

COUNCIL RESOLUTION(S)

MOVED CR

SECONDED CR



14.5 MEETING DATES FOR 2021

REFERENCE: D2020/24837

PURPOSE OF REPORT

The purpose of this report is for Council to consider and adopt the dates for the Eastern Metropolitan Regional Council (EMRC) Ordinary Council and Committee meetings for 2021.

KEY POINTS AND RECOMMENDATION(S)

- Section 5.25(1)(g) of the *Local Government Act 1995* and r.12 of the *Local Government (Administration) Regulations 1996* requires that at least once each year local public notice is to be given of all Ordinary Council meetings and Committee meeting dates, times and places that are to be open to the public and are to be held in the next twelve (12) months.
- Proposed dates for the EMRC's Ordinary Council, Agenda Briefing Sessions, Information Sessions and Audit Committee for the 2021 calendar year are as detailed within this report.
- Chief Executive Officer Performance Review Committee meeting dates will be arranged and convened as required.
- Following the Western Australian Local Government elections to be held the third Saturday in October 2021, member Councils will be appointing their representatives to the EMRC Council.
- A Special Meeting of Council is proposed to be held on Thursday 4 November 2021 to elect the Chairman and Deputy Chairman and appoint members to the various EMRC Committees.
- Immediately prior to the Special Council meeting, councillors will make their declarations in accordance with section 2.29 of the *Local Government Act 1995*.

Recommendation(s)

That:

1. Council adopts the Ordinary Council meeting and Committee meeting dates, times and places for 2021 as outlined in the report.
2. Council, in accordance with s. 5.4 of the *Local Government Act 1995* approves a Special Meeting of Council to be held on Thursday 4 November 2021 at 5:00pm for the purpose of electing a Chairman and Deputy Chairman, and to appoint members and deputy members to Committees.
3. Notice be given in accordance with r.12 of the *Local Government (Administration) Regulations 1996*.

SOURCE OF REPORT

Chief Financial Officer

BACKGROUND

The EMRC develops a meeting calendar each year and when selecting suitable dates ensures that, where possible, there are no clashes with member Councils' meetings.



Item 14.5 continued

At the Ordinary Meeting of Council on 22 October 2020, Council (D2020/22101):

1. *ENDORSES THE EMRC MEETING STRUCTURE FORMING ATTACHMENT 1 TO THIS REPORT.*
2. *BY ABSOLUTE MAJORITY DISBAND THE CHIEF EXECUTIVE OFFICER ADVISORY COMMITTEE.*
3. *BY ABSOLUTE MAJORITY DISBAND THE INVESTMENT COMMITTEE.*
4. *BY ABSOLUTE MAJORITY DISBAND THE WASTE ADVISORY COMMITTEE.*
5. *ADOPTS THE MEETING PROCEDURES FOR AGENDA BRIEFING FORUMS AND INFORMATION SESSIONS, FORMING THE ATTACHMENT TO THIS REPORT.*

REPORT

Council's Governance Framework

Council historically sets a number of fixed meeting dates a year with the remaining meetings scheduled as "if required".

Following the decision by Council at its 22 October 2020 meeting, Council has two remaining Committees to assist in its decision-making. The role of the Committees is to consider matters within their terms of reference and provide advice to the Council.

The Ordinary Meeting of Council will be held on the fourth Thursday.

The Agenda Briefing Forums and the Information Sessions will be held on the second Thursday as required.

The Audit Committee meetings are to be held on the first Thursday as required.

The Chief Executive Officer Performance Review Committee meeting dates will be arranged and convened as required.

2021 Meeting Schedule

The schedule below sets out the proposed meeting dates for the 2021 calendar year. January is a recess period when EMRC Council and Committee meetings are not held and meeting dates are therefore set for February through to November.

As with prior years, the proposed meeting dates have taken into consideration the normal meeting calendar of member Councils.

Ordinary Council Meetings commencing at 6:00pm:

Ordinary Council meetings will be held on the fourth Thursday of each month for February to November.

No Ordinary Council meeting will be held in October due to the Local Government elections.

Thursday	25 February		at	EMRC Administration Office
Thursday	25 March		at	EMRC Administration Office
Thursday	22 April	(if required)	at	EMRC Administration Office
Thursday	27 May	(if required)	at	EMRC Administration Office
Thursday	24 June		at	EMRC Administration Office
Thursday	22 July	(if required)	at	EMRC Administration Office
Thursday	26 August	(if required)	at	EMRC Administration Office
Thursday	23 September	(if required)	at	EMRC Administration Office
Thursday	25 November	(if required)	at	EMRC Administration Office



Item 14.5 continued

Special Council Meetings commencing at 5:00pm:

The Western Australian Local Government elections will be held on the third Saturday in October. Following the elections, the EMRC member Councils will be appointing their representatives to the EMRC Council at their respective first meeting of Council. To ensure sufficient time is given to member Councils to appoint their representatives following the local government elections, a Special Meeting of Council is proposed to be convened on Thursday, 4 November 2021, commencing at 5:00pm at the EMRC Administration Office, 1st Floor, 226 Great Eastern Highway, Ascot WA 6104.

The purpose of the meeting is for the:

- A. Election of the Chairman of the EMRC;
- B. Election of the Deputy Chairman of the EMRC;
- C. Appointment of Members to the Chief Executive Officer Performance Review Committee (CEOPRC);
- D. Appointment of Members to the Audit Committee (AC); and
- E. Appointment of a Delegate and Deputy Delegate to the Municipal Waste Advisory Committee (MWAC).

An agenda will be distributed to all newly elected EMRC Councillors, Deputy Councillors and member Council CEOs on Monday, 1 November 2021.

Thursday 4 November at EMRC Administration Office

Immediately prior to the Special Council meeting, councillors will make their declarations in accordance with section 2.29 of the *Local Government Act 1995*.

Agenda Briefing Forums commencing at 6:00pm:

The Agenda Briefing Forums will be held on the second Thursday of each month for February to November except for October due to the Local Government elections.

Thursday	11 February		at	EMRC Administration Office
Thursday	11 March		at	EMRC Administration Office
Thursday	8 April	(if required)	at	EMRC Administration Office
Thursday	13 May	(if required)	at	EMRC Administration Office
Thursday	10 June		at	EMRC Administration Office
Thursday	8 July	(if required)	at	EMRC Administration Office
Thursday	12 August	(if required)	at	EMRC Administration Office
Thursday	9 September	(if required)	at	EMRC Administration Office
Thursday	11 November	(if required)	at	EMRC Administration Office

**** Please note the Monday prior to the April Agenda Briefing Forum is a Public Holiday.***



Item 14.5 continued

Information Sessions commencing following the Agenda Briefing Forums:

The Information Sessions will be held on the second Thursday of each month for February to November except for October due to the Local Government elections immediately following the Agenda Briefing Forums.

Thursday	11 February	(if required)	at	EMRC Administration Office
Thursday	11 March	(if required)	at	EMRC Administration Office
Thursday	8 April	(if required)	at	EMRC Administration Office
Thursday	13 May	(if required)	at	EMRC Administration Office
Thursday	10 June	(if required)	at	EMRC Administration Office
Thursday	8 July	(if required)	at	EMRC Administration Office
Thursday	12 August	(if required)	at	EMRC Administration Office
Thursday	9 September	(if required)	at	EMRC Administration Office
Thursday	11 November	(if required)	at	EMRC Administration Office

Audit Committee (AC) meetings commencing at 6:00pm:

AC meetings are generally held two weeks prior to the Council meeting.

Thursday	4 February	(if required)	at	EMRC Administration Office
Thursday	4 March		at	EMRC Administration Office
Thursday	1 April	(if required)	at	EMRC Administration Office
Thursday	6 May	(if required)	at	EMRC Administration Office
Thursday	3 June		at	EMRC Administration Office
Thursday	1 July	(if required)	at	EMRC Administration Office
Thursday	5 August	(if required)	at	EMRC Administration Office
Thursday	2 September	(if required)	at	EMRC Administration Office
Thursday	7 October	(if required)	at	EMRC Administration Office
Thursday	4 November	(if required)	at	EMRC Administration Office

Chief Executive Officer Performance Review Committee (CEOPRC) commencing following the Council Meeting

The CEOPRC meeting will be held on the fourth Thursday following the Ordinary Meeting of Council.

Thursday	25 February		at	EMRC Administration Office
Thursday	24 June		at	EMRC Administration Office

STRATEGIC/POLICY IMPLICATIONS

Section 5.25(1)(g) of the *Local Government Act 1995* and r.12 of the *Local Government (Administration) Regulations 1996* requires that at least once each year local public notice is to be given of all Ordinary Council meetings and Committee meeting dates, times and places that are to be open to the public and are to be held in the next twelve (12) months.

FINANCIAL IMPLICATIONS

Nil



Item 14.5 continued

SUSTAINABILITY IMPLICATIONS

Nil

RISK IMPLICATIONS

RISK: Non-compliance with the EMRC's responsibility to maintain responsible and accountable governance and management of the organisation.		
Consequence	Likelihood	Rating
Moderate	Unlikely	Moderate
Action/Strategy		
Council to adopt the proposed 2021 meeting dates and advertising of the 2021 meeting dates.		

MEMBER COUNCIL IMPLICATIONS

Member Council	Implication Details
Town of Bassendean	} Nil
City of Bayswater	
City of Belmont	
City of Kalamunda	
Shire of Mundaring	
City of Swan	

ATTACHMENT(S)

EMRC 2021 Meeting Dates Calendar (Ref: D2020/25548)

VOTING REQUIREMENT

Simple Majority

RECOMMENDATION(S)

That:

1. Council adopts the Ordinary Council meeting and Committee meeting dates, times and places for 2021 as outlined in the report.
2. Council, in accordance with s. 5.4 of the *Local Government Act 1995* approves a Special Meeting of Council to be held on Thursday 4 November 2021 at 5:00pm for the purpose of electing a Chairman and Deputy Chairman, and to appoint members and deputy members to Committees.
3. Notice be given in accordance with r.12 of the *Local Government (Administration) Regulations 1996*.



EMRC MEETING DATES 2021

January						
S	M	T	W	T	F	S
					1	2
3	4	5	6	7	8	9
10	11	12	13	14	15	16
17	18	19	20	21	22	23
24	25	26	27	28	29	30
31						

February						
S	M	T	W	T	F	S
	1	2	3	4	5	6
7	8	9	10	11	12	13
14	15	16	17	18	19	20
21	22	23	24	25*	26	27
28						

March						
S	M	T	W	T	F	S
	1	2	3	4	5	6
7	8	9	10	11	12	13
14	15	16	17	18	19	20
21	22	23	24	25	26	27
28	29	30	31			

April						
S	M	T	W	T	F	S
				1	2	3
4	5	6	7	8	9	10
11	12	13	14	15	16	17
18	19	20	21	22	23	24
25	26	27	28	29	30	

May						
S	M	T	W	T	F	S
						1
2	3	4	5	6	7	8
9	10	11	12	13	14	15
16	17	18	19	20	21	22
23	24	25	26	27	28	29
30	31					

June						
S	M	T	W	T	F	S
		1	2	3	4	5
6	7	8	9	10	11	12
13	14	15	16	17	18	19
20	21	22	23	24*	25	26
27	28	29	30			

July						
S	M	T	W	T	F	S
				1	2	3
4	5	6	7	8	9	10
11	12	13	14	15	16	17
18	19	20	21	22	23	24
25	26	27	28	29	30	31

August						
S	M	T	W	T	F	S
1	2	3	4	5	6	7
8	9	10	11	12	13	14
15	16	17	18	19	20	21
22	23	24	25	26	27	28
29	30	31				

September						
S	M	T	W	T	F	S
			1	2	3	4
5	6	7	8	9	10	11
12	13	14	15	16	17	18
19	20	21	22	23	24	25
26	27	28	29	30		

October						
S	M	T	W	T	F	S
					1	2
3	4	5	6	7	8	9
10	11	12	13	14	15	16
17	18	19	20	21	22	23
24	25	26	27	28	29	30
31						

November						
S	M	T	W	T	F	S
	1	2	3	4	5	6
7	8	9	10	11	12	13
14	15	16	17	18	19	20
21	22	23	24	25	26	27
28	29	30				

December						
S	M	T	W	T	F	S
			1	2	3	4
5	6	7	8	9	10	11
12	13	14	15	16	17	18
19	20	21	22	23	24	25
26	27	28	29	30	31	

	Council Meeting
--	-----------------

	Audit Committee Meeting
--	-------------------------

	Agenda Briefing Forums and Information Sessions
--	---

*CEO Performance Review Committee

All meetings are held at 226 Great Eastern Highway unless otherwise notified.

WA Public Holidays 2021

Friday, 1 Jan	New Year's Day
Tuesday, 26 Jan	Australia Day
Monday, 1 Mar	Labour Day
Friday, 2 Apr	Good Friday
Monday, 5 Apr	Easter Monday
Monday, 26 Apr	ANZAC Day
Monday, 7 Jun	Western Australia Day
Monday, 27 Sep	Queen's Birthday
Monday, 27 Dec	Christmas Day
Tuesday, 28 Dec	Boxing Day



14.6 REQUEST FOR TENDER RFT 2020-008 CONSTRUCTION OF HAZELMERE RESOURCE RECOVERY PARK ADMINISTRATION WORKSHOP

REFERENCE: D2020/25239

PURPOSE OF REPORT

The purpose of this report is to advise Council of the results of Tender RFT2020-008 to construct the Hazelmere Resource Recovery Park Administration Workshop and recommend acceptance of the Tender from Bistel Construction Pty Ltd.

KEY POINTS AND RECOMMENDATION(S)

- A tender for the construction of the Hazelmere Resource Recovery Park Administration Workshop was advertised via Tenderlink on 10 August 2020.
- Tenders closed on 10 November 2020 with six (6) submissions being received.
- The tender called for the construction of the Hazelmere Resource Recovery Park Administration Workshop to be located to the west of the wood waste grinding operations.
- The recommended tender is below the pre-tender estimate provided in the Council approved Business Case.
- A contingency allowance of 10% of the contract sum is recommended to cover unexpected costs during the construction process.

Recommendation(s)

That:

1. Council award Tender RFT2020-008 – Hazelmere Resource Recovery Park Administration Workshop to Bistel Construction Pty Ltd for a contract term of five (5) months at a total cost of \$1,289,069.18 excluding GST.
2. The CEO be authorised on behalf of the EMRC to enter into a contract with Bistel Construction Pty Ltd in accordance with their submitted tender, subject to any minor variations that may be agreed on between the CEO and Bistel Construction Pty Ltd.
3. Council authorise a 10% contingency based on the tendered price schedule for any contract variations that may arise for Tender RFT2020-008.

SOURCE OF REPORT

Chief Project Officer
Manager Engineering

BACKGROUND

As part of the development of the Hazelmere Resource Recovery Facility (HRRF), a new administration & workshop building (building) is required to be constructed. The building will accommodate and provide amenities for up to 28 staff including existing operations and administration staff and additional staff anticipated as site operations expand in the next few years. The building will include the following:

- Offices for managers and supervisors as required;
- Centralised IT Server Room for whole of the Site, to include NBN fibre connection and CCTV servers;
- Environmental lab for product material analysis;
- Staff meeting/ lunch room;
- Kitchen;
- Toilets and showers;
- Two large workshop bays including a gantry crane and dedicated compressor bay; and
- Supplies and parts storage.



Item 14.6 continued

The ground layout of the proposed Administration & Workshop Building is presented in **Figure 1** with the First Floor shown in **Figure 2**.

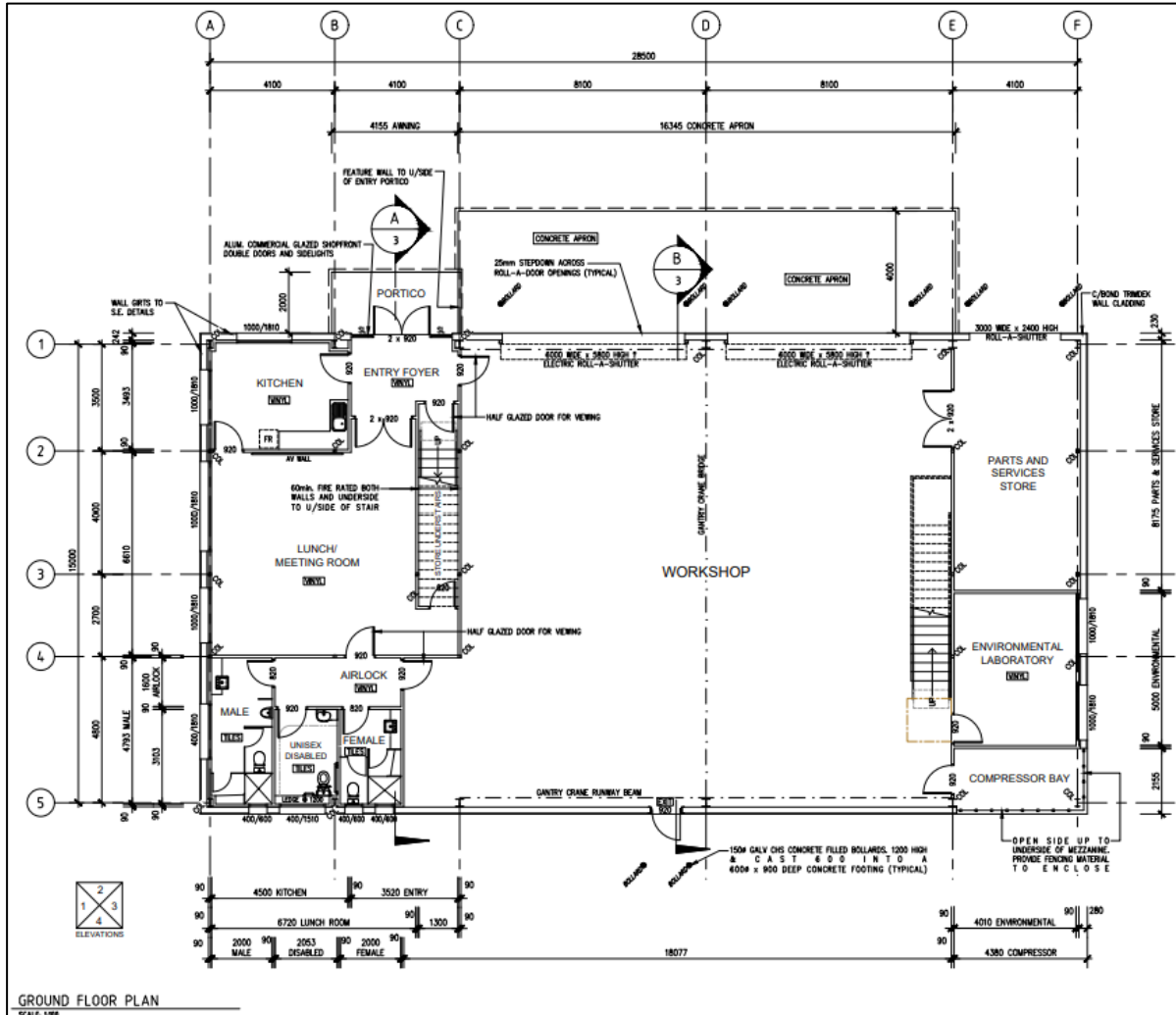


Figure 1: Administration Workshop Building - Ground Floor



Item 14.6 continued

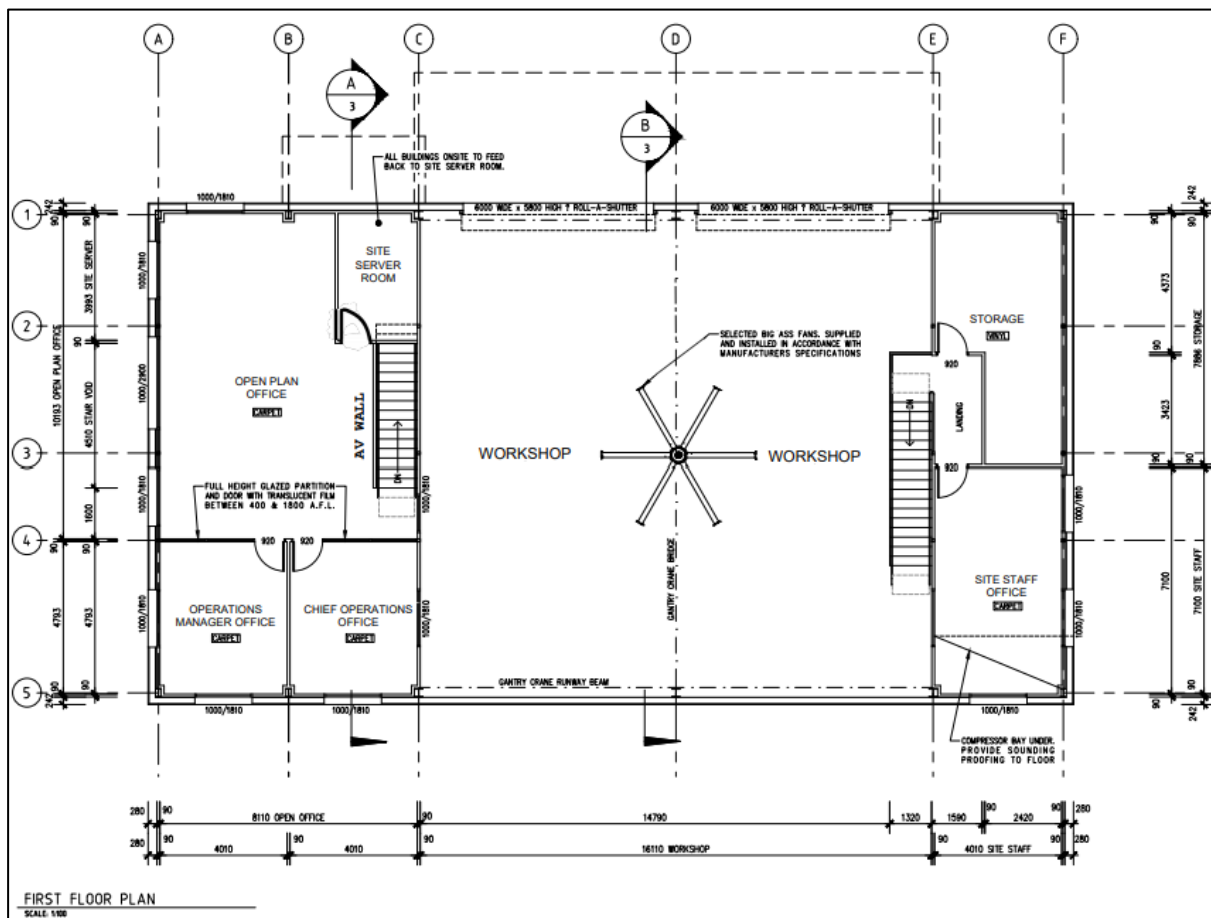


Figure 2: Administration Workshop Building - First Floor

The contract includes all labour, plant, materials, supervision, survey and everything else required for the construction of the building.

At its 17 September 2020 meeting, Council resolved:

“THAT:

1. COUNCIL ENDORSES THE BUSINESS CASE FOR THE PROPOSED ADMINISTRATION & WORKSHOP BUILDING AT THE HAZELMERE RESOURCE RECOVERY PARK ATTACHED TO THIS REPORT.
2. COUNCIL BY ABSOLUTE MAJORITY IN ACCORDANCE WITH S.6.8 OF THE LOCAL GOVERNMENT ACT 1995 APPROVES THE ALLOCATION OF FUNDING AS OUTLINED IN THE CONFIDENTIAL ATTACHMENT 1 FOR THE CAPITAL WORKS PROGRAMME FOR 2020/2021 COUNCIL, FUNDED FROM THE SECONDARY WASTE RESERVE.
3. THE ATTACHMENTS REMAIN CONFIDENTIAL AND BE CERTIFIED BY THE CHAIRMAN AND CEO.”



Item 14.6 continued

REPORT

Tender RFT2020-008 for the construction of Hazelmere Resource Recovery Park Administration Workshop was advertised on Wednesday, 21 October 2020. Tenders closed on Tuesday, 10 November 2020 and submissions were received from:

- Tenderer A BE Projects (WA) Pty Ltd;
- Tenderer B Bistel Construction Pty Ltd;
- Tenderer C Candor Contractors Pty Ltd;
- Tenderer D Devlyn Australia Pty Ltd;
- Tenderer E Pindan Projects WA Pty Ltd; and
- Tenderer F Shelford Constructions Pty Ltd.

An evaluation panel of EMRC officers assessed the submissions on the following qualitative criteria:

Assessment Criteria	Weighting
(a) Technical capabilities and capacities to provide service.	20%
(b) Tenderer's demonstrated experience in providing similar service.	20%
(c) Project Execution Methodology.	20%
(d) Safety Management Plan.	10%
(e) Environmental Management Plan.	10%

Price was weighted at 20% of the evaluation.

Based on the panel's evaluation, the submission from Bistel Construction Pty Ltd demonstrated the most advantageous submission and is considered to offer the best value for money. The Schedule of Rates against the specified Bill of Quantities submitted by Bistel Construction Pty Ltd amounted to a total value of \$1,289,069 (ex GST). The construction period is estimated to be five (5) months.

A contingency allowance of 10% of the contract sum is recommended to allow for any unforeseen circumstances that may arise during the contract works. The confidential Recommendation Report is attached as supporting information.

STRATEGIC/POLICY IMPLICATIONS

Key Result Area 1 – Environmental Sustainability

- 1.1 To provide sustainable resource recovery operations
- 1.2 To improve regional resource recovery management

FINANCIAL IMPLICATIONS

At its 17 September, 2020 Ordinary Council meeting, Council endorsed the Business Case for the Administration Workshop building for the allocation of funding. The recommended tender is below the pre-tender estimate provided in the Business Case.



Item 14.6 continued


SUSTAINABILITY IMPLICATIONS

The development of a new Administration & Workshop facility will replace the existing buildings that are nearing their end of life and are no longer fit for purpose. The proposed Administration & Workshop Building is designed to facilitate the ongoing waste operations at the Hazelmere Resource Recovery Park and to facilitate future waste processing activities including the operation of the proposed Waste Transfer Station (WTS), Community Recycling Centre, Western Power pole sorting, and the operation of the Commercial & Industry (C&I) Plant.

RISK IMPLICATIONS

RISK: Request for Tenders that are over the Chief Executive Officer's delegated authority limit must be approved by Council prior to the award of the contract.		
Consequence	Likelihood	Rating
Moderate	Possible	Moderate
Action/Strategy		
Council to authorise the CEO to enter into a contract with the recommended tenderer the subject of this report.		

MEMBER COUNCIL IMPLICATIONS

Member Council	Implication Details
Town of Bassendean	 Nil
City of Bayswater	
City of Belmont	
City of Kalamunda	
Shire of Mundaring	
City of Swan	

ATTACHMENT(S)

1. Drawing - Administration Workshop General Arrangement (Ref: D2020/25401)
2. Drawing - Administration Workshop Site Location (Ref: D2020/25402)

VOTING REQUIREMENT

Simple Majority



Item 14.6 continued

RECOMMENDATION(S)

That:

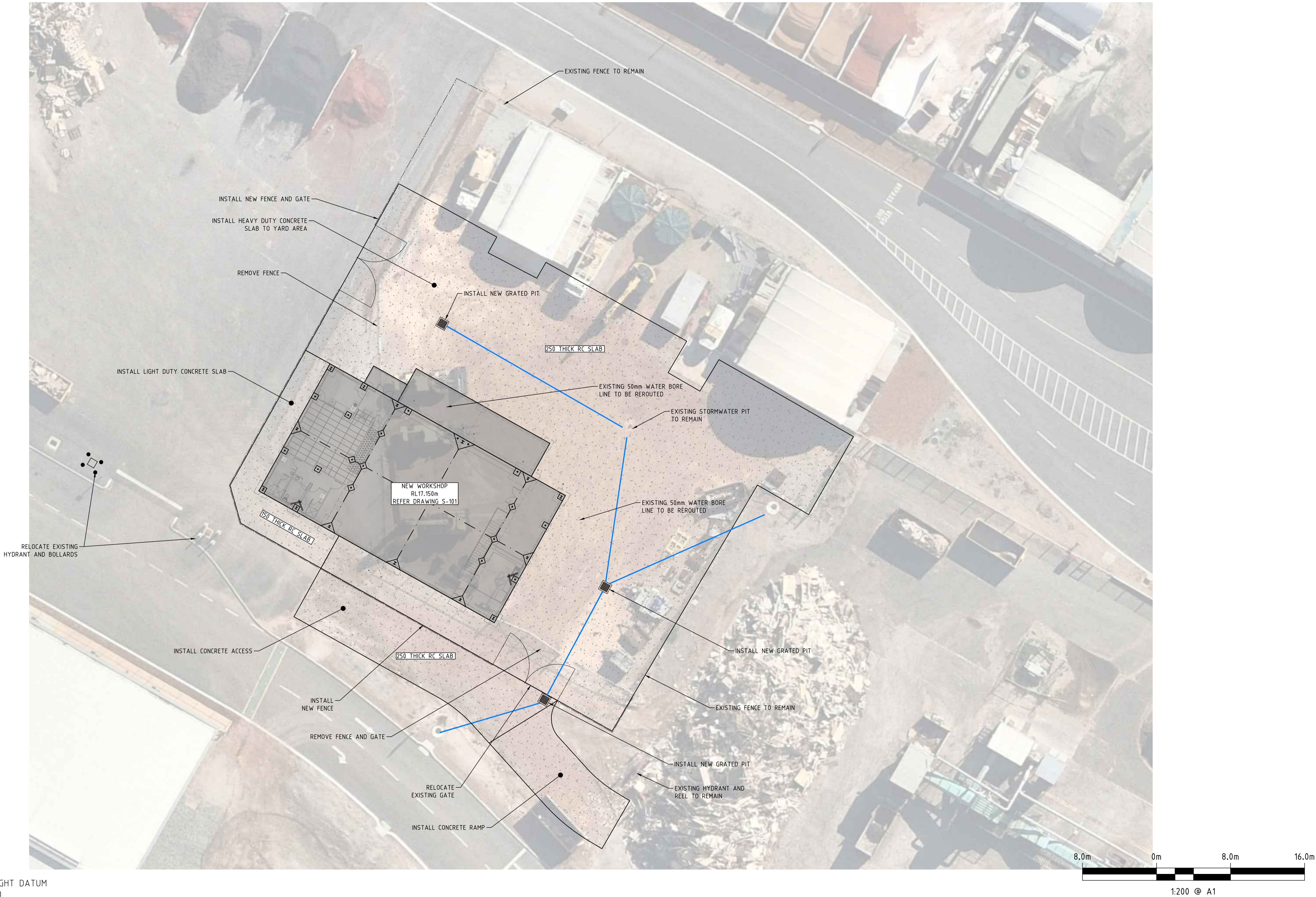

1. Council award Tender RFT2020-008 – Hazelmere Resource Recovery Park Administration Workshop to Bistel Construction Pty Ltd for a contract term of five (5) months at a total cost of \$1,289,069.18 excluding GST.
2. The CEO be authorised on behalf of the EMRC to enter into a contract with Bistel Construction Pty Ltd in accordance with their submitted tender, subject to any minor variations that may be agreed on between the CEO and Bistel Construction Pty Ltd.
3. Council authorise a 10% contingency based on the tendered price schedule for any contract variations that may arise for Tender RFT2020-008.

COUNCIL RESOLUTION(S)

MOVED CR

SECONDED CR

Printed by Ashkan Haji on 24.09.2020 12:02 PM



VERTICAL DATUM: AUSTRALIAN HEIGHT DATUM
HORIZONTAL DATUM: MGA 94 ZONE 50



talis
consultants

www.talisconsultants.com.au

ASSET
ENGINEERING
ENVIRONMENT
NOISE
SPATIAL
WASTE

PERTH
604 Newcastle Street Leederville WA6007
PO Box 454 Leederville WA 6903

Client:



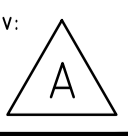
NOTES				
1. This drawing is the property of Talis Consultants Pty Ltd. It is a confidential document and must not be copied, used, or its contents divulged without prior written consent.				
2. DO NOT SCALE; use figured dimensions only, if in doubt please contact Talis Consultants.				
3. Parts of this drawing is intended to be IN COLOUR. Black & White Printing may cause errors or omissions. If this text is not GREEN, please contact Talis Consultants				
A	25.09.2020	AB	SH	ISSUED FOR TENDER
No.	Date	By	Check	Amendment / Issue
App.				

Project:


HAZELEMERE WORKSHOP

Title:

GENERAL ARRANGEMENT

Scale: 1:200	@ A1	Date: 25.09.2020
Drawn: AB	Checked: SH	Approved: SH
Job No: TC20022	Drg. No: C-101	Rev: 
Filename: TC20022_CIVILSET.DWG		



<div><div><div>Eastern Metropolitan Regional Council</div><div>1st Floor Ascot Place, 226 Great Eastern Hwy Belmont, Western Australia 6104 PO Box 234 Belmont Western Australia 6984</div></div></div>				DESIGNED DRAWN CHECKED APPROVED	RS 05/2020 AS 05/2020 SC 05/2020 SC	SITE HAZELMERE RESOURCE RECOVERY PARK ADDRESS 77 LAKES ROAD, HAZELMERE	PROJECT NAME HAZELMERE RESOURCE RECOVERY PARK TITLE HAZELMERE WORKSHOP LOCATION PLAN	DRAWING NO. 2013-05-39 SHEET NO. 4 OF 4	SCALE AS SHOWN	
	B	RS	21/05/2020	WHOLE DESIGN ROTATED 180 DEGREES						
	A	RS	04/05/2020	CONCEPT DRAWING						
	NO.	INT.	DATE							



14.7 REQUEST FOR TENDER RFT 2020-009 EMRC CADDY BINS, CADDY LINERS, PET WASTE BAGS AND DISTRIBUTION SERVICES

REFERENCE: D2020/25496

PURPOSE OF REPORT

The purpose of this report is to advise Council of the results of Tender RFT 2020-009 Caddy Bins, Caddy Liners, Pet Waste Bags and Distribution Services and recommend acceptance of the Tender from Mastec Australia Pty Ltd for the supply of caddy bins and Biobag World Australia Pty Ltd for the supply of caddy bin liners.

KEY POINTS AND RECOMMENDATION(S)

- The EMRC has worked with the City of Bayswater to manage the supply chain of caddy bins, caddy liners and pet waste bags in the implementation of the FOGO initiative for the City of Bayswater.
- At this time the award of contract is for the supply of caddy bins and caddy liners only to the City of Bayswater with an opportunity for other member Councils in the future. The EMRC is not proceeding with the award of contract in regards to the FOGO caddy distribution services and supply of pet waste bags.
- The request for tender has also allowed for each tenderer to propose a volume discount commercial arrangement to assist other member Councils with their implementation of the FOGO initiative in the future (if required).
- The EMRC is to be reimbursed from the City of Bayswater, and possibly other participating member Councils in future years, as per the RFT for the supply of caddy bins and caddy liners as and when required.
- A request for tender for the supply of caddy bins, caddy liners, pet waste bags and distribution services was advertised via Tenderlink on 4 November 2020.
- Tenders closed on 26 November 2020 with four (4) conforming submissions being received.
- A contingency allowance of 10% of the contract sum is recommended to cover unexpected costs during the caddy bins and liners distribution process.

Recommendation(s)

That:

1. Council award Tender RFT 2020-009 Caddy Bins, Caddy Liners, Pet Waste Bags and Distribution Services to Mastec Australia Pty Ltd for \$126,140.00 (ex GST) for the supply of caddy bins and Biobag World Australia Pty Ltd for \$2,412,000.00 for the supply of caddy bin liners based on separate fixed price schedules for 3 years with two (2) optional one (1) year extensions.
2. The CEO be authorised on behalf of the EMRC to enter into a contract separately with Mastec Australia Pty Ltd and Biobag World Australia Pty Ltd in accordance with their submitted tender, subject to any minor variations that may be agreed between the EMRC and Mastec Australia Pty Ltd and/or Biobag World Australia Pty Ltd.
3. Council authorise a 10% contingency based on the tendered price schedule for any contract variations that may arise in relation to Tender RFT 2020-009 Caddy Bins, Caddy Liners, Pet Waste Bags and Distribution Services.

SOURCE OF REPORT

Chief Sustainability Officer



BACKGROUND

Item 14.7 continued

At its 6 December 2018 meeting of Council, it was resolved (Ref: D2018/17076):

“THAT COUNCIL:

- 1. ACKNOWLEDGE THE REQUESTS FROM THE TOWN OF BASSENDEAN AND THE CITY OF BAYSWATER FOR THE INVESTIGATION OF THE PROCESSING OF FOOD AND GARDEN ORGANIC WASTE (FOGO) AT THE RED HILL WASTE MANAGEMENT FACILITY.*
- 2. NOTES THE OPTIONS BEING CONSIDERED FOR THE PROCESSING OF FOGO WASTE AT THE RED HILL WASTE MANAGEMENT FACILITY.*
- 3. AS PART OF THE VARIOUS OPTIONS BEING CONSIDERED, THAT INVESTIGATIONS AND COST MODELLING BE UNDERTAKEN ON OPTIONS TO ESTABLISH AN INTERIM FINANCIAL ARRANGEMENT ON BEHALF OF MEMBER COUNCILS, WITH SOUTHERN METROPOLITAN REGIONAL COUNCIL OR OTHER APPROPRIATE THIRD PARTIES FOR THE PROCESSING OF FOGO COMMENCING 1 JULY 2019 UNTIL THE RED HILL WASTE MANAGEMENT FACILITY IS ABLE TO RECEIVE AND PROCESS FOGO WASTE.*
- 4. REQUEST THE OUTCOME FROM THE REVIEW OF THE VARIOUS OPTIONS INCLUDING COST MODELLING BE PRESENTED TO THE MARCH 2019 ORDINARY COUNCIL MEETING.”*

The Food Organics and Garden Organics (FOGO) Waste Strategy was endorsed by Council at its 19 September 2019 meeting:

THAT COUNCIL ENDORSES THE DRAFT FOOD ORGANICS AND GARDEN ORGANICS (FOGO) RECOVERY STRATEGY SUBJECT TO THE LAST DOT POINT UNDER ‘PRINCIPLES’ ON PAGE 9 BEING AMENDED TO STATE “THE FUNDING OF BINS, CADDIES AND INITIAL EDUCATION/PRODUCT MARKETING FOR MEMBER COUNCILS WILL BE FUNDED THROUGH THE SECONDARY WASTE RESERVE.”

An Action (Key Activity) in the FOGO Strategy timeline was the joint procurement of the caddies and liners for the Town of Bassendean and the City of Bayswater in the first instance and future joint procurement for the remaining member Councils in the future. Given that the Town of Bassendean had already progressed with their own tender the EMRC worked with the City of Bayswater to develop an RFT.

REPORT

The EMRC developed a Request for Tender (RFT) for the services of a contractor to manage the supply chain of caddy bins, caddy liners and pet waste bags to support the FOGO initiatives.

The RFT was for the City of Bayswater's caddies, caddy liner and pet waste bags, replacement liners and pet waste bags for the Town of Bassendean and a pricing option for the remaining member Councils' at a future time (to be confirmed) for supply of caddy liners and pet waste bags.

The City of Bayswater is planning to roll-out their FOGO initiative at the end of February 2021 or early March 2021, depending on the timing for the caddy delivery.

The term for the supply agreement shall be for 3 years with two (2) optional one (1) year extensions.

The RFT was advertised on 4 November 2020 and the closing date for submissions was 26 November 2020. The evaluation panel comprised of EMRC and City of Bayswater officers. The evaluation process was completed and a recommendation report was prepared.



Item 14.7 continued

A total of four (4) conforming tender submissions were received from:

- Biobag World Australia Pty Ltd;
- Mastec Australia Pty Ltd;
- Trident Plastics (SA) Pty Ltd;
- Woodlands Distributors and Agencies Pty Ltd.

The evaluation panel assessed the submissions on the following criteria:

Assessment Criteria	Weighting
(a) Respondent's experience in providing similar services	20%
(b) Technical compliance with the Scope of Supply	20%
(c) Proposed implementation plan and resourcing	20%
(d) Safety management plan and safety records	10%
(e) Pricing	30%

After combining the weighted scores for both the qualitative criteria and price and based on the panel's evaluation, the submission from Mastec Australia Pty Ltd and Biobag World Australia Pty Ltd demonstrated the most advantageous submissions and are considered to offer the best value for money. The price submitted by Mastec Australia Pty Ltd amounted to a total value of \$126,140.00 (ex GST) and Biobag World Australia Pty Ltd amounted to a total value of \$2,412,000.00 (ex GST).

The total duration of the supply agreement is expected to be three (3) years with two (1) one (1) year extensions at the sole discretion of the EMRC.

A contingency allowance of 10% of the contract sum is recommended to allow for any unforeseen circumstances that may arise during the contract term.

STRATEGIC/POLICY IMPLICATIONS

Key Result Area 1 – Environmental Sustainability

- 1.1 To provide sustainable waste disposal operations
- 1.2 To improve regional waste management

FINANCIAL IMPLICATIONS

Member Councils who avail themselves of the supply of caddies or bags now, or into the future will be responsible for reimbursing the EMRC, from the distribution of the reserve funds already provided to member Councils for their FOGO implementation, including the purchase of caddy bins, caddy liners, pet waste bags and/or any distribution services.

SUSTAINABILITY IMPLICATIONS

The introduction of FOGO services is in line with sustainability principles, to reduce the volume of organics going to landfill and in support of the creation of a circular economy through returning the FOGO composted material to the soil.



Item 14.7 continued

RISK IMPLICATIONS

RISK: Request for Tenders that are over the Chief Executive Officer's delegated authority limit must be approved by Council prior to the award of the contract.		
Consequence	Likelihood	Rating
Moderate	Unlikely	Medium
Action/Strategy		
Council to authorise the CEO to enter into a contract with the recommended tenderer(s), the subject of this report.		

MEMBER COUNCIL IMPLICATIONS

Member Council

Town of Bassendean
City of Bayswater
City of Belmont
City of Kalamunda
Shire of Mundaring
City of Swan

Implication Details

The outcome of the RFT 2020-009 Caddy Bins, Caddy Liners, Pet Waste Bags and Distribution Services will vary according to the take up by individual member Councils.

ATTACHMENT(S)

Nil

VOTING REQUIREMENT

Simple Majority

RECOMMENDATION(S)

That:

1. Council award Tender RFT 2020-009 Caddy Bins, Caddy Liners, Pet Waste Bags and Distribution Services to Mastec Australia Pty Ltd for \$126,140.00 (ex GST) for the supply of caddy bins and Biobag World Australia Pty Ltd for \$2,412,000.00 for the supply of caddy bin liners based on separate fixed price schedules for 3 years with two (2) optional one (1) year extensions.
2. The CEO be authorised on behalf of the EMRC to enter into a contract separately with Mastec Australia Pty Ltd and Biobag World Australia Pty Ltd in accordance with their submitted tender, subject to any minor variations that may be agreed between the EMRC and Mastec Australia Pty Ltd and/or Biobag World Australia Pty Ltd.
3. Council authorise a 10% contingency based on the tendered price schedule for any contract variations that may arise in relation to Tender RFT 2020-009 Caddy Bins, Caddy Liners, Pet Waste Bags and Distribution Services.

COUNCIL RESOLUTION(S)

MOVED CR

SECONDED CR



14.8 ARRANGEMENT TO OPERATE BAYWASTE TRANSFER STATION

REFERENCE: D2020/24201

PURPOSE OF REPORT

The purpose of this report is to seek Council approval to extend the agreement with the City of Bayswater to operate the City of Bayswater's Baywaste Transfer Station until 30 June 2024 with an option for a further two-year extension at the sole discretion of the City of Bayswater.

KEY POINTS AND RECOMMENDATION(S)

- The City of Bayswater's transfer station at 271 Collier Road, Morley known as Baywaste was operated by Cleanaway on a month by month lease.
- At their May 2020 Council meeting, the City of Bayswater resolved to enter into an arrangement with the EMRC to operate the transfer station on behalf of the City for a period of six months on a trial basis.
- EMRC Council resolved to enter into an agreement with the City of Bayswater to operate the City of Bayswater's Baywaste Transfer Station at 271 Collier Road, Morley WA 6062 on a cost-plus basis, for a period up to 31 December 2020 or an earlier period as deemed appropriate by the EMRC CEO.
- The EMRC has been operating the site since 1 July 2020 and in that time commercial waste tonnages received have exceeded budget resulting in more waste delivered to Red Hill as well as reducing costs to the City of Bayswater.
- At their 27 October 2020 Council Meeting, the City of Bayswater resolved to extend the agreement with the EMRC to operate Baywaste on its behalf until 30 June 2024 with an option for a further two-year extension at the sole discretion of the City of Bayswater.

Recommendation(s)

That Council extends the agreement with the City of Bayswater to operate the City of Bayswater's Baywaste Transfer Station at 271 Collier Road, Morley WA 6062 on a cost-plus basis, until 30 June 2024 with an option for a further two-year extension at the sole discretion of the City of Bayswater.

SOURCE OF REPORT

Waste and Resources Recovery Specialist

BACKGROUND

At its meeting on 5 December 2019 (Ref: D2019/17750), it was resolved:

"THAT COUNCIL BY ABSOLUTE MAJORITY, IN ACCORDANCE WITH S.5.42(1) OF THE LOCAL GOVERNMENT ACT 1995 AUTHORISE THE CEO TO ENTER INTO AN AGREEMENT WITH THE CITY OF BAYSWATER TO OPERATE THE CITY OF BAYSWATER'S BAYWASTE TRANSFER STATION AT 271 COLLIER ROAD, MORLEY WA 6062 ON A COST PLUS BASIS, FOR A PERIOD UP TO 30 JUNE 2020 OR AN EARLIER PERIOD AS DEEMED APPROPRIATE BY THE CEO."



Item 14.8 continued

At its meeting on 18 June 2020 (Ref: D2019/10284), Council resolved that:

1. *BY ABSOLUTE MAJORITY IN ACCORDANCE WITH S.5.42(1) OF THE LOCAL GOVERNMENT ACT 1995 AUTHORISE THE CEO TO ENTER INTO AN AGREEMENT WITH THE CITY OF BAYSWATER TO OPERATE THE CITY OF BAYSWATER'S BAYWASTE TRANSFER STATION AT 271 COLLIER ROAD, MORLEY WA 6062 ON A COST-PLUS BASIS, FOR A PERIOD UP TO 31 DECEMBER 2020 OR AN EARLIER PERIOD AS DEEMED APPROPRIATE BY THE CEO.*
2. *BY ABSOLUTE MAJORITY IN ACCORDANCE WITH SECTION 6.16 OF THE LOCAL GOVERNMENT ACT 1995 ADOPTS THE 2020/2021 FEES AND CHARGES FOR THE BAYWASTE TRANSFER STATION AS OUTLINED IN TABLE 1 IN THE REPORT.*
3. *IN ACCORDANCE WITH S.6.19 OF THE LOCAL GOVERNMENT ACT 1995, GIVES PUBLIC NOTICE THAT THE FEES AND CHARGES FOR THE BAYWASTE TRANSFER STATION AS OUTLINED IN TABLE 1 IN THE REPORT ARE EFFECTIVE FROM 1 JULY 2020.*

REPORT

At the City of Bayswater Ordinary Council Meeting of 26 May 2020, it was resolved:

"That Council:

1. *Authorises the Chief Executive Officer to enter into an agreement with the Eastern Metropolitan Regional Council (EMRC) to operate the transfer station at 271 Collier Road, Bayswater, on behalf of the City of Bayswater for a trial period of six months.*
2. *Notes that the City will work with the EMRC to identify complementary beneficial uses of the site during the trial period.*
3. *Review the future of the site on or before the December 2020 Ordinary Council Meeting."*

The purpose of this short-term arrangement is to maintain operational continuity as a waste transfer station until City of Bayswater determines the long-term use of the site.

The agreement with the City of Bayswater is on a cost-plus basis, similar to the methodology used with the EMRC's operation of the Shire of Mundaring Transfer Stations.

The EMRC began operating Baywaste from 1 July 2020. During this time, it was noted that the City of Bayswater has received a number of positive comments from users of the site broadly, and more specifically, in relation to the improved operations at the site and improvements in general cleanliness of the site.

In the first three months of its operations, operating costs were below forecast while income was above forecast. Additional waste has been received from commercial customers in the area which increases the tonnages received at Red Hill and helps reduce the costs to the City of Bayswater.

As a result of the positive outcomes achieved by the EMRC in operating Baywaste on behalf of the City of Bayswater, at the City of Bayswater Ordinary Meeting of 27 October 2020, it was resolved:

"That Council extends the agreement with the EMRC to operate the Waste Transfer Station (and any other supplementary uses approved by the City) at 271 Collier Road, Bayswater, on behalf of the City of Bayswater until 30 June 2024 with an option for a further two-year extension at the sole discretion of the City."

The extension is viewed favourably by EMRC Officers as providing certainty in relation to the tenure of the site beyond the current six-month term. There is potential for the EMRC to pursue supplementary uses at the site which would further reduce the operating costs to the City of Bayswater. To meet the additional uses of the site, the EMRC will review its workforce and asset requirements on the site to meet to future demands of the operation.

The EMRC will continue to provide skip bins for segregation and recycling of metals, cardboard, waste oil, lead acid batteries and e-waste as occurs now at Baywaste. Non-recyclable waste will be transported to Red Hill Waste Management Facility for disposal.



Item 14.8 continued

STRATEGIC/POLICY IMPLICATIONS

Key Result Area 1 – Environmental Sustainability

- 1.1 To provide sustainable waste disposal operations.
- 1.3 To provide resource recovery and recycling solutions in partnership with member Councils.

FINANCIAL IMPLICATIONS

As the proposed agreement with the City of Bayswater will be on a cost plus basis, there are no adverse financial impacts on the budget.

SUSTAINABILITY IMPLICATIONS

Operation of the Baywaste Transfer station by the EMRC will enable the provision of a continued service for City of Bayswater residents and local small businesses, as well as neighbouring member Councils, benefitting the Region as a whole.

RISK IMPLICATIONS

RISK: To ensure that the EMRC provides resource recovery and recycling solutions in partnership with member Councils and that the partnership is governed by an agreement.		
Consequence	Likelihood	Rating
Minor	Possible	Moderate
Action/Strategy		
Council to approve the extension of the agreement with the City of Bayswater to operate the City of Bayswater's Baywaste transfer station.		

MEMBER COUNCIL IMPLICATIONS

Member Council	Implication Details
Town of Bassendean	Access to a local transfer station for waste disposal and some recycling.
City of Bayswater	Ongoing use of the Baywaste transfer station.
City of Belmont	Access to a local transfer station for waste disposal and some recycling.
City of Kalamunda	Nil
Shire of Mundaring	Nil
City of Swan	Access to a local transfer station for waste disposal and some recycling.

ATTACHMENT(S)

Nil



Item 14.8 continued

VOTING REQUIREMENT

Simple Majority

RECOMMENDATION(S)

That Council extends the agreement with the City of Bayswater to operate the City of Bayswater's Baywaste Transfer Station at 271 Collier Road, Morley WA 6062 on a cost-plus basis, until 30 June 2024 with an option for a further two year extension at the sole discretion of the City of Bayswater.

COUNCIL RESOLUTION(S)

MOVED CR

SECONDED CR



14.9 MAKING OF THE EASTERN METROPOLITAN REGIONAL COUNCIL WASTE LOCAL LAW 2020

REFERENCE: D2020/24625

PURPOSE OF REPORT

The purpose of this report is to seek Council approval to make *the Eastern Metropolitan Regional Council Waste Management Facilities Local Law 2020* as a result of the review by the Joint Standing Committee on Delegated Legislation (JSCDL) and consequential amendments made to the existing *Eastern Metropolitan Regional Council Waste Management Facilities Local Law 2019*.

KEY POINTS AND RECOMMENDATION(S)

- The *Eastern Metropolitan Regional Council Waste Management Facilities Local Law 2019* (current Waste Local Law) was gazetted on 3 January 2020.
- On 19 March 2020 the JSCDL advised the EMRC that some amendments to the current Waste Local Law were required to be made. The JSCDL also requested that undertakings were to be made by the EMRC and those undertakings to be accepted by the JSCDL.
- At the meeting of Council on 21 May 2020 Council resolved to provide an undertaking to the JSCDL that the EMRC Waste Local Law would be amended in accordance with the JSCDL's recommendations and the undertakings were approved by Council.
- At the meeting of Council on 18 June 2020 Council resolved to repeal the *Eastern Metropolitan Regional Council Waste Management Facilities Local Law 2019* and to recommence the process for adopting a new Waste Local Law in accordance with the statutory process set out in section 3.12 of the Act and section 61 of the *Waste Avoidance and Resource Recovery Act 2007*.
- To facilitate this, the statutory process in accordance with section 3.12 of the Act and section 61 of the *Waste Avoidance and Resource Recovery Act 2007* is to be followed.
- The current Waste Local Law was made available to the public for review for a period of six (6) weeks (1 July to 12 August 2020) however, no submissions were received during the consultation period.
- Following the consultation period, the current Waste Local Law was submitted to the Department of Water and Environmental Regulation (DWER) for consent and a copy was also forwarded to the Minister for Local Government, Sport and Cultural Industries.
- DWER provided their consent to the Waste Local Law on 16 October 2020 and Council is now required to adopt the proposed Waste Local Law by absolute majority before publishing it in the WA Government Gazette.

Recommendation(s)

That:

1. Council, by absolute majority, in accordance with section 3.12 of the *Local Government Act 1995* and section 61 of the *Waste Avoidance and Resource Recovery Act 2007* make the *EMRC Waste Management Facilities Local Law 2020*, forming the attachment to this report.
2. Local public notice of the gazetted *EMRC Waste Management Facilities Local Law 2020* be given.
3. The *EMRC Waste Management Facilities Local Law 2020* and supporting documents be sent to the Joint Standing Committee on Delegated Legislation within 10 working days of their gazettal in the WA Government Gazette and a copy of the Waste Local Law be provided to the Minister for Local Government and the Department of Water and Environmental Regulation.

SOURCE OF REPORT

Chief Financial Officer



Item 14.9 continued

BACKGROUND

Section 3.16 of the *Local Government Act 1995* requires that all of the local laws of a local government must be reviewed within an eight (8) year period of their gazettal to determine if they should remain unchanged or be repealed or amended.

The current Waste Local Law provides for the orderly regulation of the disposal of waste and the payment of fees for that waste disposal at the Red Hill Waste Management Facility and the Hazelmere Timber Recycling Centre Hazelmere Resource Recovery Park).

The current Waste Local Law was adopted by Council at the 5 December 2019 meeting (Ref: D2019/17329). It was subsequently gazetted on 3 January 2020 with a commencement date of 17 January 2020.

The JSCDL at its committee meeting on 18 March 2020 considered the current Waste Local Law and resolved to write to the EMRC to advise that Clause 1.5 and Schedule 1 of the EMRC Waste Local Law require amendments.

At the meeting of Council on 21 May 2020 Council resolved to provide an undertaking to the JSCDL that the EMRC Waste Local Law would be amended in accordance with the JSCDL's recommendations and the approved undertakings were accepted by the JSCDL.

The law making-making process was restarted after Council resolved at its 18 June 2020 meeting (Ref: D2020/05568).

THAT:

1. *COUNCIL, BY ABSOLUTE MAJORITY IN ACCORDANCE WITH SECTION 3.16(4) OF THE LOCAL GOVERNMENT ACT 1995, DETERMINES TO REPEAL THE EASTERN METROPOLITAN REGIONAL COUNCIL WASTE MANAGEMENT FACILITIES LOCAL LAW 2019 AND RECOMMENCES THE PROCESS OF MAKING A LOCAL LAW TO REPLACE THE EASTERN METROPOLITAN REGIONAL COUNCIL WASTE MANAGEMENT FACILITIES LOCAL LAW 2019 IN ACCORDANCE WITH SECTION 3.12 OF THE LOCAL GOVERNMENT ACT 1995 AND SECTION 61 OF THE WASTE AVOIDANCE AND RESOURCE RECOVERY ACT 2007.*
2. *COUNCIL ADVERTISES THE PROPOSED EASTERN METROPOLITAN REGIONAL COUNCIL WASTE MANAGEMENT FACILITIES LOCAL LAW 2020, FORMING ATTACHMENT 1 TO THIS REPORT.*
3. *COUNCIL REQUESTS THE CHIEF EXECUTIVE OFFICER FORWARD A COPY OF THE PROPOSED EASTERN METROPOLITAN REGIONAL COUNCIL WASTE MANAGEMENT FACILITIES LOCAL LAW 2020 TO THE MINISTER FOR LOCAL GOVERNMENT, SPORT AND CULTURAL INDUSTRIES AND DIRECTOR GENERAL OF THE DEPARTMENT OF WATER AND ENVIRONMENTAL REGULATION.*
4. *THE CHIEF EXECUTIVE OFFICER PREPARE A FURTHER REPORT AT THE CONCLUSION OF THE PUBLIC ADVERTISING PERIOD TO ENABLE THE COUNCIL TO CONSIDER ANY SUBMISSIONS MADE.*

REPORT

Submissions on the proposed Waste Local Law were invited from members of the public through a public notice and an advertisement placed in the West Australian newspaper on 1 July 2020 for a six-week period closing on 12 August 2020. No submissions were received.

DWER reviewed the Waste Local Law to ensure that it complied with the requirements of the JSCDL and provided their feedback. The DWER Director General provided consent to the Waste Local Law on 16 October 2020.



Item 14.9 continued

After Council makes the *EMRC Waste Management Facilities Local Law 2020* it must be published in the WA Government Gazette. Following Gazettal, Council is to give local public notice stating the title of the adopted Waste Local Law; summarising the purpose and effect of the adopted Waste Local Law (specifying the date on which it comes into operation) and advising that copies of the adopted Waste Local Law may be inspected or obtained.

The adopted Waste Local Law must be sent to the JSCDL within 10 working days of gazettal. An Explanatory Memoranda is to be provided to the JSCDL after gazettal of the Waste Local Law.

STRATEGIC/POLICY IMPLICATIONS

Key Result Area 3 – Good Governance

3.3 To provide responsible and accountable governance and management of the EMRC

FINANCIAL IMPLICATIONS

Nil

SUSTAINABILITY IMPLICATIONS

Nil

RISK IMPLICATIONS

RISK: The existence of the <i>EMRC Waste Management Facilities Local Law 2020</i> ensures the orderly regulation of disposal of waste and payment of fees.		
Consequence	Likelihood	Rating
Moderate	Likely	High
Action/Strategy		
Council to adopt the proposed EMRC Waste Management Facilities Local Law 2020		

MEMBER COUNCIL IMPLICATIONS

Member Council	Implication Details
Town of Bassendean	} Nil
City of Bayswater	
City of Belmont	
City of Kalamunda	
Shire of Mundaring	
City of Swan	



Item 14.9 continued

ATTACHMENT

Eastern Metropolitan Regional Council Waste Management Facilities Local Law 2020 including cover letter from DWER dated 16 October 2020 (Ref: D2020/24627).

VOTING REQUIREMENT

Absolute Majority

RECOMMENDATION(S)

That:

1. Council, by absolute majority, in accordance with section 3.12 of the *Local Government Act 1995* and section 61 of the *Waste Avoidance and Resource Recovery Act 2007* make the *EMRC Waste Management Facilities Local Law 2020*, forming the attachment to this report.
2. Local public notice of the gazetted *EMRC Waste Management Facilities Local Law 2020* be given.
3. The *EMRC Waste Management Facilities Local Law 2020* and supporting documents be sent to the Joint Standing Committee on Delegated Legislation within 10 working days of their gazettal in the WA Government Gazette and a copy of the *Waste Local Law* be provided to the Minister for Local Government and the Department of Water and Environmental Regulation.

COUNCIL RESOLUTION(S)

MOVED CR

SECONDED CR



Government of **Western Australia**
Department of **Water and Environmental Regulation**

Your ref: D2020/20186
Our ref: DWERDG807/20
Enquiries: Leanne Reid, 6364 7028

Mr Marcus Geisler
Chief Executive Officer
Eastern Metropolitan Regional Council

Email: mail@emrc.org.au

Dear Mr Geisler

***EASTERN METROPOLITAN REGIONAL COUNCIL WASTE MANAGEMENT
FACILITIES LOCAL LAW 2020***

Thank you for the correspondence dated 7 September 2020 requesting consent to the Eastern Metropolitan Regional Council Waste Management Facilities Local Law 2020.

I confirm that I consent to the Eastern Metropolitan Regional Council Waste Management Facilities Local Law 2020 and accordingly have signed and enclosed two copies of the Local Law.

My decision to provide consent to the making of the Local Law is based on policy considerations and the responsibility for ensuring that the Local Law is within power rests with the Local Government.

I request that you provide the Minister for Environment, the Minister for Local Government and me with a copy of the Waste Local Law as gazetted.

Yours sincerely

Mike Rowe
DIRECTOR GENERAL

16 October 2020

Att. Eastern Metropolitan Regional Council Waste Management Facilities Local Law
2020 (2 copies)

Prime House, 8 Davidson Terrace Joondalup Western Australia 6027
Locked Bag 10 Joondalup DC WA 6919
Telephone: 08 6364 7000 Facsimile: 08 6364 7001
www.dwer.wa.gov.au

EASTERN METROPOLITAN REGIONAL COUNCIL

WASTE MANAGEMENT FACILITIES LOCAL LAW 2020

Waste Avoidance and Resource Recovery Act 2007
Local Government Act 1995

EASTERN METROPOLITAN REGIONAL COUNCIL

Waste Management Facilities Local Law 2020

CONTENTS

Part 1 - Preliminary.....	
1.1 Short title.....	
1.2 Commencement.....	
1.3 Application.....	
1.4 Repeal.....	
1.5 Meaning of terms used in this local law	
1.6 Local public notice of determinations.....	
1.7 Rates, fees and charges.....	
1.8 Power to provide waste services	
Part 2 - Operation of waste facilities.....	
2.1 Operation of this Part.....	
2.2 Hours of operation.....	
2.3 Signs and directions	
2.4 Fees and charges.....	
2.5 Depositing waste	
2.6 Prohibited activities	
Part 3 - Enforcement	
3.1 Offences and general penalty.....	
3.2 Other costs and expenses	
3.3 Prescribed offences.....	
3.4 Form of notices.....	
Schedule 1 – Prescribed offences	

Waste Avoidance and Resource Recovery Act 2007
Local Government Act 1995

EASTERN METROPOLITAN REGIONAL COUNCIL

Waste Management Facilities Local Law 2020

Under the powers conferred on it by the *Waste Avoidance and Resource Recovery Act 2007*, the *Local Government Act 1995* and under all other enabling powers, the Council of the Eastern Metropolitan Regional Council resolved on xxxxxx to make the following local law.

Part 1 - Preliminary

1.1 Short title

This is the *Eastern Metropolitan Regional Council Waste Facilities Local Law 2020*.

1.2 Commencement

This local law commences 14 days after the day on which it is published in the *Government Gazette*.

1.3 Application

This local law applies throughout the Red Hill Waste Management Facility and the Hazelmere Resource Recovery Park.

1.4 Repeal

The *Eastern Metropolitan Regional Council Waste Management Facilities Local Law 2019* published in the *Government Gazette* on 3 January 2020 is repealed.

1.5 Meaning of terms used in this local law

(1) In this local law—

authorised person means a person appointed by the regional local government under section 9.10 of the LG Act to perform any of the functions of an authorised person under this local law;

costs of the regional local government include administrative costs;

Council means the council of the regional local government;

Hazelmere Resource Recovery Park is the waste facility located on 77 Lakes Road, Hazelmere WA 6055

LG Act means the *Local Government Act 1995*;

LG Regulations means the *Local Government (Functions and General) Regulations 1996*;

local government waste has the same meaning as in the WARR Act;

Red Hill Waste Management Facility is the waste facility located at 1094 Toodyay Road, Red Hill WA 6056

regional local government means the Eastern Metropolitan Regional Council established under section 3.61 of the *Local Government Act 1995*;

specified means specified by the regional local government or an authorised person, as the case may be;

WARR Act means the *Waste Avoidance and Resource Recovery Act 2007*;

WARR Regulations means the *Waste Avoidance and Resource Recovery Regulations 2008*;

waste has the same meaning as in the WARR Act;

waste facility means a waste facility, as defined in the WARR Act, that is operated by the regional local government.

1.6 Local public notice of determinations

Where, under this local law, the regional local government has a power to determine a matter –

- (a) local public notice, under section 1.7 of the LG Act, must be given of the matter determined;
- (b) the determination becomes effective only after local public notice has been given;
- (c) the determination remains in force for the period of one year after the date that local public notice has been given under paragraph (a);
- (d) after the period referred to in paragraph (c), the determination continues in force only if, and for so long as, it is the subject of local public notice, given annually, under section 1.7 of the LG Act; and
- (e) the determination must be recorded in a publicly accessible register of determinations that must be maintained by the regional local government.

1.7 Rates, fees and charges

The regional local government's powers to impose rates, fees and charges in relation to waste services are set out in sections 66 to 68 of the WARR Act and sections 6.16 and 6.17 of the LG Act.

1.8 Power to provide waste services

The regional local government's power to provide, or enter into a contract for the provision of, waste services is dealt with in section 50 of the WARR Act.

Part 2 - Operation of waste facilities

2.1 Operation of this Part

This Part applies to a person who enters a waste facility.

2.2 Hours of operation

The regional local government may from time to time determine the hours of operation of a waste facility.

2.3 Signs and directions

- (1) The regional local government or an authorised person may regulate the use of a waste facility—
 - (a) by means of a sign; or
 - (b) by giving a direction to a person within a waste facility.
- (2) A person within a waste facility must comply with a sign or direction under subclause (1).
- (3) The regional local government or an authorised person may direct a person who commits, or is reasonably suspected by the regional local government or the authorised person of having committed, an offence under this clause to leave the waste facility immediately.
- (4) A person must comply with a direction under subclause (3).

2.4 Fees and charges

- (1) Unless subclause (3) applies, a person must, on or before entering a waste facility or on demand by the regional local government or an authorised person, pay the fee or charge as assessed by an authorised person.
- (2) An authorised person may assess the fee or charge in respect of a particular load of waste at a rate that applies to any part of that load, even if that rate is higher than the rate that would apply to any other part of the load.
- (3) Subclause (1) does not apply—
 - (a) to a person who disposes of waste in accordance with the terms of—

- (i) a credit arrangement with the regional local government; or
 - (ii) any other arrangement with the regional local government to pay the fee or charge at a different time or in a different manner; and
- (b) to the deposit of waste owned by the regional local government, or in the possession of an employee on behalf of the regional local government.

2.5 Depositing waste

- (1) A person must not deposit waste at a waste facility other than—
- (a) at a location determined by a sign and in accordance with the sign; and
 - (b) in accordance with the direction of an authorised person.
- (2) The regional local government may determine the classification of any waste that may be deposited at a waste facility.

2.6 Prohibited activities

- (1) Unless authorised by the regional local government, a person must not—
- (a) remove any waste or any other thing from a waste facility;
 - (b) deposit at a waste facility that is a landfill site any waste that is toxic, poisonous or hazardous, or the depositing of which is regulated or prohibited by any written law;
 - (c) light a fire in a waste facility;
 - (d) remove, damage or otherwise interfere with any flora in a waste facility;
 - (e) remove, injure or otherwise interfere with any fauna in a waste facility; or
 - (f) damage, deface or destroy any building, equipment, plant or property within a waste facility.
- (2) A person must not act in an abusive or threatening manner towards any person using, or engaged in the management or operation of, a waste facility.

Part 3 - Enforcement

3.1 Offences and general penalty

- (1) A person who fails to do anything required or directed to be done under this local law, or who does anything which under this local law a person is prohibited from doing, commits an offence.
- (2) A person who commits an offence under this local law is liable, on conviction, to a penalty not exceeding \$5,000, and if the offence is of a continuing nature, to a further penalty not exceeding \$500 in respect of each day or part of a day during which the offence has continued.

3.2 Other costs and expenses

- (1) A person who is convicted of an offence under this local law is to be liable, in addition to any penalty imposed under clause 3.1, to pay to the regional local government the costs and expenses incurred by the regional local government in taking remedial action such as—
 - (a) removing and lawfully disposing of toxic, hazardous or poisonous waste; or
 - (b) making good any damage caused to a waste facility.
- (2) The costs and expenses incurred by the regional local government are to be recoverable, as a debt due to the regional local government, in a court of competent civil jurisdiction.

3.3 Prescribed offences

- (1) An offence against a clause specified in Schedule 1 is a prescribed offence for the purposes of section 9.16(1) of the LG Act.
- (2) The amount of the modified penalty for a prescribed offence is that specified adjacent to the clause in Schedule 1.

3.4 Form of notices

- (1) Where a vehicle is involved in the commission of an offence, the form of the notice referred to in section 9.13 of the LG Act is that of Form 1 in Schedule 1 of the LG Regulations.
- (2) The form of the infringement notice given under section 9.16 of the LG Act is that of Form 2 in Schedule 1 of the LG Regulations.
- (3) The form of the infringement withdrawal notice given under section 9.20 of the LG Act is that of Form 3 in Schedule 1 of the LG Regulations.

Schedule 1 - Prescribed offences

[3.3]

Item No.	Clause No.	Description	Modified Penalty
1	2.3(2)	Failing to comply with a sign or direction	\$500
2	2.3(4)	Failing to comply with a direction to leave	\$500
3	2.4(1)	Disposing waste without payment of fee or charge	\$500
4	2.5(1)	Depositing waste contrary to sign or direction	\$500
5	2.6(1)(a)	Removing waste without authority in a waste facility	\$250
6	2.6(1)(b)	Depositing toxic, poisonous or hazardous waste at a waste facility	\$500
7	2.6(1)(c)	Lighting a fire in a waste facility	\$300
8	2.6(1)(d)	Removing or interfering with any flora in a waste facility	\$300
9	2.6(1)(e)	Removing or interfering with any fauna without approval in a waste facility	\$300
10	2.6(1)(f)	Damaging, defacing or destroying any building, equipment, plant or property within a waste facility	\$500
11	2.6(2)	Acting in an abusive or threatening manner	\$300

The Common Seal of the Eastern Metropolitan Regional Council was affixed by authority of a resolution of the Council in the presence of –

Cr JAI WILSON, Chairperson.
Mr MARCUS GEISLER, Chief Executive Officer.

Consented to –



Mr MIKE ROWE, Director General
Department of Water and Environmental Regulation.

Dated 16 of October 2020



14.10 SUSTAINABILITY TEAM PROJECTS PROPOSAL 2021/2022

REFERENCE: D2020/25406

PURPOSE OF REPORT

The purpose of this report is to provide Council with the Sustainability Team Projects Proposal 2021/2022 for noting.

KEY POINTS AND RECOMMENDATION(S)

- The Sustainability Team Projects Proposal for 2021/2022 has been developed and is attached for Council's consideration.
- Regional strategies including advocacy, economic development, integrated transport and the environment assist in guiding delivery of the Sustainability Team's programs and projects to participating member Councils.
- The programs/projects and associated financial commitments have been prepared for member Councils' consideration.
- It is proposed that commencing in 2021/2022 the Sustainability Team will focus its efforts on a regional scale to progress a Net Zero Cities (Region) 2040 or 2050 depending on the will of member Councils.
- Net Zero will be the overarching theme for existing programs/projects such as Achieving Carbon Emissions Reduction (ACER); Water and Energy programs, Building Benchmarking; Future Proofing and new initiatives such as LED Street lights conversions and other supported initiatives.
- The following regional programs/projects will continue for 2021/2022:
 - Integrated transport projects, with a particular emphasis on road safety and congestion;
 - Economic development related projects;
 - Regional events and Advocacy;
 - Eastern Region Catchment Management Program; and
 - Final Stage 4 of the Flood Study - Managing Flood Risk.
- The EMRC Regional Development Reserve currently totalled at \$322,511, will be utilised to fund Net Zero initiatives as agreed to by member Councils.
- State and federal government and other stakeholder funding will also continue to be sought to help fund and guide future delivery of key infrastructure projects in the region.

Recommendation

That Council:

1. Notes the programs/projects and funding commitments outlined in the Sustainability Team Projects Proposal 2021/2022, forming the attachment to this report, which will form the basis of discussion with member Council CEOs; and
2. Acknowledges that any new Net Zero program will be part funded from the Regional Development Reserve fund (currently totalling \$322,511) in 2021/2022, which will be the subject of a future report to Council in 2021.

SOURCE OF REPORT

Chief Sustainability Officer



Item 14.10 continued

BACKGROUND

The Regional Services Directorate delivers regionally focused projects to member Councils in the areas of environment and sustainability, economic development (including event related programs) and integrated transport. The EMRC also advocates on behalf of the Region in accordance with the Regional Advocacy Strategy and in accordance with Council decisions. The programs/projects have varied in response to the needs of member Councils and emerging regional issues that are deemed appropriate to be dealt with on a regional scale.

Delivery of services is driven through an annual process aligned with business planning and budget cycles of the EMRC and its member Councils.

The regional programs/projects currently being delivered in 2020/2021 include:

- Integrated Transport Strategy related projects (RITS);
- Economic Development Strategy (REDS) related projects;
- Events (Avon Descent was put on hold due to COVID 19);
- Environment Strategy related projects;
- Eastern Region Catchment Management Program;
- Regional Advocacy;
- Building Benchmarking Efficiencies;
- Water Quality and Conservation program; and
- Achieving Carbon Emissions Reduction (ACER).

The Sustainability Team coordinates, facilitates and jointly funds regionally significant projects that improve social, economic and environmental outcomes for Perth's Eastern Region, which are also consistent with the EMRC's 10 Year Strategic Plan 2017 to 2027 adopted by Council at its meeting of 18 August 2016 (Ref: D2016/10193) and which took effect from 1 July 2017.

The current strategies outlined below have assisted to guide project delivery across the region:

- Regional Advocacy Strategy 2016 – 2020;
- Regional Environment Strategy 2016 – 2020;
- Regional Economic Development Strategy 2017 – 2021; and
- Regional Integrated Transport Strategy 2017 – 2021.

During 2021 these strategies will be merged into one overarching EMRC Strategy that covers the entire business.

REPORT

The Sustainability Team Projects Proposal 2021/2022 demonstrates continued delivery of current programs/projects and proposed delivery of new programs for 2021/2022. Agreed programs/projects are funded via a mix of funding from the EMRC, participating member Councils and grant funding, where possible and the Net Zero program will be part funded from the Regional Development Reserve, once authorised.

Program/project delivery is managed by the EMRC in collaboration with participating member Councils.



Item 14.10 continued

Table 1 below depicts the level of funding required from participating member Councils to deliver the Sustainability Team Projects Proposal 2021/2022 outlined in Attachment 1 (Ref: D2020/25616).

Table 1 – Sustainability Team Projects Proposal 2021/2022

SUSTAINABILITY PROGRAMS/PROJECTS 2021/22 (all figures ex GST)						
PROGRAM	Bassendean	Belmont	Mundaring	Swan	Bayswater	Kalamunda
Proposed new Net Zero Cities Program (complimentary or discounted for ACER and partial cost of Transport)	0	0	0	15,000	9,000	15,000
• ACER - Energy Data Management	4,090	4,090	4,090	x	x	x
• ACER – Climate Energy and Emissions Actions	7,989	x	6,411	x	x	x
• Future BBE– to be incorporated into ACER or proposed Net Zero Cities Initiative	-	-	-	-	-	-
• Regional Integrated Transport projects relevant to Net Zero	3,000	5,000	5,000	x	6,000	x
WQCP - Water Data Management	4,090	4,090	4,090	x	x	x
WQCP – Water Conservation Action Plans	6,798	x	7,216	8,981	x	x
WQCP – Waterwise Council Accreditation	7,010	0	7,010	7,010	x	x
Flood Risk - Community Awareness (Final stage of flood study)	2,000	2,000	x	2,000	2,000	x
(New) Regional Mapping proposal	tbc	tbc	tbc	tbc	tbc	tbc
Regional Integrated Transport – Road safety, research, congestion,	3,359	5,818	5,076	x	6,800	x
Regional Economic Development	9,102	14,042	13,219	x	x	x
Regional Events Program (Avon Descent)	2,204	3,782	x	7,734	4,448	x
Eastern Region Catchment Management Program (ERCMP)	x	x	45,226	45,226	x	x
Bush Skills 4 Youth	x	7,000	Included in above	Included in above	x	x
Regional Advisory Groups*	*	*	*	*	*	*
Regional Advocacy*	*	*	*	*	*	*
Regional Youth initiatives*	*	*	*	*	*	*
TOTAL MEMBER COUNCIL PROPOSED CONTRIBUTIONS 2021/2022	\$49,642	\$45,822	\$97,338	\$85,951	\$28,248	\$15,000

Member Councils indicative support is requested for the programs/projects and associated financial contributions as outlined in the Sustainability Team Projects Proposal for the 2021/2022 financial year. The programs/projects and associated funding commitments are finalised after consultation with member Council CEOs.



Item 14.10 continued

STRATEGIC/POLICY IMPLICATIONS

Key Result Area 1 – Environmental Sustainability

- 1.5 To contribute towards improved regional air, water & land quality, regional biodiversity conservation and address climate change

Key Result Area 2 – Economic Development

- 2.1 To facilitate and advocate for increased investment in regional infrastructure
- 2.2 To facilitate and advocate for regional economic development activities
- 2.3 To facilitate regional cultural and recreational activities

Key Result Area 3 – Good Governance

- 3.1 To provide advice and advocacy on issues affecting Perth's Eastern Region
- 3.2 To manage partnerships and relationships with stakeholders

FINANCIAL IMPLICATIONS

The funding to facilitate the Sustainability Teams projects and services is developed and agreed with member Councils as part of the annual budget process.

SUSTAINABILITY IMPLICATIONS

The Sustainability Team operates to pursue environmental, economic and social outcomes for Perth's Eastern Region. In pursuit of these objectives, sustainability considerations are also integrated wherever possible in all activities undertaken by the directorate.

RISK IMPLICATIONS

RISK: Reduced Grant Funding and a Lack of Interest from Member Councils in Sustainability Programs		
Consequence	Likelihood	Rating
Moderate	Likely	High
Action/Strategy		
EMRC to actively pursue grant funding opportunities and to liaise with member Councils to ensure maximum participation.		

MEMBER COUNCIL IMPLICATIONS

Member Council

Implication Details

Town of Bassendean
City of Bayswater
City of Belmont
City of Kalamunda
Shire of Mundaring
City of Swan



Participating member Councils officers' time may be required when liaising with the EMRC on specific projects delivered by the Sustainability Team



Item 14.10 continued

ATTACHMENT(S)

Sustainability Team Projects Proposal 2021/2022 (Ref: D2020/25616)

VOTING REQUIREMENT

Simple Majority

RECOMMENDATION(S)

That Council:

1. Notes the programs/projects and funding commitments outlined in the Sustainability Team Projects Proposal 2021/2022, forming the attachment to this report, which will form the basis of discussion with member Council CEOs; and
2. Acknowledges that any new Net Zero program will be part funded from the Regional Development Reserve fund (currently totalling \$322,511) in 2021/2022, which will be the subject of a future report to Council in 2021.

COUNCIL RESOLUTION(S)

MOVED CR

SECONDED CR

EASTERN METROPOLITAN REGIONAL COUNCIL

Sustainability Team Projects Proposal 2021/2022



Eastern Metropolitan Regional Council
226 Great Eastern Highway, Ascot WA 6104
PO Box 234, Belmont WA 6984
T (08) 9424 2222
E mail@emrc.org.au
www.emrc.org.au

CONTENTS

Document Control.....	2
Introduction	3
Sustainability Team	3
Strategic Context.....	3
Sustainable Development Goals (SDGs)	3
Sustainability Team Projects Proposal.....	3
Funding according to previous Council decisions	4
Benefits and Approach	4
Advocacy Projects Support Our Member Councils	4
Regional Approach.....	4
Complimentary Services	4
Regional Advocacy	5
Urban Environment Programs 2021/2022.....	6
Net Zero Cities (Region) 2040 or 2050 Program	6
Programs to come under Net Zero Cities (Region) 2040 or 2050 Program.....	7
Achieving Carbon Emission Reduction Program	7
Regional Integrated Transport Program (Portion Of)	7
Benchmarking Building Efficiency Project (BBE)	7
Urban Environment Programs 2021/22 (Not Part of Net Zero Cities (Region) 2040 or 2050.....	7
Regional Integrated Transport Program (portion of)	7
Water Quality and Conservation Project (WQCP).....	8
Regional Economic Development Program	8
Natural Environment Programs	9
Eastern Region Catchment Management Program	9
Bush Skills 4 Youth (BS4Y) Program.....	10
Proposed Final Stage Of The Flood Study – Flood Risk Community Awareness	10
Proposed New Regional Mapping Project.....	11
Sustainability Team Projects Proposal Funding Summary 2021/2022	13
Withdrawal from Program	18
Appendix 1 Sustainability Team Structure 2020	19
Reviewed	October/November 2020
Adoption	TBC
Business Unit.....	Sustainability

Tables

No table of figures entries found.

Figures

Figure 1: Sustainability Team Structure 2020/21.....	19
--	----

Document Control

Version	Date	Changes	Author	Review
Rev A	12/10/2020	Revision 1	NET and UET Officers	Chief Sustainability Officer
Rev B				

Introduction

This Sustainability Team Projects Proposal 2021/2022 comprises urban and natural environmental services and programs and also notes participation in regional advocacy campaigns.

Sustainability Team

The Sustainability Team (formerly Regional Services Directorate) comprises of the Urban Environment and Natural Environment Teams. The Urban Environment Team delivers sustainability services associated with the urban environment including carbon emissions, water conservation, energy efficiency, future proofing, economic development and integrated transport. The Natural Environment Team provides sustainability services within the natural environment by supporting volunteers and the communities within the region to restore degraded land, deliver educational workshops, implement natural resource grant funded projects and generate partnerships to deliver environmental outcomes.

Strategic Context

The Sustainability Team work to deliver the objectives within EMRC Strategies. These strategies are being consolidated into one overarching Sustainability Strategy which will be accompanied by associated action plans:

- Energy & Water Action Plans
- Integrated Transport Action Plan
- Economic Development Action Plan
- Environmental Action Plans

These are in line with the following objectives of the EMRC's 10 Year Strategic Plan 2017 to 2027:

- 1.5 To contribute towards improved regional air, water and land quality and regional biodiversity conservation and to address climate change issues within the Region;
- 2.1 To facilitate and advocate for increased investment in regional infrastructure;
- 2.2 To facilitate and advocate for regional economic development activities;
- 3.1 To provide advice and advocacy on issues affecting Perth's Eastern Region; and
- 3.2 To manage partnerships and relationships with stakeholders.

These objectives are embedded in the annual EMRC Corporate Business Plan, with associated costs included in the budget. These objectives are also aligned with the global Sustainable Development Goals (SDG) framework, enabling the EMRC and its member Councils to collaboratively progress regional sustainability that is regionally, nationally and globally aligned, where possible.

Sustainable Development Goals (SDGs)

The Strategy and Action Plans are underpinned by the United Nations Sustainable Development Goals Framework including targets and indicators for achieving excellence in sustainable development. The EMRC has embedded these goals within our strategies to drive innovation within actions on behalf of our member councils. The EMRC in partnership with member Councils, is one of the first organisations in Australia to progress regional environmental management under the United Nations Agenda 2030 Sustainable Development Goals (SDGs) framework. The relevant SDGs include:

- SDG 3: Ensuring healthy lives and promoting well-being at all ages is essential to sustainable development.
- SDG 4: Ensure inclusive and equitable quality education and promote lifelong learning opportunities for all.
- SDG 6: Ensure availability and sustainable management of water and sanitation for all.
- SDG 7: Ensure access to affordable, reliable, sustainable and modern energy for all.
- SDG 8: Sustained and inclusive economic growth that can drive progress, create decent jobs for all and improve living standards.
- SDG 9: Industries, Innovation and Infrastructure - Build resilient infrastructure, promote sustainable industrialisation and foster innovation.
- SDG 11: Make cities and human settlements inclusive, safe, resilient and sustainable.
- SDG 12: Ensure sustainable consumption and production patterns.
- SDG 15: Protect, restore and promote sustainable use of terrestrial ecosystem, sustainably manage forests, combat desertification, and halt and reverse land degradation and halt biodiversity loss.
- SDG 13: Take urgent actions to combat climate change and its impacts.
- SDG 17: Partnerships for the Goals – Revitalize the global partnership for sustainable development.

Sustainability Team Projects Proposal

The participating member Council contributions for the delivery of each program have not been increased for 2021/2022, due to the impacts associated with COVID19.

Contributions for the ongoing Sustainability Programs have been based on the previously agreed 'business as usual' funding model split into different modules, with the addition of proposed regional-scale fixed-length 'fee for service' projects to add value to existing services and meet identified priorities.

A new Net Zero Cities (Region) 2040 or 2050 Program is being planned for 2021/2022 and beyond, to commence our journey as a Region towards Net Zero encompassing both Council and Community perspectives. Existing programs or projects that logically fit under a Net Zero concept will be moved under this program.

Funding according to previous Council decisions

Funding contributions associated with the Regional Development projects have continued to be calculated according to a historic decision of Council, whereby Regional Development projects were based on a one third; contribution, with one third of the contributions distributed equally, one third apportioned according to member Councils' population and one third apportioned according to member Councils' rate income.

Council, at its meeting of 18 October 2018 resolved as follows:

"THAT COUNCIL SUPPORTS THE CONTINUATION OF THE EXISTING REGIONAL DEVELOPMENT FUNDING MODEL TO DELIVER REGIONAL DEVELOPMENT PROGRAMS TO MEMBER COUNCILS FOR THE PERIOD 1 JULY TO 30 JUNE 2020."

Council at its meeting of 5 December 2019, resolved as follows:

"THAT COUNCIL NOTES THE PROGRAMS/PROJECTS AND FUNDING COMMITMENTS OUTLINED IN THE REGIONAL SERVICES PROJECT FUNDING SUMMARY FOR 2020/2021, FORMING THE ATTACHMENT TO THIS REPORT, WHICH WILL FORM THE BASIS OF DISCUSSION WITH MEMBER COUNCIL CEOS."

Given that the strategic review of the EMRC is currently underway it would seem premature to make any holistic changes to the current delivery of the Sustainability Team (former Regional Development and Environment) projects until the review is concluded and the future direction of EMRC programs and service delivery has been determined by Council.

Benefits and Approach

Advocacy Projects Support Our Member Councils

Member Councils are included in regional advocacy campaigns as and when they occur. This may require providing information or making officers available to attend meetings, events or other advocacy activities. Elected members also have a critical role to play in regional advocacy which may require them to attend events and delegations and to advocate on key regional issues needing to be addressed.

Regional Approach

Participating member Councils will benefit through the alignment of regional priorities and local area priorities to deliver outcomes that support industry investment, advocate for regional priorities and promote the Region as a whole.

The regional support provided by the Urban and Natural Environment Programs will not duplicate existing activities but act as "enablers" that will add value to member Councils' own initiatives. The EMRC's strategies complement local priorities of member Councils in order to maximise, leverage and make effective use of collective resources, based on economies of scale and having a regional voice.

The inclusion of a new Net Zero Cities (Region) 2040 or 2050 will become the new 'Flagship' program in the Sustainability Team and any existing programs or projects that have the capacity to contribute towards Net Zero will be moved under this new Program.

The EMRC acknowledges that member Councils have built considerable environmental knowledge and skills over the last decade and understands that its role is changing and diversifying from mainly delivering programs and projects to offering more coordination and technical support; providing knowledge and innovation; and adding value to the skills that already exist within member Councils, the community and other key stakeholders.

Complimentary Services

Being part of the EMRC provides many benefits including a range of complimentary services to foster networking, information sharing and support youth and cultural growth within the region.

The EMRC provides complimentary youth advocacy and youth events to ensure that young people are able to access services and support and learn about environmental and sustainability issues.

Networking and knowledge sharing are key to building sustainable projects and relationships within the region. The EMRC offers complimentary quarterly and bimonthly forums for various areas of sustainability across the region. At these forums member Council representatives have the opportunity to share information across the region, hear presentations by key speakers in sustainable development, transport, natural areas and waste management.

Table 1 below lists the various EMRC Advisory Groups to which member Council representation is encouraged as is key stakeholder representation.

Programs/Projects	Complimentary Sustainability Advisory Group
Net Zero Action Group (New - Proposed)	<i>Comprising of Directors/ Officers from participating member Councils and including key stakeholders within LG, State Government, Industry and Expert Consultants as required. This group will aim to identify, develop and coordinate regional or local Net Zero Projects to assist member Councils to achieve Targets set for 100% Renewables and Net Zero Emissions for the Region by 2040 or 2050.</i>
Regional Integrated Transport Advisory Group (formerly known as RITS IAG)	<i>Comprising Directors/Officers from participating member Councils, Department of Transport, Department of Planning, Lands and Heritage, Road Safety Commission, Main Roads WA, Public Transport Authority, Western Roads Federation, WALGA, RAC, Westcycle, Perth Airport Pty Ltd, and the Freight and Logistics Council</i> <i>This group aims to report back on agreed Regional Integrated Transport Actions and Initiatives, to facilitate knowledge sharing, networking and connectedness within Transport practitioners and to advocate for regional transport related issues within the Region.</i>
Regional Economic Development Officer Group	<i>Comprising Directors/Officers from participating member Councils. This group aims to report back on agreed Sustainable Economic Development Actions and Initiatives and to facilitate knowledge sharing, networking and connectedness within Economic development practitioners within the Region.</i>
Regional Events Project Team	<i>Comprising Events, Recreation and Marketing Officers from participating member Councils, non-member Councils and participating organisations.</i> <i>Online portal that promotes events, themed under the 'seasons' e.g. Hello Spring.</i>
Waste Education Steering Group	<i>Comprising relevant member Councils and EMRC personnel.</i>

Regional Advocacy

The Regional Advocacy Strategy 2016 - 2020 (which will be merged into the new overarching Sustainability Strategy 2021 and beyond) outlines key components that will be used to develop advocacy campaigns, and identifies the focus areas to address advocacy priorities. The priority areas and corresponding areas of focus are shown in the table below:

Advocacy Priorities	Areas of Focus
Regional Waste Management Priorities	<ul style="list-style-type: none"> ➤ Waste reduction and resource recovery ➤ Environmentally sustainable solutions ➤ Capacity for the future
Regional Environmental Priorities	<ul style="list-style-type: none"> ➤ Swan and Helena Rivers ➤ Natural resource management ➤ Environmentally sustainable solutions ➤ Climate change
Regional Economic Development Priorities	<ul style="list-style-type: none"> ➤ Business growth, investment and innovation ➤ Infrastructure to support strategic centres and population growth ➤ Maximise infrastructure benefits
Regional Integrated Transport Priorities	<ul style="list-style-type: none"> ➤ Safety ➤ Increase and maximise benefits of infrastructure and services ➤ Behaviour change ➤ Research and Innovation

To date the Regional Advocacy Program has sought to build capacity within the EMRC and its member Councils to attract an increased share of benefits and services to Perth's Eastern Region through a framework that delivers effective regional advocacy campaigns. Major advocacy campaigns for 2021/2022 will continue to include unfunded projects from the "Connect Perth's East" City Deal proposal and will also include, but not necessarily be limited to; infrastructure projects, environmental, resource recovery and community initiatives and projects/programs/services that align with Net Zero Cities Region) 2040 or 2050.

Examples of potential projects to be advocated for, on a regional scale, include, but are not necessarily limited to:

- Streetlighting LED conversions
- Great Eastern Highway Upgrade
- Perth Adelaide National Highway
- Midland Freight Rail Realignment
- Electric/Hydrogen Highway
- Green power purchase agreements

Urban Environment Programs 2021/2022

The EMRC is committed to delivering the following projects aligned with the new Sustainability Strategy in the 2021/22 period. The programs offered are split into modules, with some modules fitting under a proposed new Net Zero Cities (Region) Program and then remainder sitting outside this program to allow for maximum flexibility and participation.

Net Zero Cities (Region) 2040 or 2050 Program

The West Australian State Government has committed to working with all sectors of the WA economy to achieve net zero greenhouse gas emissions by 2050. Some local governments have acknowledged WA is in a climate emergency, and urgent action is needed by all levels of government to meet Australia's Paris Commitments and address aspects of climate change. The EMRC supports these commitments and aims to assist member Councils to develop road maps and implementation planning, trial new technologies to contribute toward meeting agreed commitments, develop projects to achieve targets and provide funding to trial innovative approaches or develop pilot projects in consultation with member Councils.

- Module 1a - Development of a Net Zero Tracker on a regional level, broken down into each participating council, to evaluate how aligned the regional and each council is with the Net Zero 2050 goal. The document will be a high level and councils will be evaluated in term of their current commitment/ targets for emission reduction and any activities under; Energy conservation, renewable energy, fuel switching and non-energy emission.
(METHODOLOGY <https://www.climateworksaustralia.org/methodology/>)
- Future Year 2022/23, development of future projects or action plan/road map for participating councils to be funding via co-contributions, Regional Development Reserve Funds and/or possible grant funding. The EMRC will assess identified projects specific to the Net Zero Tracker and in conjunction with member councils assist in sourcing funds externally via grants or in partnership with EMRC. EMRC funding may function as a contribution to member Councils (criteria to be outlined early 2021).

Net Zero trial or pilot projects could include, but not necessarily be limited to some of the following:

- Regional-scale building energy efficiency retrofits
- LED street lighting, park and carpark floodlighting conversions
- Power Purchase Agreements for green power
- Hydrogen & Electric Highway
- Electric Fleet and charging stations
- Community e-vehicle charging stations
- Urban Heat Island mitigation, Urban Forest and Regional Mapping
- Solar (and possibly Wind) Farm – Red Hill
- Energy Storage
- Your Move (Metronet public transport campaign) program

Any trial or pilot projects would be conducted in consultation with member Councils to gauge interest and the requirements needed to progress with any trials or projects. The Regional Development Reserve Fund could be allocated towards developing and achieving Net Zero projects and outcomes and this will be the subject of a future Council Report in 2021. Net Zero is also very applicable to EMRC's current and future waste management and resource recovery initiatives.

Programs to come under Net Zero Cities (Region) 2040 or 2050 Program

Achieving Carbon Emission Reduction Program

The Achieving Carbon Emissions Reduction (ACER) program was developed in 2009 by the EMRC in collaboration with its six-member councils to replace the former ICLEI Cities for Climate Protection (CCP) Program. The EMRC and its member councils agreed that it was necessary to continue to monitor and mitigate their emissions as well as to educate the community. The ACER program is governed by a carbon management framework that encompasses a cyclic process of continued monitoring, review and improvement.

- Module 1a Subscription to develop Net Zero Cities initiative (complimentary for member Councils participating in ACER and a portion of member Council's contribution toward Regional Integrated Transport – splitting out the transport components that are relevant to Net Zero.
- Module 1b Energy Data analysis, visualisation & reporting – provides energy and emission data reports and provides support for data management platforms as required.
- Module 1c Climate Energy and Emissions Action Planning provides technical support to progress strategies, plans and actions to meet emissions reduction targets as well as supporting participation in the Cities Power Partnership. Energy Data provides management of the Azility platform, data analysis and reporting.

Regional Integrated Transport Program (Portion Of)

Module 2a - Aspects of the Regional Congestion Management Action Plan to increase efficiency in the eastern region's transport network together with, freight management and efficiencies and also behaviour change initiatives that lead to traffic reduction will come under Net Zero. Other aspects of Transport that will also feature under Net Zero include but are not necessarily be limited to; research on the Electric Hydrogen Highway, electric fleet, electric charging stations.

Benchmarking Building Efficiency Project (BBE)

Module 3 - The Benchmarking Building Efficiency (BBE) project expanded on work completed under the ACER program by assessing and documenting facility energy performance against existing national standards (such as NABERS and Section J Energy Efficiency of the National Construction Code) for selected facilities in participating member Councils.

In recent years, member Councils have been proactive implementing energy efficiency initiatives and many have completed identifiable actions such as retrofitting LED lighting, installing solar PV systems and upgrading air conditioning. However, member Councils have identified knowledge gaps in terms of cost benefit analysis of initiatives, assessing building efficiency performance, and identifying and understanding key performance indicators for different facility types.

The BBE project provided comparable benchmarks for buildings with similar functions and recommendations for energy efficiency initiatives, retrofits and investments.

BBE was a two-year project which running during 2019/20 and 2020/21. Phases completed in 2019/20 include developing a building inventory with facility types, prioritising buildings for auditing, determining benchmarking targets, completing building energy audits based on AS/NZ 3598.1:2014 and the benchmarking this data. The second phase of the project will be completed in 2020/21, including completion of building energy audit reports encompassing energy efficiency recommendations (including cost benefit analysis), and regional building benchmarking by agreed facility types.

The BBE project's outputs support participating councils to continue implementing energy efficiency initiatives for their facilities with robust facility and regional scale building energy information. The EMRC can assist or lead projects locally and regionally, either under ACER or a proposed new Net Zero Cities Program. These projects may include community awareness and education, feasibility studies, business case preparation, updating policies and procedures and facilitating a sustainability supplier and service providers expo.

Urban Environment Programs 2021/22 (Not Part of Net Zero Cities (Region) 2040 or 2050

Regional Integrated Transport Program (portion of)

The EMRC Sustainability Strategy aims to advocate for and support the development of a safe, efficient and well connected transport system that supports and enhances the region's economic, social and environmental well-being. An Integrated Transport Action Plan that underpins the strategy will be guided by priority areas and would work with stakeholders collaboratively to service the region's passenger and freight demands.

The EMRC works to facilitate integrated transport planning initiatives to provide an efficient, safe and integrated regional transport network and delivers a number of initiatives to support this goal. The provision of an efficient and safe transport network in Perth's Eastern Region is a critical issue for both local and state government, particularly with the predicted population and transport growth for Perth in the future

In 2019/2020, the EMRC delivered a number of key initiatives in the areas of road safety, public transport and active transport. The Regional Road Safety Plan was developed in 2019 to cater to the safety needs of the region and recommendations from the plan are being implemented. This work also includes the Share the Space campaign that generated awareness on using shared spaces safely. During 2020 the 'No matter the case- share the space' campaign was delivered with a focus on differently abled persons sharing active transport spaces.

In order to deliver integrated transport initiatives successfully, the EMRC developed the Regional Integrated Transport Strategy Implementation Advisory Group (RITS IAG) in 2008. RITS IAG is a stakeholder and networking group that collaboratively reviews and approves programs and shares valuable transport information for the Eastern Region. This group includes representatives from the EMRC, member Councils, Department of Transport, Department of Lands, Planning and Heritage, Public Transport Authority, Main Roads WA, WALGA, Road Safety Commission, RAC, Western Roads Federation, Westcycle, Perth Airport Pty Ltd and the Freight and Logistics Council. The former wordy title (RITS IAG) is being reduced down to the Regional Integration Transport Advisory Group (RITAG).

- **Module 2b** This module comprises complimentary membership of the Regional Integrated Transport Advisory Group to ensure regional networking is effective across the region and that there is an effective forum for knowledge sharing for all key stakeholders with an interest in transport. The RITAG Agenda will include status reporting on the development and progress of projects and associated actions in the region, where relevant. This module also includes an ongoing advocacy component including advocating for infrastructure projects (not yet funded) that formed part of the former Connect Perth's East" City Deal, proposal.
- **Module 2c** Invigorates and drives Active/Public Transport Promotion within the region by re-engaging the Your Move and other programs, including Bike Week. It also covers off on road safety for the region and includes the tracking and update of actions within the Congestion Management Plan and Regional Road Safety Plan. This module also updates the annual Regional Transport Report Card to provide valuable information regarding how our region travels and it also aligns with Safe Systems and includes the development of a Safe Systems guideline and relevant projects in consultation with member Councils.

Water Quality and Conservation Project (WQCP)

The Water Quality and Conservation Program (WQCP) have been developed to provide a structured approach for local governments in Perth's Eastern Region to continue to be leaders in water management. The WQCP develops opportunities to improve water efficiency and water quality to ensure a sustainable water future for the council, and their environment. The WQCP will build on past achievements to continually improve water management practices and will assist council in achieving recognition for Water Corporation's waterwise council program

- **Module 4a** Water data analysis, visualisation & reporting - provides water data reporting and provides other support through the Azility platform as required.
- **Module 4b** Waterwise Council Action Plan (WCAP) provides technical support to progress strategies, plans and actions to meet water conservation goals as well as supporting integration of the Water Sensitive Cities Index framework into strategies and plans.
- **Module 4c** Waterwise Council Certification supports participation, reporting and recognition in Water Corporation's Waterwise Council Program.

Regional Economic Development Program

The EMRC and its participating member Councils are working together to achieve and address future Economic Development opportunities for the Region, its residents, local businesses and communities. A range of activities are undertaken to enable business and industry growth, education and employment opportunities and maximise infrastructure benefits to meet the needs of the Region and support economic development.

The EMRC has supported member Councils and key industry stakeholders to achieve regional economic development outcomes since 1998, the establishment of the Economic Development Officers Group (EDOG) in 2007 added value towards developing economic goals in the Region and creating a regional networking opportunity. Regional economic development activities undertaken by the EMRC that address barriers to business, industry growth, investment and capitalising on future opportunities as agreed to by member Councils form part of the overall EDOG Agenda.

In addition, this program delivers a regional events package to improve lifestyle, increase liveability and resilience in the Region while raising awareness and capability of small business within the Region.

- **Module 5a** This module comprises complimentary membership of the Regional Economic Development Officer Group to ensure regional networking is effective across the Region and provides an effective forum for knowledge sharing.
- **Module 5b** Covers the delivery of actions and initiatives identified as part of the Regional Economic Development Action Plan. It also includes:
 - ✚ Access to EMRC subscriptions to REMPLAN and id. profile, area-specific data and modelling software programs, for use in economic development and planning. The EMRC subscription with REMPLAN affords member Councils' significant discounts if they choose to subscribe. Equally, member Councils can choose to simply utilise REMPLAN through the EMRC's membership. Ongoing software training will continue to be coordinated by the EMRC to provide member Councils access to economic and socio-demographic profiling data relating to Perth's Eastern Region.
 - ✚ Business Investment and Development aims to attract appropriate businesses and investment and promote and support businesses within the Region. The attraction of new business and investment includes the promotion of the Business Investment and Attractions Prospectus & the Council Specific Sustainable Economic Development Report Cards.
 - ✚ Existing businesses are supported through the promotion of winners of the Business Exemplar Awards within the Region (via promotion through the Regions Business Support Services and professional media releases).
 - ✚ Existing businesses are supported through the delivery of educational forums and events to build digital technology capacity within small business (e.g. Digital Marketing Training).
 - ✚ Youth Advocacy, facilitate networking opportunities for the Regions Youth and focus on regional opportunities in research, advocacy, forums, grant funding and collaborative projects.
- **Module 5c** The EMRC supports Regional Events by pooling resources to provide collaborative promotion and through securing and administering regional event funding. The EMRC will continue promotion of regional events (promotion of Autumn/Spring events as well as online event campaigns) and hosting a platform for member Councils to register their own events via Perth Eastern Region website, co-ordination of regional funding of Avon Descent Family Fun Days.

Natural Environment Programs

The EMRC is committed to delivering the following projects aligned with the Sustainability Strategy in the 2021/22 period. The Natural Environment Program is broken down into modules to suit the needs of member Councils.

Eastern Region Catchment Management Program

- Module 6a** The ERCMP is a partnership program with the Shire of Mundaring and the City of Swan, DBCA and the EMRC. It is an integral component of a combined landcare and bushcare structure that supports one of the largest community networks in Australia. Implementation of the ERCMP aims to protect and enhance the land, water and biodiversity assets and support the Eastern Landcare Volunteer Network in the Perth's Eastern Region. This is a cross -regional catchment management program delivered by the EMRC to support priorities identified by the EMRC, member Councils, DBCA and the regions landcare volunteers.

The ERCMP continues to focus on providing technical, organisational, on ground and project management support to Catchment Groups, the community and private landholders, local government and the region as a whole, through projects, grants, educational workshops and more. Annual program deliverables include:

- Regular updates regarding activities to the community and stakeholders via up to 6 Greenpage newsletters annually.
- Providing support to Catchment Groups and volunteers through Natural Environment Officer attendance at Catchment Group meetings across the region.
- Attendance at Catchment Group and community events.
- Provision of technical advice.
- Assistance with grant funding applications and implementation.
- Providing education opportunities for the community through the Bush Skills for the Hills program comprised of up to 10 workshops across and the community within the region, with assistance from member Councils.
- Providing direct NRM support to the SoM and the community via Natural Environmental Officer time in Shire offices (weekly Council days).
- Supporting member Councils across the region through access to technical advice and advocacy via grant funding applications on behalf of the member Councils and associated Friends Groups.

Bush Skills 4 Youth (BS4Y) Program

Module 6b The Bush Skills 4 Youth (BS4Y) Project delivers specifically designed nature-based workshops to schools, community groups and organisations based on needs and interest. BS4Y supports and collaborates with The City of Belmont Youth and Environment Officers to deliver activities. BS4Y aims to engage children with nature through activities in their local community and create connections that will continue throughout their life. The program is also delivered in the Shire of Mundaring and City of Swan.

The BS4Y Project was originally piloted under a Lotterywest grant in 2015, then continued as part of the Creating a Capable Community in NRM, funded by State NRM until 2019 when funding was taken over by the EMRC and member Councils. Since early in 2015, BS4Y has been delivering workshops that encourage young people (aged 6 – 16) and families to get out into the bush safely and learn to respect and care for the bush through activities in their local area. The program has engaged with a variety of groups including schools, home-schoolers, Council libraries, scouts, guides, YMCA and out of school care groups.

The 2020 program retains all these elements with a fit for purpose approach to supporting education and nature awareness including a new initiative. Online content is being developed to engage families and youth in exploring the outdoors independently, further improving the ability to raise awareness of nature within the youth community in our region.

The Annual Program deliverables include:

- Delivery and/or assistance in up to 10 BS4Y School-Workshops.
- Delivery and/or assistance in up to 3 Holiday-Workshops.
- Access to online content and resources.

Proposed Final Stage Of The Flood Study – Flood Risk Community Awareness

Module 7 The final stage of the Flood Study aims to provide participating Councils with the tools to communicate updated flood risk mapping to their affected residents, businesses and general community, to be used by member Councils as required. All communications materials will include vulnerable institutions and disabled persons needs and be inclusive to Culturally and Linguistically diverse communities. This project aims to seek Commonwealth National Disaster Resilience Program funding to implement this package.

This project aims to build resilient communities through raising awareness of the flood risks associated with the Swan and Helena rivers in the communities within Perth's Eastern Region. To date LGAs in Perth's Eastern Region have not completed a flood awareness campaign that provides up to date flood risk mapping and preparedness information to their communities. This project will be developed across participating LGAs in conjunction with DFES and DWER. Developing any community awareness is not intended to be alarmist but to provide high level guidance and handy hints and contacts to be used in the event of flood and will be done in close consultation with each participating Council and tailored to suit their needs.

The tools to be developed will include:

- Council specific Flood Awareness Brochures outlining flood risk areas for residents and businesses and how to be prepared in the event of a flood,
- High-level Flood Awareness animated video that can be utilised on social media and in communication with the Community and
- Council specific Flood Awareness Communication and/or Marketing Plan developed to capture the target demographic for communications, to be utilised by the Participating Council as required.

The Regional Flood Awareness animated video will provide high level messaging around the types of flood risk and flood events associated with Swan and Helena rivers, as well as frequencies/ likelihood of flood. The video will likely use the slogan '*Be Prepared - Be Flood Aware*' and focus on educating and preparing communities at a high level. The video will also address specific messaging around flood risks such as driving or swimming within flood waters, health concerns, preparedness necessity, vulnerable peoples and institutions as well as provide links to key resources. This video will however, be regional and as such be more general than the LGA specific Flood Awareness Information Booklet.

The member Council specific Flood information booklet will provide an overview of flood risk for member Councils, up to date maps showing inundation in medium or high-risk flood areas. The booklet will contain infographics and messaging to assist in generating the right behaviour in regards to understanding flood risk including access and egress. The booklet will also have preparedness information in relation to risks present in the LGA. The booklets across each participating Council will have similar design and messaging to ensure a consistent approach (similar to the approach used in developing the member Councils' Waste Guides).

The member Council specific Flood Awareness Communication and/or Marketing Plan will provide two benefits to the project. Firstly, the demographic and targeted audience will contribute to the overall messaging and scope for the video and brochure. Secondly the

recommended campaign for each member Council will target their vulnerable institutions and peoples (disabled, aged and linguistically challenged communities), businesses and or those in medium to high flood risk areas, using a combination of direct engagement to ensure messaging has the most impact in terms of behaviour change.

It is not the EMRCs intention to engage directly with member Councils residents nor to dictate to the LGAs around the overall content. This will be a collaborative process with each participating Council having the final say on the content of the brochures in particular. The animated video will be more generic and general in its flood messaging with all member Councils being included in the development and approval of the video.

Funding contribution for each participating Council would be \$2,000.00 (plus GST) should all 6 participating Councils opt in and the EMRC would contribute \$8,000 (plus GST) to ensure the initiative remains affordable for all participating Councils. The initiative is also subject to receiving grant funding of \$20,000.

This work will be completed in collaboration with DFES and DWER and the grant funding body. Benefits of completing this work regionally include the standardisation of information for Emergency Services officers within participating Councils and DFES, cost effective communication materials provided and expert technical advice included that is Council specific.

Proposed New Regional Mapping Project

Module 8 This proposed new project aims to address potential gaps identified in regional scale mapping and an analysis of environmental attributes that support NRM approaches across the region. The project further aims to identify and manage gaps in existing mapping and provide a regional scale mapping tool to assist the member Councils to strategically plan and manage their NRM activities to address whole of catchment health, bushfire, die back, urban planning and climate change preparedness management approaches across the region. This new project will provide guidelines to support ongoing analysis of the regional mapping to provide indicators for strategic planning and track progress against actions as well as report on the environmental outcomes regionally.

- Stage 1 of the project was a trial to ascertain the 'fit for purpose' approach to mapping environmental indicators such as vegetation condition, density, vegetation complexes, weed species and coverage, bushfire fuel loading, soil types and terrain. This trial included development of the Remote Sensing Guideline (RSG) to provide a technical guidance document to assist member Councils to understand the types of indicators that can measure performance and assist in management of the urban and natural environments.
- Stage 2 of the project would include undertaking Council mapping for participating Councils with a view to planning a phased approach over a number of years, utilise existing mapping available and then prioritise target areas for alternative mapping approaches such as light detecting and ranging (LIDAR). This stage would also include analysis of the mapping data to provide indicators for each participating Council. The EMRC has sourced indicative pricing to assist member Councils determine value for money. Mapping providers could pass on significant discounts where numerous member Councils opted into sourcing indicators through this program. In early 2021 the EMRC will engage with member Councils to ascertain any agreed indicators and the land areas identified for analysis.

The EMRC could provide this as an ongoing service, dependent on interest, and initially the proposal is to develop a 2-year plan with interested member Councils, including specific costs based on the proposal scope. Quotations will be sought for a provider once the level of interest in each member Council is confirmed. The environmental indicators under consideration are outlined in a spreadsheet over the page.

Environmental Indicators	Local Government								Victoria Park	Landgate Data
	\$ Range	Swan	Mundaring	Kalamunda	Belmont	Bayswater	Bassendean	South Perth		
Size(km2)	Per 20km2**	1,072 km2	644.9 km2	342.2 km2	39.8 km2	34.6 km2	10.4km2	19.6km2	17.62km2	Required (Y/N)
Vegetation Indicators	1100 - 5500	\$21,440	\$12,898	\$10,266	\$3,343	\$2,906	\$874	\$1,646	\$1,480	N*
Dieback Indicators	2000 - 3000	\$24,656	\$14,833	\$11,806						N
Heat Islands	1000 - 2000	\$18,224	\$10,963	\$8,726	\$2,786	\$2,422	\$728	\$1,372	\$1,233	N
Riparian Health Structure - Local	2000 - 3000	\$21,440	\$12,898	\$10,266	\$4,179	\$3,633	\$1,092	\$2,058	\$1,850	Y
Riparian Health Structure - Broad	1000 - 2000	\$17,152	\$10,318	\$8,213	\$3,104	\$2,699	\$811	\$1,529	\$1,374	N
Pool Audit Identification	1000 - 2000	\$21,440	\$12,898	\$10,266	\$3,104	\$2,699	\$811	\$1,529	\$1,374	Y
Turf Condition	1000 - 2000	\$19,832	\$11,931	\$9,496	\$2,786	\$2,422	\$728	\$1,372	\$1,233	N *
Catchment and Water Flows	2000 - 3000	\$22,512	\$13,543	\$10,779	\$3,980	\$3,460	\$1,040	\$1,960	\$1,762	Y
Bushfire Risk	3000 - 4000	\$19,832	\$11,931	\$9,496						N
Total		\$187,600	\$112,212	\$89,314	\$23,322	\$20,241	\$6,094	\$11,485.00	\$10,325	
* Better resolution - 10m to 0.1m if imagery from Landgate is purchased										
** Pricing from the Remote Sensing Guideline										

Sustainability Team Projects Proposal Funding Summary 2021/2022

In response to member Councils' changing priorities and progress in achieving sustainability outcomes for 2020/2021 a 'modular approach' has been taken to the ongoing Sustainability Program to allow more flexibility for participation and ensure ongoing value for each Council. This is planned to continue for 2021/2022.

The EMRC acknowledges that some member Councils may have the need of some services but not others. All modules and options are listed below for member Council's consideration.

Where possible, the EMRC aims to tailor services to the individual needs of a member Council, either through an ongoing program or as a fee for service project. Specific module packages and deliverables can be negotiated and agreed within a program plan, and a new cost allocation can be determined.

Table 1 Sustainability Team Projects Proposal Funding Summary 2021/2022

Sustainability Programs 2021/2022		Bassendean (\$)	Belmont (\$)	Mundaring (\$)	Swan (\$)	Bayswater (\$)	Kalamunda (\$)
Urban Environmental Team Programs							
Module	Net Zero Cities (Region) 2040 Or 2050 Program						
1a	Develop a draft Net Zero Tracker specific to participating Councils to identify opportunities to achieve Net Zero with a further Module (2) to follow based on interest and covering 100% Renewable and Net Zero Carbon Emissions Targets by 2040 or 2050, including research and identifying potential projects and funding opportunities.	0	6,000	0	15,000	9,000	15,000
1b	Achieving Carbon Emissions Reduction Energy Data Management	4,000	4,000	4,000	0	0	0
1c	<ul style="list-style-type: none"> - Energy and emission data verification and manual data upload (fleet, streetlighting, measures) - Anomaly detection and monitoring, and data analysis - Facilitation of quarterly Performance Reviews Annual data analysis and reporting including snapshots for Energy and emissions - Management of Azility of Platform (if applicable) Climate Energy & Emissions Actions <ul style="list-style-type: none"> - Monitoring of progress towards Emissions Reduction Target action tracking - Technical Support - Community awareness and promotion material - Cities Power Partnership (CPP) support including: - Assistance with CPP participation and reporting - Technical support for knowledge hub, tools and resources Home Energy Audit Kit maintenance and support 	8,000	0	6,000	0	0	0
Module	Regional Integrated Transport (Part 1)						
2a	Congestion and freight management; research on the electric/hydrogen highway; charging stations, electric fleet and any other transport related project that contributes towards Net Zero	3,000	5,000	5,000	0	6,000	0
Module	Building Benchmarking Efficiency (BBE)						
3	Any future BBE projects will be incorporated into the new Net Zero Cities (Region) Program – \$0 costings assigned to this component at present						
	Sub Total - Net Zero related projects	15,000	15,000	15,000	15,000	15,000	15,000
Urban Environment Programs 2021/22 (Not Part of Net Zero Cities (Region) 2040 or 2050)							

Module	Regional Integrated Transport (Part 2)						
2b	Regional Integrated Transport Advisory Group membership, (complimentary) meetings and networking and knowledge sharing opportunities with all key stakeholders	0	0	0	0	0	0
2c	<ul style="list-style-type: none"> - Delivery of actions from Regional Road Safety Plans - Advocacy and potential implementation for infrastructure projects - Regional Road Safety Awareness Campaign and Road Safety Report Card - Recreational Walking and Cycling Campaigns - Research projects identified and agreed on 	3,359	5,818	5,076	0	6,800	0
Module	Water Quality and Conservation (WQC)						
4a	Water Data Management <ul style="list-style-type: none"> - Water Data verification - Anomaly reporting, monitoring and data analysis - Facilitation of quarterly performance review - Annual data analysis and reporting including water performance snapshot - Management of Azility Platform (if applicable) 	4,000	4,000	4,000	0	0	0
4b	Water Conservation Action Plans Water actions support including: <ul style="list-style-type: none"> - Monitoring of progress towards water targets, action tracking - Technical support for action development and implementation - Facilitation of Water Team Meetings - Community awareness and promotion material Recommendations for integrating Water Sensitive Cities Index framework into strategies and plans	6,798	0	7,216	9,125	0	0
4c	Waterwise Council Accreditation Assistance with Waterwise Council program participation including: <ul style="list-style-type: none"> - Data analysis and technical support for reporting - Completed Waterwise Council reporting for re-endorsement - Assistance with Waterwise Council program initiatives, such as Water Sensitive Cities Benchmarking Workshop 	7,010		7,010	7,010	0	0
Module	Regional Economic Development						
5a	Regional Economic Development Officers Group (complimentary) meetings and networking and knowledge sharing opportunities with all key stakeholders	0	0	0	0	0	0
5b	Digital Technology and Innovation REMPPLAN and id Profiling tools Business Exemplar Project Business and Investment Attraction Project Advancing Perth's Eastern Region tours	9,102	14,042	13,219	0	0	0

5c	Regional Events Avon Descent Family Fun Days, Perth's Eastern Region events, campaigns; and Management of Perth's Eastern Region Website – perthseasternregion.com.au	2,204	3,782	0	7,734	4,448	0
Module	Natural Environment Team Programs						
6a	Eastern Region Catchment Management Program (ERCMP) <ul style="list-style-type: none"> - EMRC officer located 1 day a week in member Council offices - Landholder enquiries and private landowner visits (time permitting) - Support and attendance at Catchment Group meetings and planting days - End of Year Volunteer Event Bush Skills for the Hills (8-10 workshops) - ERCMP meetings (4 meetings) - Greenpage Newsletter (x 6). - Assist with local and regional grant applications for volunteer groups (e.g. SALP, Rivercare) - Provide general environmental support and information and assist with research where required - Coordination of local NRM initiatives (e.g. Booklet reprints, information forums) 	0	0	45,226	45,226	0	0
6b	Bush Skills 4 Youth Program Up to 10 Workshops per LGA (up to 40 workshops across the region)	0	7,000	In above	In above	0	0
Module	Flood Risk and Community Awareness – Stage 4 (Final Stage)						
7	Flood Risk – Community Awareness	2,000	2,000	0	2,000	2,000	0
Module	Regional Mapping – Proposed New Project						
8	Aims to identify mapping gaps in the region - will be dependent on the needs of individual Councils as to whether various aspects of this proposed project are progressed - costs to be determined						
Module	Complimentary Initiatives – Value Add						
9	Regional Integrated Transport Advisory Group membership (quarterly meetings)	✓	✓	✓	✓	✓	✓
	Regional Economic Development Officers' Group membership (bi-monthly or quarterly meetings?)	✓	✓	✓	✓	✓	✓
	Regional Youth priorities identified by member Council youth officers	✓	✓	✓	✓	✓	✓
	Regional Advocacy Strategy 2016 – 2020, priorities including: Major regional infrastructure projects, LED conversions and other identified opportunities	✓	✓	✓	✓	✓	✓
Total Member Council Proposed Contributions 2021/2022		\$49,473	\$51,642	\$96,747	\$86,095	\$28,248	\$15,000

SUSTAINABILITY PROGRAMS 2021/22

PROGRAM	Bassendean	Belmont	Mundaring	Swan	Bayswater	Kalamunda
PROGRAMS TO SIT UNDER NET ZERO CITIES (REGIONS) 2040 OR 2050:						
1a (New) Proposed Net Zero Cities Initiative (complimentary for ACER subscribers)	0	6,000	0	15,000	9,000	15,000
1b ACER - Energy Data Management	4,000	4,000	4,000	x	x	x
1c ACER – Climate Energy and Emissions Actions	8,000	x	6,000	x	x	x
2a Regional Integrated Transport (Portion of)	3,000	5,000	5,000	x	6,000	x
3 Future BBE– to be incorporated into ACER or proposed Net Zero Cities Initiative	tbc	tbc	tbc	tbc	tbc	tbc
SUB TOTAL NET ZERO:	15,000	15,000	15,000	15,000	15,000	15,000
REMAINING URBAN ENVIRONMENT PROGRAMS (Not part of Net Zero)						
2b Regional Integrated Transport (Portion of)	3,359	5,818	5,076	x	6,800	x
4a WQCP - Water Data Management	4,000	4,000	4,000	x	x	x
4b WQCP – Water Conservation Action Plans	6,798	x	7,216	9,125	x	x
4c WQCP – Waterwise Council Accreditation	7,010	0	7,010	7,010	x	x
5a Regional Economic Development – EDOG Networking (complimentary)	0	0	0	0	0	0
5b Regional Economic Development projects	9,102	14,042	13,219	x	x	x
5c Regional Events Program (Avon Descent)	2,204	3,782	x	7,734	4,448	x
NATURAL ENVIRONMENT TEAM PROGRAMS/PROJECTS (Not part of Net Zero)						
6a Eastern Region Catchment Management Program (ERCMP)	x	x	45,226	45,226	x	x
6b Bush Skills 4 Youth	x	7,000	included in above	included in above	x	x
7 Flood Risk - Community Awareness (Final stage of flood study)	2,000	2,000	x	2,000	2,000	x
8 Proposed new Regional Mapping project	tbc	tbc	tbc	tbc	tbc	tbc
COMPLIMENTARY SERVICES						
Regional Advisory Groups*	*	*	*	*	*	*
Regional Advocacy*	*	*	*	*	*	*
Regional Youth initiatives*	*	*	*	*	*	*
TOTAL MEMBER COUNCIL PROPOSED CONTRIBUTIONS 2021/2022	\$49,473	\$51,642	\$96,747	\$86,095	\$28,248	\$15,000

* Value add initiatives – Member Councils don't contribute

Withdrawal from Program

Under the EMRC's Establishment Agreement notice of withdrawal by a member council clause 9.6 states:

"A participant may, at any time between 1 July and 31 December in any year, give to the EMRC notice of its intention to withdraw from any of the Continuing Programs and Services. The withdrawal of the participant under clause 9.6 shall take effect from the end of the financial year following the giving of the notice of withdrawal under clause 9.6. For example, if notice of withdrawal was given on 1 July 2020, it will not take effect until 30 June 2021."

If member councils wish to withdraw from any or all of the programs that are outlined within this program plan, formal notice of withdrawal is required to be provided for each individual program.

Appendix 1 Sustainability Team Structure 2020

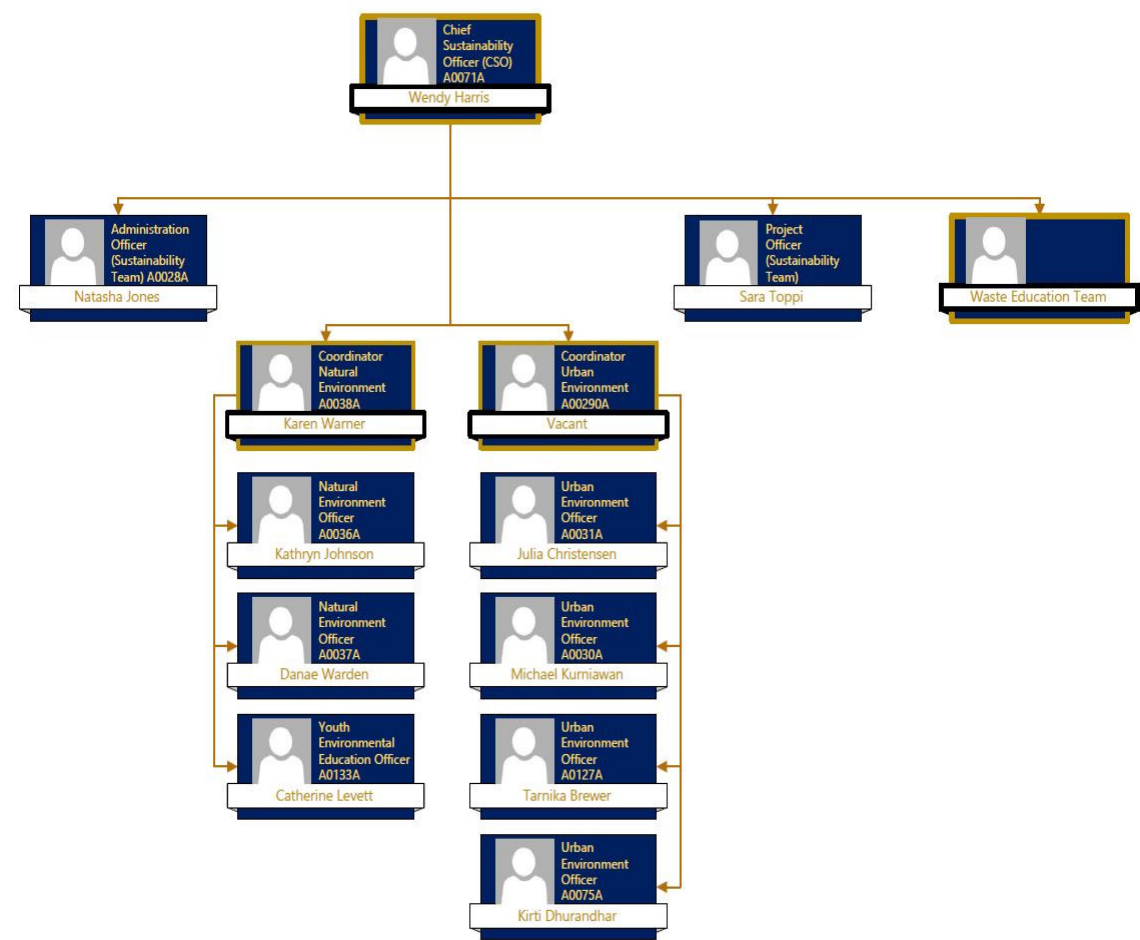


Figure 1: Sustainability Team Structure 2020/21 & 2021/2022



Reviewed October/November 2020
Adoption TBC
Business Unit Sustainability



14.11 ITEMS CONTAINED IN THE INFORMATION BULLETIN

REFERENCE: D2020/20091

The following items are included in the Information Bulletin, which accompanies the Agenda.

- 1.1 REGISTER OF COUNCIL RESOLUTIONS 2020 (Ref: D2020/20101)
- 1.2 CEO EXERCISE OF DELEGATED POWERS AND DUTIES (Ref: D2020/24985)
- 1.3 COUNCIL TONNAGE COMPARISONS AS AT 31 OCTOBER 2020 (Ref: D2020/25238)
- 1.4 EMRC NEWSLETTER – OCTOBER 2020 (Ref: D2020/25553)

RECOMMENDATION(S)

That Council notes the items contained in the Information Bulletin accompanying the 3 December 2020 Ordinary Meeting of Council Agenda.

COUNCIL RESOLUTION(S)

MOVED CR

SECONDED CR



15 REPORTS OF COMMITTEES

15.1 AUDIT COMMITTEE MEETING HELD 19 NOVEMBER 2020 (REFER TO MINUTES OF COMMITTEE) REFERENCE: (D2020/21392 (AC) D2020/25206)

The minutes of the Audit Committee meeting held on **19 November 2020** accompany and form part of this agenda – (refer to section of 'Minutes of Committees' for Council accompanying this Agenda).

QUESTIONS

The Chairman invites general questions from members on the minutes of the Audit Committee.

RECOMMENDATION(S)

That with the exception of items, which are to be withdrawn and dealt with separately, Council adopts the recommendations in the Audit Committee report (Section 15.1).

COUNCIL RESOLUTION(S)

MOVED CR

SECONDED CR



16 REPORTS OF DELEGATES

17 MEMBERS' MOTIONS OF WHICH PREVIOUS NOTICE HAS BEEN GIVEN

18 NEW BUSINESS OF AN URGENT NATURE APPROVED BY THE CHAIRMAN OR PRESIDING MEMBER OR BY DECISION OF MEETING

19 CONFIDENTIAL MATTERS FOR WHICH THE MEETING MAY BE CLOSED TO THE PUBLIC

RECOMMENDATION (Closing meeting to the public)

That with the exception of, the meeting be closed to members of the public in accordance with Section 5.23 (2) of the *Local Government Act 1995* for the purpose of dealing with matters of a confidential nature.

COUNCIL RESOLUTION

MOVED CR

SECONDED CR

19.1 DRAFT MEMORANDUM OF UNDERSTANDING – RENEWABLE ENERGY POWER PURCHASE AGREEMENT

REFERENCE: D2020/25340

This item is recommended to be confidential because it contains matters of a commercial-in-confidence nature.

See Confidential Item circulated with the Agenda under Separate Cover.

RECOMMENDATION [Meeting re-opened to the public]

That the meeting be re-opened, the members of the public be invited to return to the meeting and the recommendations passed behind closed doors be recorded.

COUNCIL RESOLUTION

MOVED CR

SECONDED CR



20 FUTURE MEETINGS OF COUNCIL

Future Meetings

January 2021 (recess)

The proposed meeting dates for 2021 are included in Agenda Item 14.5, subject to Council adoption.

21 DECLARATION OF CLOSURE OF MEETING