



## Ordinary Meeting of Council

# AGENDA

to be held on  
**Thursday, 5 December 2019**  
at **6:00pm**, at the  
EMRC Administration Office  
1<sup>st</sup> Floor, 226 Great Eastern Highway  
BELMONT WA 6104

Meeting Room: Council Chambers

\*\*\* Please note dinner will be provided offsite following the meeting \*\*\*

**EASTERN METROPOLITAN REGIONAL COUNCIL  
ORDINARY MEETING OF COUNCIL**

**NOTICE OF MEETING**

Dear Councillors

I wish to advise that an Ordinary Meeting of Council will be held at the EMRC Administration Office, 1<sup>st</sup> Floor, 226 Great Eastern Highway, BELMONT WA 6104 on **Thursday, 5 December 2019**, commencing at **6:00pm**.



**MARCUS GEISLER**  
Chief Executive Officer

29 November 2019

**Please Note**

If any Councillor/officer has a **query regarding a report item** or requires additional information in relation to a report item, please **contact the responsible Director (SOURCE OF REPORT)** prior to the meeting.

**EMRC Council Members**

Cr Jai Wilson ( <b>Chairman</b> )	EMRC Member	Town of Bassendean
Cr Doug Jeans ( <b>Deputy Chairman</b> )	EMRC Member	Shire of Mundaring
Cr Kathryn Hamilton	EMRC Member	Town of Bassendean
Cr Lorna Clarke	EMRC Member	City of Bayswater
Cr Giorgia Johnson	EMRC Member	City of Bayswater
Cr Janet Powell	EMRC Member	City of Belmont
Cr Steve Wolff	EMRC Member	City of Belmont
Cr Lesley Boyd	EMRC Member	City of Kalamunda
Cr Dylan O'Connor	EMRC Member	City of Kalamunda
Cr John Daw	EMRC Member	Shire of Mundaring
Cr Mel Congerton	EMRC Member	City of Swan
Cr Charlie Zannino	EMRC Member	City of Swan

**EMRC Council Deputies**

Cr Hilary MacWilliam	EMRC Deputy Member	Town of Bassendean
Cr Filomena Piffaretti	EMRC Deputy Member	City of Bayswater
Cr Phil Marks	EMRC Deputy Member	City of Belmont
Cr Cameron Blair	EMRC Deputy Member	City of Kalamunda
Cr Amy Collins	EMRC Deputy Member	Shire of Mundaring
Cr Ian Johnson	EMRC Deputy Member	City of Swan

# ORDINARY MEETING OF COUNCIL

## AGENDA

5 December 2019

(REF: D2019/13887)

## TABLE OF CONTENTS

---

<b>1</b>	<b>DECLARATION OF OPENING AND ANNOUNCEMENT OF VISITORS</b>	<b>1</b>
<b>2</b>	<b>ATTENDANCE, APOLOGIES AND LEAVE OF ABSENCE (PREVIOUSLY APPROVED)</b>	<b>1</b>
<b>3</b>	<b>DISCLOSURE OF INTERESTS</b>	<b>1</b>
<b>4</b>	<b>ANNOUNCEMENTS BY THE CHAIRMAN OR PRESIDING MEMBER WITHOUT DISCUSSION</b>	<b>1</b>
<b>5</b>	<b>RESPONSE TO PREVIOUS PUBLIC QUESTIONS TAKEN ON NOTICE</b>	<b>1</b>
<b>6</b>	<b>PUBLIC QUESTION TIME</b>	<b>1</b>
<b>7</b>	<b>APPLICATIONS FOR LEAVE OF ABSENCE</b>	<b>1</b>
<b>8</b>	<b>PETITIONS, DEPUTATIONS AND PRESENTATIONS</b>	<b>1</b>
	8.1 PRESENTATION – RESULTS OF MODELLING ON FOOD ORGANICS AND GARDEN ORGANICS (FOGO) COSTS	1
<b>9</b>	<b>CONFIRMATION OF MINUTES OF PREVIOUS MEETINGS</b>	<b>2</b>
	9.1 MINUTES OF SPECIAL MEETING OF COUNCIL HELD ON 17 OCTOBER 2019 (Ref: D2019/15697)	2
	9.2 MINUTES OF SPECIAL MEETING OF COUNCIL HELD ON 4 NOVEMBER 2019 (Ref: D2019/17125)	2
<b>10</b>	<b>QUESTIONS BY MEMBERS OF WHICH DUE NOTICE HAS BEEN GIVEN</b>	<b>2</b>
<b>11</b>	<b>QUESTIONS BY MEMBERS WITHOUT NOTICE</b>	<b>2</b>
<b>12</b>	<b>ANNOUNCEMENT OF CONFIDENTIAL MATTERS FOR WHICH MEETINGS MAY BE CLOSED TO THE PUBLIC</b>	<b>3</b>
	12.1 ITEM 15.2 OF THE WASTE ADVISORY COMMITTEE MINUTES – 21 NOVEMBER 2019 – LEASE OF THE BAYWASTE SITE	3
	12.2 ITEM 14.1 OF THE CHIEF EXECUTIVE OFFICER PERFORMANCE REVIEW COMMITTEE MINUTES – 1 OCTOBER 2019 - CHIEF EXECUTIVE OFFICER PROBATIONARY REVIEW	3
	12.3 ITEM 14.1 OF THE CHIEF EXECUTIVE OFFICER PERFORMANCE REVIEW COMMITTEE MINUTES – 17 OCTOBER 2019 - CHIEF EXECUTIVE OFFICER PROBATIONARY REVIEW	3
	12.4 CHIEF EXECUTIVE OFFICER EMPLOYMENT CONTRACT	3
<b>13</b>	<b>BUSINESS NOT DEALT WITH FROM A PREVIOUS MEETING</b>	<b>3</b>
<b>14</b>	<b>REPORTS OF EMPLOYEES</b>	<b>4</b>
	14.1 EMRC CONTINUES TO BUILD VALUE FOR THE EASTERN REGION (Ref: D2019/17837)	5
	14.2 LIST OF ACCOUNTS PAID DURING THE MONTHS OF SEPTEMBER AND OCTOBER 2019 (Ref: D2019/14741)	10
	14.3 FINANCIAL REPORT FOR PERIOD ENDED 31 AUGUST 2019 (Ref: D2019/14740)	27
	14.4 FINANCIAL REPORT FOR PERIOD ENDED 30 SEPTEMBER 2019 (Ref: D2019/15973)	42
	14.5 FINANCIAL REPORT FOR PERIOD ENDED 31 OCTOBER 2019 (Ref: D2019/17567)	58

---

---

**TABLE OF CONTENTS *continued***

---

14.6	<i>PURCHASE OF A TROMMEL FOR RED HILL WASTE MANAGEMENT FACILITY (D2019/15722)</i>	<b>74</b>
14.7	<i>EMRC ANNUAL REPORT 2018/2019 (Ref: D2019/17127)</i>	<b>77</b>
14.8	<i>PURCHASE OF EXCAVATORS, RED HILL WASTE MANAGEMENT FACILITY (D2019/17574)</i>	<b>80</b>
14.9	<i>INTERIM ARRANGEMENT TO OPERATE BAYWASTE TRANSFER STATION (Ref: D2019/17750)</i>	<b>84</b>
14.10	<i>CONTAINER DEPOSIT SCHEME (CDS) UPDATE (Ref: D2019/17833)</i>	<b>87</b>
14.11	<i>MAKING OF THE EASTERN METROPOLITAN REGIONAL COUNCIL WASTE LOCAL LAW (Ref: D2019/17329)</i>	<b>90</b>
14.12	<i>ITEMS CONTAINED IN THE INFORMATION BULLETIN (Ref: D2019/17159)</i>	<b>104</b>
<b>15</b>	<b>REPORTS OF COMMITTEES</b>	
15.1	<i>CHIEF EXECUTIVE OFFICER PERFORMANCE REVIEW COMMITTEE MEETING HELD 1 OCTOBER 2019</i>	<b>105</b>
15.2	<i>CHIEF EXECUTIVE OFFICER PERFORMANCE REVIEW COMMITTEE MEETING HELD 17 OCTOBER 2019</i>	<b>106</b>
15.3	<i>WASTE ADVISORY COMMITTEE MEETING HELD 21 NOVEMBER 2019</i>	<b>107</b>
15.4	<i>AUDIT COMMITTEE MEETING HELD 21 NOVEMBER 2019</i>	<b>108</b>
15.5	<i>CHIEF EXECUTIVE OFFICER ADVISORY COMMITTEE MEETING HELD 26 NOVEMBER 2019</i>	<b>109</b>
<b>16</b>	<b>REPORTS OF DELEGATES</b>	<b>110</b>
<b>17</b>	<b>MEMBERS' MOTIONS OF WHICH PREVIOUS NOTICE HAS BEEN GIVEN</b>	<b>110</b>
<b>18</b>	<b>NEW BUSINESS OF AN URGENT NATURE APPROVED BY THE CHAIRMAN OR PRESIDING MEMBER OR BY DECISION OF MEETING</b>	<b>110</b>
<b>19</b>	<b>CONFIDENTIAL MATTERS FOR WHICH THE MEETING MAY BE CLOSED TO THE PUBLIC</b>	<b>110</b>
19.1	<i>ITEM 15.2 OF THE WASTE ADVISORY COMMITTEE MINUTES – 21 NOVEMBER 2019 – LEASE OF THE BAYWASTE SITE (Ref: D2019/17636)</i>	<b>110</b>
19.2	<i>ITEM 14.1 OF THE CHIEF EXECUTIVE OFFICER PERFORMANCE REVIEW COMMITTEE MINUTES – 1 OCTOBER 2019 - CHIEF EXECUTIVE OFFICER PROBATIONARY REVIEW (D2019/17360)</i>	<b>111</b>
19.3	<i>ITEM 14.1 OF THE CHIEF EXECUTIVE OFFICER PERFORMANCE REVIEW COMMITTEE MINUTES – 17 OCTOBER 2019 - CHIEF EXECUTIVE OFFICER PROBATIONARY REVIEW (D2019/17366)</i>	<b>111</b>
19.4	<i>CHIEF EXECUTIVE OFFICER EMPLOYMENT CONTRACT (D2019/13846)</i>	<b>111</b>
<b>20</b>	<b>FUTURE MEETINGS OF COUNCIL</b>	<b>113</b>
<b>21</b>	<b>DECLARATION OF CLOSURE OF MEETING</b>	<b>113</b>

---



**1 DECLARATION OF OPENING AND ANNOUNCEMENT OF VISITORS**

**2 ATTENDANCE, APOLOGIES AND LEAVE OF ABSENCE (PREVIOUSLY APPROVED)**

**3 DISCLOSURE OF INTERESTS**

**4 ANNOUNCEMENTS BY THE CHAIRMAN OR PRESIDING MEMBER WITHOUT DISCUSSION**

**5 RESPONSE TO PREVIOUS PUBLIC QUESTIONS TAKEN ON NOTICE**

Nil

**6 PUBLIC QUESTION TIME**

**7 APPLICATIONS FOR LEAVE OF ABSENCE**

**8 PETITIONS, DEPUTATIONS AND PRESENTATIONS**

**8.1 PRESENTATION – RESULTS OF MODELLING ON FOOD ORGANICS AND GARDEN ORGANICS (FOGO) COSTS**

A presentation will be provided by Mr David Cocks, Manager Victoria, Tasmania from MRA Consulting Group on the results of modelling on FOGO costs.



## **9 CONFIRMATION OF MINUTES OF PREVIOUS MEETINGS**

### **9.1 MINUTES OF SPECIAL MEETING OF COUNCIL HELD ON 17 OCTOBER 2019**

That the minutes of the Special Meeting of Council held on 17 October 2019 which have been distributed, be confirmed.

#### **COUNCIL RESOLUTION**

MOVED CR

SECONDED CR

### **9.2 MINUTES OF SPECIAL MEETING OF COUNCIL HELD ON 4 NOVEMBER 2019**

That the minutes of the Special Meeting of Council held on 4 November 2019 which have been distributed, be confirmed.

#### **COUNCIL RESOLUTION**

MOVED CR

SECONDED CR

## **10 QUESTIONS BY MEMBERS OF WHICH DUE NOTICE HAS BEEN GIVEN**

## **11 QUESTIONS BY MEMBERS WITHOUT NOTICE**



## **12 ANNOUNCEMENT OF CONFIDENTIAL MATTERS FOR WHICH MEETINGS MAY BE CLOSED TO THE PUBLIC**

NOTE: Section 5.23(2) of the *Local Government Act 1995*, details a number of matters upon which Council may discuss and make decisions without members of the public being present. These matters include: matters affecting employees; personal affairs of any person; contractual matters; legal advice; commercial-in-confidence matters; security matters; among others.

The following report items are covered in Section 19 of this agenda:

- 12.1 ITEM 15.2 OF THE WASTE ADVISORY COMMITTEE MINUTES – 21 NOVEMBER 2019  
- LEASE OF THE BAYWASTE SITE
- 12.2 ITEM 14.1 OF THE CHIEF EXECUTIVE OFFICER PERFORMANCE REVIEW  
COMMITTEE MINUTES – 1 OCTOBER 2019 - CHIEF EXECUTIVE OFFICER  
PROBATIONARY REVIEW
- 12.3 ITEM 14.1 OF THE CHIEF EXECUTIVE OFFICER PERFORMANCE REVIEW  
COMMITTEE MINUTES – 17 OCTOBER 2019 - CHIEF EXECUTIVE OFFICER  
PROBATIONARY REVIEW
- 12.4 CHIEF EXECUTIVE OFFICER EMPLOYMENT CONTRACT

## **13 BUSINESS NOT DEALT WITH FROM A PREVIOUS MEETING**

Nil



## **14 REPORTS OF EMPLOYEES**

- Item 14.1 EMRC CONTINUES TO BUILD VALUE FOR THE EASTERN REGION
- Item 14.2 LIST OF ACCOUNTS PAID DURING THE MONTHS OF SEPTEMBER AND OCTOBER 2019
- Item 14.3 FINANCIAL REPORT FOR PERIOD ENDED 31 AUGUST 2019
- Item 14.4 FINANCIAL REPORT FOR PERIOD ENDED 30 SEPTEMBER 2019
- Item 14.5 FINANCIAL REPORT FOR PERIOD ENDED 31 OCTOBER 2019
- Item 14.6 PURCHASE OF A TROMMEL FOR RED HILL WASTE MANAGEMENT FACILITY
- Item 14.7 EMRC ANNUAL REPORT 2018/2019
- Item 14.8 PURCHASE OF EXCAVATORS, RED HILL WASTE MANAGEMENT FACILITY
- Item 14.9 INTERIM ARRANGEMENT TO OPERATE BAYWASTE TRANSFER STATION
- Item 14.10 CONTAINER DEPOSIT SCHEME (CDS) UPDATE
- Item 14.11 MAKING OF THE EASTERN METROPOLITAN REGIONAL COUNCIL WASTE LOCAL LAW

## **QUESTIONS**

The Chairman invites questions from members on the reports of employees.

## **RECOMMENDATION(S)**

That with the exception of items ....., which are to be withdrawn and dealt with separately, Council adopts the recommendations in the Reports of Employees (Section 14).

## **COUNCIL RESOLUTION(S)**

MOVED CR

SECONDED CR





## **14.1 EMRC CONTINUES TO BUILD VALUE FOR THE EASTERN REGION**

**REFERENCE: D2019/17837**

### **PURPOSE OF REPORT**

The purpose of this report is to reaffirm the strategic direction of the EMRC and the opportunities to continue to build value for member Councils.

### **KEY POINTS AND RECOMMENDATION(S)**

- The EMRC commenced operations in 1981 with five of the current six member Councils (the City of Kalamunda joined in August 1995)
- The EMRC is embarking on a number of new initiatives that will help form the strategic direction of the regional council.
- The EMRC has identified opportunities for member Councils;
- The EMRC is seeking Member Councils to reaffirm their commitment to strategic projects and key timelines in order for the EMRC progress with Council's agreed strategic direction.

#### **Recommendation(s)**

That Council:

1. Notes the information contained within the report;
2. Notes the EMRC CEO has written to all member Councils and offered a full briefing and Question and Answer (Q&A) session for all member Council Councillors.
3. Requests the EMRC Chairman and the Chief Executive Officer correspond with all member Councils and their respective Councillors seeking a reaffirmation of their commitment to the EMRC.
4. Requests the CEO investigate the process of redistributing the Secondary Waste Reserve in the event that the projected capital outlay is reduced and any surplus funds be redistributed from the Secondary Waste Reserve following the completion of the permanent FOGO processing facility.
5. By absolute majority, in accordance with s.6.16(3)(b) of the *Local Government Act 1995*, amend the Secondary Waste Charge rate to \$0/tonne on each tonne of member Council waste from 1 January 2020.

### **SOURCE OF REPORT**

Chief Executive Officer



*Item 14.1 continued*

## **BACKGROUND**

The EMRC commenced operations in 1981 and since that time has expanded to provide a broad range of services across the region including waste management and education, resource recovery, environmental management and regional development.

The EMRC is an incorporated body established under the Western Australian *Local Government Act 1995* and its operations are governed by its Council under an Establishment Agreement. In brief, the Establishment Agreement states that EMRC will:

- Work collaboratively with member Councils to facilitate local government to enhance its service delivery to the community;
- Be efficient and effective in delivering quality services and facilities;
- Maintain a framework which allows the members to promote and market the role of local government;
- Implement a strategic plan that is regularly reviewed; and
- Avoid providing any service or facility that adversely impacts on the services or facilities of any member Council.

The EMRC's Establishment Agreement provides for it to undertake a range of projects and services and provides a means for member councils to share resources and facilities. The cooperative, political and executive framework of the EMRC enables the member Councils individually and collectively to promote and advocate on issues for the benefit of local government and to better serve their communities.

The EMRC has been a model of successful collaboration and cooperation for the past 38 years and has initiated and led projects for its member Councils that deliver real benefits to the region in the areas of waste management and resource recovery, environmental sustainability and regional economic development. This has been made possible through having economies of scale for key projects and by working with in excess of 366,000 residents and ratepayers in Perth's Eastern Region

These services enable member Councils to enhance outcomes for their own communities and for Perth's Eastern Region as a whole and examples of this include the diligent banking of reserve funds for future divestment back into major projects or distributed back to member Councils by way of a dividend.

Another successful regional advocacy initiative is the significant amount of infrastructure funding that has come into the region as a direct result of the EMRCs successful and robust advocacy efforts for the benefit of all member Council.

## **REPORT**

Since its inception the EMRC has built, apart from a best practice range of operations and management capability, an impressive financial reserve for its members.

The net equity position at 30 June 2019 of \$195.5 million is a result of additional reserves for future operations through the Secondary Waste Reserve (\$57.99 million) from through rates (\$49.2M) and interest (<\$10M) and surpluses from commercial operations.

The EMRC is embarking on a number of key strategic projects for the Region that require the continuing cooperation and commitment by all of our member Councils. The EMRC is delivering on Council's commitment to align itself with the WA State Waste Strategy, which is an exciting time for EMRC member Councils. This is made possible by the healthy balance of the Secondary Waste Reserve, currently \$57million, set aside for these future alternative waste management initiatives.



*Item 14.1 continued*

The table below sets out the EMRC's current financial planning for the Secondary Waste Reserve:

<b>Item</b>	<b>When</b>	<b>Cost</b>	<b>Comments</b>
Container Deposit Scheme (CDS)	2020	\$2m	Subject to Business Plan and WARRRL requirements
Community Drop Off Centre and Repair Cafe	2020	\$2m	
Food Organics/Garden Organics (FOGO) Bin -funding and delivery	2020-2022	\$7.5m	146,000 bins x \$50 (including Bayswater and Bassendean)
FOGO caddie – funding and delivery	2020-2022	\$1.5m	
Caddy liners and public space dog poo bags	2020-2022	\$6.5m	
Bin Education materials and advertising campaigns	2020-2030	\$2m	10 year program
6 x Waste Education Officers	2020-2030	\$6m	10 year program
Interim FOGO facility	2020	\$0.6m	Initial 2 years
Large scale FOGO facility  Once operational this may reduce the gate fee by around \$20 per tonne	2021+	\$40m	Estimated capital outlay – subject to tender process and procurement to obtain best value for money and best contracting model.

The EMRC is continuing to progress all initiatives identified as part of the current and future strategic direction of the EMRC and is positive about the future of the EMRC and the Region's alignment with the WA State Waste Strategy. This is in line with the EMRC Council resolution to align with the State Waste Strategy and member Councils' unanimous endorsement of the FOGO Recovery Strategy.



*Item 14.1 continued*

The regional benefits and opportunities that will flow on to member Councils include the following:

1. Removal of the \$38/tonne allocation to the Secondary Waste Reserve which equates to significant cost savings for member Councils residents and ratepayers;

Member Council	Annual Contribution to Secondary Waste Reserve
<i>Bassendean</i>	\$ 205,200
<i>Bayswater</i>	\$ 709,232
<i>Belmont</i>	\$ 497,572
<i>Kalamunda</i>	\$ 912,000
<i>Mundaring</i>	\$ 532,000
<i>Swan</i>	\$ 1,900,000
<b>Total</b>	<b>\$ 4,756,004</b>

2. FOGO facility – interim and permanent;
3. Finalise the Resource Recovery Facility project;
4. Regional approach to bin purchasing – resulting in economies of scale and significant savings for Councils;
5. Regional approach to FOGO education for all member Councils – resulting in economies of scale and consistency in messaging; and
6. Redistribution of surplus Reserve funds back to member Councils by way of a dividend.

The above will also support member Councils as they review their own investment decisions which could include savings back to their communities by way of reducing the gate fee by \$38/tonne (with removal of Secondary Waste Reserve contributions) and the opportunity for a dividend back to member Councils should the \$40m investment of a large scale FOGO facility not be required.

The Secondary Waste Reserve was established to accumulate and to make provision for secondary waste treatment technology in the future. Since its introduction in 1999, \$49.20m has been contributed into this Secondary Waste Reserve by member Councils. As at 30 June 2019, the balance in the Secondary Waste Reserve is \$57.99m.

Should Council approve the recommendation, this would reduce the gate fee for landfill from \$181.50/tonne ex GST to \$143.50/tonne ex GST inclusive of the \$70/tonne waste levy.

In terms of 'timing', there are a number of unknowns that are yet to be determined in regards to the future direction of major regional projects:

- Resource recovery Facility project to reach financial close – this is subject to participants agreeing on the final conditions of the Financier Side Deed (FSD).
- FOGO permanent facility expected to be completed by early 2022.
- Strategic review of the entire EMRC operations and the key findings and recommendations on the future direction of the EMRC – likely to be concluded late 2020 or early 2021.

## STRATEGIC/POLICY IMPLICATIONS

### Key Result Area 3 – Good Governance

- 3.1 To provide advice and advocacy on issues affecting Perth's Eastern Region
- 3.3 To provide responsible and accountable governance and management of the EMRC
- 3.4 To continue to improve financial and asset management practices



*Item 14.1 continued*

## **FINANCIAL IMPLICATIONS**

The reduction of \$38/tonne will reduce around \$4.7m of Secondary Waste Charge paid by member Councils through the household bins.

## **SUSTAINABILITY IMPLICATIONS**

The EMRC successfully operates under a model of sustainability on behalf of all member Councils

## **MEMBER COUNCIL IMPLICATIONS**

<b>Member Council</b>	<b>Implication Details</b>
Town of Bassendean	Benefits and opportunities will continue to accrue for member Councils as key projects come to fruition.
City of Bayswater	
City of Belmont	
City of Kalamunda	
Shire of Mundaring	
City of Swan	

## **VOTING REQUIREMENT**

Absolute Majority

## **RECOMMENDATION(S)**

That Council:

1. Notes the information contained within the report;
2. Notes the EMRC CEO has written to all member Councils and offered a full briefing and Question and Answer (Q&A) session for all member Council Councillors.
3. Requests the EMRC Chairman and the Chief Executive Officer correspond with all member Councils and their respective Councillors seeking a reaffirmation of their commitment to the EMRC.
4. Requests the CEO investigate the process of redistributing the Secondary Waste Reserve in the event that the projected capital outlay is reduced and any surplus funds be redistributed from the Secondary Waste Reserve following the completion of the permanent FOGO processing facility.
5. By absolute majority, in accordance with s.6.16(3)(b) of the *Local Government Act 1995*, amend the Secondary Waste Charge rate to \$0/tonne on each tonne of member Council waste from 1 January 2020.

## **COUNCIL RESOLUTION(S)**

MOVED CR

SECONDED CR



## **14.2 LIST OF ACCOUNTS PAID DURING THE MONTHS OF SEPTEMBER AND OCTOBER 2019**

**REFERENCE: D2019/14741**

### **PURPOSE OF REPORT**

The purpose of this report is to present to Council a list of accounts paid under the Chief Executive Officer's delegated authority during the months of September and October 2019 noting.

### **KEY POINTS AND RECOMMENDATION(S)**

- As per the requirements of regulation 13(1) of the *Local Government (Financial Management) Regulations 1996*, the list of accounts paid during the months of September and October 2019 is provided for noting.

#### **Recommendation(s)**

That Council notes the CEO's list of accounts for September and October 2019 paid under delegated power in accordance with regulation 13(1) of the *Local Government (Financial Management) Regulations 1996*, forming the attachment to this report totalling \$24,472,820.32.

### **SOURCE OF REPORT**

Director Corporate Services

### **BACKGROUND**

Council has delegated to the Chief Executive Officer (CEO) the exercise of its power to make payments from the Municipal Fund and Trust Fund. In accordance with regulation 13(1) of the *Local Government (Financial Management) Regulations 1996*, a list of accounts paid by the CEO is to be provided to Council, where such delegation is made.



Item 14.2 continued

## REPORT

The table below summarises the payments drawn on the funds during the months of September and October 2019. A list detailing the payments made is appended as an attachment to this report.

<b>Municipal Fund</b>	EFT Payments	EFT42458 – EFT42899	
	Cheque Payments	220451– 220464	
	Payroll EFT	PAY 2020-5, PAY 2020-6, PAY 2020-7, PAY 2020-8 & PAY 2020-9	
	Direct Debits		
	- Superannuation	DD19054.1 – DD19051.24 & DD19055.1 – DD19055.24	
	- Bank Charges	1*SEP19 & 1*OCT19	
	- Other	1583 – 1616	\$24,472,820.32
	<b>Less</b>		
	Cancelled EFT & Cheques		Nil
<b>Trust Fund</b>	Not Applicable		Nil
<b>Total</b>			<b>\$24,472,820.32</b>

<b>Summary of Expenditure for the Months of September and October 2019</b>	
Payroll	\$1,153,017.50
Term Deposit Investment	\$15,500,000.00
Capital Expenditure	\$1,692,151.09
Operating Expenditure	
- Landfill Levy *	\$3,684,188.93
- Other	\$2,443,462.80
<b>Total</b>	<b>\$24,472,820.32</b>

\* Note: The Landfill Levy is paid quarterly in July, October, January and April.



*Item 14.2 continued*

## **STRATEGIC/POLICY IMPLICATIONS**

Key Result Area 3 – Good Governance

3.3 To provide responsible and accountable governance and management of the EMRC

3.4 To continue to improve financial and asset management practices

## **FINANCIAL IMPLICATIONS**

As contained within the report.

## **SUSTAINABILITY IMPLICATIONS**

Nil

## **MEMBER COUNCIL IMPLICATIONS**

<b>Member Council</b>	<b>Implication Details</b>
Town of Bassendean	} Nil
City of Bayswater	
City of Belmont	
City of Kalamunda	
Shire of Mundaring	
City of Swan	

## **ATTACHMENT(S)**

CEO's Delegated Payments List for the months of September and October 2019 (Ref: D2019/17392)

## **VOTING REQUIREMENT**

Simple Majority

## **RECOMMENDATION(S)**

That Council notes the CEO's list of accounts for September and October 2019 paid under delegated power in accordance with regulation 13(1) of the *Local Government (Financial Management) Regulations 1996*, forming the attachment to this report totalling \$24,472,820.32.

## **COUNCIL RESOLUTION(S)**

MOVED CR

SECONDED CR





**Eastern Metropolitan Regional Council**  
**CEO's DELEGATED PAYMENTS LIST**  
**FOR THE MONTHS OF SEPTEMBER & OCTOBER 2019**

<b>Cheque / EFT No</b>	<b>Date</b>	<b>Payee</b>		<b>Amount</b>
EFT42458	02/09/2019	ACCESS INDUSTRIAL TYRES PTY LTD	TYRE REPAIRS	577.50
EFT42459	02/09/2019	ADVANCED NATIONAL SERVICES PTY LTD	CLEANING SERVICES & CONSUMABLES - ASCOT PLACE	2,682.78
EFT42460	02/09/2019	AIR FILTER DRY CLEAN SYSTEMS WA	PLANT PARTS MAINTENANCE & SERVICE	797.73
EFT42461	02/09/2019	AIRWELL GROUP PTY LTD	QUARTERLY PLANT SERVICE & MAINTENANCE	1,889.54
EFT42462	02/09/2019	ALLIGHTSYKES PTY LTD	QUARTERLY PLANT SERVICE & MAINTENANCE	412.50
EFT42463	02/09/2019	ALLWEST PLANT HIRE	PLANT HIRE	12,018.51
EFT42464	02/09/2019	ANALYTICAL REFERENCE LABORATORY (ARL)	STOCKPILE SAMPLE TESTING - HMAS STIRLING & WOODCHIP SAMPLINGS	19,401.80
EFT42465	02/09/2019	APOLLO FABRICATIONS	HOOK-LIFT BIN PURCHASE	9,988.00
EFT42466	02/09/2019	ARMAGUARD (LINFOX ARMAGUARD PTY LTD)	COURIER SERVICE	345.99
EFT42467	02/09/2019	AUST-WEIGH	REPAIRS TO WEIGHBRIDGE	279.40
EFT42468	02/09/2019	AUTOSWEEP WA (LAMBERT FAMILY TRUST)	SITE SWEEPING - HAZELMERE	2,772.00
EFT42469	02/09/2019	AZILITY	STAFF TRAINING	1,760.00
EFT42470	02/09/2019	BARFIELD EARTHMOVING (JAYCOURT NOMINEES P/L)	REPLACE RAMP FOR WHEELWASH, PLANT & EQUIPMENT HIRE & PRODUCT TRANSPORTATION	12,537.21
EFT42471	02/09/2019	BATTERY WORLD	BATTERY PURCHASES	140.00
EFT42472	02/09/2019	BELMONT - REDCLIFFE NEWSROUND	NEWSPAPERS	57.10
EFT42473	02/09/2019	BELMONT TYREPOWER (RICHARDS TYRES)	TYRE REPLACEMENT	487.00
EFT42474	02/09/2019	BIN BATH AUSTRALIA PTY LTD	BIN CLEANING	124.08
EFT42475	02/09/2019	BOBCAT ATTACH	PLANT REPAIR	880.00
EFT42476	02/09/2019	BRIGHTMARK GROUP PTY LTD	CLEANING SERVICES & CONSUMABLES	2,797.64
EFT42477	02/09/2019	BRING COURIERS	COURIER SERVICE	61.23
EFT42478	02/09/2019	BUDGET ELECTRICS	BUILDING REPAIRS & MAINTENANCE	404.20
EFT42479	02/09/2019	BULLIVANTS PTY LTD	PLANT PARTS	480.81
EFT42480	02/09/2019	BUNNINGS GROUP LTD	HARDWARE SUPPLIES	605.77
EFT42481	02/09/2019	BURSON AUTOMOTIVE PTY LTD	HARDWARE SUPPLIES	502.06
EFT42482	02/09/2019	BURSWOOD TROPHIES	DOOR TITLES	72.60
EFT42483	02/09/2019	CAPITAL TRANSPORT SERVICES (WA) PTY LTD	COURIER SERVICE	169.37
EFT42484	02/09/2019	CAREERSPOT PTY LTD	STAFF RECRUITMENT	198.00
EFT42485	02/09/2019	CARPENTRY, HOUSE AND YARD MAINTENANCE	RED HILL EDUCATION CENTRE - MAINTENANCE	88.00
EFT42486	02/09/2019	CBC AUSTRALIA PTY LTD (WA DIVISION)	PARTS FOR GRINDER	338.00
EFT42487	02/09/2019	CHEMCENTRE	WOODCHIP & SLUDGE / SOIL - SAMPLINGS	3,922.60
EFT42488	02/09/2019	CHRIS KERSHAW PHOTOGRAPHY	PHOTOGRAPHY	225.00
EFT42489	02/09/2019	CJD EQUIPMENT PTY LTD	PLANT MAINTENANCE, PARTS & SERVICE	5,698.92
EFT42490	02/09/2019	COMMAND-A-COM AUSTRALIA PTY LTD	ADVICE ON PHONE SYSTEM	242.00
EFT42491	02/09/2019	COMPELLING ECONOMICS PTY LTD (REMPAN)	REMPAN ANNUAL SUBSCRIPTION RENEWAL	24,970.00
EFT42492	02/09/2019	COMPU-STOR	IT BACKUP DATA SERVICES	787.45
EFT42493	02/09/2019	CPR ELECTRICAL SERVICES	CONNECT WB POWER SUPPLY - HRRP	928.40
EFT42494	02/09/2019	CROSSLAND & HARDY PTY LTD	SURVEYING COSTS - HAZELMERE STOCKPILE & RED HILL ASBESTOS & LEACHATE POND	4,064.50
EFT42495	02/09/2019	CSE CROSSCOM PTY LTD	BATTERY PURCHASES	737.00
EFT42496	02/09/2019	DARLING EARTH MOVERS PTY LTD	EQUIPMENT HIRE	478.50
EFT42497	02/09/2019	DENSFORD CIVIL PTY LTD	CONTRACT PAYMENT & RELEASE OF RETENTION FUNDS - HRRP	201,174.49
EFT42498	02/09/2019	DIVERSECO PTY LTD	CONTRACT PAYMENT - HAZELMERE WEIGHBRIDGE UPGRADE	39,419.32
EFT42499	02/09/2019	DMB FLUID TECHNOLOGIES PTY LTD	PUMP RELIEF VALVE MODIFICATIONS	5,313.14



**Eastern Metropolitan Regional Council**  
**CEO's DELEGATED PAYMENTS LIST**  
**FOR THE MONTHS OF SEPTEMBER & OCTOBER 2019**

<b>Cheque / EFT No</b>	<b>Date</b>	<b>Payee</b>		<b>Amount</b>
EFT42500	02/09/2019	DVG AUTOMOTIVE GROUP (BUICK HOLDINGS PTY LTD)	VEHICLE PURCHASE	34,986.83
EFT42501	02/09/2019	ECO ENVIRONMENTAL (BENFOSTER PTY LTD)	GROUNDWATER MONITORING - EQUIPMENT MAINTENANCE	542.30
EFT42502	02/09/2019	ELAN ENERGY MATRIX	TYRE DISPOSAL COSTS	565.60
EFT42503	02/09/2019	ELEMENT HYDROGRAPHIC SOLUTIONS	EQUIPMENT MAINTENANCE & SERVICE	1,124.20
EFT42504	02/09/2019	ELLENBROOK BUS SERVICE	BUS HIRE	429.00
EFT42505	02/09/2019	EMAIL MEDIA (NRM JOBS)	STAFF RECRUITMENT	165.00
EFT42506	02/09/2019	ENVIRONMENTAL JOBS NETWORK	STAFF RECRUITMENT	121.00
EFT42507	02/09/2019	FLASHBAY PTY LTD	MARKETING MATERIALS	1,651.65
EFT42508	02/09/2019	FLEXI STAFF PTY LTD	LABOUR HIRE	958.27
EFT42509	02/09/2019	FOSTER PLUMBING AND GAS	INSTALL ED ATU UNIT AND POWER CONDUIT IN HAZELMERE & PLUMBING WORK FOR HAZELMERE OLD LUNCH ROOM	5,885.00
EFT42510	02/09/2019	FRESH BOOST PTY LTD ATF BANDITS TRUST	STAFF AMENITIES	1,410.68
EFT42511	02/09/2019	GREEN PROMOTIONS PTY LTD	NAME BADGES	115.34
EFT42512	02/09/2019	HAMMEL INTERNATIONAL (COYLE SALES SERVICES) CSS EQUIPMENT	BATTERY PURCHASE	407.32
EFT42513	02/09/2019	HEATLEY SALES PTY LTD	PROTECTIVE EQUIPMENT	584.02
EFT42514	02/09/2019	HECS FIRE	FIRE FIGHTING EQUIPMENT INSPECTION	286.00
EFT42515	02/09/2019	HIND'S TRANSPORT SERVICES	PRODUCT TRANSPORTATION COSTS	146.34
EFT42516	02/09/2019	HITACHI CONSTRUCTION MACHINERY (AUSTRALIA) PTY LTD	PLANT SERVICE & MAINTENANCE & REPAIR	733.43
EFT42517	02/09/2019	HOSERIGHT	PLANT REPAIR	516.37
EFT42518	02/09/2019	ILLION AUSTRALIA PTY LTD ( DUN & BRADSTREET)	ONLINE CREDIT REFERENCE CHECKS	39.60
EFT42519	02/09/2019	IPING PTY LTD	INTERNET SERVICE	1,128.80
EFT42520	02/09/2019	IT VISION USER GROUP (INC)	ANNUAL SUBSCRIPTION - IT VISION USER GROUP	748.00
EFT42521	02/09/2019	JBS&G AUSTRALIA P/L T/A STRATEGEN JBS&G	CONSULTING FEE - WWtE	9,985.80
EFT42522	02/09/2019	JCB CONSTRUCTION EQUIPMENT AUSTRALIA (CFC HOLDINGS- CEA; JCB CEA; DYNAPAC CEA)	PLANT SERVICE & MAINTENANCE	393.01
EFT42523	02/09/2019	JJ RICHARDS & SONS P/L	PRODUCT TRANSPORTATION COST	2,842.50
EFT42524	02/09/2019	JRM RESOURCES	PLANT REPAIR	654.50
EFT42525	02/09/2019	KENNARDS HIRE	PLANT HIRE	1,257.20
EFT42526	02/09/2019	KLB SYSTEMS	SOFRWARE LICENCE ANNUAL RENEWAL	4,950.00
EFT42527	02/09/2019	KOTT GUNNING LAWYERS	LEGAL ADVICE & CONTRACT FINALISATION & ANNUAL AUDIT CONFIRMATION FEE	19,880.44
EFT42528	02/09/2019	LABOURFORCE IMPEX PERSONNEL P/L	LABOUR HIRE	6,919.79
EFT42529	02/09/2019	LANDFILL GAS & POWER PTY LTD	ELECTRICITY CHARGES	23,468.81
EFT42530	02/09/2019	LIEBHERR AUSTRALIA PTY LTD	PLANT SERVICE & MAINTENANCE	2,291.30
EFT42531	02/09/2019	LIFTRITE HIRE & SALES	PLANT REPAIR	539.00
EFT42532	02/09/2019	LO-GO APPOINTMENTS	LABOUR HIRE	10,004.56
EFT42533	02/09/2019	MAIL PLUS PERTH	MAIL EXPENSES	369.60
EFT42534	02/09/2019	MAJOR SECURITY SERVICES PTY LTD	SECURITY MONITORING	4,505.70
EFT42535	02/09/2019	MARKET CREATIONS PTY LTD	IT CONSULTING	4,694.25
EFT42536	02/09/2019	MARKETFORCE	MARKETING MATERIALS - AVON DESCENT	269.50
EFT42537	02/09/2019	MCINTOSH & SON	PLANT SERVICE & MAINTENANCE	1,136.94
EFT42538	02/09/2019	METRO MOTORS (2010) PTY LTD	VEHICLE PURCHASE	21,701.70
EFT42539	02/09/2019	MIDALIA STEEL (ONESTEEL)	PLANT PARTS	592.36
EFT42540	02/09/2019	MIDLAND STEEL FABRICATION	PLANT PARTS - GRINDER	3,355.00
EFT42541	02/09/2019	MIDLAND TOYOTA	PLANT PARTS	27.32



**Eastern Metropolitan Regional Council**  
**CEO's DELEGATED PAYMENTS LIST**  
**FOR THE MONTHS OF SEPTEMBER & OCTOBER 2019**

<b>Cheque / EFT No</b>	<b>Date</b>	<b>Payee</b>		<b>Amount</b>
EFT42542	02/09/2019	MIDWAY FORD (WA)	VEHICLE SERVICES	1,482.24
EFT42543	02/09/2019	MOBILE MOUSE	STAFF TRAINING	280.00
EFT42544	02/09/2019	MONADELPHOUS ENGINEERING ASSOCIATES PTY LTD	CONSULTING FEE - WWiE SUPERINTENDENT SERVICES	45,223.75
EFT42545	02/09/2019	MS GROUNDWATER MANAGEMENT	GROUNDWATER MONITORING COSTS - UNBLOCK BORES	1,650.00
EFT42546	02/09/2019	MUNDARING TYRE CENTRE	TYRE REPAIR & REPLACEMENT	599.00
EFT42547	02/09/2019	MY SAFETY SUPPLY (STARWISE INVESTMENTS PTY LTD)	SAFETY EQUIPMENT	311.08
EFT42548	02/09/2019	NEVERFAIL SPRINGWATER	BOTTLED WATER	347.15
EFT42549	02/09/2019	NK ASPHALTS PTY LTD	SUPPLY OF ASPHALTS TO HRRP	8,349.00
EFT42550	02/09/2019	NORTH CITY HOLDEN	VEHICLE PURCHASE	40,931.10
EFT42551	02/09/2019	OFFICEWORKS	OFFICE SUPPLIES	905.44
EFT42552	02/09/2019	ONSITE RENTALS PTY LTD	EQUIPMENT RENTAL	433.53
EFT42553	02/09/2019	OTICON AUSTRALIA P/L T/A AUDIKA	AUDIOLOGICAL ASSESSMENT FOR STAFF	180.40
EFT42554	02/09/2019	PETRO MIN ENGINEERS	CONSULTING FEE - WWiE	792.00
EFT42555	02/09/2019	PIRTEK MIDLAND (M & B HYDRAULICS PTY LTD)	HYDRAULIC HOSE SUPPLIES & REPAIRS	2,571.44
EFT42556	02/09/2019	PROTECTOR FIRE SERVICES	FIRE FIGHTING EQUIPMENT MAINTENANCE	429.00
EFT42557	02/09/2019	PRUDENTIAL INVESTMENT SERVICES CORP P/L	INVESTMENT ADVISORY SERVICES	1,959.65
EFT42558	02/09/2019	PUMPS UNITED PTY LTD	PUMP HIRE	2,728.00
EFT42559	02/09/2019	REECE AUSTRALIA PTY LTD	PLUMBING SUPPLIES	3,966.46
EFT42560	02/09/2019	REFRESH WATERS PTY LTD	BOTTLED WATER	98.50
EFT42561	02/09/2019	RELATIONSHIPS AUSTRALIA WA INC	EAP - COUNSELLING FEES	165.00
EFT42562	02/09/2019	REMA TIP TOP AUSTRALIA PTY LTD	HARDWARE SUPPLIES	149.95
EFT42563	02/09/2019	REMONDIS AUSTRALIA PTY LTD	COLLECTION OF PAPER RECYCLABLES	9.24
EFT42564	02/09/2019	RUDD INDUSTRIAL AND FARM SUPPLIES	HARDWARE SUPPLIES	1,725.20
EFT42565	02/09/2019	S&L ENGINEERING (WA) PTY LTD	PLANT MAINTENANCE & REPAIR	412.50
EFT42566	02/09/2019	SAFETY SIGNS SERVICE	SIGNAGE	4,114.36
EFT42567	02/09/2019	SHIRE OF MUNDARING	PRINTING COSTS - THE VALUE OF FRINGING VEGETATION BOOKLET	727.65
EFT42568	02/09/2019	SIGN SUPERMARKET	SIGNAGE	640.00
EFT42569	02/09/2019	SIGNATURE PAVING AND EARTHWORKS PTY LTD	MINOR EARTHMOVING WORK - HRRP	2,961.75
EFT42570	02/09/2019	SNAP BELMONT (BELSNAP PTY LTD)	PRINTING COSTS - BUSINESS CARDS	107.47
EFT42571	02/09/2019	SONIC HEALTHPLUS PTY LTD	PRE-EMPLOYMENT MEDICAL	220.00
EFT42572	02/09/2019	SOURCE MY PARTS	PLANT PARTS	1,366.73
EFT42573	02/09/2019	SPECIALISED MECHANICAL SERVICES	EQUIPMENT SERVICE	266.59
EFT42574	02/09/2019	SPUDS GARDENING SERVICES	GROUND MAINTENANCE, SITE REHABILITATION & WEED CONTROL - RED HILL	14,662.00
EFT42575	02/09/2019	STANTONS INTERNATIONAL	PROBITY SERVICES - RRF TENDER	101.20
EFT42576	02/09/2019	SWAN FIRE SERVICES	SERVICE MAINTENANCE - FIRE PROTECTION SYSTEM	173.80
EFT42577	02/09/2019	TALIS CONSULTANTS	CONSULTING FEE - LEACHATE PROJECT, HRRP COMMUNITY RECYCLING CENTRE & HAZELMERE WASTE TRANSFER	38,668.58
EFT42578	02/09/2019	TENDERLINK	ADVERTISING COSTS - TENDER	369.60
EFT42579	02/09/2019	THE WATERSHED	PIPE FITTING FOR CLASS IV LEACHATE DAMS& REPLACE PUMP FOR PONTOON EVAPORATOR	1,197.65
EFT42580	02/09/2019	TIM DAVIES LANDSCAPING PTY LTD (TDL)	GARDEN MAINTENANCE ASCOT PLACE	1,014.99
EFT42581	02/09/2019	TINT A CAR	TINTING OF WB HUT WINDOWS	862.00
EFT42582	02/09/2019	TJ DEPIAZZI & SONS	PRODUCT TRANSPORTATION COSTS	3,331.90
EFT42583	02/09/2019	TOOLMART AUSTRALIA PTY LTD	HARDWARE SUPPLIES	88.95



**Eastern Metropolitan Regional Council**  
**CEO's DELEGATED PAYMENTS LIST**  
**FOR THE MONTHS OF SEPTEMBER & OCTOBER 2019**

<b>Cheque / EFT No</b>	<b>Date</b>	<b>Payee</b>		<b>Amount</b>
EFT42584	02/09/2019	TOTAL TOOLS MIDLAND	HARDWARE SUPPLIES	47.90
EFT42585	02/09/2019	TOTALLY WORKWEAR MIDLAND	PROTECTIVE CLOTHING	1,347.23
EFT42586	02/09/2019	TUTT BRYANT EQUIPMENT (BT EQUIPMENT PTY LTD)	PLANT SERVICE & MAINTENANCE	6,688.48
EFT42587	02/09/2019	UNITED CRANE SERVICES PTY LTD	EQUIPMENT TRANSPORTATION COSTS	875.88
EFT42588	02/09/2019	VARLEY GROUP	PLANT SERVICE & MAINTENANCE	1,518.85
EFT42589	02/09/2019	VOLICH WASTE CONTRACTORS PTY LTD	BULK BIN HIRE	44.00
EFT42590	02/09/2019	WA RECYCLING PTY LTD	SUPPLY OF SUB-BASE TO HRRP	1,866.77
EFT42591	02/09/2019	WATERLOGIC AUSTRALIA PTY LTD	EQUIPMENT RENTAL	519.31
EFT42592	02/09/2019	WEST COAST WATER FILTER MAN	SERVICE TO WATER FILTER SYSTEM AT HAZELMERE	462.00
EFT42593	02/09/2019	WEST FORCE PLUMBING AND GAS	PLUMBING - TESTING OF BACKFLOW DEVICES AT HAZELMERE	300.00
EFT42594	02/09/2019	WEST TIP WASTE CONTROL	PRODUCT TRANSPORTING COSTS	990.00
EFT42595	02/09/2019	WESTERN MAZE T/A WESTERN EDUCTING SERVICE	DUST EXTRACTION UNIT MAINTENANCE - GRINDER	1,221.00
EFT42596	02/09/2019	WESTRAC EQUIPMENT PTY LTD	PLANT SERVICE AGREEMENT & PLANT PARTS & REPAIRS	6,909.35
EFT42597	02/09/2019	WINC AUSTRALIA PTY LTD	STATIONERY & CONSUMABLES	1,153.65
EFT42598	02/09/2019	WORK CLOBBER	PROTECTIVE CLOTHING	61.00
EFT42599	02/09/2019	YEOMAN PTY LTD ATF THE RJ ROHRLACH FAMILY TRUST	CONSULTING FEES - EAST ROCKINGHAM RRP	1,315.60
EFT42600	30/08/2019	B&J CATALANO PTY LTD	BLASTING OF CAPROCK	57,148.04
EFT42601	30/08/2019	SURFSIDE ELECTRICAL (WA) P/L	REPAIRS TO SOLAR PANELS - RED HILL	175.00
EFT42602	30/08/2019	TRI AUSTRALASIA PTY LTD	PERFORMANCE TESTING ON EQUIPMENT - RED HILL	2,970.00
EFT42603	03/09/2019	DATA 3 PERTH	SOFRWARE LICENCE ANNUAL RENEWAL	2,360.33
EFT42604	03/09/2019	ID CONSULTING PTY LTD	ANNUAL SUBSCRIPTION RENEWAL	4,510.00
EFT42605	03/09/2019	TELSTRA CORPORATION LTD	TELEPHONE CHARGES	537.60
EFT42606	04/09/2019	ANERGY AUSTRALIA PTY LTD T/A ANSAC	WWtE - CONTRACT VARIATION PAYMENT	32,502.25
EFT42607	06/09/2019	CABCHARGE	ADMIN FEE	6.00
EFT42608	06/09/2019	CHILD SUPPORT	EMPLOYEE DEDUCTION	601.19
EFT42609	06/09/2019	CYGNETECH PTY LTD AS TRUSTEE FOR THE CYGNETECH TRUST	BP CLASS V WASTE ENCAPSULATION OPTIONS	2,946.90
EFT42610	06/09/2019	DAVID SCHMIDT	STAFF REIMBURSEMENT	1,061.63
EFT42611	06/09/2019	IMI PRECISION ENGINEERING	WWtE PAYMENT RE EMRC / ANERGY AGREEMENT	270.57
EFT42612	06/09/2019	JP GROUP PTY LTD	PLANT PARTS	3,221.64
EFT42613	06/09/2019	LOCAL GOVERNMENT PROFESSIONALS AUSTRALIA WA	STAFF TRAINING	270.00
EFT42614	06/09/2019	MCINERNEY FORD	VEHICLE SERVICE	575.00
EFT42615	06/09/2019	MIDALIA STEEL (ONESTEEL)	WWtE PAYMENT RE EMRC / ANERGY AGREEMENT	3,898.36
EFT42616	06/09/2019	MVLV POWER SOLUTIONS P/L	WWtE PAYMENT RE EMRC / ANERGY AGREEMENT	13,439.95
EFT42617	06/09/2019	NV ENGINEERING PTY LTD	WWtE PAYMENT RE EMRC / ANERGY AGREEMENT	423.30
EFT42618	06/09/2019	ROBAYNE INDUSTRIAL SUPPLIES PTY LTD	WWtE PAYMENT RE EMRC / ANERGY AGREEMENT	2,893.68
EFT42619	06/09/2019	ROLADUCT SPIRAL TUBING (VIC) PTY LTD	WWtE PAYMENT RE EMRC / ANERGY AGREEMENT	6,093.78
EFT42620	06/09/2019	TELSTRA CORPORATION LTD	TELEPHONE CHARGES	343.66
EFT42621	06/09/2019	UNIQUE METALS LASER	WWtE PAYMENT RE EMRC / ANERGY AGREEMENT	2,103.98
EFT42622	06/09/2019	WENCO P/L	WWtE PAYMENT RE EMRC / ANERGY AGREEMENT	302.50
EFT42623	06/09/2019	WRIDGWAYS LIMITED	REFUND OF OVERPAYMENT	145.20
EFT42624	10/09/2019	ADAM TENCH	CLEANING CAR POOL VEHICLES	405.00
EFT42625	10/09/2019	CITY OF BELMONT	COUNCIL RATES - INSTALMENT	8,061.94



**Eastern Metropolitan Regional Council**  
**CEO's DELEGATED PAYMENTS LIST**  
**FOR THE MONTHS OF SEPTEMBER & OCTOBER 2019**

<b>Cheque / EFT No</b>	<b>Date</b>	<b>Payee</b>		<b>Amount</b>
EFT42626	10/09/2019	NEVILLE REFRIGERATION & AIRCONDITIONING	DEGASSING OF FRIDGES & AIRCONDITIONERS - HAZELMERE	572.00
EFT42627	10/09/2019	OFFICE MART	HARDWARE SUPPLIES	55.22
EFT42628	10/09/2019	PAYG PAYMENTS	PAYG TAXATION PAYMENT	76,232.00
EFT42629	10/09/2019	TELSTRA CORPORATION LTD	TELEPHONE CHARGES	240.49
EFT42630	13/09/2019	A2K TECHNOLOGIES PTY LTD	ANNUAL SUBSCRIPTION - USE OF APPLICATION AND WEBSITE TO OBTAIN IMAGERY & SURVEYING	3,495.80
EFT42631	13/09/2019	CATHY LEVETT	STAFF REIMBURSEMENT	300.00
EFT42632	13/09/2019	DC COMPUTERS	IT EQUIPMENT SERVICE	286.00
EFT42633	13/09/2019	KLB SYSTEMS	PRINTER CONSUMABLES	770.00
EFT42634	13/09/2019	MOTORCHARGE PTY LTD	FLEET FUEL PURCHASES	2,164.44
EFT42635	13/09/2019	NEVERFAIL SPRINGWATER	BOTTLED WATER	98.15
EFT42636	13/09/2019	ODOUR CONTROL SYSTEMS INTERNATIONAL LTD	ALTERNATIVE DAILY COVER MATERIAL	8,276.40
EFT42637	13/09/2019	YOGA BY LAUREN CATALANO	STAFF HEALTH PROMOTION	450.00
EFT42638	17/09/2019	BLUEFIT PTY LTD (BELMONT OASIS LEISURE CENTRE)	STAFF HEALTH PROMOTION	193.50
EFT42639	17/09/2019	BP AUSTRALIA PTY LTD	FUEL PURCHASES	49,941.59
EFT42640	17/09/2019	BP AUSTRALIA PTY LTD	OIL PURCHASES	963.06
EFT42641	20/09/2019	ADELAIDE SCAFFOLD SOLUTIONS PTY LTD (OLDFIELDS ADVANCE SCAFFOLD)	WWtE PAYMENT RE EMRC / ANERGY AGREEMENT	5,933.18
EFT42642	20/09/2019	DEPUTY COMMISSIONER OF TAXATION	GST PAYMENT	166,945.00
EFT42643	20/09/2019	MODA ENGINEERING PTY LTD	WWtE PAYMENT RE EMRC / ANERGY AGREEMENT	13,299.00
EFT42644	20/09/2019	MVLV POWER SOLUTIONS P/L	WWtE PAYMENT RE EMRC / ANERGY AGREEMENT	94,037.22
EFT42645	20/09/2019	888 CRUSHING & SCREENING EQUIPMENT PTY LTD ATF 888 CRUSHING & SCREENING EQUIPMENT TRUST	EQUIPMENT HIRE - HAZELMERE	13,662.00
EFT42646	20/09/2019	ANALYTICAL REFERENCE LABORATORY (ARL)	STOCKPILE SAMPLE TESTING - HMAS STIRLING	3,643.20
EFT42647	20/09/2019	BOC LTD	GAS BOTTLE REFILLS - RED HILL	491.57
EFT42648	20/09/2019	CHILD SUPPORT	EMPLOYEE DEDUCTION	601.19
EFT42649	20/09/2019	CITY OF SWAN	STAFF HEALTH PROMOTION	130.00
EFT42650	20/09/2019	EVENT AND CONFERENCE CO	WASTE & RECYCLING CONFERENCE 2019	7,700.00
EFT42651	20/09/2019	GREGORY COWAN	STAFF REIMBURSEMENT	1,229.41
EFT42652	20/09/2019	HOUSE OF ASTRADA & ALLWEST UNIFORMS (VERA PTY LTD)	STAFF UNIFORMS	927.00
EFT42653	20/09/2019	KLB SYSTEMS	IT EQUIPMENT PURCHASES & PRINTER CONSUMABLES	12,215.50
EFT42654	20/09/2019	NEVERFAIL SPRINGWATER	BOTTLED WATER	128.35
EFT42655	20/09/2019	SHUGS ELECTRICAL	BUILDING MAINTNENANCE AT RED HILL	220.00
EFT42656	20/09/2019	TELSTRA CORPORATION LTD	TELEPHONE CHARGES	4,911.36
EFT42657	20/09/2019	WESTERN AUSTRALIAN LOCAL GOVERNMENT ASSOCIATION (WALGA)	WALGA SUBSCRIPTION RENEWAL	25,445.90
EFT42658	24/09/2019	MARKETFORCE	VARIOUS PUBLIC NOTICES	261.72
EFT42659	24/09/2019	NEVILLE COLLARD	SMOKING CEREMONY - DEPOSIT	1,000.00
EFT42660	24/09/2019	PAYG PAYMENTS	PAYG TAXATION PAYMENT	83,248.00
EFT42661	24/09/2019	PERTH ENERGY PTY LTD	GAS SUPPLY - WWtE	142.80
EFT42662	25/09/2019	ANERGY AUSTRALIA PTY LTD T/A ANSAC	WWtE - CONTRACT VARIATION PAYMENT	17,330.50
EFT42663	25/09/2019	ATC GROUP (ALL THINGS CONTAINERS)	WWtE - CONTRACT VARIATION PAYMENT	599.75
EFT42664	25/09/2019	BEST BLAST SOUTHWEST	WWtE PAYMENT RE EMRC / ANERGY AGREEMENT	2,530.00
EFT42665	25/09/2019	BUNBURY FREIGHT SERVICES	WWtE PAYMENT RE EMRC / ANERGY AGREEMENT	4,957.17
EFT42666	25/09/2019	EES SHIPPING PTY LTD	WWtE PAYMENT RE EMRC / ANERGY AGREEMENT	52,040.89
EFT42667	25/09/2019	GOLDSQUARE CORPORATION T/A HENDERSON HOSE & FITTING	WWtE PAYMENT RE EMRC / ANERGY AGREEMENT	229.96



**Eastern Metropolitan Regional Council**  
**CEO's DELEGATED PAYMENTS LIST**  
**FOR THE MONTHS OF SEPTEMBER & OCTOBER 2019**

<b>Cheque / EFT No</b>	<b>Date</b>	<b>Payee</b>		<b>Amount</b>
EFT42668	25/09/2019	IBEX AUSTRALIA	WWtE PAYMENT RE EMRC / ANERGY AGREEMENT	39,193.49
EFT42669	25/09/2019	JB SPECIALISED ENGINEERING PTY LTD	WWtE PAYMENT RE EMRC / ANERGY AGREEMENT	10,896.87
EFT42670	25/09/2019	L & H GROUP	WWtE PAYMENT RE EMRC / ANERGY AGREEMENT	9,704.33
EFT42671	25/09/2019	MOXI PTY LTD	WWtE PAYMENT RE EMRC / ANERGY AGREEMENT	2,227.50
EFT42672	25/09/2019	NV ENGINEERING PTY LTD	WWtE PAYMENT RE EMRC / ANERGY AGREEMENT	863.50
EFT42673	25/09/2019	PARTOUT PTY LTD T/A STATEWIDE BEARINGS	WWtE PAYMENT RE EMRC / ANERGY AGREEMENT	223.10
EFT42674	25/09/2019	UNIQUE METALS LASER	WWtE PAYMENT RE EMRC / ANERGY AGREEMENT	11,786.46
EFT42675	25/09/2019	VALVE & FITTING AUSTRALIA	WWtE PAYMENT RE EMRC / ANERGY AGREEMENT	756.85
EFT42676	25/09/2019	VULCAN STEEL PTY LTD (VULCAN STAINLESS)	WWtE PAYMENT RE EMRC / ANERGY AGREEMENT	20,319.27
EFT42677	25/09/2019	WELDLOK INDUSTRIES PTY LTD	WWtE PAYMENT RE EMRC / ANERGY AGREEMENT	13,033.49
EFT42678	25/09/2019	WENCO P/L	WWtE PAYMENT RE EMRC / ANERGY AGREEMENT	852.50
EFT42679	27/09/2019	B&J CATALANO PTY LTD	EXCAVATE, CRUSH, SCREEN & STOCKPILE FERRICRETE / CELL EXCAVATION	199,070.35
EFT42680	27/09/2019	CARPENTRY, HOUSE AND YARD MAINTENANCE	RED HILL WORKSHOP - MAINTENANCE	1,440.00
EFT42681	27/09/2019	DAVID BERESFORD	STAFF REIMBURSEMENT	399.04
EFT42682	27/09/2019	DEPARTMENT OF AGRICULTURE AND WATER RESOURCES	ANNUAL APPROVED ARRANGEMENT CHARGE	2,500.00
EFT42683	27/09/2019	FLICK ANTICIMEX PTY LTD	HYGIENE SERVICES	1,696.53
EFT42684	27/09/2019	HITACHI CONSTRUCTION MACHINERY (AUSTRALIA) PTY LTD	PURCHASE OF A WHEEL LOADER & PLANT SERVICE & MAINTENANCE & REPAIR	426,028.90
EFT42685	27/09/2019	REMBIND PTY LTD	GRANULAR MATERIALS - REMEDIATION PROJECT	33,880.00
EFT42686	01/10/2019	AALAN LINE MARKING SERVICES	LINEMARKING - HRRP	12,177.00
EFT42687	01/10/2019	AIR FILTER DRY CLEAN SYSTEMS WA	PLANT PARTS MAINTENANCE & SERVICE	1,095.06
EFT42688	01/10/2019	ALCOLIZER PTY LTD	SIX-MONTHLY CALIBRATION OF BREATH ANALYSERS & PURCHASE OF BREATH TESTER FOR HAZELMERE	99.00
EFT42689	01/10/2019	ALL RUBBER TMH PTY LTD	REPAIR TO SPLICE ON BELT ON GRINDER	1,159.40
EFT42690	01/10/2019	ALLIGHTSYKES PTY LTD	SERVICE ON GENERATOR AT RED HILL	328.35
EFT42691	01/10/2019	ALLWEST PLANT HIRE	PLANT HIRE	11,495.97
EFT42692	01/10/2019	ANALYTICAL REFERENCE LABORATORY (ARL)	WATER MONITORING & STOCKPILE SAMPLE TESTING - HMAS STIRLING	2,255.00
EFT42693	01/10/2019	ARMAGUARD (LINFOX ARMAGUARD PTY LTD)	COURIER SERVICE	461.32
EFT42694	01/10/2019	AUSTRALIAN HVAC SERVICES	AIRCONDITIONING MAINTENANCE & INSTALLED AIR BALANCING & ZONE SENSOR	1,503.18
EFT42695	01/10/2019	AUSTRALIAN INSTITUTE OF MANAGEMENT - AIM	STAFF TRAINING & CORPORATE MEMBERSHIP RENEWAL	3,117.00
EFT42696	01/10/2019	AUSTRALIAN TRAINING MANAGEMENT PTY LTD (ATM)	STAFF TRAINING	325.00
EFT42697	01/10/2019	AUTOSWEEP WA (LAMBERT FAMILY TRUST)	SITE SWEEPING - HAZELMERE	3,410.00
EFT42698	01/10/2019	BADER LUBRICATION	PLANT MAINTENANCE - GRINDER	608.49
EFT42699	01/10/2019	BARFIELD EARTHMOVING (JAYCOURT NOMINEES P/L)	EQUIPMENT & PRODUCT TRANSPORTATION	860.20
EFT42700	01/10/2019	BEDROCK MINE MAINTENANCE SERVICES PTY LTD	PLANT MAINTENANCE	792.00
EFT42701	01/10/2019	BELMONT - REDCLIFFE NEWSROUND	NEWSPAPERS	59.54
EFT42702	01/10/2019	BIN BATH AUSTRALIA PTY LTD	BIN CLEANING	124.08
EFT42703	01/10/2019	BOYA EQUIPMENT	PLANT MAINTENANCE	885.50
EFT42704	01/10/2019	BRIGHTMARK GROUP PTY LTD	CLEANING SERVICES & CONSUMABLES	2,184.40
EFT42705	01/10/2019	BRING COURIERS	COURIER SERVICE	327.87
EFT42706	01/10/2019	BUDGET ELECTRICS	BUILDING REPAIRS & MAINTENANCE & REPLACE LED LIGHTS AT ASCOT PLACE	5,410.53
EFT42707	01/10/2019	BUNNINGS GROUP LTD	HARDWARE SUPPLIES	32.83
EFT42708	01/10/2019	BURSWOOD TROPHIES	NAME PLATE ENGRAVING & DOOR TITLES	125.40
EFT42709	01/10/2019	CAPITAL TRANSPORT SERVICES (WA) PTY LTD	COURIER SERVICE	890.85



**Eastern Metropolitan Regional Council**  
**CEO's DELEGATED PAYMENTS LIST**  
**FOR THE MONTHS OF SEPTEMBER & OCTOBER 2019**

<b>Cheque / EFT No</b>	<b>Date</b>	<b>Payee</b>		<b>Amount</b>
EFT42710	01/10/2019	CDM AUSTRALIA	IT EQUIPMENT PURCHASES	17,510.38
EFT42711	01/10/2019	CHEMCENTRE	WOODCHIP SAMPLE MONITORING	90.20
EFT42712	01/10/2019	CJD EQUIPMENT PTY LTD	PLANT MAINTENANCE, PARTS & SERVICE	5,371.93
EFT42713	01/10/2019	COMPU-STOR	IT BACKUP DATA SERVICES	1,399.22
EFT42714	01/10/2019	CPR ELECTRICAL SERVICES	ELECTRICAL WORKS AROUND THE HAZELMERE SITE & ASCOT PLACE	30,074.00
EFT42715	01/10/2019	CROSSLAND & HARDY PTY LTD	SURVEYING COSTS - PROPOSED STAGE 14	1,705.00
EFT42716	01/10/2019	DAVID GRAY & CO PTY LTD	PURCHASE OF BINS	1,020.17
EFT42717	01/10/2019	DEERING AUTRONICS AUSTRALIA P/L	INSTALL ACCESSORIES ON A FLEET VEHICLES	925.18
EFT42718	01/10/2019	ECOTECH P/L	WEBSITE MAINTENANCE FEE	561.00
EFT42719	01/10/2019	ELAN ENERGY MATRIX	TYRE DISPOSAL COSTS	609.52
EFT42720	01/10/2019	ELEMENT HYDROGRAPHIC SOLUTIONS	EQUIPMENT MAINTENANCE & SERVICE	309.10
EFT42721	01/10/2019	FENCE ERECT PTY LTD T/A IBOLT FENCING	FENCING FOR HRRP	13,386.12
EFT42722	01/10/2019	FILTERS PLUS	PLANT FILTERS	156.76
EFT42723	01/10/2019	FRESH BOOST PTY LTD ATF BANDITS TRUST	STAFF AMENITIES	1,144.88
EFT42724	01/10/2019	FUELFIX T/AS TANKS2GO	REPAIR TO DIESEL BOWSER AT HAZELMERE	770.00
EFT42725	01/10/2019	FUJI XEROX AUSTRALIA PTY LTD	PHOTOCOPIER MAINTENANCE	3,360.30
EFT42726	01/10/2019	GLEN FORREST GOURMET	CATERING COSTS	100.00
EFT42727	01/10/2019	GREENS ELECTRICAL SERVICE	REPLACE GENERATOR AT RED HILL	640.63
EFT42728	01/10/2019	GREG WOOD TWISTECH	FENCE REPAIR AROUND LEACHATE PONDS	990.00
EFT42729	01/10/2019	GROENEVELD AUSTRALIA P/L	PLANT MAINTENANCE	147.86
EFT42730	01/10/2019	HA HIRE	LINEN HIRE - COUNCIL MEETING	129.01
EFT42731	01/10/2019	HARVEY NORMAN MIDLAND	NEW FRIDGE - HAZELMERE	579.00
EFT42732	01/10/2019	HEATLEY SALES PTY LTD	PROTECTIVE EQUIPMENT	408.03
EFT42733	01/10/2019	HERBERT SMITH FREEHILLS	QUARTERLY LEGISLATIVE REVIEW MANUAL	2,530.00
EFT42734	01/10/2019	HIND'S TRANSPORT SERVICES	PRODUCT TRANSPORTATION COSTS	186.96
EFT42735	01/10/2019	HITACHI CONSTRUCTION MACHINERY (AUSTRALIA) PTY LTD	PLANT SERVICE & MAINTENANCE & REPAIR	899.67
EFT42736	01/10/2019	ILLION AUSTRALIA PTY LTD ( DUN & BRADSTREET)	ONLINE CREDIT REFERENCE CHECKS	542.30
EFT42737	01/10/2019	INSTANT WEIGHT PTY LTD T/A INSTANT WEIGHING	CALIBRATION OF SCALE ON PLANT	1,320.00
EFT42738	01/10/2019	IPING PTY LTD	INTERNET SERVICE	1,128.80
EFT42739	01/10/2019	J & K HOPKINS	PURCHASE OF WATEC WATERSTATION & CHAIRS	5,542.00
EFT42740	01/10/2019	JASON SIGNSMAKERS	SIGNAGE	3,496.10
EFT42741	01/10/2019	JCB CONSTRUCTION EQUIPMENT AUSTRALIA (CFC HOLDINGS- CEA; JCB CEA; DYNAPAC CEA)	PLANT SERVICE & MAINTENANCE	428.74
EFT42742	01/10/2019	JJ RICHARDS & SONS P/L	PRODUCT TRANSPORTATION COST	1,770.00
EFT42743	01/10/2019	JRM RESOURCES	PLANT SERVICE & MAINTENANCE	1,798.67
EFT42744	01/10/2019	K2 AUDIOVISUAL PTY LTD	EQUIPMENT PURCHASES	4,983.00
EFT42745	01/10/2019	KOMATSU FORKLIFT AUSTRALIA PTY LTD	PLANT SERVICE	598.23
EFT42746	01/10/2019	KOTT GUNNING LAWYERS	LEGAL ADVICE	5,370.64
EFT42747	01/10/2019	LABOURFORCE IMPEX PERSONNEL P/L	LABOUR HIRE	5,136.60
EFT42748	01/10/2019	LIEBHERR AUSTRALIA PTY LTD	PLANT SERVICE & MAINTENANCE	23,577.40
EFT42749	01/10/2019	LO-GO APPOINTMENTS	LABOUR HIRE	8,109.04
EFT42750	01/10/2019	LYONS AIRCONDITIONING SERVICES	PLANT PARTS	318.45
EFT42751	01/10/2019	MACRI PARTNERS	AUDIT FEE - GRANT ACQUITTAL	660.00



**Eastern Metropolitan Regional Council**  
**CEO's DELEGATED PAYMENTS LIST**  
**FOR THE MONTHS OF SEPTEMBER & OCTOBER 2019**

<b>Cheque / EFT No</b>	<b>Date</b>	<b>Payee</b>		<b>Amount</b>
EFT42752	01/10/2019	MAIL PLUS PERTH	MAIL EXPENSES	369.60
EFT42753	01/10/2019	MAJOR SECURITY SERVICES PTY LTD	SECURITY MONITORING	3,604.56
EFT42754	01/10/2019	MANDALAY TECHNOLOGIES PTY LTD	PART PAYMENT OF THE PURCHASE COSTS OF WEIGHBRIDGE SOFTWARE FOR RED HILL & HAZELMERE	15,010.06
EFT42755	01/10/2019	MARINE CHALLENGE PTY LTD T/AS PERFECT PROJECT PLANNING	CONSULTING FEE - WWtE	9,900.00
EFT42756	01/10/2019	MARKET CREATIONS PTY LTD	IT CONSULTING	6,121.50
EFT42757	01/10/2019	MIDLAND STEEL FABRICATION	PLANT PARTS - GRINDER	3,036.00
EFT42758	01/10/2019	MISS MAUD	CATERING COSTS	418.90
EFT42759	01/10/2019	MODDEX GROUP PTY LTD	SAFETY EQUIPMENT HIRE	2,731.36
EFT42760	01/10/2019	MONTYANNE PTY LTD ATF THE MONTYANNE TRUST TRADING AS SAFETYQUIP PERTH EAST	HARDWARE SUPPLIES	42.75
EFT42761	01/10/2019	MS GROUNDWATER MANAGEMENT	HYDROGEOLOGICAL ASSESSMENT - HRRP	8,932.00
EFT42762	01/10/2019	MUNDARING CRANE TRUCK HIRE	PLANT TRANSPORTATION COST	247.50
EFT42763	01/10/2019	MUNDARING TYRE CENTRE	TYRE REPAIRS & REPLACEMENT	334.00
EFT42764	01/10/2019	NAPA (FORMERLY KNOWN AS COVS)	HARDWARE SUPPLIES	31.35
EFT42765	01/10/2019	NASH BROS	PLANT REFURBISHMENT	7,569.47
EFT42766	01/10/2019	NATURAL AREA CONSULTING MANAGEMENT SERVICES	CONSULTING FEE - WASTE ENVIRONMENTAL OPERATION AT RED HILL	1,787.50
EFT42767	01/10/2019	NEVERFAIL SPRINGWATER	BOTTLED WATER	351.16
EFT42768	01/10/2019	NEVILLE REFRIGERATION & AIRCONDITIONING	DEGASSING OF FRIDGES & AIRCONDITIONERS - TRANSFER STATIONS	902.00
EFT42769	01/10/2019	OFFICEWORKS	OFFICE STATIONERY	113.18
EFT42770	01/10/2019	ONSITE RENTALS PTY LTD	EQUIPMENT RENTAL	741.53
EFT42771	01/10/2019	OTICON AUSTRALIA P/L T/A AUDIKA	AUDIOLOGICAL ASSESSMENT FOR STAFF	992.20
EFT42772	01/10/2019	PERTH AUTO ALLIANCE P/L T/A LYNFORD MOTORS	VEHICLE PURCHASE	41,265.50
EFT42773	01/10/2019	PERTH BIN HIRE	SKIP BIN HIRE	275.00
EFT42774	01/10/2019	PETRO MIN ENGINEERS	CONSULTING FEE - WWtE	495.00
EFT42775	01/10/2019	PIRTEK MIDLAND (M & B HYDRAULICS PTY LTD)	HYDRAULIC HOSE SUPPLIES & REPAIRS	1,213.80
EFT42776	01/10/2019	PRESTIGE ALARMS	SECURITY MONITORING AT RED HILL & HAZELMERE & INSTALLATION OF GPRS MONITORING FOR HAZELMERE	1,867.00
EFT42777	01/10/2019	PROFESSIONAL GLASS AND MAINTENANCE	REPAIR TO IT COMPUTER DOOR	880.00
EFT42778	01/10/2019	PROFICIENCY GROUP PTY LTD T/AS INFORMATION PROFICIENCY & SIGMA DATA	LICENCE UPGRADE FOR TRIM & ANNUAL LICENCE RENEWAL	17,639.01
EFT42779	01/10/2019	PROTECTOR FIRE SERVICES	FIRE FIGHTING EQUIPMENT INSPECTION & MAINTENANCE AT HAZELMERE	1,649.18
EFT42780	01/10/2019	PRUDENTIAL INVESTMENT SERVICES CORP P/L	INVESTMENT ADVISORY SERVICES	1,959.65
EFT42781	01/10/2019	PUMPS UNITED PTY LTD	PUMP HIRE	1,407.35
EFT42782	01/10/2019	RELATIONSHIPS AUSTRALIA WA INC	EAP - COUNSELLING FEES	495.00
EFT42783	01/10/2019	REMONDIS AUSTRALIA PTY LTD	COLLECTION OF PAPER RECYCLABLES	11.55
EFT42784	01/10/2019	RENT A FENCE PTY LTD	HIRING COSTS - TEMPORARY FENCE FOR WWtE	3,801.87
EFT42785	01/10/2019	ROL-WA PTY LTD T/AS ALLPEST	TERMITE INSPECTION AND RODENT CONTROL	2,892.00
EFT42786	01/10/2019	RUDD INDUSTRIAL AND FARM SUPPLIES	HARDWARE SUPPLIES	957.30
EFT42787	01/10/2019	SAFETY SIGNS SERVICE	SIGNAGE	937.61
EFT42788	01/10/2019	SCADDEN UNITED PTY LTD T/A TONY SCADDEN DIESEL	PLANT SERVICE, REPAIR & MAINTENANCE	693.00
EFT42789	01/10/2019	SEME SOLUTIONS PTY LTD	EQUIPMENT MAINTENANCE - SECURITY CAMERA	695.70
EFT42790	01/10/2019	SETON AUSTRALIA	PROTECTIVE EQUIPMENT	2,956.09
EFT42791	01/10/2019	SIGN SUPERMARKET	SIGNAGE	910.00
EFT42792	01/10/2019	SIGNATURE PAVING AND EARTHWORKS PTY LTD	INSTALL LIMESTONE RETAINING WALLS AROUND WWtE	10,056.07
EFT42793	01/10/2019	SNAP BELMONT (BELSNAP PTY LTD)	PRINTING COSTS - DISPOSAL DOCKETS	363.91



**Eastern Metropolitan Regional Council**  
**CEO's DELEGATED PAYMENTS LIST**  
**FOR THE MONTHS OF SEPTEMBER & OCTOBER 2019**

<b>Cheque / EFT No</b>	<b>Date</b>	<b>Payee</b>		<b>Amount</b>
EFT42794	01/10/2019	SONIC HEALTHPLUS PTY LTD	PRE-EMPLOYMENT MEDICAL	148.50
EFT42795	01/10/2019	SOURCE MY PARTS	PLANT PARTS	2,883.32
EFT42796	01/10/2019	SPUDS GARDENING SERVICES	GROUND MAINTENANCE, SITE REHABILITATION & WEED CONTROL - RED HILL	13,017.00
EFT42797	01/10/2019	ST JOHN AMBULANCE ASSOCIATION	STAFF TRAINING	320.00
EFT42798	01/10/2019	STEWARTS PEST CONTROL	PEST CONTROL - HAZELMERE	195.00
EFT42799	01/10/2019	SWAN FIRE SERVICES	SERVICE MAINTENANCE - FIRE PROTECTION SYSTEM	508.20
EFT42800	01/10/2019	SWAN LOCK SERVICE PTY LTD	LOCK SUPPLIES TO NEW WEIGHBRIDGE OFFICE AT HAZELMERE	1,068.00
EFT42801	01/10/2019	TALIS CONSULTANTS	CONSULTING FEE - STORMWATER DRAINAGE DESIGN, HRRP COMMUNITY RECYCLING CENTRE & HAZELMERE WASTE	17,443.90
EFT42802	01/10/2019	TENDERLINK	ADVERTISING COSTS - TENDER	172.70
EFT42803	01/10/2019	THE WATERSHED	EQUIPMENT PURCHASE	192.80
EFT42804	01/10/2019	TIM DAVIES LANDSCAPING PTY LTD (TDL)	GARDEN MAINTENANCE ASCOT PLACE	1,014.99
EFT42805	01/10/2019	TJ DEPIAZZI & SONS	PRODUCT TRANSPORTATION COSTS	4,997.85
EFT42806	01/10/2019	TOOLMART AUSTRALIA PTY LTD	HARDWARE SUPPLIES	938.75
EFT42807	01/10/2019	TOTAL TOOLS MIDLAND	WORKSHOP SUPPLIES	159.00
EFT42808	01/10/2019	TOTALLY WORKWEAR MIDLAND	PROTECTIVE CLOTHING	1,779.48
EFT42809	01/10/2019	TUTT BRYANT EQUIPMENT (BT EQUIPMENT PTY LTD)	PLANT SERVICE & MAINTENANCE	660.00
EFT42810	01/10/2019	VOLICH WASTE CONTRACTORS PTY LTD	BULK BIN HIRE	44.00
EFT42811	01/10/2019	WA HINO SALES AND SERVICE	PURCHASE OF A WATER TRUCK	277,222.15
EFT42812	01/10/2019	WATERLOGIC AUSTRALIA PTY LTD	EQUIPMENT RENTAL	519.31
EFT42813	01/10/2019	WEST COAST WATER FILTER MAN	SERVICE TO WATER FILTER SYSTEM AT HAZELMERE	990.00
EFT42814	01/10/2019	WEST TIP WASTE CONTROL	PRODUCT TRANSPORTING COSTS	1,749.00
EFT42815	01/10/2019	WESTERN AUSTRALIAN LOCAL GOVERNMENT ASSOCIATION (WALGA)	LOCAL GOVERNMENT CONVENTION 2019	1,616.00
EFT42816	01/10/2019	WESTERN MAZE T/A WESTERN EDUCTING SERVICE	DUST EXTRACTION UNIT MAINTENANCE - GRINDER	610.50
EFT42817	01/10/2019	WESTERN RESOURCE RECOVERY PTY LTD	REMOVE WASTE LIQUID FROM 9 SUMPS - RED HILL	847.00
EFT42818	01/10/2019	WESTRAC EQUIPMENT PTY LTD	PLANT SERVICE AGREEMENT & PLANT PARTS & REPAIRS	7,738.38
EFT42819	01/10/2019	WINC AUSTRALIA PTY LTD	STATIONERY & CONSUMABLES	545.80
EFT42820	01/10/2019	WOOD & FORM CABINETS	INSTALL CABINETS IN HAZELMERE NEW WEIGHBRIDGE OFFICE	3,410.00
EFT42821	01/10/2019	WORK CLOBBER	PROTECTIVE CLOTHING	603.95
EFT42822	01/10/2019	WORLDWIDE PRINTING SOLUTIONS CANNINGTON	PRINTING COSTS - WASTE & RECYCLING GUIDE & STICKERS	3,821.43
EFT42823	01/10/2019	WREN OIL	WASTE OIL REMOVAL	49.50
EFT42824	01/10/2019	WURTH AUSTRALIA PTY LTD	PLANT PARTS	235.17
EFT42825	01/10/2019	YEOMAN PTY LTD ATF THE RJ ROHRLACH FAMILY TRUST	CONSULTING FEES - EAST ROCKINGHAM RRF	686.40
EFT42826	02/10/2019	AUSTRALIA POST - ASCOT PLACE	POSTAL CHARGES	272.25
EFT42827	02/10/2019	EVENT AND CONFERENCE CO	WASTE & RECYCLING CONFERENCE 2019	12,337.00
EFT42828	04/10/2019	ADAM KOVALEVS	QUARTERLY COUNCILLORS PAYMENT	2,640.00
EFT42829	04/10/2019	AIRWELL GROUP PTY LTD	QUARTERLY PUMP CLEAN & MAINTENANCE	3,316.41
EFT42830	04/10/2019	ALGA ( AUSTRALASIAN LAND & GROUNDWATER ASSOCIATION)	STAFF TRAINING	715.00
EFT42831	04/10/2019	AUSTRALIAN INSTITUTE OF MANAGEMENT - AIM	STAFF TRAINING	734.00
EFT42832	04/10/2019	BARRY MCKENNA	QUARTERLY COUNCILLORS PAYMENT	2,640.00
EFT42833	04/10/2019	CABCHARGE	ADMIN FEE	6.00
EFT42834	04/10/2019	CAMERON BLAIR	COUNCILLORS ATTENDANCE FEE	476.00
EFT42835	04/10/2019	CHILD SUPPORT	EMPLOYEE DEDUCTION	601.19



**Eastern Metropolitan Regional Council**  
**CEO's DELEGATED PAYMENTS LIST**  
**FOR THE MONTHS OF SEPTEMBER & OCTOBER 2019**

<b>Cheque / EFT No</b>	<b>Date</b>	<b>Payee</b>		<b>Amount</b>
EFT42836	04/10/2019	DAVID LAVELL	QUARTERLY COUNCILLORS PAYMENT	2,640.00
EFT42837	04/10/2019	DAVID MCDONNELL	QUARTERLY COUNCILLORS PAYMENT	8,975.50
EFT42838	04/10/2019	DYLAN O'CONNOR	QUARTERLY COUNCILLORS PAYMENT	3,893.94
EFT42839	04/10/2019	FILOMENA PIFFARETTI	COUNCILLORS ATTENDANCE FEE	238.00
EFT42840	04/10/2019	FUJI XEROX AUSTRALIA PTY LTD	PHOTOCOPIER - PRINTING CHARGE	66.49
EFT42841	04/10/2019	GEOFF STALLARD	QUARTERLY COUNCILLORS PAYMENT	2,640.00
EFT42842	04/10/2019	IAN JOHNSON	COUNCILLORS ATTENDANCE FEE	238.00
EFT42843	04/10/2019	JAI WILSON	QUARTERLY COUNCILLORS PAYMENT	2,640.00
EFT42844	04/10/2019	JANET POWELL	QUARTERLY COUNCILLORS PAYMENT	2,640.00
EFT42845	04/10/2019	JOHN DAW	QUARTERLY COUNCILLORS PAYMENT	2,640.00
EFT42846	04/10/2019	KATHRYN HAMILTON	COUNCILLORS ATTENDANCE FEE	238.00
EFT42847	04/10/2019	MELISSA MYKYTIUK	QUARTERLY COUNCILLORS PAYMENT	2,640.00
EFT42848	04/10/2019	SALLY PALMER	QUARTERLY COUNCILLORS PAYMENT	2,640.00
EFT42849	04/10/2019	STEPHEN K WOLFF	QUARTERLY COUNCILLORS PAYMENT	2,640.00
EFT42850	04/10/2019	SYNERGY	ELECTRICITY CHARGES - HAZELMERE	101.40
EFT42851	04/10/2019	TELSTRA CORPORATION LTD	TELEPHONE CHARGES	183.06
EFT42852	08/10/2019	AUSTRALIAN INSTITUTE OF MANAGEMENT - AIM	STAFF TRAINING	734.00
EFT42853	08/10/2019	GENSET HIRE AND SALES AUSTRALIA PTY LTD	WASTE OIL TANK PURCHASE	4,719.00
EFT42854	08/10/2019	MARKET CREATIONS PTY LTD	IT CONSULTING	99.00
EFT42855	08/10/2019	PAYG PAYMENTS	PAYG TAXATION PAYMENT	75,530.00
EFT42856	08/10/2019	TELSTRA CORPORATION LTD	TELEPHONE CHARGES	331.08
EFT42857	11/10/2019	ADAM TENCH	CLEANING CAR POOL VEHICLES	405.00
EFT42858	11/10/2019	BRIGHTMARK GROUP PTY LTD	CLEANING SERVICES & CONSUMABLES	644.19
EFT42859	11/10/2019	DIVERSECO PTY LTD	CONTRACT PAYMENT - HAZELMERE WEIGHBRIDGE UPGRADE	15,767.72
EFT42860	11/10/2019	ELEMENT HYDROGRAPHIC SOLUTIONS	EQUIPMENT MAINTENANCE & SERVICE	309.10
EFT42861	11/10/2019	GUIDERA O'CONNOR	REFUND OF OVERPAYMENT	17,764.11
EFT42862	11/10/2019	INSTITUTE OF PUBLIC WORKS ENGINEERING AUST T/A IPWEA- WA DIVISION	STAFF TRAINING	75.00
EFT42863	11/10/2019	KLB SYSTEMS	IT EQUIPMENT PURCHASES	12,298.00
EFT42864	11/10/2019	MOTORCHARGE PTY LTD	FLEET FUEL PURCHASES	2,602.51
EFT42865	11/10/2019	TELSTRA CORPORATION LTD	TELEPHONE CHARGES	583.29
EFT42866	11/10/2019	YOGA BY LAUREN CATALANO	STAFF HEALTH PROMOTION	360.00
EFT42867	15/10/2019	MANDALAY TECHNOLOGIES PTY LTD	ANNUAL SUBSCRIPTION FOR NEW WEIGHBRIDGE SOFTWARE FOR RED HILL & HAZELMERE	5,280.00
EFT42868	15/10/2019	NEVERFAIL SPRINGWATER	BOTTLED WATER	176.00
EFT42869	15/10/2019	REMONDIS AUSTRALIA PTY LTD	COLLECTION OF PAPER RECYCLABLES	187.00
EFT42870	15/10/2019	TALIS CONSULTANTS	CONSULTING FEE - CLASS IV CELL ASSESSMENT OVERUN	4,400.00
EFT42871	18/10/2019	ANERGY AUSTRALIA PTY LTD T/A ANSAC	WWtE - CONTRACT VARIATION PAYMENT	47,624.50
EFT42872	18/10/2019	BP AUSTRALIA PTY LTD	FUEL PURCHASES	63,738.62
EFT42873	18/10/2019	BP AUSTRALIA PTY LTD	OIL PURCHASES	798.61
EFT42874	18/10/2019	CHILD SUPPORT	EMPLOYEE DEDUCTION	601.19
EFT42875	18/10/2019	CITY OF BAYSWATER	STAFF HEALTH PROMOTION	241.20
EFT42876	18/10/2019	CITY OF BELMONT	APPLICATION FEE	55.00
EFT42877	18/10/2019	CIVIL AUTO ELECTRICS PTY LTD	PLANT REPAIR	528.55



**Eastern Metropolitan Regional Council**  
**CEO's DELEGATED PAYMENTS LIST**  
**FOR THE MONTHS OF SEPTEMBER & OCTOBER 2019**

<b>Cheque / EFT No</b>	<b>Date</b>	<b>Payee</b>	<b>Amount</b>
EFT42878	18/10/2019	DEPUTY COMMISSIONER OF TAXATION	223,366.00
EFT42879	18/10/2019	JCB CONSTRUCTION EQUIPMENT AUSTRALIA (CFC HOLDINGS- PLANT SERVICE & MAINTENANCE CEA; JCB CEA; DYNAPAC CEA)	1,816.30
EFT42880	18/10/2019	MVLV POWER SOLUTIONS P/L	18,953.12
EFT42881	18/10/2019	ODOUR CONTROL SYSTEMS INTERNATIONAL LTD	16,552.80
EFT42882	18/10/2019	PERTH ENERGY PTY LTD	142.80
EFT42883	18/10/2019	ROBAYNE INDUSTRIAL SUPPLIES PTY LTD	3,904.85
EFT42884	18/10/2019	TOOLMART AUSTRALIA PTY LTD	107.70
EFT42885	22/10/2019	AUSTRALIAN COMMUNICATIONS & MEDIA AUTHORITY	669.00
EFT42886	22/10/2019	ACMA	780.62
EFT42887	22/10/2019	MARKETFORCE	79,772.72
EFT42887	22/10/2019	PAYG PAYMENTS	4,953.30
EFT42888	22/10/2019	SAI GLOBAL LIMITED	7,465.48
EFT42889	22/10/2019	TELSTRA CORPORATION LTD	41,883.62
EFT42890	22/10/2019	WESTERN AUSTRALIAN LOCAL GOVERNMENT ASSOCIATION (WALGA)	626.69
EFT42891	25/10/2019	AUSCO MODULAR PTY LTD	1,405.00
EFT42892	25/10/2019	CARPENTRY, HOUSE AND YARD MAINTENANCE	3,684,188.93
EFT42893	25/10/2019	DEPARTMENT OF WATER AND ENVIRONMENTAL REGULATION (DWER)	4,675.00
EFT42894	25/10/2019	KLB SYSTEMS	300.00
EFT42895	25/10/2019	PACE PAINTING - TONY PACE	506.00
EFT42896	25/10/2019	REMONDIS AUSTRALIA PTY LTD	126,388.27
EFT42897	30/10/2019	B&J CATALANO PTY LTD	1,827.00
EFT42898	30/10/2019	DEPARTMENT OF WATER AND ENVIRONMENTAL REGULATION (DWER)	196,352.63
EFT42899	30/10/2019	LGIS	516.35
220451	04/09/2019	EMRC PETTY CASH - BELMONT	60.85
220452	04/09/2019	EMRC PETTY CASH - COPPIN ROAD	24.40
220453	04/09/2019	EMRC PETTY CASH - MATHIESON ROAD	193.05
220454	04/09/2019	EMRC PETTY CASH - RED HILL	1,010.85
220455	02/10/2019	EMRC PETTY CASH - BELMONT	48.25
220456	02/10/2019	EMRC PETTY CASH - COPPIN ROAD	23.30
220457	02/10/2019	EMRC PETTY CASH - MATHIESON ROAD	180.95
220458	02/10/2019	EMRC PETTY CASH - RED HILL	1,500.00
220459	03/10/2019	GIDGEGANNUP PRIMARY SCHOOL P&C	1,500.00
220460	03/10/2019	GIDGEGANNUP SCOUT GROUP - SCOUTS WA	1,500.00
220461	03/10/2019	X SPEED AUSTRALIA CYCLE CLUB INC	711.90
220462	07/10/2019	EMRC PETTY CASH - BELMONT	2,213.63
220463	17/10/2019	WATER CORPORATION	802.60
220464	28/10/2019	EMRC PETTY CASH - BELMONT	210,916.75
PAY 2020-5	03/09/2019	PAYROLL FE 3/9/2019	219,851.54
PAY 2020-6	17/09/2019	PAYROLL FE 17/9/2019	208,230.28
PAY 2020-7	01/10/2019	PAYROLL FE 1/10/2019	214,856.32
PAY 2020-8	15/10/2019	PAYROLL FE 15/10/2019	213,853.63
PAY 2020-9	29/10/2019	PAYROLL FE 29/10/2019	1,199.55
1*SEP19	02/09/2019	BANK CHARGES 1842 - 1846	



**Eastern Metropolitan Regional Council**  
**CEO's DELEGATED PAYMENTS LIST**  
**FOR THE MONTHS OF SEPTEMBER & OCTOBER 2019**

<b>Cheque / EFT No</b>	<b>Date</b>	<b>Payee</b>		<b>Amount</b>
1*OCT20	1/10/2019	BANK CHARGES 1846 - 1450	BANK FEES & CHARGES	1,422.44
DD19054.1	03/09/2019	WALGS PLAN	SUPERANNUATION	26,577.83
DD19054.2	03/09/2019	SUNSUPER	SUPERANNUATION	677.26
DD19054.3	03/09/2019	ZURICH MASTER SUPERANNUATION FUND	SUPERANNUATION	296.52
DD19054.4	03/09/2019	RETAIL EMPLOYEES SUPERANNUATION TRUST	SUPERANNUATION	1,566.36
DD19054.5	03/09/2019	AUSTRALIAN ETHICAL SUPER	SUPERANNUATION	258.33
DD19054.6	03/09/2019	ONEPATH MASTERFUND (ANZ)	SUPERANNUATION	180.83
DD19054.7	03/09/2019	BT SUPER FOR LIFE	SUPERANNUATION	614.84
DD19054.8	03/09/2019	PLUM SUPERANNUATION FUND ( MLC )	SUPERANNUATION	296.52
DD19054.9	03/09/2019	MARANI SUPER FUND	SUPERANNUATION	997.11
DD19054.10	03/09/2019	AMP - SIGNATURESUPER	SUPERANNUATION	1,078.50
DD19054.11	03/09/2019	NORTH PERSONAL SUPERANNUATION	SUPERANNUATION	540.04
DD19054.12	03/09/2019	AMP FLEXIBLE LIFETIME SUPER	SUPERANNUATION	621.16
DD19054.13	03/09/2019	BT LIFETIME SUPER - EMPLOYER PLAN	SUPERANNUATION	275.76
DD19054.14	03/09/2019	CBUS INDUSTRY SUPER	SUPERANNUATION	1,047.96
DD19054.15	03/09/2019	TELSTRA SUPERANNUATION SCHEME	SUPERANNUATION	232.63
DD19054.16	03/09/2019	COMMONWEALTH ESSENTIAL SUPER	SUPERANNUATION	263.54
DD19054.17	03/09/2019	MY NORTH SUPER A/T WEALTH PERSONAL SUPERANNUATION & PENSION FUN	SUPERANNUATION	446.00
DD19054.18	03/09/2019	ETHAN Y WANG SUPER PTY LTD ATF ETHAN Y WANG SUPERANNUATION FUND	SUPERANNUATION	595.33
DD19054.19	03/09/2019	A&S HUGHES-D'AETH PTY LTD ATF A&S HUGHES-D'AETH SUPERANNUATION FUND	SUPERANNUATION	533.68
DD19054.20	03/09/2019	HOSTPLUS SUPERANNUATION FUND	SUPERANNUATION	2,083.69
DD19054.21	03/09/2019	AUSTRALIAN SUPER	SUPERANNUATION	2,254.41
DD19054.22	03/09/2019	LEGALSUPER	SUPERANNUATION	401.92
DD19054.23	03/09/2019	AUSTRALIAN CATHOLIC SUPERANNUATION & RETIREMENT FUND	SUPERANNUATION	323.86
DD19054.24	03/09/2019	MLC SUPER FUND	SUPERANNUATION	606.96
DD19055.1	17/09/2019	WALGS PLAN	SUPERANNUATION	26,444.00
DD19055.2	17/09/2019	ZURICH MASTER SUPERANNUATION FUND	SUPERANNUATION	296.52
DD19055.3	17/09/2019	RETAIL EMPLOYEES SUPERANNUATION TRUST	SUPERANNUATION	1,546.78
DD19055.4	17/09/2019	AUSTRALIAN ETHICAL SUPER	SUPERANNUATION	252.84
DD19055.5	17/09/2019	ONEPATH MASTERFUND (ANZ)	SUPERANNUATION	184.27
DD19055.6	17/09/2019	BT SUPER FOR LIFE	SUPERANNUATION	614.84
DD19055.7	17/09/2019	PLUM SUPERANNUATION FUND ( MLC )	SUPERANNUATION	296.52
DD19055.8	17/09/2019	MARANI SUPER FUND	SUPERANNUATION	997.11
DD19055.9	17/09/2019	AMP - SIGNATURESUPER	SUPERANNUATION	1,078.50
DD19055.10	17/09/2019	UNISUPER	SUPERANNUATION	203.88
DD19055.11	17/09/2019	NORTH PERSONAL SUPERANNUATION	SUPERANNUATION	540.22
DD19055.12	17/09/2019	AMP FLEXIBLE LIFETIME SUPER	SUPERANNUATION	621.16
DD19055.13	17/09/2019	BT LIFETIME SUPER - EMPLOYER PLAN	SUPERANNUATION	271.10
DD19055.14	17/09/2019	CBUS INDUSTRY SUPER	SUPERANNUATION	1,029.29
DD19055.15	17/09/2019	TELSTRA SUPERANNUATION SCHEME	SUPERANNUATION	231.76
DD19055.16	17/09/2019	COMMONWEALTH ESSENTIAL SUPER	SUPERANNUATION	264.20
DD19055.17	17/09/2019	MY NORTH SUPER A/T WEALTH PERSONAL SUPERANNUATION & PENSION FUN	SUPERANNUATION	447.83



**Eastern Metropolitan Regional Council**  
**CEO's DELEGATED PAYMENTS LIST**  
**FOR THE MONTHS OF SEPTEMBER & OCTOBER 2019**

<b>Cheque / EFT No</b>	<b>Date</b>	<b>Payee</b>		<b>Amount</b>
DD19055.18	17/09/2019	ETHAN Y WANG SUPER PTY LTD ATF ETHAN Y WANG SUPERANNUATION FUND	SUPERANNUATION	595.33
DD19055.19	17/09/2019	A&S HUGHES-D'AETH PTY LTD ATF A&S HUGHES-D'AETH SUPERANNUATION FUND	SUPERANNUATION	533.68
DD19055.20	17/09/2019	HOSTPLUS SUPERANNUATION FUND	SUPERANNUATION	2,137.50
DD19055.21	17/09/2019	AUSTRALIAN SUPER	SUPERANNUATION	2,309.79
DD19055.22	17/09/2019	SUNSUPER	SUPERANNUATION	677.26
DD19055.23	17/09/2019	LEGALSUPER	SUPERANNUATION	401.92
DD19055.24	17/09/2019	MLC SUPER FUND	SUPERANNUATION	561.64
1583	04/09/2019	SHANGHAI SHUANGMU RADIATOR MANUFACTURING CO, LTD	WWtE PAYMENT RE EMRC / ANERGY AGREEMENT	11,717.84
1584	05/09/2019	HUBEI YIDU YUNJI MEC. & ELEC. CO. LTD	WWtE PAYMENT RE EMRC / ANERGY AGREEMENT	3,804.69
1585	10/09/2019	WESTPAC BANKING CORPORATION	TERM DEPOSIT INVESTMENT	1,000,000.00
1586	12/09/2019	ANZ BANKING GROUP	TERM DEPOSIT INVESTMENT	500,000.00
1587	13/09/2019	WESTPAC BANKING CORPORATION	TERM DEPOSIT INVESTMENT	1,000,000.00
1588	17/09/2019	ANZ BANKING GROUP	TERM DEPOSIT INVESTMENT	7,000,000.00
1589	20/09/2019	MACQUARIE BANK LIMITED - SYDNEY	TERM DEPOSIT INVESTMENT	2,500,000.00
1590	23/09/2019	AUSTRACLEAR LIMITED (ASX)	FINANCIAL SERVICES FEE	30.80
1591	16/09/2019	WBC - CORPORATE MASTERCARD - D AMEDURI	CREDIT CARD PURCHASES	720.62
1592	16/09/2019	WBC - CORPORATE MASTERCARD - DAVID SCHMIDT	CREDIT CARD PURCHASES	444.46
1593	16/09/2019	WBC - CORPORATE MASTERCARD - DOUGLAS DARMAGO	CREDIT CARD PURCHASES	2,745.58
1594	16/09/2019	WBC - CORPORATE MASTERCARD - IZABELLA KRZYSKO	CREDIT CARD PURCHASES	5.66
1595	16/09/2019	WBC - CORPORATE MASTERCARD - MARCUS GEISLER	CREDIT CARD PURCHASES	990.08
1596	16/09/2019	WBC - CORPORATE MASTERCARD - S FITZPATRICK	CREDIT CARD PURCHASES	408.63
1597	16/09/2019	WBC - CORPORATE MASTERCARD - T BEINHAEUER	CREDIT CARD PURCHASES	941.59
1598	16/09/2019	WBC - CORPORATE MASTERCARD - T ECKSTEIN	CREDIT CARD PURCHASES	972.45
1599	16/09/2019	WBC - CORPORATE MASTERCARD - W HARRIS	CREDIT CARD PURCHASES	890.72
1600	16/09/2019	WBC - CORPORATE MASTERCARD - Z WILLIAMSON	CREDIT CARD PURCHASES	335.49
1601	21/10/2019	AUSTRACLEAR LIMITED (ASX)	FINANCIAL SERVICES FEE	39.05
1602	18/10/2019	HUBEI YIDU YUNJI MEC. & ELEC. CO. LTD	WWtE PAYMENT RE EMRC / ANERGY AGREEMENT	3,767.60
1603	30/10/2019	ANHUI LIXIN CLUTCH COMPANY	WWtE PAYMENT RE EMRC / ANERGY AGREEMENT	554.19
1604	30/10/2019	MACQUARIE BANK LIMITED - SYDNEY	TERM DEPOSIT INVESTMENT	2,000,000.00
1605	31/10/2019	ANZ BANKING GROUP	TERM DEPOSIT INVESTMENT	1,500,000.00
1606	15/10/2019	WBC - CORPORATE MASTERCARD - D AMEDURI	CREDIT CARD PURCHASES	977.24
1607	15/10/2019	WBC - CORPORATE MASTERCARD - DAVID SCHMIDT	CREDIT CARD PURCHASES	2,409.77
1608	15/10/2019	WBC - CORPORATE MASTERCARD - DOUGLAS DARMAGO	CREDIT CARD PURCHASES	4,636.63
1609	15/10/2019	WBC - CORPORATE MASTERCARD - FRANK HUA HIM KUA	CREDIT CARD PURCHASES	512.00
1610	15/10/2019	WBC - CORPORATE MASTERCARD - IZABELLA KRZYSKO	CREDIT CARD PURCHASES	1,293.75
1611	15/10/2019	WBC - CORPORATE MASTERCARD - MARCUS GEISLER	CREDIT CARD PURCHASES	2,467.49
1612	15/10/2019	WBC - CORPORATE MASTERCARD - S FITZPATRICK	CREDIT CARD PURCHASES	4,149.53
1613	15/10/2019	WBC - CORPORATE MASTERCARD - T BEINHAEUER	CREDIT CARD PURCHASES	1,278.38
1614	15/10/2019	WBC - CORPORATE MASTERCARD - T ECKSTEIN	CREDIT CARD PURCHASES	1,473.42
1615	15/10/2019	WBC - CORPORATE MASTERCARD - W HARRIS	CREDIT CARD PURCHASES	19.10
1616	15/10/2019	WBC - CORPORATE MASTERCARD - Z WILLIAMSON	CREDIT CARD PURCHASES	517.01
<b>SUB TOTAL</b>				<b>24,472,820.32</b>



**Eastern Metropolitan Regional Council**  
**CEO's DELEGATED PAYMENTS LIST**  
**FOR THE MONTHS OF SEPTEMBER & OCTOBER 2019**

<b>Cheque / EFT No</b>	<b>Date</b>	<b>Payee</b>	<b>Amount</b>
----------------------------	-------------	--------------	---------------

		<b>LESS CANCELLED EFTs &amp; CHEQUES</b>	<b>Nil</b>
--	--	--	------------

		<b>TOTAL</b>	<b>24,472,820.32</b>
--	--	--------------	----------------------

**REPORT**

<b>Bank Code</b>	<b>Bank</b>	
	EMRC - Municipal Fund	<b>24,472,820.32</b>

All Employee Superannuation obligations for the periods September & October 2019 have been paid by the EMRC.



## **14.3 FINANCIAL REPORT FOR PERIOD ENDED 31 AUGUST 2019**

**REFERENCE: D2019/14740**

### **PURPOSE OF REPORT**

The purpose of this report is to provide Council with an overview of the EMRC's financial performance for the period ended 31 August 2019.

### **KEY POINTS AND RECOMMENDATION(S)**

- Significant year to date budget variances greater than 10% or \$20,000, whichever is the greater, within each nature and type category on the Statement of Financial Activity as at 31 August 2019 have been identified and are reported on in the body of the report.

#### **Recommendation(s)**

That Council receives the Statement of Comprehensive Income, Capital Expenditure Statement, Statement of Financial Position, Statement of Cash and Investments and the Investment Report for the period ended 31 August 2019.

### **SOURCE OF REPORT**

Director Corporate Services

### **BACKGROUND**

It is a requirement of the *Local Government (Financial Management) Regulations 1996* (r.34) that a Local Government is to prepare and present to Council financial reports in such a form as the Local Government considers to be appropriate.

The 2019/2020 Budget was presented in a format that separated operating income and expenditure from other revenue and expenses to provide improved disclosure of Council's underlying operating result.

Submitted to each meeting of Council is a financial report and summaries which provide an overview of year to date budget performance for operating activities and capital works. Variances greater than 10% or \$20,000, whichever is the greater, within each nature and type category on the Statement of Comprehensive Income are reported on in the body of the report. Also included are end of year forecasts by nature and type for operating activities and end of year forecasts for each capital works project. These forecasts are reviewed regularly in order to provide an accurate forecast of the end of year result.

### **REPORT**

Outlined below are financial statements for the period ended 31 August 2019. Where possible the year to date monthly budget allocations will be reviewed in order to match the appropriate timing for the various projects budgeted to be undertaken. This will provide a better comparison between the year to date actual and year to date budget figures.



*Item 14.3 continued*

**Statement of Comprehensive Income - Nature and Type (refer Attachment 1)**

The year to date operating result from normal activities as at 31 August 2019 is a favourable variance of \$4,450 (0.42%) against budget. The following information is provided on key aspects of Council's year to date financial performance:

<b><u>Operating Income</u></b>	<i>Actuals for the Year</i>	An unfavourable variance of \$341,488 (8.10%).
	<i>End of Year Forecast</i>	As per budget - not yet due to be reviewed.

Operating Income variances previously reported to Council:

1. Year to date Reimbursements of \$86,057 is \$45,645 (34.66%) below the budget of \$131,702. This is attributable to a lower level of reimbursements compared to budget relating to the Coppin & Mathieson Transfer Stations.
2. Year to date Other Income of \$235,207 is \$210,713 (47.25%) below the budget of \$445,920. This is mainly attributable to lower ferricrete sales during August 2019 (\$40,066 compared to a budget of \$130,000), a lower level of Greenwaste products sales (\$8,376 compared to a budget of \$46,816) and the timing of royalty payments from the sale of landfill gas (\$0 compared to a budget of \$116,666).

There were no further significant Operating Income variances as at 31 August 2019.

<b><u>Operating Expenditure</u></b>	<i>Actuals for the Year</i>	A favourable variance of \$345,938 (10.97%).
	<i>End of Year Forecast</i>	As per budget - not yet due to be reviewed.

Operating Expenditure variances previously reported to Council:

1. Year to date Contract Expenses of \$385,435 is \$239,787 (38.35%) below the budget of \$625,222 due to the timing of various projects from different business units.  
 Projects where the expenditures are lower than budget for various directorates/business units include: Waste Services projects (\$109,084), Regional Development (\$46,629), Environmental Services (\$21,572) and Corporate Services (\$61,936).
2. Year to date Material Expenses of \$187,953 is \$49,852 (36.10%) above the budget of \$138,101. This is primarily due to the purchase of a binding material (Rembind) required as part of waste acceptance approval requirements which has resulted in an unfavourable variance of \$53,009 for Waste Services. This is offset by an increase in income for commercial tonnages at the Red Hill Waste Management Facility.

Operating Expenditure variances not previously reported to Council:

3. Year to date Depreciation Expenses of \$724,391 is \$96,165 (11.72%) below the budget of \$820,556. The variance is primarily due to the low level of capital expenditure as at 31 August 2019.
4. Year to date Miscellaneous Expenses of \$167,124 is \$57,269 (25.52%) below the budget of \$224,393. The variance relates primarily to the lower landfill levy payable compared to budget as a result of the lower level of tonnages received as at the period end date.





*Item 14.3 continued*

5. Year to date Cost Allocated Expenses of \$82,247 is \$119,688 (59.27%) below the budget of \$201,935. This variance relates specifically to internal costs allocated between the Hazelmere C&I Plant and the Red Hill Landfill Facility Class III cell as a result of lower activity at the C & I Plant.

There were no further significant Operating Expenditure variances as at 31 August 2019.

<b><u>*Other Revenues and Expenses (Net)</u></b>	<i>Actuals for the Year</i>	An unfavourable variance of \$87,739 (7.31%).
	<i>End of Year Forecast</i>	As per budget - not yet due to be reviewed.

Other Revenues and Expenses variances previously reported to Council:

1. Year to date User Charges of \$5,518 is \$111,982 (95.30%) below the budget of \$117,500. The variance is due to the lower level of tonnages received through the Hazelmere C & I facility.
2. Year to date Other Revenue of \$1,888 is \$157,488 (98.82%) below the budget of \$159,376. The variance relates specifically to the sale of products from the Hazelmere C&I Project due to the lower than budget level of tonnages received through the C&I facility and resulting recoverable material available for sale (\$1,888 compared to a budget of \$34,072), as well as the sale of electricity from the Wood Waste to Energy facility which is yet to be completed (\$0 compared to a budget of \$125,304).
3. Year to date Salary Expenses (Other Expenses) of \$58,222 is \$59,114 (50.38%) below the budget of \$117,336. The variance is principally attributable to the low level of activity in the Hazelmere C & I facility due to the lower than budget level of tonnages received.

Other Revenues and Expenses variances not previously reported to Council:

4. Year to date Interest Restricted Cash Investments of \$391,268 is \$59,788 (18.04%) above the budget of \$331,480. This is attributable to the higher level of funds available for investment as at 31 August 2019, and a higher average interest rate expected to be received for the 2019/2020 financial year (2.53% as at 31 August 2019 compared to the budgeted rate of 1.78%).

There were no further significant Other Revenues and Expenses variances as at 31 August 2019.

**Capital Expenditure Statement (refer Attachment 2)**

<b><u>Capital Expenditure</u></b>	<i>Actuals for the Year</i>	A favourable variance of \$3,245,755.
	<i>End of Year Forecast</i>	As per budget - not yet due to be reviewed.

Capital Expenditure variances:

A favourable variance of \$3,245,755 existed as at 31 August 2019 when compared to the budget of \$4,483,755. The year to date budget provisions are used as a guide only as expenditure of a capital nature is undertaken as and when required.

Major capital expenditures to 31 August 2019 include:

- Purchase / Replace Plant Red Hill Landfill Facility - \$387,299;
- Construct and Commission Resource Recovery Park - WWtE Building - \$367,994;
- Construct and Commission Resource Recovery Park - Site Infrastructure - \$145,004; and
- Purchase Vehicles - Ascot Place - \$87,128.



*Item 14.3 continued*

**Statement of Financial Position (refer Attachment 3)**

The Statement of Financial Position shows the overall impact of actual balances compared with budget provisions and end of year forecasts for operating and capital works activities.

Total Equity as at 31 August 2019 totals \$197,694,382. This is an increase of \$2,180,780 from the 30 June 2019 equity of \$195,513,602 and represents the net change in assets from operations.

As end of year forecasts are yet to be reviewed, the forecast balances as at 31 August 2019 are as per the budget estimates.

**Statement of Cash and Investments (refer Attachment 4)**

The level of cash and investments in the Municipal Fund as at 31 August 2019 is \$11,587,094 and Restricted Cash amount to \$92,583,220.

The net movement for the month is an increase of \$1,153,570.

As end of year forecasts are yet to be reviewed, the forecast balances as at 31 August 2019 are as per the budget estimates.

**Investment Report (refer Attachment 5)**

Term deposits valued at \$10,500,000 matured during August 2019 all of which was reinvested into further term deposits together with additional surplus funds.

**STRATEGIC/POLICY IMPLICATIONS**

Key Result Area 3 - Good Governance

- 3.3 To provide responsible and accountable governance and management of the EMRC
- 3.4 To continue to improve financial and asset management practices

**FINANCIAL IMPLICATIONS**

As outlined within the report and attachments.

**SUSTAINABILITY IMPLICATIONS**

Nil



*Item 14.3 continued*

**MEMBER COUNCIL IMPLICATIONS**

Member Council	Implication Details
Town of Bassendean	} Nil
City of Bayswater	
City of Belmont	
City of Kalamunda	
Shire of Mundaring	
City of Swan	

**ATTACHMENT(S)**

1. Statement of Comprehensive Income by Nature and Type (Ref: D2019/16357)
2. Capital Expenditure Statement (Ref: D2019/16358)
3. Statement of Financial Position (Ref: D2019/16359)
4. Statement of Cash and Investments (Ref: D2019/16360)
5. Investment Report (Ref: D2019/16361)

**VOTING REQUIREMENT**

Simple Majority

**RECOMMENDATION(S)**

That Council receives the Statement of Comprehensive Income, Capital Expenditure Statement, Statement of Financial Position, Statement of Cash and Investments and the Investment Report for the period ended 31 August 2019.

**COUNCIL RESOLUTION(S)**

MOVED CR

SECONDED CR



# STATEMENT OF COMPREHENSIVE INCOME

## Nature and Type

**AUGUST 2019**

Year to Date				Full Year			
Actual	Budget	Variance		Forecast	Budget	Variance	
<b>Operating Income</b>							
\$5,370,555	\$5,669,200	(\$298,645)	(U)	User Charges	\$34,133,183	\$34,133,183	\$0 (F)
(\$2,232,729)	(\$2,424,620)	\$191,891	(F)	<u>Less Landfill Levy Charges</u>	(\$14,607,723)	(\$14,607,723)	\$0 (F)
\$3,137,826	\$3,244,580	(\$106,754)	(U)	Net User Charges	\$19,525,460	\$19,525,460	\$0 (F)
\$75,905	\$73,763	\$2,142	(F)	Special Charges	\$442,603	\$442,603	\$0 (F)
\$290,733	\$276,303	\$14,430	(F)	Contributions	\$563,447	\$563,447	\$0 (F)
\$0	\$0	\$0	(F)	Operating Grants	\$525,000	\$525,000	\$0 (F)
\$50,050	\$44,998	\$5,052	(F)	Interest Municipal Cash Investments	\$270,000	\$270,000	\$0 (F)
\$86,057	\$131,702	(\$45,645)	(U)	Reimbursements	\$790,259	\$790,259	\$0 (F)
\$235,207	\$445,920	(\$210,713)	(U)	Other	\$2,675,597	\$2,675,597	\$0 (F)
<b>\$3,875,778</b>	<b>\$4,217,266</b>	<b>\$341,488</b>	<b>(U)</b>	<b>Total Operating Income</b>	<b>\$24,792,366</b>	<b>\$24,792,366</b>	<b>\$0 (F)</b>
<b>Operating Expenditure</b>							
\$1,158,479	\$1,269,830	\$111,351	(F)	Salary Expenses	\$9,856,504	\$9,856,504	\$0 (F)
\$385,435	\$625,222	\$239,787	(F)	Contract Expenses	\$4,706,382	\$4,706,382	\$0 (F)
\$187,953	\$138,101	(\$49,852)	(U)	Material Expenses	\$1,114,269	\$1,114,269	\$0 (F)
\$52,020	\$54,570	\$2,550	(F)	Utility Expenses	\$327,525	\$327,525	\$0 (F)
\$113,538	\$122,424	\$8,886	(F)	Fuel Expenses	\$734,688	\$734,688	\$0 (F)
\$43,917	\$43,040	(\$877)	(U)	Insurance Expenses	\$258,545	\$258,545	\$0 (F)
\$724,391	\$820,556	\$96,165	(F)	Depreciation Expenses	\$4,923,631	\$4,923,631	\$0 (F)
\$167,124	\$224,393	\$57,269	(F)	Miscellaneous Expenses	\$936,306	\$936,306	\$0 (F)
\$57,721	\$58,068	\$347	(F)	Provision Expenses	\$236,821	\$236,821	\$0 (F)
(\$82,247)	(\$201,935)	(\$119,688)	(U)	Costs Allocated	(\$2,146,825)	(\$2,146,825)	\$0 (F)
<b>\$2,808,331</b>	<b>\$3,154,269</b>	<b>\$345,938</b>	<b>(F)</b>	<b>Total Operating Expenditure</b>	<b>\$20,947,846</b>	<b>\$20,947,846</b>	<b>\$0 (F)</b>
<b>\$1,067,447</b>	<b>\$1,062,997</b>	<b>\$4,450</b>	<b>(F)</b>	<b>OPERATING RESULT FROM NORMAL ACTIVITIES</b>	<b>\$3,844,520</b>	<b>\$3,844,520</b>	<b>\$0 (F)</b>
Surplus	Surplus			Surplus	Surplus		

**Notes:**

1. User Charges - include member Councils and casual users pertaining to waste, risk management and environmental services fees and charges;
2. Special Charges - Waste Education Levy;
3. Contributions - member Councils' contributions to projects and services;
4. Operating Grants - grant income predominantly from government agencies;
5. Other Operating Income - includes income from the sale of products;
6. Actual & YTD Budget User Charges & Miscellaneous Expenses excludes the landfill levy value of \$2,232,729 as at 31 August 2019; and
7. Full Year Budget & Forecast User Charges & Miscellaneous Expenses excludes the landfill levy of \$14,607,723

(F) denotes Favourable variance and (U) denotes Unfavourable variance



# STATEMENT OF COMPREHENSIVE INCOME

## Nature and Type

Year to Date

AUGUST 2019

Full Year

Actual	Budget	Variance		Forecast	Budget	Variance	
--------	--------	----------	--	----------	--------	----------	--

### Other Revenues

\$5,518	\$117,500	(\$111,982)	(U)	User Charges	\$705,000	\$705,000	\$0	(F)
\$824,111	\$805,664	\$18,447	(F)	Secondary Waste Charge	\$4,756,004	\$4,756,004	\$0	(F)
\$0	\$0	\$0	(F)	Operating Grants	\$0	\$0	\$0	(F)
\$391,268	\$331,480	\$59,788	(F)	Interest Restricted Cash Investments	\$1,604,959	\$1,604,959	\$0	(F)
\$0	\$8	(\$8)	(U)	Reimbursements	\$50	\$50	\$0	(F)
\$157,955	\$148,800	\$9,155	(F)	Proceeds from Sale of Assets	\$205,000	\$205,000	\$0	(F)
\$1,888	\$159,376	(\$157,488)	(U)	Other	\$956,262	\$956,262	\$0	(F)
<b>\$1,380,740</b>	<b>\$1,562,828</b>	<b>(\$182,088)</b>	<b>(U)</b>	<b>Total Other Revenues</b>	<b>\$8,227,275</b>	<b>\$8,227,275</b>	<b>\$0</b>	<b>(F)</b>

### Other Expenses

\$58,222	\$117,336	\$59,114	(F)	Salary Expenses	\$828,644	\$828,644	\$0	(F)
\$42,068	\$48,876	\$6,808	(F)	Contract Expenses	\$850,463	\$850,463	\$0	(F)
\$180	\$12,560	\$12,380	(F)	Material Expenses	\$75,475	\$75,475	\$0	(F)
\$1,263	\$4,780	\$3,517	(F)	Utility Expenses	\$28,700	\$28,700	\$0	(F)
\$0	\$166	\$166	(F)	Fuel Expenses	\$1,000	\$1,000	\$0	(F)
\$9,411	\$9,226	(\$185)	(U)	Insurance Expenses	\$55,406	\$55,406	\$0	(F)
\$13,171	\$16,042	\$2,871	(F)	Depreciation Expenses	\$503,290	\$503,290	\$0	(F)
\$24,400	\$22,194	(\$2,206)	(U)	Miscellaneous Expenses	\$133,350	\$133,350	\$0	(F)
\$60,209	\$52,300	(\$7,909)	(U)	Carrying Amount of Assets Disposed Of	\$153,999	\$153,999	\$0	(F)
\$58,482	\$78,275	\$19,793	(F)	Costs Allocated	\$683,135	\$683,135	\$0	(F)
<b>\$267,406</b>	<b>\$361,755</b>	<b>\$94,349</b>	<b>(F)</b>	<b>Total Other Expenses</b>	<b>\$3,313,462</b>	<b>\$3,313,462</b>	<b>\$0</b>	<b>(F)</b>

<b>\$1,113,334</b>	<b>\$1,201,073</b>	<b>(\$87,739)</b>	<b>(U)</b>	<b>OPERATING RESULT FROM OTHER ACTIVITIES</b>	<b>\$4,913,813</b>	<b>\$4,913,813</b>	<b>\$0</b>	<b>(F)</b>
Surplus	Surplus				Surplus	Surplus		

<b>\$2,180,780</b>	<b>\$2,264,070</b>	<b>(\$83,290)</b>	<b>(U)</b>	<b>NET RESULT</b>	<b>\$8,758,333</b>	<b>\$8,758,333</b>	<b>\$0</b>	<b>(F)</b>
Surplus	Surplus				Surplus	Surplus		

### Realised/Unrealised (Gain)/Loss From Change in Fair Value of Investments

\$0	\$0	\$0	(F)	Unrealised (Gain)/Loss	\$0	\$0	\$0	(F)
\$0	\$0	\$0	(F)	Realised (Gain)/Loss	\$0	\$0	\$0	(F)
<b>\$0</b>	<b>\$0</b>	<b>\$0</b>	<b>(F)</b>	<b>Total (Gain)/Loss from change in Fair Value of Investments</b>	<b>\$0</b>	<b>\$0</b>	<b>\$0</b>	<b>(F)</b>

### Other Comprehensive Income

\$0	\$0	\$0	(F)	Revaluation of Assets/Accumulated Depreciation Reversal	\$0	\$0	\$0	(F)
\$0	\$0	\$0	(F)	Other Comprehensive Income	\$0	\$0	\$0	(F)
<b>\$0</b>	<b>\$0</b>	<b>\$0</b>	<b>(F)</b>	<b>Total Other Comprehensive Income</b>	<b>\$0</b>	<b>\$0</b>	<b>\$0</b>	<b>(F)</b>

<b>\$2,180,780</b>	<b>\$2,264,070</b>	<b>(\$83,290)</b>	<b>(U)</b>	<b>CHANGE IN NET ASSETS FROM OPERATIONS</b>	<b>\$8,758,333</b>	<b>\$8,758,333</b>	<b>\$0</b>	<b>(F)</b>
Surplus	Surplus				Surplus	Surplus		



# CAPITAL EXPENDITURE STATEMENT

## AUGUST 2019

Year to Date				On (F) = Favourable variation Order (U) = Unfavourable variation	Full Year			
Actual	Budget	Variance			Forecast	Budget	Variance	
Governance and Corporate Services								
\$87,128	\$56,166	(\$30,962)	(U)	\$0	Purchase Vehicles - Ascot Place ( 24440/00 )	\$337,000	\$337,000	\$0 (F)
\$0	\$4,166	\$4,166	(F)	\$0	Purchase Furniture Fittings & Equipment - Corporate Services ( 24510/01 )	\$25,000	\$25,000	\$0 (F)
\$9,425	\$56,000	\$46,575	(F)	\$0	Purchase Information Technology & Communication Equipment ( 24550/00 )	\$336,000	\$336,000	\$0 (F)
\$0	\$3,332	\$3,332	(F)	\$0	Purchase Art Works ( 24620/00 )	\$20,000	\$20,000	\$0 (F)
\$0	\$26,666	\$26,666	(F)	\$0	Capital Improvement Administration Building - Ascot Place ( 25240/01 )	\$160,000	\$160,000	\$0 (F)
\$0	\$750	\$750	(F)	\$0	Upgrade Security Equipment - Ascot Place ( 25530/01 )	\$4,500	\$4,500	\$0 (F)
\$96,553	\$147,080	\$50,527	(F)	\$0		\$882,500	\$882,500	\$0 (F)

# CAPITAL EXPENDITURE STATEMENT

**AUGUST 2019**

Year to Date			On (F) = Favourable variation Order (U) = Unfavourable variation	Full Year		
Actual	Budget	Variance		Forecast	Budget	Variance

## Resource Recovery

\$367,994	\$0	(\$367,994) (U)	\$0	Construct and Commission Resource Recovery Park - Wood Waste to Energy Building ( 24259/05 )	\$0	\$0	\$0 (F)
\$0	\$91,664	\$91,664 (F)	\$0	Construct and Commission Resource Recovery Park - Community Transfer Station ( 24259/06 )	\$550,000	\$550,000	\$0 (F)
\$0	\$133,332	\$133,332 (F)	\$0	Construct and Commission Resource Recovery Park - Site/Administration Office ( 24259/07 )	\$800,000	\$800,000	\$0 (F)
\$0	\$83,332	\$83,332 (F)	\$0	Construct and Commission Resource Recovery Park - Community Reuse Store ( 24259/08 )	\$500,000	\$500,000	\$0 (F)
\$0	\$1,666	\$1,666 (F)	\$0	Construct and Commission Resource Recovery Park - MRF Building - Hazelmere ( 24259/09 )	\$10,000	\$10,000	\$0 (F)
\$22,238	\$35,000	\$12,763 (F)	\$10,011	Construct and Commission Resource Recovery Commercial Transfer Station - Hazelmere ( 24259/10 )	\$210,000	\$210,000	\$0 (F)
\$40,601	\$13,008	(\$27,593) (U)	\$38,834	Construct and Commission Resource Recovery Park - Weighbridge Office ( 24259/12 )	\$78,055	\$78,055	\$0 (F)
\$0	\$100,000	\$100,000 (F)	\$0	Construct and Commission Resource Recovery Park - Site Workshop ( 24259/13 )	\$600,000	\$600,000	\$0 (F)
\$3,100	\$19,222	\$16,122 (F)	\$52,942	Construct and Commission Resource Recovery Park - Weighbridges (x2) ( 24392/02 )	\$115,337	\$115,337	\$0 (F)
\$145,004	\$424,998	\$279,994 (F)	\$48,700	Construct and Commission Resource Recovery Park - Site Infrastructure ( 24399/01 )	\$2,550,000	\$2,550,000	\$0 (F)

# CAPITAL EXPENDITURE STATEMENT

**AUGUST 2019**

Year to Date				On (F) = Favourable variation Order (U) = Unfavourable variation	Full Year				
Actual	Budget	Variance	Forecast		Budget	Variance			
Resource Recovery									
\$0	\$41,666	\$41,666	(F)	\$0	Construct Resource Recovery Park - Reuse Store Infrastructure (Car Park) ( 24399/07 )	\$250,000	\$250,000	\$0	(F)
\$5,206	\$20,614	\$15,408	(F)	\$6,514	Wood Waste to Energy Utilities/Infrastructure - Resource Recovery Park ( 24399/11 )	\$123,685	\$123,685	\$0	(F)
\$45,403	\$206,766	\$161,364	(F)	\$78,800	Purchase Resource Recovery Park - Wood Waste to Energy Plant & Equipment ( 24410/03 )	\$1,240,613	\$1,240,613	\$0	(F)
\$0	\$83,332	\$83,332	(F)	\$0	Purchase Resource Recovery Park C & I Building - Plant & Equipment ( 24410/04 )	\$500,000	\$500,000	\$0	(F)
\$0	\$50,000	\$50,000	(F)	\$0	Purchase Resource Recovery Park Transfer Station - Plant & Equipment ( 24410/05 )	\$300,000	\$300,000	\$0	(F)
\$629,545	\$1,304,600	\$675,055	(F)	\$235,801		\$7,827,690	\$7,827,690	\$0	(F)

## Waste Management

\$0	\$18,332	\$18,332 (F)	\$0	Construct Waste Management Facility Buildings - Red Hill Landfill Facility ( 24250/01 )	\$110,000	\$110,000	\$0	(F)
\$0	\$10,500	\$10,500 (F)	\$0	Construct Storage Shed - Hazelmere ( 24250/05 )	\$63,000	\$63,000	\$0	(F)
\$0	\$13,332	\$13,332 (F)	\$0	Upgrade Power Supply to Transfer Station - Red Hill Landfill Facility ( 24259/14 )	\$80,000	\$80,000	\$0	(F)
\$0	\$13,332	\$13,332 (F)	\$0	Upgrade Power Supply to Workshop No 2 - Red Hill Landfill Facility ( 24259/15 )	\$80,000	\$80,000	\$0	(F)
\$57,969	\$826,373	\$768,404 (F)	\$1,550	Construct Class III Cell Stage 14 - Red Hill Landfill Facility ( 24310/12 )	\$4,974,352	\$4,974,352	\$0	(F)
\$10,370	\$13,832	\$3,462 (F)	\$0	Leachate Project - Red Hill Landfill Facility ( 24320/02 )	\$83,000	\$83,000	\$0	(F)



# CAPITAL EXPENDITURE STATEMENT

**AUGUST 2019**

Year to Date			On (F) = Favourable variation Order (U) = Unfavourable variation	Full Year		
Actual	Budget	Variance		Forecast	Budget	Variance

## Waste Management

\$0	\$75,000	\$75,000	(F)	\$0	<b>Design and Construct Class IV Cell Stage 2 - Red Hill Landfill Facility ( 24330/04 )</b>	\$450,000	\$450,000	\$0	(F)
\$0	\$33,332	\$33,332	(F)	\$0	<b>Construct Stormwater Infrastructure and Siltation Ponds - Red Hill Landfill Facility ( 24350/01 )</b>	\$200,000	\$200,000	\$0	(F)
\$7,150	\$20,614	\$13,464	(F)	\$0	<b>Construct Roads / Carparks - Red Hill Landfill Facility ( 24370/00 )</b>	\$123,690	\$123,690	\$0	(F)
\$0	\$83,332	\$83,332	(F)	\$0	<b>Construct Access Road to Lots 8 9 10 - Red Hill Landfill Facility ( 24370/02 )</b>	\$500,000	\$500,000	\$0	(F)
\$0	\$41,666	\$41,666	(F)	\$0	<b>Construct Drainage Diversion and Earthworks Infrastructures - Red Hill Landfill Facility ( 24380/00 )</b>	\$250,000	\$250,000	\$0	(F)
\$0	\$16,666	\$16,666	(F)	\$3,005	<b>Construct Litter Fence - Redhill Landfill Facility ( 24394/05 )</b>	\$100,000	\$100,000	\$0	(F)
\$773	\$0	(\$773)	(U)	\$0	<b>Construct Greenwaste Processing Area - Red Hill Landfill Facility ( 24395/00 )</b>	\$0	\$0	\$0	(F)
\$0	\$9,164	\$9,164	(F)	\$0	<b>Construct Hardstand and Road - Hazelmere ( 24395/01 )</b>	\$55,000	\$55,000	\$0	(F)
\$0	\$16,666	\$16,666	(F)	\$0	<b>Construct FOGO Processing Area - Red Hill Landfill Facility ( 24395/05 )</b>	\$100,000	\$100,000	\$0	(F)
\$0	\$6,666	\$6,666	(F)	\$0	<b>Construct Monitoring Bores - Red Hill Landfill Facility ( 24396/00 )</b>	\$40,000	\$40,000	\$0	(F)
\$0	\$12,500	\$12,500	(F)	\$0	<b>Air Supply lines - Waste Management Structures - Red Hill Landfill Facility ( 24399/10 )</b>	\$75,000	\$75,000	\$0	(F)
\$0	\$258,332	\$258,332	(F)	\$0	<b>Liquid Waste Project - Red Hill Landfill Facility ( 24399/16 )</b>	\$1,550,000	\$1,550,000	\$0	(F)
\$0	\$246,366	\$246,366	(F)	\$0	<b>Develop Lots 8 9 &amp; 10 For Future Waste Activities - Red Hill Landfill Facility ( 24399/19 )</b>	\$1,500,000	\$1,500,000	\$0	(F)

# CAPITAL EXPENDITURE STATEMENT

**AUGUST 2019**

Year to Date				On (F) = Favourable variation Order (U) = Unfavourable variation		Full Year		
Actual	Budget	Variance	Forecast			Budget	Variance	
Waste Management								
\$387,299	\$599,166	\$211,867	(F)	\$0	Purchase / Replace Plant - Red Hill Landfill Facility ( 24410/00 )	\$3,595,000	\$3,595,000	\$0 (F)
\$0	\$345,832	\$345,832	(F)	\$0	Purchase / Replace Plant - Hazelmere ( 24410/01 )	\$2,075,000	\$2,075,000	\$0 (F)
\$0	\$100,000	\$100,000	(F)	\$0	Purchase FOGO Processing Plant - Red Hill Landfill Facility ( 24410/10 )	\$600,000	\$600,000	\$0 (F)
\$0	\$75,000	\$75,000	(F)	\$0	Liquid Waste Project Plant - Red Hill Landfill Facility ( 24410/11 )	\$450,000	\$450,000	\$0 (F)
\$0	\$146,666	\$146,666	(F)	\$13,214	Purchase / Replace Minor Plant and Equipment-Red Hill Landfill Facility ( 24420/00 )	\$880,000	\$880,000	\$0 (F)
\$9,080	\$2,332	(\$6,748)	(U)	\$0	Purchase / Replace Minor Plant and Equipment - Hazelmere ( 24420/02 )	\$14,000	\$14,000	\$0 (F)
\$37,155	\$14,332	(\$22,823)	(U)	\$54,479	Purchase / Replace Vehicles - Red Hill Landfill Facility ( 24430/00 )	\$86,000	\$86,000	\$0 (F)
\$0	\$16,666	\$16,666	(F)	\$0	Purchase / Replace Security System - Red Hill Waste Management Facility ( 24530/08 )	\$100,000	\$100,000	\$0 (F)
\$0	\$6,080	\$6,080	(F)	\$5,930	Purchase / Replace Security System - Hazelmere ( 24530/10 )	\$36,480	\$36,480	\$0 (F)
\$2,106	\$3,332	\$1,226	(F)	\$0	Purchase / Replace Other Equipment - Red Hill Landfill Facility ( 24590/00 )	\$20,000	\$20,000	\$0 (F)
\$0	\$3,332	\$3,332	(F)	\$5,339	Purchase Office Furniture and Fittings-Hazelmere ( 24610/10 )	\$20,000	\$20,000	\$0 (F)
\$0	\$3,332	\$3,332	(F)	\$0	Refurbish Plant - Red Hill Landfill Facility ( 25410/00 )	\$20,000	\$20,000	\$0 (F)
\$511,902	\$3,032,075	\$2,520,173	(F)	\$83,517		\$18,230,522	\$18,230,522	\$0 (F)
\$1,238,000	\$4,483,755	\$3,245,755	(F)	\$319,318	TOTAL CAPITAL EXPENDITURE	\$26,940,712	\$26,940,712	\$0 (F)

## AUGUST 2019

X:\SYNERGYSOFT REPORTS\MONTHLY BUDGET\GL COUNCIL STATEMENT OF FINANCIAL POSITION PORTRAIT.RPT



## CASH AND INVESTMENTS AUGUST 2019

Actual June 2019	Actual Year to Date	(F) = Favourable variation (U) = Unfavourable variation	Full Year		
			Forecast	Budget	Variance
Municipal Cash and Investments					
1,495,314	2,756,075	Cash at Bank - Municipal Fund 01001/00	1,593,563	1,593,563	0 (F)
3,450	3,450	Cash on Hand 01019/00 - 02	3,450	3,450	0 (F)
11,251,348	8,827,569	Investments - Municipal Fund 02021/00	2,684,351	2,684,351	0 (F)
12,750,112	11,587,094	Total Municipal Cash	4,281,364	4,281,364	0 (F)
Restricted Cash and Investments					
1,937,863	1,945,981	Restricted Investments - Plant and Equipment 02022/01	564,514	564,514	0 (F)
2,709,862	2,721,214	Restricted Investments - Post Closure Site Rehabilitation Red Hill 02022/02	2,900,531	2,900,531	0 (F)
20,180,980	20,265,521	Restricted Investments - Future Development 02022/03	21,861,282	21,861,282	0 (F)
1,098,527	1,103,129	Restricted Investments - Environmental Monitoring Red Hill 02022/04	1,203,445	1,203,445	0 (F)
37,510	37,667	Restricted Investments - Environmental Insurance Red Hill 02022/05	62,696	62,696	0 (F)
15,192	15,256	Restricted Investments - Risk Management 02022/06	15,461	15,461	0 (F)
602,871	605,396	Restricted Investments - Class IV Cells Red Hill 02022/07	220,591	220,591	0 (F)
312,586	313,896	Restricted Investments - Regional Development 02022/08	476,800	476,800	0 (F)
57,994,036	58,236,986	Restricted Investments - Secondary Waste Processing 02022/09	54,682,074	54,682,074	0 (F)
6,031,536	6,056,803	Restricted Investments - Class III Cells 02022/10	2,753,548	2,753,548	0 (F)
76,706	77,027	Restricted Investments - Building Refurbishment (Ascot Place) 02022/11	78,297	78,297	0 (F)
189,362	239,699	Restricted Investments - Accrued Interest 02022/19	274,000	274,000	0 (F)
0	0	Restricted Investments - Unrealised Loss/Gain on Investments 02022/20	0	0	0 (F)
960,622	964,645	Restricted Investments - Long Service Leave 02022/90	1,002,727	1,002,727	0 (F)
92,147,653	92,583,220	Total Restricted Cash	86,095,966	86,095,966	0 (F)
104,897,765	104,170,314	TOTAL CASH AND INVESTMENTS	90,377,330	90,377,330	0 (F)

The Cash at Bank - Municipal Fund represents the balance on the last day of the relevant month. Any portion of the balance available for investment is transferred into the Investment - Municipal Fund account in the following period. Funds held in the Cash at Bank - Municipal Fund continue to accrue interest as per the Westpac commercial rates.

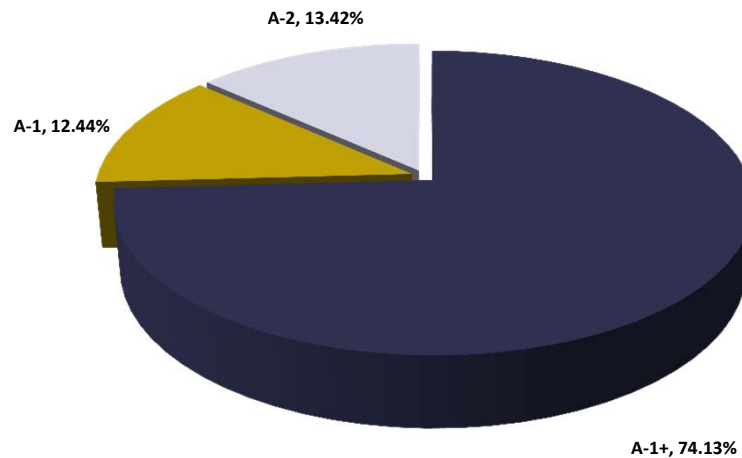
# EMRC Investment Report

August 2019

## I. Overall Portfolio Limits

S&P Long Term Rating	S&P Short Term Rating	% Portfolio	Investment Maximum %
AAA	A-1+	74.13%	100.00%
AA	A-1	12.44%	100.00%
BBB	A-2	13.42%	15.00%
		<u>100.00%</u>	

Investment by S&P Rating



## II. Single Entity Exposure

	S&P Long Term Rating	S&P Short Term Rating	% Portfolio	
AMP	BBB	A-2	4.48%	
ANZ Banking Group	AAA	A-1+	5.47%	
Bankwest	AAA	A-1+	0.00%	
Bank of Queensland	BBB	A-2	4.48%	
ING	AA	A-1	6.97%	
ME Bank	BBB	A-2	4.48%	*
NAB	AAA	A-1+	25.87%	
Suncorp	AA	A-1	5.47%	*
Westpac / St. George Bank	AAA	A-1+	42.78%	
			<u>100.00%</u>	

\* Non-Fossil Fuel ADI (Authorised Deposit Taking Institution)

## III. Term to Maturity Framework

Maturity Profile	Investment Policy Guidelines		
	% Portfolio	% Min	% Max
Less Than 1 Year	100.00%	40%	100%
Greater than 1 year & less than or equal to 3 years	0.00%	0%	60%
	<u>100.00%</u>		

## IV. Fossil Fuel Divestment

	% Portfolio
Non-Fossil Fuel ADI's	9.95%
Fossil Fuel ADI's	90.05%
	<u>100.00%</u>

NB: This report is consistent with the reporting requirements of the Policy 3.3 - Management of Investments Policy



## **14.4 FINANCIAL REPORT FOR PERIOD ENDED 30 SEPTEMBER 2019**

**REFERENCE: D2019/15973**

### **PURPOSE OF REPORT**

The purpose of this report is to provide Council with an overview of the EMRC's financial performance for the period ended 30 September 2019.

### **KEY POINTS AND RECOMMENDATION(S)**

- Significant year to date budget variances greater than 10% or \$20,000, whichever is the greater, within each nature and type category on the Statement of Financial Activity as at 30 September 2019 have been identified and are reported on in the body of the report.

#### **Recommendation(s)**

That Council receives the Statement of Comprehensive Income, Capital Expenditure Statement, Statement of Financial Position, Statement of Cash and Investments and the Investment Report for the period ended 30 September 2019.

### **SOURCE OF REPORT**

Director Corporate Services

### **BACKGROUND**

It is a requirement of the *Local Government (Financial Management) Regulations 1996* (r.34) that a Local Government is to prepare and present to Council financial reports in such a form as the Local Government considers to be appropriate.

The 2019/2020 Budget was presented in a format that separated operating income and expenditure from other revenue and expenses to provide improved disclosure of Council's underlying operating result.

Submitted to each meeting of Council is a financial report and summaries which provide an overview of year to date budget performance for operating activities and capital works. Variances greater than 10% or \$20,000, whichever is the greater, within each nature and type category on the Statement of Comprehensive Income are reported on in the body of the report. Also included are end of year forecasts by nature and type for operating activities and end of year forecasts for each capital works project. These forecasts are reviewed regularly in order to provide an accurate forecast of the end of year result.

### **REPORT**

Outlined below are financial statements for the period ended 30 September 2019. Where possible the year to date monthly budget allocations will be reviewed in order to match the appropriate timing for the various projects budgeted to be undertaken. This will provide a better comparison between the year to date actual and year to date budget figures.



*Item 14.4 continued*

**Statement of Comprehensive Income - Nature and Type (refer Attachment 1)**

The year to date operating result from normal activities as at 30 September 2019 is a favourable variance of \$29,321 (2.00%) against budget. The following information is provided on key aspects of Council's year to date financial performance:

<b><u>Operating Income</u></b>	<i>Actuals for the Year</i>	An unfavourable variance of \$215,707 (3.45%).
	<i>End of Year Forecast</i>	As per budget - not yet due to be reviewed.

Operating Income variances previously reported to Council:

1. Year to date Reimbursements of \$132,896 is \$64,657 (32.73%) below the budget of \$197,553. This is attributable to a lower level of reimbursements compared to budget relating to the Coppin & Mathieson Transfer Stations.
2. Year to date Other Income of \$455,760 is \$213,120 (31.86%) below the budget of \$668,880. This is mainly attributable to lower ferricrete sales to September 2019 (\$174,831 compared to a budget of \$195,000), a lower level of Greenwaste products sales (\$12,342 compared to a budget of \$70,224) and the timing of royalty payments from the sale of landfill gas (\$0 compared to a budget of \$174,999).

There were no further significant Operating Income variances as at 30 September 2019.

<b><u>Operating Expenditure</u></b>	<i>Actuals for the Year</i>	A favourable variance of \$245,028 (5.11%).
	<i>End of Year Forecast</i>	As per budget - not yet due to be reviewed.

Operating Expenditure variances previously reported to Council:

1. Year to date Contract Expenses of \$698,904 is \$323,929 (31.67%) below the budget of \$1,022,833 due to the timing of various projects from different business units.  
 Projects where the expenditures are lower than budget for various directorates/business units include: Waste Services projects (\$128,413), Regional Development (\$69,732), Environmental Services (\$38,452) and Corporate Services (\$86,243).
2. Year to date Material Expenses of \$311,223 is \$96,655 (45.05%) above the budget of \$214,568. This is primarily due to the purchase of a binding material (Rembind) required as part of waste acceptance approval requirements which has resulted in an unfavourable variance of \$102,900 for Waste Services. This is offset by an increase in income for commercial tonnages at the Red Hill Waste Management Facility.
3. Year to date Cost Allocated Expenses of \$97,946 is \$287,832 (74.61%) below the budget of \$385,778. This variance relates specifically to internal costs allocated between the Hazelmere C&I Plant and the Red Hill Landfill Facility Class III cell as a result of lower activity at the C & I Plant, as well as the low level of capital works undertaken to-date involving internal resources.

There were no further significant Operating Expenditure variances as at 30 September 2019.



*Item 14.4 continued*

<b><u>*Other Revenues and Expenses (Net)</u></b>	<i>Actuals for the Year</i>	An unfavourable variance of \$72,248 (4.19%).
	<i>End of Year Forecast</i>	As per budget - not yet due to be reviewed.

Other Revenues and Expenses variances previously reported to Council:

1. Year to date User Charges of \$15,780 is \$160,470 (91.05%) below the budget of \$176,250. The variance is due to the lower level of tonnages received through the Hazelmere C & I facility.
2. Year to date Interest Restricted Cash Investments of \$569,484 is \$104,264 (22.41%) above the budget of \$465,220. This is attributable to the higher level of funds available for investment as at 30 September 2019, and a higher average interest rate expected to be received for the 2019/2020 financial year (2.47% as at 30 September 2019 compared to the budgeted rate of 1.78%).
3. Year to date Other Revenue of \$2,392 is \$236,672 (99.00%) below the budget of \$239,064. The variance relates specifically to the sale of products from the Hazelmere C&I Project due to the lower than budget level of tonnages received through the C&I facility and resulting recoverable material available for sale (\$2,392 compared to a budget of \$51,108), as well as the sale of electricity from the Wood Waste to Energy facility which is yet to be completed (\$0 compared to a budget of \$187,956).
4. Year to date Salary Expenses (Other Expenses) of \$85,079 is \$95,581 (52.91%) below the budget of \$180,660. The variance is principally attributable to the low level of activity in the Hazelmere C & I facility due to the lower than budget level of tonnages received.

Other Revenues and Expenses variances not previously reported to Council:

5. Year to date Costs Allocated of \$59,738 is \$77,187 (56.37%) below the budget of \$136,925. This variance relates specifically to internal costs allocated between the Hazelmere C&I Plant and the Red Hill Landfill Facility Class III cell due to lower than budget levels of activity at the C & I Plant.

There were no further significant Other Revenues and Expenses variances as at 30 September 2019.

**Capital Expenditure Statement (refer Attachment 2)**

<b><u>Capital Expenditure</u></b>	<i>Actuals for the Year</i>	A favourable variance of \$4,655,106
	<i>End of Year Forecast</i>	As per budget - not yet due to be reviewed.

Capital Expenditure variances:

A favourable variance of \$4,655,106 existed as at 30 September 2019 when compared to the budget of \$6,727,127. The year to date budget provisions are used as a guide only as expenditure of a capital nature is undertaken as and when required.

Major capital expenditures to 30 September 2019 include:

- Purchase / Replace Plant - Red Hill Landfill Facility - \$638,944;
- Construct and Commission Resource Recovery Park - WWtE Building - \$624,646;
- Construct Class III Cell - Stage 14 - Red Hill Landfill Facility - \$224,841;
- Construct and Commission Resource Recovery Park - Site Infrastructure - \$200,852;
- Purchase Resource Recovery Park - WWtE Plant and Equipment - \$119,379; and
- Purchase Vehicles - Ascot Place - \$87,128.





*Item 14.4 continued*

**Statement of Financial Position (refer Attachment 3)**

The Statement of Financial Position shows the overall impact of actual balances compared with budget provisions and end of year forecasts for operating and capital works activities.

Total Equity as at 30 September 2019 totals \$198,658,838. This is an increase of \$3,145,236 from the 30 June 2019 equity of \$195,513,602 and represents the net change in assets from operations.

As end of year forecasts are yet to be reviewed, the forecast balances as at 30 September 2019 are as per the budget estimates.

**Statement of Cash and Investments (refer Attachment 4)**

The level of cash and investments in the Municipal Fund as at 30 September 2019 is \$11,940,228 and Restricted Cash amount to \$92,768,361.

The net movement for the month is an increase of \$538,275.

As end of year forecasts are yet to be reviewed, the forecast balances as at 30 September 2019 are as per the budget estimates.

**Investment Report (refer Attachment 5)**

Term deposits valued at \$12,500,000 matured during September 2019. Of this amount \$12,000,000 was reinvested into further term deposits.

**STRATEGIC/POLICY IMPLICATIONS**

Key Result Area 3 - Good Governance

3.3 To provide responsible and accountable governance and management of the EMRC

3.4 To continue to improve financial and asset management practices

**FINANCIAL IMPLICATIONS**

As outlined within the report and attachments.

**SUSTAINABILITY IMPLICATIONS**

Nil

**MEMBER COUNCIL IMPLICATIONS**

Member Council	Implication Details
Town of Bassendean	} Nil
City of Bayswater	
City of Belmont	
City of Kalamunda	
Shire of Mundaring	
City of Swan	



*Item 14.4 continued*

**ATTACHMENT(S)**

1. Statement of Comprehensive Income by Nature and Type (Ref: D2019/16473)
2. Capital Expenditure Statement (Ref: D2019/16474)
3. Statement of Financial Position (Ref: D2019/16475)
4. Statement of Cash and Investments (Ref: D2019/16476)
5. Investment Report (Ref: D2019/16478)

**VOTING REQUIREMENT**

Simple Majority

**RECOMMENDATION(S)**

That Council receives the Statement of Comprehensive Income, Capital Expenditure Statement, Statement of Financial Position, Statement of Cash and Investments and the Investment Report for the period ended 30 September 2019.

**COUNCIL RESOLUTION(S)**

MOVED CR

SECONDED CR



# STATEMENT OF COMPREHENSIVE INCOME

## Nature and Type

SEPTEMBER 2019

Year to Date			SEPTEMBER 2019			Full Year		
Actual	Budget	Variance				Forecast	Budget	Variance
Operating Income								
\$8,604,460	\$8,539,654	\$64,806	(F)	User Charges	\$34,133,183	\$34,133,183	\$0	(F)
(\$3,671,806)	(\$3,651,930)	(\$19,876)	(U)	Less Landfill Levy Charges	(\$14,607,723)	(\$14,607,723)	\$0	(F)
\$4,932,654	\$4,887,724	\$44,930	(F)	Net User Charges	\$19,525,460	\$19,525,460	\$0	(F)
\$112,830	\$111,383	\$1,447	(F)	Special Charges	\$442,603	\$442,603	\$0	(F)
\$331,747	\$320,817	\$10,930	(F)	Contributions	\$563,447	\$563,447	\$0	(F)
\$0	\$0	\$0	(F)	Operating Grants	\$525,000	\$525,000	\$0	(F)
\$72,260	\$67,497	\$4,763	(F)	Interest Municipal Cash Investments	\$270,000	\$270,000	\$0	(F)
\$132,896	\$197,553	(\$64,657)	(U)	Reimbursements	\$790,259	\$790,259	\$0	(F)
\$455,760	\$668,880	(\$213,120)	(U)	Other	\$2,675,597	\$2,675,597	\$0	(F)
\$6,038,147	\$6,253,854	\$215,707	(U)	Total Operating Income	\$24,792,366	\$24,792,366	\$0	(F)
Operating Expenditure								
\$1,817,361	\$1,990,959	\$173,598	(F)	Salary Expenses	\$9,856,504	\$9,856,504	\$0	(F)
\$698,904	\$1,022,833	\$323,929	(F)	Contract Expenses	\$4,706,382	\$4,706,382	\$0	(F)
\$311,223	\$214,568	(\$96,655)	(U)	Material Expenses	\$1,114,269	\$1,114,269	\$0	(F)
\$53,793	\$67,855	\$14,062	(F)	Utility Expenses	\$327,525	\$327,525	\$0	(F)
\$166,678	\$183,636	\$16,958	(F)	Fuel Expenses	\$734,688	\$734,688	\$0	(F)
\$65,168	\$64,560	(\$608)	(U)	Insurance Expenses	\$258,545	\$258,545	\$0	(F)
\$1,130,465	\$1,230,834	\$100,369	(F)	Depreciation Expenses	\$4,923,631	\$4,923,631	\$0	(F)
\$304,918	\$323,249	\$18,331	(F)	Miscellaneous Expenses	\$936,306	\$936,306	\$0	(F)
\$94,926	\$77,802	(\$17,124)	(U)	Provision Expenses	\$236,821	\$236,821	\$0	(F)
(\$97,946)	(\$385,778)	(\$287,832)	(U)	Costs Allocated	(\$2,146,825)	(\$2,146,825)	\$0	(F)
\$4,545,490	\$4,790,518	\$245,028	(F)	Total Operating Expenditure	\$20,947,846	\$20,947,846	\$0	(F)
\$1,492,657	\$1,463,336	\$29,321	(F)	OPERATING RESULT FROM NORMAL ACTIVITIES	\$3,844,520	\$3,844,520	\$0	(F)
Surplus	Surplus				Surplus	Surplus		

### Notes:

1. User Charges - include member Councils and casual users pertaining to waste, risk management and environmental services fees and charges;
2. Special Charges - Waste Education Levy;
3. Contributions - member Councils' contributions to projects and services;
4. Operating Grants - grant income predominantly from government agencies;
5. Other Operating Income - includes income from the sale of products;
6. Actual & YTD Budget User Charges & Miscellaneous Expenses excludes the landfill levy value of \$3,671,806 as at 30 September 2019; and
7. Full Year Budget & Forecast User Charges & Miscellaneous Expenses excludes the landfill levy of \$14,607,723

(F) denotes Favourable variance and (U) denotes Unfavourable variance



# STATEMENT OF COMPREHENSIVE INCOME

## Nature and Type

SEPTEMBER 2019

Year to Date				SEPTEMBER 2019		Full Year		
Actual	Budget	Variance			Forecast	Budget	Variance	
Other Revenues								
\$15,780	\$176,250	(\$160,470)	(U)	User Charges	\$705,000	\$705,000	\$0	(F)
\$1,225,016	\$1,209,923	\$15,093	(F)	Secondary Waste Charge	\$4,756,004	\$4,756,004	\$0	(F)
\$0	\$0	\$0	(F)	Operating Grants	\$0	\$0	\$0	(F)
\$569,484	\$465,220	\$104,264	(F)	Interest Restricted Cash Investments	\$1,604,959	\$1,604,959	\$0	(F)
\$0	\$12	(\$12)	(U)	Reimbursements	\$50	\$50	\$0	(F)
\$157,955	\$148,800	\$9,155	(F)	Proceeds from Sale of Assets	\$205,000	\$205,000	\$0	(F)
\$2,392	\$239,064	(\$236,672)	(U)	Other	\$956,262	\$956,262	\$0	(F)
\$1,970,627	\$2,239,269	(\$268,642)	(U)	Total Other Revenues	\$8,227,275	\$8,227,275	\$0	(F)
Other Expenses								
\$85,079	\$180,660	\$95,581	(F)	Salary Expenses	\$828,644	\$828,644	\$0	(F)
\$48,318	\$60,098	\$11,780	(F)	Contract Expenses	\$850,463	\$850,463	\$0	(F)
\$848	\$6,342	\$5,494	(F)	Material Expenses	\$75,475	\$75,475	\$0	(F)
\$1,428	\$7,170	\$5,742	(F)	Utility Expenses	\$28,700	\$28,700	\$0	(F)
\$0	\$249	\$249	(F)	Fuel Expenses	\$1,000	\$1,000	\$0	(F)
\$13,965	\$13,839	(\$126)	(U)	Insurance Expenses	\$55,406	\$55,406	\$0	(F)
\$19,539	\$24,063	\$4,524	(F)	Depreciation Expenses	\$503,290	\$503,290	\$0	(F)
\$28,924	\$32,796	\$3,872	(F)	Miscellaneous Expenses	\$133,350	\$133,350	\$0	(F)
\$60,209	\$52,300	(\$7,909)	(U)	Carrying Amount of Assets Disposed Of	\$153,999	\$153,999	\$0	(F)
\$59,738	\$136,925	\$77,187	(F)	Costs Allocated	\$683,135	\$683,135	\$0	(F)
\$318,048	\$514,442	\$196,394	(F)	Total Other Expenses	\$3,313,462	\$3,313,462	\$0	(F)
\$1,652,579	\$1,724,827	(\$72,248)	(U)	OPERATING RESULT FROM OTHER ACTIVITIES	\$4,913,813	\$4,913,813	\$0	(F)
Surplus	Surplus				Surplus	Surplus		
\$3,145,236	\$3,188,163	(\$42,927)	(U)	NET RESULT	\$8,758,333	\$8,758,333	\$0	(F)
Surplus	Surplus				Surplus	Surplus		
Realised/Unrealised (Gain)/Loss From Change in Fair Value of Investments								
\$0	\$0	\$0	(F)	Unrealised (Gain)/Loss	\$0	\$0	\$0	(F)
\$0	\$0	\$0	(F)	Realised (Gain)/Loss	\$0	\$0	\$0	(F)
\$0	\$0	\$0	(F)	Total (Gain)/Loss from change in Fair Value of Investments	\$0	\$0	\$0	(F)
Other Comprehensive Income								
\$0	\$0	\$0	(F)	Revaluation of Assets/Accumulated Depreciation Reversal	\$0	\$0	\$0	(F)
\$0	\$0	\$0	(F)	Other Comprehensive Income	\$0	\$0	\$0	(F)
\$0	\$0	\$0	(F)	Total Other Comprehensive Income	\$0	\$0	\$0	(F)
\$3,145,236	\$3,188,163	(\$42,927)	(U)	CHANGE IN NET ASSETS FROM OPERATIONS	\$8,758,333	\$8,758,333	\$0	(F)
Surplus	Surplus				Surplus	Surplus		



# CAPITAL EXPENDITURE STATEMENT

## SEPTEMBER 2019

Year to Date				Full Year			
Actual	Budget	Variance		On (F) = Favourable variation Order (U) = Unfavourable variation	Forecast	Budget	Variance
<b>Governance and Corporate Services</b>							
\$87,128	\$84,249	(\$2,879) (U)	\$0	<b>Purchase Vehicles - Ascot Place</b> ( 24440/00 )	\$337,000	\$337,000	\$0 (F)
\$0	\$6,249	\$6,249 (F)	\$0	<b>Purchase Furniture Fittings &amp; Equipment - Corporate Services</b> ( 24510/01 )	\$25,000	\$25,000	\$0 (F)
\$9,425	\$84,000	\$74,575 (F)	\$5,000	<b>Purchase Information Technology &amp; Communication Equipment</b> ( 24550/00 )	\$336,000	\$336,000	\$0 (F)
\$0	\$4,998	\$4,998 (F)	\$0	<b>Purchase Art Works</b> ( 24620/00 )	\$20,000	\$20,000	\$0 (F)
\$4,250	\$39,999	\$35,749 (F)	\$0	<b>Capital Improvement Administration Building - Ascot Place</b> ( 25240/01 )	\$160,000	\$160,000	\$0 (F)
\$0	\$1,125	\$1,125 (F)	\$0	<b>Upgrade Security Equipment - Ascot Place</b> ( 25530/01 )	\$4,500	\$4,500	\$0 (F)
<b>\$100,803</b>	<b>\$220,620</b>	<b>\$119,817 (F)</b>	<b>\$5,000</b>		<b>\$882,500</b>	<b>\$882,500</b>	<b>\$0 (F)</b>

# CAPITAL EXPENDITURE STATEMENT

SEPTEMBER 2019

Year to Date				On Order	(F) = Favourable variation (U) = Unfavourable variation	Full Year			
Actual	Budget	Variance	Forecast			Budget	Variance		
Resource Recovery									
\$624,645	\$0	(\$624,645)	(U)	\$0	Construct and Commission Resource Recovery Park - Wood Waste to Energy Building ( 24259/05 )	\$0	\$0	\$0	(F)
\$0	\$137,496	\$137,496	(F)	\$0	Construct and Commission Resource Recovery Park - Community Transfer Station ( 24259/06 )	\$550,000	\$550,000	\$0	(F)
\$0	\$199,998	\$199,998	(F)	\$0	Construct and Commission Resource Recovery Park - Site/Administration Office ( 24259/07 )	\$800,000	\$800,000	\$0	(F)
\$0	\$124,998	\$124,998	(F)	\$0	Construct and Commission Resource Recovery Park - Community Reuse Store ( 24259/08 )	\$500,000	\$500,000	\$0	(F)
\$0	\$2,499	\$2,499	(F)	\$0	Construct and Commission Resource Recovery Park - MRF Building - Hazelmere ( 24259/09 )	\$10,000	\$10,000	\$0	(F)
\$35,476	\$52,500	\$17,024	(F)	\$0	Construct and Commission Resource Recovery Commercial Transfer Station - Hazelmere ( 24259/10 )	\$210,000	\$210,000	\$0	(F)
\$40,601	\$19,512	(\$21,089)	(U)	\$22,338	Construct and Commission Resource Recovery Park - Weighbridge Office ( 24259/12 )	\$78,055	\$78,055	\$0	(F)
\$0	\$150,000	\$150,000	(F)	\$0	Construct and Commission Resource Recovery Park - Site Workshop ( 24259/13 )	\$600,000	\$600,000	\$0	(F)
\$3,100	\$28,833	\$25,733	(F)	\$52,942	Construct and Commission Resource Recovery Park - Weighbridges (x2) ( 24392/02 )	\$115,337	\$115,337	\$0	(F)
\$200,852	\$637,497	\$436,645	(F)	\$22,073	Construct and Commission Resource Recovery Park - Site Infrastructure ( 24399/01 )	\$2,550,000	\$2,550,000	\$0	(F)

# CAPITAL EXPENDITURE STATEMENT

SEPTEMBER 2019

Year to Date						Full Year		
Actual	Budget	Variance		On Order	(F) = Favourable variation (U) = Unfavourable variation	Forecast	Budget	Variance
<b>Resource Recovery</b>								
\$0	\$62,499	\$62,499 (F)		\$0	Construct Resource Recovery Park - Reuse Store Infrastructure (Car Park) ( 24399/07 )	\$250,000	\$250,000	\$0 (F)
\$5,206	\$30,921	\$25,715 (F)		\$6,514	Wood Waste to Energy Utilities/Infrastructure - Resource Recovery Park ( 24399/11 )	\$123,685	\$123,685	\$0 (F)
\$119,379	\$310,149	\$190,770 (F)		\$1,251,194	Purchase Resource Recovery Park - Wood Waste to Energy Plant & Equipment ( 24410/03 )	\$1,240,613	\$1,240,613	\$0 (F)
\$0	\$124,998	\$124,998 (F)		\$0	Purchase Resource Recovery Park C & I Building - Plant & Equipment ( 24410/04 )	\$500,000	\$500,000	\$0 (F)
\$0	\$75,000	\$75,000 (F)		\$0	Purchase Resource Recovery Park Transfer Station - Plant & Equipment ( 24410/05 )	\$300,000	\$300,000	\$0 (F)
<b>\$1,029,259</b>	<b>\$1,956,900</b>	<b>\$927,641 (F)</b>		<b>\$1,355,060</b>		<b>\$7,827,690</b>	<b>\$7,827,690</b>	<b>\$0 (F)</b>

## Waste Management

\$0	\$27,498	\$27,498 (F)		\$0	Construct Waste Management Facility Buildings - Red Hill Landfill Facility ( 24250/01 )	\$110,000	\$110,000	\$0 (F)
\$0	\$15,750	\$15,750 (F)		\$0	Construct Storage Shed - Hazelmere ( 24250/05 )	\$63,000	\$63,000	\$0 (F)
\$0	\$19,998	\$19,998 (F)		\$0	Upgrade Power Supply to Transfer Station - Red Hill Landfill Facility ( 24259/14 )	\$80,000	\$80,000	\$0 (F)
\$0	\$19,998	\$19,998 (F)		\$0	Upgrade Power Supply to Workshop No 2 - Red Hill Landfill Facility ( 24259/15 )	\$80,000	\$80,000	\$0 (F)
\$224,841	\$1,240,194	\$1,015,353 (F)		\$3,240,852	Construct Class III Cell Stage 14 - Red Hill Landfill Facility ( 24310/12 )	\$4,974,352	\$4,974,352	\$0 (F)
\$10,370	\$20,748	\$10,378 (F)		\$0	Leachate Project - Red Hill Landfill Facility ( 24320/02 )	\$83,000	\$83,000	\$0 (F)

# CAPITAL EXPENDITURE STATEMENT

SEPTEMBER 2019

Year to Date			On (F) = Favourable variation Order (U) = Unfavourable variation	Full Year		
Actual	Budget	Variance		Forecast	Budget	Variance

## Waste Management

\$0	\$112,500	\$112,500	(F)	\$0	<b>Design and Construct Class IV Cell Stage 2 - Red Hill Landfill Facility ( 24330/04 )</b>	\$450,000	\$450,000	\$0	(F)
\$0	\$49,998	\$49,998	(F)	\$0	<b>Construct Stormwater Infrastructure and Siltation Ponds - Red Hill Landfill Facility ( 24350/01 )</b>	\$200,000	\$200,000	\$0	(F)
\$7,150	\$30,921	\$23,771	(F)	\$0	<b>Construct Roads / Carparks - Red Hill Landfill Facility ( 24370/00 )</b>	\$123,690	\$123,690	\$0	(F)
\$0	\$124,998	\$124,998	(F)	\$3,420	<b>Construct Access Road to Lots 8 9 10 - Red Hill Landfill Facility ( 24370/02 )</b>	\$500,000	\$500,000	\$0	(F)
\$0	\$62,499	\$62,499	(F)	\$0	<b>Construct Drainage Diversion and Earthworks Infrastructures - Red Hill Landfill Facility ( 24380/00 )</b>	\$250,000	\$250,000	\$0	(F)
\$0	\$24,999	\$24,999	(F)	\$0	<b>Construct Litter Fence - Redhill Landfill Facility ( 24394/05 )</b>	\$100,000	\$100,000	\$0	(F)
\$773	\$0	(\$773)	(U)	\$0	<b>Construct Greenwaste Processing Area - Red Hill Landfill Facility ( 24395/00 )</b>	\$0	\$0	\$0	(F)
\$0	\$13,746	\$13,746	(F)	\$980	<b>Construct Hardstand and Road - Hazelmere ( 24395/01 )</b>	\$55,000	\$55,000	\$0	(F)
\$0	\$24,999	\$24,999	(F)	\$6,630	<b>Construct FOGO Processing Area - Red Hill Landfill Facility ( 24395/05 )</b>	\$100,000	\$100,000	\$0	(F)
\$0	\$9,999	\$9,999	(F)	\$0	<b>Construct Monitoring Bores - Red Hill Landfill Facility ( 24396/00 )</b>	\$40,000	\$40,000	\$0	(F)
\$0	\$18,750	\$18,750	(F)	\$0	<b>Air Supply lines - Waste Management Structures - Red Hill Landfill Facility ( 24399/10 )</b>	\$75,000	\$75,000	\$0	(F)
\$0	\$387,498	\$387,498	(F)	\$0	<b>Liquid Waste Project - Red Hill Landfill Facility ( 24399/16 )</b>	\$1,550,000	\$1,550,000	\$0	(F)
\$0	\$370,409	\$370,409	(F)	\$25,270	<b>Develop Lots 8 9 &amp; 10 For Future Waste Activities - Red Hill Landfill Facility ( 24399/19 )</b>	\$1,500,000	\$1,500,000	\$0	(F)



# CAPITAL EXPENDITURE STATEMENT

SEPTEMBER 2019

Year to Date					Full Year		
Actual	Budget	Variance	On Order	(F) = Favourable variation (U) = Unfavourable variation	Forecast	Budget	Variance
<b>Waste Management</b>							
\$638,944	\$898,749	\$259,806 (F)	\$0	Purchase / Replace Plant - Red Hill Landfill Facility ( 24410/00 )	\$3,595,000	\$3,595,000	\$0 (F)
\$0	\$518,748	\$518,748 (F)	\$0	Purchase / Replace Plant - Hazelmere ( 24410/01 )	\$2,075,000	\$2,075,000	\$0 (F)
\$0	\$150,000	\$150,000 (F)	\$0	Purchase FOGO Processing Plant - Red Hill Landfill Facility ( 24410/10 )	\$600,000	\$600,000	\$0 (F)
\$0	\$112,500	\$112,500 (F)	\$0	Liquid Waste Project Plant - Red Hill Landfill Facility ( 24410/11 )	\$450,000	\$450,000	\$0 (F)
\$0	\$219,999	\$219,999 (F)	\$137,760	Purchase / Replace Minor Plant and Equipment-Red Hill Landfill Facility ( 24420/00 )	\$880,000	\$880,000	\$0 (F)
\$9,080	\$3,498	(\$5,582) (U)	\$0	Purchase / Replace Minor Plant and Equipment - Hazelmere ( 24420/02 )	\$14,000	\$14,000	\$0 (F)
\$37,155	\$21,498	(\$15,657) (U)	\$54,479	Purchase / Replace Vehicles - Red Hill Landfill Facility ( 24430/00 )	\$86,000	\$86,000	\$0 (F)
\$0	\$24,999	\$24,999 (F)	\$0	Purchase / Replace Security System - Red Hill Waste Management Facility ( 24530/08 )	\$100,000	\$100,000	\$0 (F)
\$0	\$9,120	\$9,120 (F)	\$4,950	Purchase / Replace Security System - Hazelmere ( 24530/10 )	\$36,480	\$36,480	\$0 (F)
\$10,184	\$4,998	(\$5,186) (U)	\$0	Purchase / Replace Other Equipment - Red Hill Landfill Facility ( 24590/00 )	\$20,000	\$20,000	\$0 (F)
\$3,462	\$0	(\$3,462) (U)	\$0	Purchase / Replace Miscellaneous Equipment - Hazelmere ( 24590/02 )	\$0	\$0	\$0 (F)
\$0	\$4,998	\$4,998 (F)	\$0	Purchase Office Furniture and Fittings-Hazelmere ( 24610/10 )	\$20,000	\$20,000	\$0 (F)
\$0	\$4,998	\$4,998 (F)	\$0	Refurbish Plant - Red Hill Landfill Facility ( 25410/00 )	\$20,000	\$20,000	\$0 (F)
<b>\$941,958</b>	<b>\$4,549,607</b>	<b>\$3,607,649 (F)</b>	<b>\$3,474,341</b>		<b>\$18,230,522</b>	<b>\$18,230,522</b>	<b>\$0 (F)</b>



# CAPITAL EXPENDITURE STATEMENT

SEPTEMBER 2019

Year to Date			Full Year		
Actual	Budget	Variance	Forecast	Budget	Variance
<div> <div>On (F) = Favourable variation</div> <div>Order (U) = Unfavourable variation</div> </div>					
\$2,072,021	\$6,727,127	\$4,655,106 (F)	\$4,834,401	TOTAL CAPITAL EXPENDITURE	\$26,940,712 \$26,940,712 \$0 (F)



# STATEMENT OF FINANCIAL POSITION

## SEPTEMBER 2019

Actual June 2019	Actual Year to Date	(F) = Favourable variation (U) = Unfavourable variation	Full Year		
			Forecast	Budget	Variance
Current Assets					
\$1,498,764	\$3,879,540	Cash and Cash Equivalents	\$4,277,914	\$4,277,914	\$0 (F)
\$103,399,001	\$100,829,049	Investments	\$86,095,966	\$86,095,966	\$0 (F)
\$2,716,470	\$4,854,409	Trade and Other Receivables	\$2,426,402	\$2,426,402	\$0 (F)
\$54,739	\$30,241	Inventories	\$29,845	\$29,845	\$0 (F)
\$42,555	\$295,771	Other Assets	\$21,377	\$21,377	\$0 (F)
\$107,711,529	\$109,889,010	Total Current Assets	\$92,851,504	\$92,851,504	\$0 (F)
Current Liabilities					
\$5,541,725	\$5,340,851	Trade and Other Payables	\$3,604,991	\$3,604,991	\$0 (F)
\$1,629,324	\$1,629,324	Provisions	\$1,600,159	\$1,600,159	\$0 (F)
\$7,171,049	\$6,970,175	Total Current Liabilities	\$5,205,150	\$5,205,150	\$0 (F)
\$100,540,480	\$102,918,835	Net Current Assets	\$87,646,354	\$87,646,354	\$0 (F)
Non Current Assets					
\$50,570,000	\$50,570,000	Land	\$50,570,000	\$50,570,000	\$0 (F)
\$7,282,047	\$7,258,650	Buildings	\$10,683,789	\$10,683,789	\$0 (F)
\$17,270,648	\$16,745,638	Structures	\$27,371,536	\$27,371,536	\$0 (F)
\$10,479,107	\$10,712,420	Plant	\$19,411,090	\$19,411,090	\$0 (F)
\$310,204	\$296,291	Equipment	\$918,978	\$918,978	\$0 (F)
\$143,201	\$141,353	Furniture and Fittings	\$124,441	\$124,441	\$0 (F)
\$13,411,331	\$14,603,994	Work in Progress	\$11,954,052	\$11,954,052	\$0 (F)
\$99,466,539	\$100,328,346	Total Non Current Assets	\$121,033,886	\$121,033,886	\$0 (F)
Non Current Liabilities					
\$4,493,417	\$4,588,343	Provisions	\$4,040,109	\$4,040,109	\$0 (F)
\$4,493,417	\$4,588,343	Total Non Current Liabilities	\$4,040,109	\$4,040,109	\$0 (F)
\$195,513,602	\$198,658,838	Net Assets	\$204,640,131	\$204,640,131	\$0 (F)
Equity					
\$54,062,507	\$62,308,230	Accumulated Surplus/Deficit	\$69,541,479	\$69,541,479	\$0 (F)
\$91,958,292	\$91,958,292	Cash Backed Reserves	\$85,093,239	\$85,093,239	\$0 (F)
\$41,247,080	\$41,247,080	Asset Revaluation Reserve	\$41,247,080	\$41,247,080	\$0 (F)
\$8,245,723	\$3,145,236	Net change in assets from operations	\$8,758,333	\$8,758,333	\$0 (F)
\$195,513,602	\$198,658,838	Total Equity	\$204,640,131	\$204,640,131	\$0 (F)

## CASH AND INVESTMENTS SEPTEMBER 2019

Actual June 2019	Actual Year to Date	(F) = Favourable variation (U) = Unfavourable variation	Full Year		
			Forecast	Budget	Variance
Municipal Cash and Investments					
1,495,314	3,876,090	Cash at Bank - Municipal Fund 01001/00	1,593,563	1,593,563	0 (F)
3,450	3,450	Cash on Hand 01019/00 - 02	3,450	3,450	0 (F)
11,251,348	8,060,688	Investments - Municipal Fund 02021/00	2,684,351	2,684,351	0 (F)
12,750,112	11,940,228	Total Municipal Cash	4,281,364	4,281,364	0 (F)
Restricted Cash and Investments					
1,937,863	1,951,338	Restricted Investments - Plant and Equipment 02022/01	564,514	564,514	0 (F)
2,709,862	2,728,705	Restricted Investments - Post Closure Site Rehabilitation Red Hill 02022/02	2,900,531	2,900,531	0 (F)
20,180,980	20,321,309	Restricted Investments - Future Development 02022/03	21,861,282	21,861,282	0 (F)
1,098,527	1,106,166	Restricted Investments - Environmental Monitoring Red Hill 02022/04	1,203,445	1,203,445	0 (F)
37,510	37,771	Restricted Investments - Environmental Insurance Red Hill 02022/05	62,696	62,696	0 (F)
15,192	15,298	Restricted Investments - Risk Management 02022/06	15,461	15,461	0 (F)
602,871	607,063	Restricted Investments - Class IV Cells Red Hill 02022/07	220,591	220,591	0 (F)
312,586	314,760	Restricted Investments - Regional Development 02022/08	476,800	476,800	0 (F)
57,994,036	58,397,300	Restricted Investments - Secondary Waste Processing 02022/09	54,682,074	54,682,074	0 (F)
6,031,536	6,073,477	Restricted Investments - Class III Cells 02022/10	2,753,548	2,753,548	0 (F)
76,706	77,239	Restricted Investments - Building Refurbishment (Ascot Place) 02022/11	78,297	78,297	0 (F)
189,362	170,634	Restricted Investments - Accrued Interest 02022/19	274,000	274,000	0 (F)
0	0	Restricted Investments - Unrealised Loss/Gain on Investments 02022/20	0	0	0 (F)
960,622	967,301	Restricted Investments - Long Service Leave 02022/90	1,002,727	1,002,727	0 (F)
92,147,653	92,768,361	Total Restricted Cash	86,095,966	86,095,966	0 (F)
104,897,765	104,708,589	TOTAL CASH AND INVESTMENTS	90,377,330	90,377,330	0 (F)

The Cash at Bank - Municipal Fund represents the balance on the last day of the relevant month. Any portion of the balance available for investment is transferred into the Investment - Municipal Fund account in the following period. Funds held in the Cash at Bank - Municipal Fund continue to accrue interest as per the Westpac commercial rates.

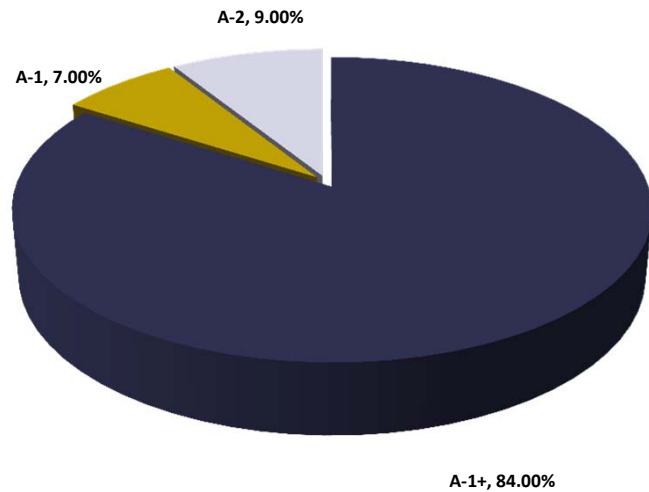
# EMRC Investment Report

September 2019

## I. Overall Portfolio Limits

S&P Long Term Rating	S&P Short Term Rating	% Portfolio	Investment Maximum %
AAA	A-1+	84.00%	100.00%
AA	A-1	7.00%	100.00%
BBB	A-2	9.00%	15.00%
		<u>100.00%</u>	

Investment by S&P Rating



## II. Single Entity Exposure

	S&P Long Term Rating	S&P Short Term Rating	% Portfolio	
AMP	BBB	A-2	4.50%	
ANZ Banking Group	AAA	A-1+	13.00%	
Bankwest	AAA	A-1+	0.00%	
Bank of Queensland	BBB	A-2	0.00%	
ING	AA	A-1	0.00%	
ME Bank	BBB	A-2	4.50%	*
NAB	AAA	A-1+	26.00%	
Suncorp	AA	A-1	4.50%	*
Westpac / St. George Bank	AAA	A-1+	45.00%	
Macquarie Bank	A-1		2.50%	
			<u>100.00%</u>	

\* Non-Fossil Fuel ADI (Authorised Deposit Taking Institution)

## III. Term to Maturity Framework

Maturity Profile	Investment Policy Guidelines		
	% Portfolio	% Min	% Max
Less Than 1 Year	100.00%	40%	100%
Greater than 1 year & less than or equal to 3 years	0.00%	0%	60%
	<u>100.00%</u>		

## IV. Fossil Fuel Divestment

	% Portfolio
Non-Fossil Fuel ADI's	9.00%
Fossil Fuel ADI's	91.00%
	<u>100.00%</u>

NB: This report is consistent with the reporting requirements of the Policy 3.3 - Management of Investments Policy



## **14.5 FINANCIAL REPORT FOR PERIOD ENDED 31 OCTOBER 2019**

**REFERENCE: D2019/17567**

### **PURPOSE OF REPORT**

The purpose of this report is to provide Council with an overview of the EMRC's financial performance for the period ended 31 October 2019.

### **KEY POINTS AND RECOMMENDATION(S)**

- Significant year to date budget variances greater than 10% or \$20,000, whichever is the greater, within each nature and type category on the Statement of Financial Activity as at 31 October 2019 have been identified and are reported on in the body of the report.

#### **Recommendation(s)**

That Council receives the Statement of Comprehensive Income, Capital Expenditure Statement, Statement of Financial Position, Statement of Cash and Investments and the Investment Report for the period ended 31 October 2019.

### **SOURCE OF REPORT**

Director Corporate Services

### **BACKGROUND**

It is a requirement of the *Local Government (Financial Management) Regulations 1996* (r.34) that a Local Government is to prepare and present to Council financial reports in such a form as the Local Government considers to be appropriate.

The 2019/2020 Budget was presented in a format that separated operating income and expenditure from other revenue and expenses to provide improved disclosure of Council's underlying operating result.

Submitted to each meeting of Council is a financial report and summaries which provide an overview of year to date budget performance for operating activities and capital works. Variances greater than 10% or \$20,000, whichever is the greater, within each nature and type category on the Statement of Comprehensive Income are reported on in the body of the report. Also included are end of year forecasts by nature and type for operating activities and end of year forecasts for each capital works project. These forecasts are reviewed regularly in order to provide an accurate forecast of the end of year result.

### **REPORT**

Outlined below are financial statements for the period ended 31 October 2019. Where possible the year to date monthly budget allocations will be reviewed in order to match the appropriate timing for the various projects budgeted to be undertaken. This will provide a better comparison between the year to date actual and year to date budget figures.



*Item 14.5 continued*

**Statement of Comprehensive Income - Nature and Type (refer Attachment 1)**

The year to date operating result from normal activities as at 31 October 2019 is a favourable variance of \$769,032 (51.88%) against budget. The following information is provided on key aspects of Council's year to date financial performance:

<b><u>Operating Income</u></b>	<i>Actuals for the Year</i>	A favourable variance of \$254,176 (3.07%).
	<i>End of Year Forecast</i>	As per budget - not yet due to be reviewed.

Operating Income variances previously reported to Council:

1. Year to date Reimbursements of \$195,435 is \$67,969 (25.80%) below the budget of \$263,404. This is attributable to a lower level of reimbursements compared to budget relating to the Coppin & Mathieson Transfer Stations.
2. Year to date Other Income of \$745,345 is \$146,495 (16.43%) below the budget of \$891,840. This is mainly attributable to lower ferricrete sales to October 2019 (\$182,985 compared to a budget of \$260,000), a lower level of Greenwaste products sales (\$16,619 compared to a budget of \$93,632) and the timing of royalty payments from the sale of landfill gas (\$189,269 compared to a budget of \$233,332).

This is off set by additional income from the sale of products from the woodwaste project (\$203,441 compared to a budget of \$189,976) the sale of products from the Coppin & Mathieson Transfer Stations (\$47,123 compared to a budget of \$27,664).

There were no further significant Operating Income variances as at 31 October 2019.

<b><u>Operating Expenditure</u></b>	<i>Actuals for the Year</i>	A favourable variance of \$514,856 (7.58%).
	<i>End of Year Forecast</i>	As per budget - not yet due to be reviewed.

Operating Expenditure variances previously reported to Council:

1. Year to date Contract Expenses of \$1,001,787 is \$471,865 (32.02%) below the budget of \$1,473,652 due to the timing of various projects from different business units.  
 Projects where the expenditures are lower than budget for various directorates/business units include: Waste Services projects (\$209,720), Regional Development (\$75,807), Environmental Services (\$56,832) and Corporate Services (\$128,315).
2. Year to date Material Expenses of \$366,084 is \$68,993 (23.22%) above the budget of \$297,091. This is primarily due to the purchase of a binding material (Rembind) required as part of waste acceptance approval requirements which has resulted in an unfavourable variance of \$89,414 for Waste Services. This is offset by an increase in income for commercial tonnages at the Red Hill Waste Management Facility.
3. Year to date Cost Allocated Expenses of \$200,166 is \$381,666 (65.60%) below the budget of \$581,832. This variance relates specifically to internal costs allocated between the Hazelmere C&I Plant and the Red Hill Landfill Facility Class III cell as a result of lower activity at the C & I Plant, as well as the low level of capital works undertaken to-date involving internal resources.



*Item 14.5 continued*

Other Operating Expenditure variances not previously reported to Council:

4. Year to date Salary Expenses of \$2,657,502 is \$436,096 (14.10%) below the budget of \$3,093,598. The variance is attributable to the timing of filling of vacant positions and budgeted positions that are yet to be filled.
5. Year to date Provision Expenses of \$138,530 is \$40,994 (42.30%) above the budget of \$97,536. The variance is attributable to the greater level of tonnages compared to budget received as at 31 October 2019.

There were no further significant Operating Expenditure variances as at 31 October 2019.

<b><u>*Other Revenues and Expenses (Net)</u></b>	<i>Actuals for the Year</i>	An unfavourable variance of \$18,716 (0.87%).
	<i>End of Year Forecast</i>	As per budget - not yet due to be reviewed.

Other Revenues and Expenses variances previously reported to Council:

1. Year to date User Charges of \$17,672 is \$217,328 (92.48%) below the budget of \$235,000. The variance is due to the lower level of tonnages received through the Hazelmere C & I facility.
2. Year to date Interest Restricted Cash Investments of \$758,735 is \$159,775 (26.68%) above the budget of \$598,960. This is attributable to the higher level of funds available for investment as at 31 October 2019, and a higher average interest rate expected to be received for the 2019/2020 financial year (2.42% as at 31 October 2019 compared to the budgeted rate of 1.78%).
3. Year to date Other Revenue of \$3,217 is \$315,535 (98.99%) below the budget of \$318,752. The variance relates specifically to the sale of products from the Hazelmere C&I Project due to the lower than budget level of tonnages received through the C&I facility and resulting recoverable material available for sale (\$3,217 compared to a budget of \$68,144), as well as the sale of electricity from the Wood Waste to Energy facility which is yet to be completed (\$0 compared to a budget of \$250,608).
4. Year to date Salary Expenses (Other Expenses) of \$124,116 is \$150,914 (54.87%) below the budget of \$275,030. The variance is principally attributable to the low level of activity in the Hazelmere C & I facility due to the lower than budget level of tonnages received.
5. Year to date Costs Allocated of \$148,594 is \$54,961 (27.00%) below the budget of \$203,555. This variance relates specifically to internal costs allocated between the Hazelmere C&I Plant and the Red Hill Landfill Facility Class III cell due to lower than budget levels of activity at the C & I Plant..

Other Revenues and Expenses variances not previously reported to Council:

6. Year to date Contract Expenses of \$61,486 is \$20,984 (\$25.44%) below the budget of \$82,470. This variance is due to the timing of the various Resource Recovery projects and the associated consultancy expenditure.
7. Year to date Depreciation Expenses of \$26,046 is \$23,717 (47.66%) below the budget of \$49,763. The variance relates to the low level of capital expenditure relating to the Hazelmere Resource Recovery Park.

There were no further significant Other Revenues and Expenses variances as at 31 October 2019.





Item 14.5 continued

### Capital Expenditure Statement (refer Attachment 2)

<b><u>Capital Expenditure</u></b>	<i>Actuals for the Year</i>	<i>A favourable variance of \$6,583,149</i>
	<i>End of Year Forecast</i>	<i>As per budget - not yet due to be reviewed.</i>

#### Capital Expenditure variances:

A favourable variance of \$6,583,149 existed as at 31 October 2019 when compared to the budget of \$8,980,460. The year to date budget provisions are used as a guide only as expenditure of a capital nature is undertaken as and when required.

Major capital expenditures to 31 October 2019 include:

- Construct and Commission Resource Recovery Park - WWtE Building - \$708,503;
- Purchase / Replace Plant - Red Hill Landfill Facility - \$638,944;
- Construct Class III Cell - Stage 14 - Red Hill Landfill Facility - \$265,210;
- Construct and Commission Resource Recovery Park - Site Infrastructure - \$215,160;
- Purchase Vehicles - Ascot Place and Red Hill Landfill Facility - \$178,762; and
- Purchase Resource Recovery Park - WWtE Plant and Equipment - \$172,928.

### Statement of Financial Position (refer Attachment 3)

The Statement of Financial Position shows the overall impact of actual balances compared with budget provisions and end of year forecasts for operating and capital works activities.

Total Equity as at 31 October 2019 totals \$199,905,277. This is an increase of \$4,391,675 from the 30 June 2019 equity of \$195,513,602 and represents the net change in assets from operations.

As end of year forecasts are yet to be reviewed, the forecast balances as at 31 October 2019 are as per the budget estimates.

### Statement of Cash and Investments (refer Attachment 4)

The level of cash and investments in the Municipal Fund as at 31 October 2019 is \$10,779,701 and Restricted Cash amount to \$92,957,720.

The net movement for the month is a decrease of \$971,168.

As end of year forecasts are yet to be reviewed, the forecast balances as at 31 October 2019 are as per the budget estimates.

### Investment Report (refer Attachment 5)

Term deposits valued at \$4,500,000 matured during October 2019. Of this amount \$3,500,000 was reinvested into further term deposits.



*Item 14.5 continued*

## **STRATEGIC/POLICY IMPLICATIONS**

Key Result Area 3 - Good Governance

3.3 To provide responsible and accountable governance and management of the EMRC

3.4 To continue to improve financial and asset management practices

## **FINANCIAL IMPLICATIONS**

As outlined within the report and attachments.

## **SUSTAINABILITY IMPLICATIONS**

Nil

## **MEMBER COUNCIL IMPLICATIONS**

<b>Member Council</b>	<b>Implication Details</b>
Town of Bassendean	} Nil
City of Bayswater	
City of Belmont	
City of Kalamunda	
Shire of Mundaring	
City of Swan	

## **ATTACHMENT(S)**

1. Statement of Comprehensive Income by Nature and Type (Ref: D2019/17644)
2. Capital Expenditure Statement (Ref: D2019/17645)
3. Statement of Financial Position (Ref: D2019/17646)
4. Statement of Cash and Investments (Ref: D2019/17647)
5. Investment Report (Ref: D2019/17648)

## **VOTING REQUIREMENT**

Simple Majority

## **RECOMMENDATION(S)**

That Council receives the Statement of Comprehensive Income, Capital Expenditure Statement, Statement of Financial Position, Statement of Cash and Investments and the Investment Report for the period ended 31 October 2019.

## **COUNCIL RESOLUTION(S)**

MOVED CR

SECONDED CR



# STATEMENT OF COMPREHENSIVE INCOME

## Nature and Type

OCTOBER 2019

Year to Date			OCTOBER 2019		Full Year			
Actual	Budget	Variance			Forecast	Budget	Variance	
Operating Income								
\$12,377,725	\$11,420,611	\$957,114	(F)	User Charges	\$34,133,183	\$34,133,183	\$0	(F)
(\$5,358,481)	(\$4,869,240)	(\$489,241)	(U)	<u>Less</u> Landfill Levy Charges	(\$14,607,723)	(\$14,607,723)	\$0	(F)
\$7,019,244	\$6,551,371	\$467,873	(F)	Net User Charges	\$19,525,460	\$19,525,460	\$0	(F)
\$153,910	\$149,369	\$4,541	(F)	Special Charges	\$442,603	\$442,603	\$0	(F)
\$329,747	\$327,819	\$1,928	(F)	Contributions	\$563,447	\$563,447	\$0	(F)
\$0	\$0	\$0	(F)	Operating Grants	\$525,000	\$525,000	\$0	(F)
\$84,294	\$89,996	(\$5,702)	(U)	Interest Municipal Cash Investments	\$270,000	\$270,000	\$0	(F)
\$195,435	\$263,404	(\$67,969)	(U)	Reimbursements	\$790,259	\$790,259	\$0	(F)
\$745,345	\$891,840	(\$146,495)	(U)	Other	\$2,675,597	\$2,675,597	\$0	(F)
\$8,527,975	\$8,273,799	\$254,176	(F)	Total Operating Income	\$24,792,366	\$24,792,366	\$0	(F)
Operating Expenditure								
\$2,657,502	\$3,093,598	\$436,096	(F)	Salary Expenses	\$9,856,504	\$9,856,504	\$0	(F)
\$1,001,787	\$1,473,652	\$471,865	(F)	Contract Expenses	\$4,706,382	\$4,706,382	\$0	(F)
\$366,084	\$297,091	(\$68,993)	(U)	Material Expenses	\$1,114,269	\$1,114,269	\$0	(F)
\$85,635	\$95,140	\$9,505	(F)	Utility Expenses	\$327,525	\$327,525	\$0	(F)
\$237,768	\$244,848	\$7,080	(F)	Fuel Expenses	\$734,688	\$734,688	\$0	(F)
\$86,021	\$86,080	\$59	(F)	Insurance Expenses	\$258,545	\$258,545	\$0	(F)
\$1,573,043	\$1,641,112	\$68,069	(F)	Depreciation Expenses	\$4,923,631	\$4,923,631	\$0	(F)
\$330,536	\$344,371	\$13,835	(F)	Miscellaneous Expenses	\$936,306	\$936,306	\$0	(F)
\$138,530	\$97,536	(\$40,994)	(U)	Provision Expenses	\$236,821	\$236,821	\$0	(F)
(\$200,166)	(\$581,832)	(\$381,666)	(U)	Costs Allocated	(\$2,146,825)	(\$2,146,825)	\$0	(F)
\$6,276,740	\$6,791,596	\$514,856	(F)	Total Operating Expenditure	\$20,947,846	\$20,947,846	\$0	(F)
\$2,251,235	\$1,482,203	\$769,032	(F)	OPERATING RESULT FROM NORMAL ACTIVITIES	\$3,844,520	\$3,844,520	\$0	(F)
Surplus	Surplus				Surplus	Surplus		

### Notes:

1. User Charges - include member Councils and casual users pertaining to waste, risk management and environmental services fees and charges;
2. Special Charges - Waste Education Levy;
3. Contributions - member Councils' contributions to projects and services;
4. Operating Grants - grant income predominantly from government agencies;
5. Other Operating Income - includes income from the sale of products;
6. Actual & YTD Budget User Charges & Miscellaneous Expenses excludes the landfill levy value of \$5,358,481 as at 31 October 2019; and
7. Full Year Budget & Forecast User Charges & Miscellaneous Expenses excludes the landfill levy of \$14,607,723

(F) denotes Favourable variance and (U) denotes Unfavourable variance



# STATEMENT OF COMPREHENSIVE INCOME

## Nature and Type

Year to Date

OCTOBER 2019

Full Year

Actual	Budget	Variance		Forecast	Budget	Variance	
--------	--------	----------	--	----------	--------	----------	--

### Other Revenues

\$17,672	\$235,000	(\$217,328)	(U)	User Charges	\$705,000	\$705,000	\$0	(F)
\$1,671,024	\$1,618,145	\$52,879	(F)	Secondary Waste Charge	\$4,756,004	\$4,756,004	\$0	(F)
\$0	\$0	\$0	(F)	Operating Grants	\$0	\$0	\$0	(F)
\$758,735	\$598,960	\$159,775	(F)	Interest Restricted Cash Investments	\$1,604,959	\$1,604,959	\$0	(F)
\$0	\$16	(\$16)	(U)	Reimbursements	\$50	\$50	\$0	(F)
\$157,955	\$150,000	\$7,955	(F)	Proceeds from Sale of Assets	\$205,000	\$205,000	\$0	(F)
\$3,217	\$318,752	(\$315,535)	(U)	Other	\$956,262	\$956,262	\$0	(F)
<b>\$2,608,603</b>	<b>\$2,920,873</b>	<b>(\$312,270)</b>	<b>(U)</b>	<b>Total Other Revenues</b>	<b>\$8,227,275</b>	<b>\$8,227,275</b>	<b>\$0</b>	<b>(F)</b>

### Other Expenses

\$124,116	\$275,030	\$150,914	(F)	Salary Expenses	\$828,644	\$828,644	\$0	(F)
\$61,486	\$82,470	\$20,984	(F)	Contract Expenses	\$850,463	\$850,463	\$0	(F)
\$2,108	\$8,456	\$6,348	(F)	Material Expenses	\$75,475	\$75,475	\$0	(F)
\$4,470	\$9,560	\$5,090	(F)	Utility Expenses	\$28,700	\$28,700	\$0	(F)
\$0	\$332	\$332	(F)	Fuel Expenses	\$1,000	\$1,000	\$0	(F)
\$8,670	\$18,452	\$9,782	(F)	Insurance Expenses	\$55,406	\$55,406	\$0	(F)
\$26,046	\$49,763	\$23,717	(F)	Depreciation Expenses	\$503,290	\$503,290	\$0	(F)
\$32,464	\$43,749	\$11,285	(F)	Miscellaneous Expenses	\$133,350	\$133,350	\$0	(F)
\$60,209	\$70,350	\$10,141	(F)	Carrying Amount of Assets Disposed Of	\$153,999	\$153,999	\$0	(F)
\$148,594	\$203,555	\$54,961	(F)	Costs Allocated	\$683,135	\$683,135	\$0	(F)
<b>\$468,163</b>	<b>\$761,717</b>	<b>\$293,554</b>	<b>(F)</b>	<b>Total Other Expenses</b>	<b>\$3,313,462</b>	<b>\$3,313,462</b>	<b>\$0</b>	<b>(F)</b>

<b>\$2,140,440</b>	<b>\$2,159,156</b>	<b>(\$18,716)</b>	<b>(U)</b>	<b>OPERATING RESULT FROM OTHER ACTIVITIES</b>	<b>\$4,913,813</b>	<b>\$4,913,813</b>	<b>\$0</b>	<b>(F)</b>
Surplus	Surplus				Surplus	Surplus		

<b>\$4,391,675</b>	<b>\$3,641,359</b>	<b>\$750,316</b>	<b>(F)</b>	<b>NET RESULT</b>	<b>\$8,758,333</b>	<b>\$8,758,333</b>	<b>\$0</b>	<b>(F)</b>
Surplus	Surplus				Surplus	Surplus		

### Realised/Unrealised (Gain)/Loss From Change in Fair Value of Investments

\$0	\$0	\$0	(F)	Unrealised (Gain)/Loss	\$0	\$0	\$0	(F)
\$0	\$0	\$0	(F)	Realised (Gain)/Loss	\$0	\$0	\$0	(F)
<b>\$0</b>	<b>\$0</b>	<b>\$0</b>	<b>(F)</b>	<b>Total (Gain)/Loss from change in Fair Value of Investments</b>	<b>\$0</b>	<b>\$0</b>	<b>\$0</b>	<b>(F)</b>

### Other Comprehensive Income

\$0	\$0	\$0	(F)	Revaluation of Assets/Accumulated Depreciation Reversal	\$0	\$0	\$0	(F)
\$0	\$0	\$0	(F)	Other Comprehensive Income	\$0	\$0	\$0	(F)
<b>\$0</b>	<b>\$0</b>	<b>\$0</b>	<b>(F)</b>	<b>Total Other Comprehensive Income</b>	<b>\$0</b>	<b>\$0</b>	<b>\$0</b>	<b>(F)</b>

<b>\$4,391,675</b>	<b>\$3,641,359</b>	<b>\$750,316</b>	<b>(F)</b>	<b>CHANGE IN NET ASSETS FROM OPERATIONS</b>	<b>\$8,758,333</b>	<b>\$8,758,333</b>	<b>\$0</b>	<b>(F)</b>
Surplus	Surplus				Surplus	Surplus		



# CAPITAL EXPENDITURE STATEMENT

## OCTOBER 2019

Year to Date						Full Year		
Actual	Budget	Variance		On Order	(F) = Favourable variation (U) = Unfavourable variation	Forecast	Budget	Variance
<b>Governance and Corporate Services</b>								
\$87,128	\$112,332	\$25,204	(F)	\$71,271	<b>Purchase Vehicles - Ascot Place</b> ( 24440/00 )	\$337,000	\$337,000	\$0 (F)
\$0	\$8,332	\$8,332	(F)	\$16,030	<b>Purchase Furniture Fittings &amp; Equipment - Corporate Services</b> ( 24510/01 )	\$25,000	\$25,000	\$0 (F)
\$9,425	\$112,000	\$102,575	(F)	\$4,820	<b>Purchase Information Technology &amp; Communication Equipment</b> ( 24550/00 )	\$336,000	\$336,000	\$0 (F)
\$0	\$6,664	\$6,664	(F)	\$0	<b>Purchase Art Works</b> ( 24620/00 )	\$20,000	\$20,000	\$0 (F)
\$4,250	\$53,332	\$49,082	(F)	\$0	<b>Capital Improvement Administration Building - Ascot Place</b> ( 25240/01 )	\$160,000	\$160,000	\$0 (F)
\$0	\$1,500	\$1,500	(F)	\$0	<b>Upgrade Security Equipment - Ascot Place</b> ( 25530/01 )	\$4,500	\$4,500	\$0 (F)
<b>\$100,803</b>	<b>\$294,160</b>	<b>\$193,357</b>	<b>(F)</b>	<b>\$92,121</b>		<b>\$882,500</b>	<b>\$882,500</b>	<b>\$0 (F)</b>

# CAPITAL EXPENDITURE STATEMENT

OCTOBER 2019

Year to Date					Full Year		
Actual	Budget	Variance	On Order	(F) = Favourable variation (U) = Unfavourable variation	Forecast	Budget	Variance

## Resource Recovery

\$708,503	\$0	(\$708,503) (U)	\$0	Construct and Commission Resource Recovery Park - Wood Waste to Energy Building ( 24259/05 )	\$0	\$0	\$0 (F)
\$0	\$183,328	\$183,328 (F)	\$7,355	Construct and Commission Resource Recovery Park - Community Transfer Station ( 24259/06 )	\$550,000	\$550,000	\$0 (F)
\$0	\$266,664	\$266,664 (F)	\$0	Construct and Commission Resource Recovery Park - Site/Administration Office ( 24259/07 )	\$800,000	\$800,000	\$0 (F)
\$0	\$166,664	\$166,664 (F)	\$0	Construct and Commission Resource Recovery Park - Community Reuse Store ( 24259/08 )	\$500,000	\$500,000	\$0 (F)
\$0	\$3,332	\$3,332 (F)	\$0	Construct and Commission Resource Recovery Park - MRF Building - Hazelmere ( 24259/09 )	\$10,000	\$10,000	\$0 (F)
\$48,647	\$70,000	\$21,353 (F)	\$0	Construct and Commission Resource Recovery Commercial Transfer Station - Hazelmere ( 24259/10 )	\$210,000	\$210,000	\$0 (F)
\$60,197	\$26,016	(\$34,181) (U)	\$27,268	Construct and Commission Resource Recovery Park - Weighbridge Office ( 24259/12 )	\$78,055	\$78,055	\$0 (F)
\$0	\$200,000	\$200,000 (F)	\$0	Construct and Commission Resource Recovery Park - Site Workshop ( 24259/13 )	\$600,000	\$600,000	\$0 (F)
\$9,204	\$38,444	\$29,240 (F)	\$41,621	Construct and Commission Resource Recovery Park - Weighbridges (x2) ( 24392/02 )	\$115,337	\$115,337	\$0 (F)
\$215,160	\$849,996	\$634,836 (F)	\$78,076	Construct and Commission Resource Recovery Park - Site Infrastructure ( 24399/01 )	\$2,550,000	\$2,550,000	\$0 (F)

# CAPITAL EXPENDITURE STATEMENT

**OCTOBER 2019**

Year to Date						Full Year		
Actual	Budget	Variance		On Order	(F) = Favourable variation (U) = Unfavourable variation	Forecast	Budget	Variance
<b>Resource Recovery</b>								
\$0	\$83,332	\$83,332	(F)	\$0	<b>Construct Resource Recovery Park - Reuse Store Infrastructure (Car Park)</b> ( 24399/07 )	\$250,000	\$250,000	\$0 (F)
\$5,206	\$41,228	\$36,022	(F)	\$6,514	<b>Wood Waste to Energy Utilities/Infrastructure - Resource Recovery Park</b> ( 24399/11 )	\$123,685	\$123,685	\$0 (F)
\$172,928	\$413,532	\$240,604	(F)	\$1,077,031	<b>Purchase Resource Recovery Park - Wood Waste to Energy Plant &amp; Equipment</b> ( 24410/03 )	\$1,240,613	\$1,240,613	\$0 (F)
\$0	\$166,664	\$166,664	(F)	\$0	<b>Purchase Resource Recovery Park C &amp; I Building - Plant &amp; Equipment</b> ( 24410/04 )	\$500,000	\$500,000	\$0 (F)
\$0	\$100,000	\$100,000	(F)	\$0	<b>Purchase Resource Recovery Park Transfer Station - Plant &amp; Equipment</b> ( 24410/05 )	\$300,000	\$300,000	\$0 (F)
<b>\$1,219,846</b>	<b>\$2,609,200</b>	<b>\$1,389,354</b>	<b>(F)</b>	<b>\$1,237,865</b>		<b>\$7,827,690</b>	<b>\$7,827,690</b>	<b>\$0 (F)</b>

## Waste Management

\$0	\$36,664	\$36,664	(F)	\$0	<b>Construct Waste Management Facility Buildings - Red Hill Landfill Facility</b> ( 24250/01 )	\$110,000	\$110,000	\$0 (F)
\$0	\$21,000	\$21,000	(F)	\$0	<b>Construct Storage Shed - Hazelmere</b> ( 24250/05 )	\$63,000	\$63,000	\$0 (F)
\$0	\$26,664	\$26,664	(F)	\$0	<b>Upgrade Power Supply to Transfer Station - Red Hill Landfill Facility</b> ( 24259/14 )	\$80,000	\$80,000	\$0 (F)
\$0	\$26,664	\$26,664	(F)	\$0	<b>Upgrade Power Supply to Workshop No 2 - Red Hill Landfill Facility</b> ( 24259/15 )	\$80,000	\$80,000	\$0 (F)
\$265,210	\$1,658,246	\$1,393,036	(F)	\$3,342,813	<b>Construct Class III Cell Stage 14 - Red Hill Landfill Facility</b> ( 24310/12 )	\$4,974,352	\$4,974,352	\$0 (F)
\$10,370	\$27,664	\$17,294	(F)	\$2,000	<b>Leachate Project - Red Hill Landfill Facility</b> ( 24320/02 )	\$83,000	\$83,000	\$0 (F)

# CAPITAL EXPENDITURE STATEMENT

**OCTOBER 2019**

Year to Date								Full Year		
Actual	Budget	Variance		On Order	(F) = Favourable variation (U) = Unfavourable variation	Forecast	Budget	Variance		
<b>Waste Management</b>										
\$0	\$150,000	\$150,000	(F)	\$0	<b>Design and Construct Class IV Cell Stage 2 - Red Hill Landfill Facility ( 24330/04 )</b>	\$450,000	\$450,000	\$0	(F)	
\$0	\$66,664	\$66,664	(F)	\$0	<b>Construct Stormwater Infrastructure and Siltation Ponds - Red Hill Landfill Facility ( 24350/01 )</b>	\$200,000	\$200,000	\$0	(F)	
\$7,150	\$41,228	\$34,078	(F)	\$0	<b>Construct Roads / Carparks - Red Hill Landfill Facility ( 24370/00 )</b>	\$123,690	\$123,690	\$0	(F)	
\$3,420	\$166,664	\$163,244	(F)	\$0	<b>Construct Access Road to Lots 8 9 10 - Red Hill Landfill Facility ( 24370/02 )</b>	\$500,000	\$500,000	\$0	(F)	
\$0	\$83,332	\$83,332	(F)	\$0	<b>Construct Drainage Diversion and Earthworks Infrastructures - Red Hill Landfill Facility ( 24380/00 )</b>	\$250,000	\$250,000	\$0	(F)	
\$0	\$33,332	\$33,332	(F)	\$0	<b>Construct Litter Fence - Redhill Landfill Facility ( 24394/05 )</b>	\$100,000	\$100,000	\$0	(F)	
\$795	\$0	(\$795)	(U)	\$0	<b>Construct Greenwaste Processing Area - Red Hill Landfill Facility ( 24395/00 )</b>	\$0	\$0	\$0	(F)	
\$0	\$18,328	\$18,328	(F)	\$0	<b>Construct Hardstand and Road - Hazelmere ( 24395/01 )</b>	\$55,000	\$55,000	\$0	(F)	
\$8,630	\$33,332	\$24,702	(F)	\$0	<b>Construct FOGO Processing Area - Red Hill Landfill Facility ( 24395/05 )</b>	\$100,000	\$100,000	\$0	(F)	
\$0	\$13,332	\$13,332	(F)	\$0	<b>Construct Monitoring Bores - Red Hill Landfill Facility ( 24396/00 )</b>	\$40,000	\$40,000	\$0	(F)	
\$0	\$25,000	\$25,000	(F)	\$0	<b>Air Supply lines - Waste Management Structures - Red Hill Landfill Facility ( 24399/10 )</b>	\$75,000	\$75,000	\$0	(F)	
\$0	\$516,664	\$516,664	(F)	\$0	<b>Liquid Waste Project - Red Hill Landfill Facility ( 24399/16 )</b>	\$1,550,000	\$1,550,000	\$0	(F)	
\$13,729	\$500,182	\$486,453	(F)	\$4,039	<b>Develop Lots 8 9 &amp; 10 For Future Waste Activities - Red Hill Landfill Facility ( 24399/19 )</b>	\$1,500,000	\$1,500,000	\$0	(F)	



# CAPITAL EXPENDITURE STATEMENT

**OCTOBER 2019**

Year to Date				On (F) = Favourable variation Order (U) = Unfavourable variation		Full Year			
Actual	Budget	Variance				Forecast	Budget	Variance	
Waste Management									
\$638,944	\$1,198,332	\$559,389	(F)	\$769,018	Purchase / Replace Plant - Red Hill Landfill Facility ( 24410/00 )	\$3,595,000	\$3,595,000	\$0	(F)
\$0	\$691,664	\$691,664	(F)	\$0	Purchase / Replace Plant - Hazelmere ( 24410/01 )	\$2,075,000	\$2,075,000	\$0	(F)
\$0	\$200,000	\$200,000	(F)	\$0	Purchase FOGO Processing Plant - Red Hill Landfill Facility ( 24410/10 )	\$600,000	\$600,000	\$0	(F)
\$0	\$150,000	\$150,000	(F)	\$0	Liquid Waste Project Plant - Red Hill Landfill Facility ( 24410/11 )	\$450,000	\$450,000	\$0	(F)
\$14,054	\$293,332	\$279,278	(F)	\$0	Purchase / Replace Minor Plant and Equipment-Red Hill Landfill Facility ( 24420/00 )	\$880,000	\$880,000	\$0	(F)
\$9,080	\$4,664	(\$4,416)	(U)	\$0	Purchase / Replace Minor Plant and Equipment - Hazelmere ( 24420/02 )	\$14,000	\$14,000	\$0	(F)
\$91,634	\$28,664	(\$62,970)	(U)	\$71,153	Purchase / Replace Vehicles - Red Hill Landfill Facility ( 24430/00 )	\$86,000	\$86,000	\$0	(F)
\$0	\$33,332	\$33,332	(F)	\$0	Purchase / Replace Security System - Red Hill Waste Management Facility ( 24530/08 )	\$100,000	\$100,000	\$0	(F)
\$0	\$12,160	\$12,160	(F)	\$0	Purchase / Replace Security System - Hazelmere ( 24530/10 )	\$36,480	\$36,480	\$0	(F)
\$10,184	\$6,664	(\$3,520)	(U)	\$12,410	Purchase / Replace Other Equipment - Red Hill Landfill Facility ( 24590/00 )	\$20,000	\$20,000	\$0	(F)
\$3,462	\$0	(\$3,462)	(U)	\$9,650	Purchase / Replace Miscellaneous Equipment - Hazelmere ( 24590/02 )	\$0	\$0	\$0	(F)
\$0	\$6,664	\$6,664	(F)	\$0	Purchase Office Furniture and Fittings-Hazelmere ( 24610/10 )	\$20,000	\$20,000	\$0	(F)
\$0	\$6,664	\$6,664	(F)	\$0	Refurbish Plant - Red Hill Landfill Facility ( 25410/00 )	\$20,000	\$20,000	\$0	(F)
\$1,076,662	\$6,077,100	\$5,000,438	(F)	\$4,211,083		\$18,230,522	\$18,230,522	\$0	(F)

# CAPITAL EXPENDITURE STATEMENT

**OCTOBER 2019**

Year to Date					Full Year		
Actual	Budget	Variance	On Order	(F) = Favourable variation (U) = Unfavourable variation	Forecast	Budget	Variance
\$2,397,311	\$8,980,460	\$6,583,149 (F)	\$5,541,069		\$26,940,712	\$26,940,712	\$0 (F)
			<b>TOTAL CAPITAL EXPENDITURE</b>				



# STATEMENT OF FINANCIAL POSITION

OCTOBER 2019

Actual June 2019	Actual Year to Date	(F) = Favourable variation (U) = Unfavourable variation	Full Year		
			Forecast	Budget	Variance
Current Assets					
\$1,498,764	\$3,784,391	Cash and Cash Equivalents	\$4,277,914	\$4,277,914	\$0 (F)
\$103,399,001	\$99,953,030	Investments	\$86,095,966	\$86,095,966	\$0 (F)
\$2,716,470	\$4,995,897	Trade and Other Receivables	\$2,426,402	\$2,426,402	\$0 (F)
\$54,739	\$21,062	Inventories	\$29,845	\$29,845	\$0 (F)
\$42,555	\$483,902	Other Assets	\$21,377	\$21,377	\$0 (F)
\$107,711,529	\$109,238,282	Total Current Assets	\$92,851,504	\$92,851,504	\$0 (F)
Current Liabilities					
\$5,541,725	\$3,276,284	Trade and Other Payables	\$3,604,991	\$3,604,991	\$0 (F)
\$1,629,324	\$1,629,324	Provisions	\$1,600,159	\$1,600,159	\$0 (F)
\$7,171,049	\$4,905,608	Total Current Liabilities	\$5,205,150	\$5,205,150	\$0 (F)
\$100,540,480	\$104,332,674	Net Current Assets	\$87,646,354	\$87,646,354	\$0 (F)
Non Current Assets					
\$50,570,000	\$50,570,000	Land	\$50,570,000	\$50,570,000	\$0 (F)
\$7,282,047	\$7,249,327	Buildings	\$10,683,789	\$10,683,789	\$0 (F)
\$17,270,648	\$16,476,903	Structures	\$27,371,536	\$27,371,536	\$0 (F)
\$10,479,107	\$10,618,405	Plant	\$19,411,090	\$19,411,090	\$0 (F)
\$310,204	\$288,433	Equipment	\$918,978	\$918,978	\$0 (F)
\$143,201	\$140,731	Furniture and Fittings	\$124,441	\$124,441	\$0 (F)
\$13,411,331	\$14,860,751	Work in Progress	\$11,954,052	\$11,954,052	\$0 (F)
\$99,466,539	\$100,204,550	Total Non Current Assets	\$121,033,886	\$121,033,886	\$0 (F)
Non Current Liabilities					
\$4,493,417	\$4,631,947	Provisions	\$4,040,109	\$4,040,109	\$0 (F)
\$4,493,417	\$4,631,947	Total Non Current Liabilities	\$4,040,109	\$4,040,109	\$0 (F)
\$195,513,602	\$199,905,277	Net Assets	\$204,640,131	\$204,640,131	\$0 (F)
Equity					
\$54,062,507	\$62,308,230	Accumulated Surplus/Deficit	\$69,541,479	\$69,541,479	\$0 (F)
\$91,958,292	\$91,958,292	Cash Backed Reserves	\$85,093,239	\$85,093,239	\$0 (F)
\$41,247,080	\$41,247,080	Asset Revaluation Reserve	\$41,247,080	\$41,247,080	\$0 (F)
\$8,245,723	\$4,391,675	Net change in assets from operations	\$8,758,333	\$8,758,333	\$0 (F)
\$195,513,602	\$199,905,277	Total Equity	\$204,640,131	\$204,640,131	\$0 (F)



## CASH AND INVESTMENTS OCTOBER 2019

Actual June 2019	Actual Year to Date	(F) = Favourable variation (U) = Unfavourable variation	Full Year		
			Forecast	Budget	Variance
Municipal Cash and Investments					
1,495,314	3,780,941	Cash at Bank - Municipal Fund 01001/00	1,593,563	1,593,563	0 (F)
3,450	3,450	Cash on Hand 01019/00 - 02	3,450	3,450	0 (F)
11,251,348	6,995,310	Investments - Municipal Fund 02021/00	2,684,351	2,684,351	0 (F)
12,750,112	10,779,701	Total Municipal Cash	4,281,364	4,281,364	0 (F)
Restricted Cash and Investments					
1,937,863	1,952,714	Restricted Investments - Plant and Equipment 02022/01	564,514	564,514	0 (F)
2,709,862	2,730,629	Restricted Investments - Post Closure Site Rehabilitation Red Hill 02022/02	2,900,531	2,900,531	0 (F)
20,180,980	20,335,633	Restricted Investments - Future Development 02022/03	21,861,282	21,861,282	0 (F)
1,098,527	1,106,946	Restricted Investments - Environmental Monitoring Red Hill 02022/04	1,203,445	1,203,445	0 (F)
37,510	37,797	Restricted Investments - Environmental Insurance Red Hill 02022/05	62,696	62,696	0 (F)
15,192	15,309	Restricted Investments - Risk Management 02022/06	15,461	15,461	0 (F)
602,871	607,491	Restricted Investments - Class IV Cells Red Hill 02022/07	220,591	220,591	0 (F)
312,586	314,982	Restricted Investments - Regional Development 02022/08	476,800	476,800	0 (F)
57,994,036	58,438,463	Restricted Investments - Secondary Waste Processing 02022/09	54,682,074	54,682,074	0 (F)
6,031,536	6,077,758	Restricted Investments - Class III Cells 02022/10	2,753,548	2,753,548	0 (F)
76,706	77,294	Restricted Investments - Building Refurbishment (Ascot Place) 02022/11	78,297	78,297	0 (F)
189,362	294,723	Restricted Investments - Accrued Interest 02022/19	274,000	274,000	0 (F)
0	0	Restricted Investments - Unrealised Loss/Gain on Investments 02022/20	0	0	0 (F)
960,622	967,983	Restricted Investments - Long Service Leave 02022/90	1,002,727	1,002,727	0 (F)
92,147,653	92,957,720	Total Restricted Cash	86,095,966	86,095,966	0 (F)
104,897,765	103,737,421	TOTAL CASH AND INVESTMENTS	90,377,330	90,377,330	0 (F)

The Cash at Bank - Municipal Fund represents the balance on the last day of the relevant month. Any portion of the balance available for investment is transferred into the Investment - Municipal Fund account in the following period. Funds held in the Cash at Bank - Municipal Fund continue to accrue interest as per the Westpac commercial rates.

c:\TEMP\1116202GL COUNCIL CASH AND INVESTMENTS STATEMENT.RPT

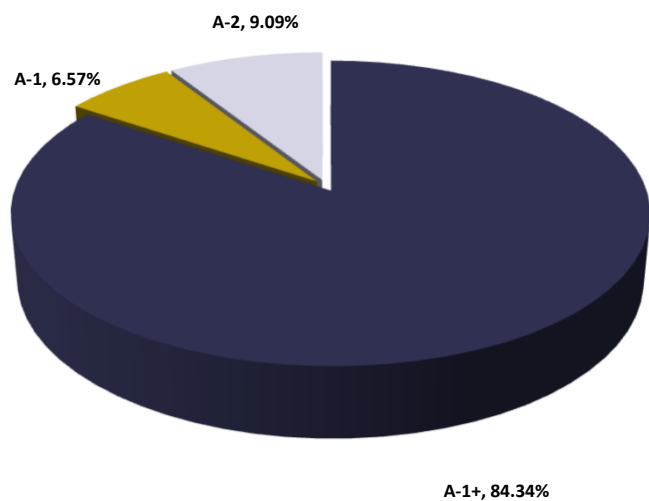
# EMRC Investment Report

October 2019

## I. Overall Portfolio Limits

S&P Long Term Rating	S&P Short Term Rating	% Portfolio	Investment Maximum %
AAA	A-1+	84.34%	100.00%
AA	A-1	6.57%	100.00%
BBB	A-2	9.09%	15.00%
		<u>100.00%</u>	

Investment by S&P Rating



## II. Single Entity Exposure

	S&P Long Term Rating	S&P Short Term Rating	% Portfolio	
AMP	BBB	A-2	4.55%	
ANZ Banking Group	AAA	A-1+	14.65%	
Bankwest	AAA	A-1+	0.00%	
Bank of Queensland	BBB	A-2	0.00%	
ING	AA	A-1	0.00%	
ME Bank	BBB	A-2	4.55%	*
NAB	AAA	A-1+	26.26%	
Suncorp	AA	A-1	2.02%	*
Westpac / St. George Bank	AAA	A-1+	43.42%	
Macquarie Bank	A-1		4.55%	
			<u>100.00%</u>	

\* Non-Fossil Fuel ADI (Authorised Deposit Taking Institution)

## III. Term to Maturity Framework

	Investment Policy Guidelines		
Maturity Profile	% Portfolio	% Min	% Max
Less Than 1 Year	100.00%	40%	100%
Greater than 1 year & less than or equal to 3 years	0.00%	0%	60%
	<u>100.00%</u>		

## IV. Fossil Fuel Divestment

	% Portfolio
Non-Fossil Fuel ADI's	6.57%
Fossil Fuel ADI's	93.43%
	<u>100.00%</u>

NB: This report is consistent with the reporting requirements of the Policy 3.3 - Management of Investments Policy



## **14.6 PURCHASE OF A TROMMEL FOR RED HILL WASTE MANAGEMENT FACILITY**

**REFERENCE: D2019/15722**

### **PURPOSE OF REPORT**

The purpose of this report is to seek Council approval for the purchase of an Edge Trommel from the City of Cockburn for use at the Red Hill Waste Management Facility.

### **KEY POINTS AND RECOMMENDATION(S)**

- The EMRC has planned and budgeted to replace an existing trommel at Red Hill Waste Management Facility for the screening of compost.
- EMRC officers were approached by officers from the City of Cockburn regarding our interest in purchasing a near new trommel surplus to their needs.
- The trommel has been inspected and is fit for purpose.
- A purchase price of \$290,000 ex GST has been negotiated with the City of Cockburn.
- Authority is sought for the CEO to purchase this trommel for the Red Hill Waste Management Facility.

#### **Recommendations**

That Council by absolute majority in accordance with s.5.42(1) of the *Local Government Act 1995* delegates to the CEO the authority to enter into a sale of goods agreement with the City of Cockburn for the purchase of a secondhand Edge TRT 622 Trommel and Edge 622 – 20 mm Mesh Screen for \$290,000 ex GST from the City of Cockburn.

### **SOURCE OF REPORT**

Director Waste Services

### **BACKGROUND**

The EMRC requires a replacement trommel to screen green waste at the Red Hill Waste Management Facility under the plant replacement policy. The existing Komptech Mustang trommel (P2708) has done 16,000 hours and is due for replacement in 2020/2021 and the EMRC propose to bring this replacement forward.

### **REPORT**

The EMRC need to replace an existing Komptech trommel at Red Hill Waste Management Facility for the screening of compost, in accordance with the plant replacement program for 2020/2021.

EMRC Officers were approached by the City of Cockburn regarding our interest in purchasing a near new Edge trommel surplus to their needs. EMRC officers inspected the trommel and witnessed it in operation and have completed an assessment report advising that it is fit for purpose for use at Red Hill and recommending purchase of the equipment.

The CEO has negotiated a purchase price of \$290,000 ex GST for the Edge TRT 622 Trommel and Edge 622 – 20 mm Mesh Screen, including delivery to Red Hill, operational and maintenance manuals, initial operational set up and maintenance training. Year of manufacture is 2018 and has approx. 800 hours on the clock, is well maintained, no damage. The replacement value of the Edge TRT 622 is \$385,000 ex GST.



*Item 14.6 continued*

Legal advice has been obtained from the EMRC's lawyers to confirm the CEO's authority to purchase goods in this manner. The advice has confirmed that while value of the trommel is over the tender threshold limit of \$150,000, the exemption under regulation 11(2)(e) of the *Local Government (Functions and General) Regulations 1996* applies such that a tender does not have to be publicly invited for the supply of goods or services if:

*"the goods or services are to be supplied by or obtained through the government of the State or the Commonwealth or any of its agencies, or by a local government or a regional local government".*

As the City of Cockburn is a local government, the exemption applies.

Under delegation C5/2016 (amending delegation C1/2014) the CEO, amongst other things, may accept tenders to the value of \$400,000 ex. GST. This is subject to the requirement under C1/2014 for provision having been made in the current budget for the purchase of the particular item or as authorised by Council in advance.

However, the effect of the exemption under r.11(2)(e) of the *Local Government (Functions and General) Regulations 1996* is that a tender is not required and hence the delegation C5/2016 does not extend to purchases outside of a tender. That means that the CEO currently does not have the delegated power to purchase the trommel for \$290,000 unless the purchase is under a tender.

Accordingly, authority is sought for the CEO to purchase this trommel from the City of Cockburn for \$290,000 ex GST.

Another local government authority is seeking additional screening capacity with FOGO processing at their facility and the EMRC may be able to rent the proposed Edge trommel or one of our existing trommels to this local government authority to help offset the capital costs, provided this doesn't compromise our operations at Red Hill.

## **STRATEGIC/POLICY IMPLICATIONS**

Key Result Area 1 – Environmental Sustainability

- 1.1 To provide sustainable waste disposal services
- 1.2 To improve regional waste management

## **FINANCIAL IMPLICATIONS**

An amount of \$600,000 has been provided in the 2019/2020 Annual Budget for the replacement of the existing trommel under the plant replacement programme.

## **SUSTAINABILITY IMPLICATIONS**

The greenwaste processing operation at Red Hill Waste Management Facility is an important aspect of the EMRC's environmental sustainability.



*Item 14.6 continued*

#### **MEMBER COUNCIL IMPLICATIONS**

<b>Member Council</b>	<b>Implication Details</b>
Town of Bassendean	} Nil
City of Bayswater	
City of Belmont	
City of Kalamunda	
Shire of Mundaring	
City of Swan	

#### **ATTACHMENT(S)**

Nil

#### **VOTING REQUIREMENT**

Absolute Majority

#### **RECOMMENDATION(S)**

That Council by absolute majority in accordance with s.5.42 of the *Local Government Act 1995* delegates to the CEO the authority and power to enter into a sale of goods agreement with the City of Cockburn for the purchase of a secondhand Edge TRT 622 Trommel and Edge 622 – 20 mm Mesh Screen for \$290,000 ex GST from the City of Cockburn.

#### **COUNCIL RESOLUTION(S)**

MOVED CR

SECONDED CR





## 14.7 EMRC ANNUAL REPORT 2018/2019

REFERENCE: D2019/17127

### PURPOSE OF REPORT

The purpose of this report is to present the EMRC's draft Annual Report 2018/2019 to Council for acceptance.

### KEY POINTS AND RECOMMENDATION(S)

- It is a requirement of section 5.53 of the *Local Government Act 1995* (the Act) that an annual report is prepared for each financial year.
- Section 5.54 of the Act requires the annual report to be accepted by Council, with an absolute majority, no later than 31 December after that financial year.
- Section 5.55 of the Act states that, "*The CEO is to give local public notice of the availability of the annual report as soon as practicable after the report has been accepted by the local government*".

#### Recommendation(s)

That:

1. Council, by absolute majority, in accordance with section 5.54 of the *Local Government Act 1995*, accepts the draft EMRC Annual Report 2018/2019 and the statements therein forming the attachment to this report.
2. Local public notice be given, in accordance with section 5.55 of the *Local Government Act 1995*, of the availability of EMRC's Annual Report 2018/2019.

### SOURCE OF REPORT

Director Corporate Services

### BACKGROUND

It is a requirement of section 5.53 of the Act that an annual report is prepared for each financial year.

Under the Act, the annual report is to contain:

- (a) A report from the Mayor or President (or Chairman of a regional local government);
- (b) A report from the Chief Executive Officer;
- (c) An overview of the plan for the future of the district made in accordance with section 5.56, including major initiatives that are proposed to commence or continue in the next financial year;
- (d) The financial report for the financial year;
- (e) Such information as may be prescribed in relation to the payments made to employees;
- (f) The auditor's report for the financial year;
- (g) A matter on which a report must be made under section 29(2) of the *Disability Services Act 1993*;
- (h) Details of entries made under section 5.121 of the Act during the financial year in the register of complaints, including:
  - (i) The number of complaints recorded in the register of complaints;
  - (ii) How the recorded complaints were dealt with; and
  - (iii) Any other details that the regulations may require.
- (i) Such other information as may be prescribed.



*Item 14.7 continued*

Section 5.54 of the Act requires the annual report to be accepted by council no later than 31 December after that financial year by absolute majority.

Section 5.55 of the Act states that, *“The CEO is to give local public notice of the availability of the annual report as soon as practicable after the report has been accepted by the local government”*.

## **REPORT**

The EMRC's Annual Report 2018/2019 is presented in accordance with the provisions of the Act and addresses all the required contents.

In prior years, the Annual Report included a 10-page audited Concise Financial Report.

On 7 April 2016 Circular No 3-2016 was received titled *“Auditing of Local Government by the Auditor General - Renewal of Audit Contracts”*, which outlined the intension to amend the *Local Government Act 1995* to allow for the Auditor General and the Office of the Auditor General (OAG) to take responsibility for the local government financial audits from 1 July 2017. The *Local Government Amendment (Auditing) Act 2017* (No 5 of 2017) - an Act to amend the *Local Government Act 1995* to provide for the auditing of local governments by the OAG and for related purposes was assented to on 1 September 2017.

As a result of the OAG taking responsibility for the financial audits since the 2017/2018 Annual Report, the Annual Report now includes the full audited Financial Report instead of the Concise Financial Report and is consistent with the approach taken by the OAG with State Government departments and agencies.

Similar to previous years, it is proposed that the annual report be distributed in predominantly e-book format, with both hard copy and e-book formats distributed to key stakeholders. A database of the key stakeholders has been compiled to allow a mail-out to be conducted following approval and production of the annual report. The annual report e-book will also be available on EMRC's corporate website ([www.emrc.org.au](http://www.emrc.org.au)).

Availability of the annual report will be advertised through a local government notice in *The West Australian* newspaper and public notices sent to all member Council libraries for public display.

## **STRATEGIC/POLICY IMPLICATIONS**

Key Result Area 3 – Good Governance

- 3.3 To provide responsible and accountable governance and management of the EMRC
- 3.4 To continue to improve financial and asset management practices

## **FINANCIAL IMPLICATIONS**

The cost for the design and production of the annual report has been included in the adopted 2019/2020 EMRC budget.

## **SUSTAINABILITY IMPLICATIONS**

Nil



*Item 14.7 continued*

## **MEMBER COUNCIL IMPLICATIONS**

<b>Member Council</b>	<b>Implication Details</b>
Town of Bassendean City of Bayswater City of Belmont City of Kalamunda Shire of Mundaring City of Swan	Member Councils own the proportionate share of the equity of the EMRC per the Establishment Agreement.

## **ATTACHMENT(S)**

Draft EMRC Annual Report 2018/2019 (Ref: D2019/17643) (*provided under separate cover*)

## **VOTING REQUIREMENT**

Absolute Majority

## **RECOMMENDATION(S)**

That:

1. Council, by absolute majority, in accordance with section 5.54 of the *Local Government Act 1995*, accepts the draft EMRC Annual Report 2018/2019 and the statements therein forming the attachment to this report.
2. Local public notice be given, in accordance with section 5.55 of the *Local Government Act 1995*, of the availability of EMRC's Annual Report 2018/2019.

## **COUNCIL RESOLUTION(S)**

MOVED CR

SECONDED CR



## **14.8 PURCHASE OF EXCAVATORS, RED HILL WASTE MANAGEMENT FACILITY**

**REFERENCE: D2019/17574**

### **PURPOSE OF REPORT**

The purpose of this report is to recommend acceptance of the quotations for the supply and delivery of two (2) excavators for use at the Red Hill Waste Management Facility. The recommended quotation for the 14 tonne excavator and the 38 tonne excavator was submitted by BT Equipment Pty Ltd T/A Tutt Bryant.

### **KEY POINTS AND RECOMMENDATION(S)**

- One (1) of the EMRC's excavators (30.4 tonne, P2403) located at the Red Hill Waste Management Facility has reached its replacement point based on operating hours and operability.
- A second smaller, 14 tonne excavator is required for works on site and is included in the adopted capital budget for 2019/2020.
- Quotations were sought for a 14 tonne excavator with dozer blade and rock breaker and also a 34.5 – 38 tonne long frame heavy duty excavator using the WALGA e-quote system for replacement plant, including a maintenance service agreement.
- Twelve (12) quotations were received for 34.5 – 38 tonne excavator and thirteen (13) quotations were received for the 14 tonne excavator.

#### **Recommendation(s)**

That Council accept:

1. The quotations for the supply and delivery to the Red Hill Waste Management Facility of one (1) 14 tonne Sumitomo SH145X-6 Excavator including an extended three (3) year/6,000 hour extended warranty and one (1) 36.6 – 37.5 tonne Sumitomo SH370LHD-6 Excavator including an extended three (3) year/6,000 hour extended warranty, submitted by BT Equipment Pty Ltd t/a Tutt Bryant Equipment, for the sum of \$227,000 (ex GST) and \$355,500 (ex GST) respectively.
2. The offer to undertake a fixed price preventative maintenance agreement for the Sumitomo SH145X-6 Excavator to be located at the Red Hill Waste Management Facility for a three (3) year/6,000 hour period submitted by BT Equipment Pty Ltd t/a Tutt Bryant Equipment at a cost of \$3.55/operating hour (ex GST) subject to annual CPI adjustments.
3. The offer to undertake a fixed price preventative maintenance agreement for the Sumitomo SH370LHD-6 Excavator to be located at the Red Hill Waste Management Facility for a three (3) year/6,000 hour period submitted by BT Equipment Pty Ltd t/a Tutt Bryant Equipment at a cost of \$5.53/operating hour (ex GST) subject to annual CPI adjustments.

### **SOURCE OF REPORT**

Director Waste Services

### **BACKGROUND**

Under the EMRC's plant replacement programme, an Excavator (P2403) utilised at the Red Hill Waste Management Facility is due for replacement having reached 8,000 hours of service and its limit of warranty and reliability. Also the EMRC require a 14 tonne Excavator to be utilised for small works on site including:

- Rock breaking – caprock and production of rock spalls for sale;
- Material Handling – separation and loading of materials with included grab, such as timber and metals commercial loads;
- Civil repair work around site, including capping and stormwater infrastructure;
- Lifting of pumps and pipes around site; and
- Lifting of gensets on to utes or trucks for relocation.



*Item 14.8 continued*

This report was presented to the 21 November 2019 meeting of the Waste Advisory Committee meeting and it was resolved to defer the report until the 5 December 2019 meeting of Council. The reason for this was that there were some late changes to the Recommendation Report which had not been provided to committee in time for their consideration.

## REPORT

A quotation for the replacement of an excavator and for a 14 tonne excavator was sought using the WALGA e-quote system in October 2019. There were twelve (12) responses for the 34.5 – 38 tonne machine and thirteen (13) responses for the 14 tonne machine to this Request for Quotation which has been evaluated by Waste Services staff against the selection criteria detailed in the specification.

Quotations were received from:

<b>Tenderer</b>	<b>34.5 – 38 Tonne Machine</b>
JCB Construction	JCB JS300LC
JCB Construction	JCB JS330LC
McIntosh and Son	Case CX350C
Tutt Bryant Equipment	Sumitomo SH370LHD-6
LiftRite Sales & Hire	Kobelco SK350LC-10 Tier3
CJD Equipment	Volvo EC350DL
Komatsu Australia Pty Ltd	Komatsu PC360LC-11
Hitachi Construction Equipment	Hitachi ZX360LCH-5
CJD Equipment	Volvo EC380DL
Westrac Pty Ltd	Caterpillar 336 GC
Clark Equipment	Doosan DX360 LC
Porter Equipment	Hyundai R380LC-9

<b>Tenderer</b>	<b>14 Tonne Machine</b>
Tutt Bryant Equipment	Sumitomo SH145X-6
JCB Construction	JCB JZ140
JCB Construction	JCB JS130DLC
LiftRite Sales & Hire	Kobelco SK135SR-5
Komatsu Australia Pty Ltd	Komatsu PC130-8
McIntosh and Son	Case CX145C
Porter Equipment	Hyundai R140LCD-9
Hitachi Construction Equipment	Hitachi ZX135US-5
CJD Equipment	Volvo ECR145CL
Digrite-Takeuchi	Takeuchi TB2150R
Clark Equipment	Doosan DX140 LC
Westrac Pty Ltd	Caterpillar 315 L
Digrite	Mecalac 15MC



*Item 14.8 continued*

### **Selection Criteria and Rating Scale**

The submission was evaluated based on the criteria requested via the WALGA e-quote.

#### Qualitative criteria

The submission was scored against the qualitative criteria below.

<b>Description of Qualitative criteria</b>	<b>Weighting</b>
a) Specifications	40%
b) Quoted Price	30%
c) Extended Warranty	20%
d) Parts and consumables	5%
e) Delivery	5%

The compliance check in the evaluation process determined that all submissions were compliant.

### **34.5 – 38 Tonne Excavator**

The evaluation process determined that the submission from BT Equipment Pty Ltd t/a Tutt Bryant Equipment for the Sumitomo SH370LHD-6 Excavator included all the items in the specification, including an extended warranty for three (3) years/6,000 hours, a service agreement quote for three (3) years/6,000 hours at \$5.53/hour totalling \$33,180 (ex GST) and which meets the EMRC's requirements.

The quotation from BT Equipment Pty Ltd t/a Tutt Bryant Equipment is recommended for acceptance as the preferred supplier.

### **14 Tonne Excavator**

The evaluation process determined the submission from BT Equipment Pty Ltd t/a Tutt Bryant Equipment for the Sumitomo SH145X-6 Excavator included all the items in the specification, including an extended warranty for three (3) years/6,000 hours, preventative maintenance agreement quote for three (3) years/6,000 hours at \$3.55/hour totalling \$21,273 (ex GST) and which meets the EMRC's requirements.

The quotation from BT Equipment Pty Ltd t/a Tutt Bryant Equipment is recommended for acceptance as the preferred supplier.

## **STRATEGIC/POLICY IMPLICATIONS**

Key Result Area 1 – Environmental Sustainability

- 1.1 To provide sustainable waste disposal operations

## **FINANCIAL IMPLICATIONS**

The adopted 2019/2020 Annual Budget provides for proposed capital expenditure for plant replacement.

## **SUSTAINABILITY IMPLICATIONS**

Nil



*Item 14.8 continued*

## **MEMBER COUNCIL IMPLICATIONS**

<b>Member Council</b>	<b>Implication Details</b>
Town of Bassendean	}
City of Bayswater	
City of Belmont	
City of Kalamunda	
Shire of Mundaring	
City of Swan	
	Nil

## **ATTACHMENT(S)**

Nil

## **VOTING REQUIREMENT**

Simple Majority

## **RECOMMENDATION(S)**

That Council accept:

1. The quotations for the supply and delivery to the Red Hill Waste Management Facility of one (1) 14 tonne Sumitomo SH145X-6 Excavator including an extended three (3) year/6,000 hour extended warranty and one (1) 36.6 – 37.5 tonne Sumitomo SH370LHD-6 Excavator including an extended three (3) year/6,000 hour extended warranty, submitted by BT Equipment Pty Ltd t/a Tutt Bryant Equipment, for the sum of \$227,000 (ex GST) and \$355,500 (ex GST) respectively.
2. The offer to undertake a fixed price preventative maintenance agreement for the Sumitomo SH145X-6 Excavator to be located at the Red Hill Waste Management Facility for a three (3) year/6,000 hour period submitted by BT Equipment Pty Ltd t/a Tutt Bryant Equipment at a cost of \$3.55/operating hour (ex GST) subject to annual CPI adjustments.
3. The offer to undertake a fixed price preventative maintenance agreement for the Sumitomo SH370LHD-6 Excavator to be located at the Red Hill Waste Management Facility for a three (3) year/6,000 hour period submitted by BT Equipment Pty Ltd t/a Tutt Bryant Equipment at a cost of \$5.53/operating hour (ex GST) subject to annual CPI adjustments.

## **COUNCIL RESOLUTION(S)**

MOVED CR

SECONDED CR



## **14.9 INTERIM ARRANGEMENT TO OPERATE BAYWASTE TRANSFER STATION**

**REFERENCE: D2019/17750**

### **PURPOSE OF REPORT**

The purpose of this report is to seek Council approval for the CEO to negotiate an interim arrangement with the City of Bayswater to operate the City of Bayswater's Baywaste Transfer Station.

### **KEY POINTS AND RECOMMENDATION(S)**

- The City of Bayswater owns the transfer station at 271 Collier Road, Morley known as Baywaste.
- The current lessee of the Baywaste site, Cleanaway Pty Ltd, are on a month by month lease and are proposing to exit the site by the end of December 2019.
- Until a more permanent arrangement is agreed to per the confidential report item on Baywaste (item 19.2), authority is sought to negotiate with the City of Bayswater an arrangement for the EMRC to continue the operation of the City of Bayswater's Baywaste Transfer Station on a temporary basis.
- The proposed agreement with the City of Bayswater would be on a cost plus basis, similar to the EMRC's operation of the Shire of Mundaring Transfer Stations.

#### **Recommendation(s)**

That Council in accordance with s.5.42(1) of the *Local Government Act 1995* authorise the CEO to enter into an agreement with the City of Bayswater to operate the City of Bayswater's Baywaste Transfer Station at 271 Collier Road, Morley WA 6062 on a cost plus basis, for a period up to 30 June 2020 or an earlier period as deemed appropriate by the CEO.

### **SOURCE OF REPORT**

Director Waste Services

### **BACKGROUND**

The site of the Baywaste Transfer Station is situated at lot 102, 271 Collier Road, Bayswater (corner of Tonkin Highway). The site is owned in freehold title by the City of Bayswater and has a total area of 18,580m<sup>2</sup>.

The site was established as a solid waste transfer station in 1981. It was initially operated by the City of Bayswater as "Baywaste" and a small scale recycling facility was later operated by the Anglican Health and Welfare Services. The site was leased to Brambles Holdings Ltd (trading as Cleanaway) on 10 June 1986 for a period of five years commencing 1 April 1985 for continued use as a solid waste transfer station. The lease was then extended for five years from 1 April 1990 to 31 March 1995.

Subsequent Deeds of Variation have extended the lease of the site and accommodated the introduction of the following services:

- Recycling collection;
- Greenwaste collections; and
- Cardboard recycling.

The Material Recycling Facility is no longer operating, however pre-sorting of the bulk waste bins for recycling is currently occurring on-site.

At the commencement of operations as a solid waste transfer station in 1981, the onsite buildings included a waste transfer station within the site, a weighbridge and office near the entrance.





*Item 14.9 continued*

In 1993, the City of Bayswater built a large industrial shed on the site for use as a co-mingled recycling sorting facility. Cleanaway provided the plant and equipment within the building for sorting, packaging and disposal of the recyclable materials.

This shed was extended in 1998 to allow for the increased recyclables collected due to the transfer of Maylands to the City of Bayswater following a boundary realignment with the City of Stirling.

The weighbridge which was owned by Cleanaway was removed from the site in 2018.

## **REPORT**

The current lessee of the Baywaste site, Cleanaway Pty Ltd, are on a month by month lease and propose to exit the site by the end of December 2019.

To assist the City of Bayswater, the EMRC proposes to enter into an agreement with the City of Bayswater to operate the transfer station at Baywaste as an interim solution until the longer term use of the site is resolved, including the matters referred to in the confidential report item 11.4.

The purpose of this short term arrangement is to maintain operational continuity as a waste transfer station until City of Bayswater determines the long-term use of the site.

The proposed agreement with the City of Bayswater will be on a cost plus basis, similar to the methodology used with the EMRC's operation of the Shire of Mundaring Transfer Stations.

Authority is sought for the CEO to enter into an agreement with the City of Bayswater to operate the City of Bayswater's Baywaste Transfer Station at 271 Collier Road, Morley WA 6062 on a cost plus basis, for a period up to 30 June 2020 or an earlier period.

## **STRATEGIC/POLICY IMPLICATIONS**

Key Result Area 1 – Environmental Sustainability

- 1.1 To provide sustainable waste disposal operations.
- 1.3 To provide resource recovery and recycling solutions in partnership with member Councils.

## **FINANCIAL IMPLICATIONS**

As the proposed agreement with the City of Bayswater will be on a cost plus basis, there are no adverse financial impacts on the budget.

## **SUSTAINABILITY IMPLICATIONS**

Operation of the Baywaste Transfer station by the EMRC will enable the provision of a continued service for City of Bayswater residents and local small businesses, as well as neighbouring member Councils, benefitting the Region as a whole.



*Item 14.9 continued*

## **MEMBER COUNCIL IMPLICATIONS**

<b>Member Council</b>	<b>Implication Details</b>
Town of Bassendean	Access to a local transfer station for waste disposal and some recycling.
City of Bayswater	Ongoing use of the Baywaste transfer station.
City of Belmont	Access to a local transfer station for waste disposal and some recycling.
City of Kalamunda	} Nil
Shire of Mundaring	
City of Swan	Access to a local transfer station for waste disposal and some recycling.

## **ATTACHMENT(S)**

Nil

## **VOTING REQUIREMENT**

Absolute Majority

## **RECOMMENDATION(S)**

That Council by absolute majority, in accordance with s.5.42(1) of the *Local Government Act 1995* authorise the CEO to enter into an agreement with the City of Bayswater to operate the City of Bayswater's Baywaste Transfer Station at 271 Collier Road, Morley WA 6062 on a cost plus basis, for a period up to 30 June 2020 or an earlier period as deemed appropriate by the CEO.

## **COUNCIL RESOLUTION(S)**

MOVED CR

SECONDED CR



## **14.10 CONTAINER DEPOSIT SCHEME (CDS) UPDATE**

**REFERENCE: D2019/17833**

### **PURPOSE OF REPORT**

The purpose of this report is to update Council on the progress of the EMRC's involvement in the Container Deposit Scheme (CDS) and its future implications.

### **KEY POINTS AND RECOMMENDATION(S)**

- The EMRC expects to be advised by the Container Deposit Scheme Coordinator (Western Australia Return Recycle Renew Limited (WARRRL)) in December 2019 whether we have been successful in our application to be a Refund Point/Aggregation Point and also as a Processing Provider.
- If successful, the EMRC will need to proceed immediately to acquire plant and equipment in order to meet the start-up date of 2 June 2020.
- In this circumstance, a special meeting of Council will be required to approve a Business Plan and expenditure that was not included in the approved 2019/2020 budget with funding provided from the Secondary Waste Reserve.
- Approval will be sought for expenditure of up to \$2.1 million ex GST for plant, equipment and costs associated with repurposing of the Commercial & Industrial Waste Sorting Plant (C&I plant) to be a Processing Provider under the Container Deposit Scheme with funding from the Secondary Waste Reserve.
- If the application for a Refund Point/Aggregation Point is successful, a smaller amount of unbudgeted capital expenditure will be required and will be included in the Business Plan for Council approval.

#### **Recommendations**

That Council notes the possible requirement for a special Council meeting in December 2019 to approve a Business Plan and capital expenditure for the implementation of a project to repurpose the Hazelmere Commercial & Industrial Waste Sorting Plant to be a Processing Provider under the Container Deposit Scheme and also a Refund Point/Aggregation Point.

### **SOURCE OF REPORT**

Director Corporate Services

### **BACKGROUND**

The EMRC member Councils have approved the EMRC taking the lead role for the CDS.

Submissions were lodged with WARRRL by the due dates and the EMRC has been shortlisted to be a Refund Point/Aggregation Point and also a Processing Provider for the CDS. WARRRL will advise successful applicants for these roles in December 2019 with the expectation that applicants will be ready for the start of the CDS on 2 June 2020.

### **REPORT**

If the EMRC is successful in being appointed as a Processing Provider and Refund Point/Aggregation Point, we will need to commence the procurement of plant, equipment and infrastructure in December 2019 and January 2020 in order to be ready for the June 2020 start commencement date of CDS.



*Item 14.10 continued*

With the last ordinary Council meeting on 5 December 2019, this means a special Council meeting will be required to approve a Business Plan and expenditure that was not included in the approved 2019/2020 budget with funding provided from the Secondary Waste Reserve.

The Container Deposit Scheme project was not included in the approved budget for 2019/2020 because the EMRC did not have sufficient information in early 2019 to formulate a budget item. As part of the submissions to WARRRL for the Processing Provider, the capital costs were identified as being approximately \$2.1 million which included some long lead items (up to 5 months delivery).

It is proposed to repurpose the C&I plant to be a Processing Provider by installing de-baling and baling plants, container storage, glass processing equipment and bale storage areas. For the Refund Point/Aggregation Point, infrastructure including a shed/drive through facility will be required and some plant and equipment, all of which will be detailed in a Business Plan currently being prepared.

## **STRATEGIC/POLICY IMPLICATIONS**

Key Result Area 1 – Environmental Sustainability

- 1.1 To provide sustainable waste disposal services
- 1.2 To improve regional waste management

## **FINANCIAL IMPLICATIONS**

Capital expenditure on the Container Deposit Scheme implementation is expected to be up to \$2.5 million ex GST in 2019/2020 which can be funded from the Secondary Waste Reserve.

## **SUSTAINABILITY IMPLICATIONS**

The implementation of a Container Deposit Scheme at the Hazelmere Resource Recovery Park is an important aspect of the State Government's Waste Strategy and its waste reduction targets and is therefore an important part of the EMRC's waste reduction strategy and environmental sustainability.

## **MEMBER COUNCIL IMPLICATIONS**

<b>Member Council</b>	<b>Implication Details</b>
Town of Bassendean	} Nil
City of Bayswater	
City of Belmont	
City of Kalamunda	
Shire of Mundaring	
City of Swan	

## **ATTACHMENT(S)**

Nil



*Item 14.10 continued*

**VOTING REQUIREMENT**

Simple Majority

**RECOMMENDATION(S)**

That Council notes the possible requirement for a special Council meeting in December 2019 to approve a Business Plan and capital expenditure for the implementation of a project to repurpose the Hazelmere Commercial & Industrial Waste Sorting Plant to be a Processing Provider under the Container Deposit Scheme and also a Refund Point/Aggregation Point.

**COUNCIL RESOLUTION(S)**

MOVED CR

SECONDED CR



## 14.11 MAKING OF THE EASTERN METROPOLITAN REGIONAL COUNCIL WASTE LOCAL LAW 2019

REFERENCE: D2019/17329

### PURPOSE OF REPORT

The purpose of this report is to seek Council approval to make *the Eastern Metropolitan Regional Council Waste Management Facilities Local Law 2019* as a result of the review of the existing *Eastern Metropolitan Regional Council Waste Management Facilities Local Law 2008*.

### KEY POINTS AND RECOMMENDATION(S)

- The *Eastern Metropolitan Regional Council Waste Management Facilities Local Law 2008* (current Waste Local Law) was gazetted on 16 June 2009.
- In accordance with section 3.16 of the *Local Government Act 1995* (the Act), the EMRC must review the current Waste Local Law within a period of eight (8) years from the day it commenced.
- At the 7 December 2017 meeting Council resolved to repeal the current Waste Local Law and commence the process for adopting a new Waste Local Law in accordance with the statutory process set out in section 3.12 of the Act and section 61 of the *Waste Avoidance and Resource Recovery Act 2007*.
- However, since there was a delay in the local law-making process in 2018 advice received from the WA Parliament's Joint Standing Committee on Delegated Legislation (JSCDL) concluded that if a local law-making process is delayed for up to a year, the delay will invalidate the local law and the EMRC will be required to restart the law-making process.
- To facilitate this, the statutory process per section 3.12 of the Act and section 61 of the *Waste Avoidance and Resource Recovery Act 2007* is to be followed.
- At the 21 March 2019 meeting Council resolved to re-start the local law-making process and the Waste Local Law was advertised for public comment and any submissions received following the conclusion of the advertising period to be referred back to Council for consideration.
- The current Waste Local Law was made available to the public for review for a period of six (6) weeks (29 March to 13 May 2019) however, no submissions were received during the consultation period.
- Following the consultation period, the current Waste Local Law was submitted to the Department of Water and Environmental Regulation (DWER) for consent and a copy was also forwarded to the Minister for Local Government, Sport and Cultural Industries.
- DWER provided their consent to the Waste Local Law on 23 September 2019 and Council is now required to adopt the proposed Waste Local Law by absolute majority before publishing it in the WA Government Gazette.

### Recommendation(s)

That:

1. Council, by absolute majority, in accordance with section 3.12 of the *Local Government Act 1995* and section 61 of the *Waste Avoidance and Resource Recovery Act 2007* make the EMRC Waste Management Facilities Local Law 2019, forming the attachment to this report.
2. Local public notice of the gazetted EMRC Waste Management Facilities Local Law 2019 be given.
3. The EMRC Waste Management Facilities Local Law 2019 and supporting documents be sent to the Joint Standing Committee on Delegated Legislation within 10 working days of their gazettal in the WA Government Gazette and a copy of the Waste Local Law be provided to the Minister for Local Government and DWER.

### SOURCE OF REPORT

Director Waste Services



*Item 14.11 continued*

## **BACKGROUND**

*The Eastern Metropolitan Regional Council Waste Management Facilities Local Law 2008* (current Waste Local Law) was adopted by Council at the 4 December 2008 meeting (Ref: DMDOC/115042).

The current Waste Local Law provides for the orderly regulation of the disposal of waste and the payment of fees for that disposal at the Red Hill Waste Management Facility and the Hazelmere Timber Recycling Centre (now Hazelmere Resource Recovery Park).

Section 3.16 of the Act requires that all of the local laws of a local government must be reviewed within an eight (8) year period of their gazettal to determine if they should remain unchanged or be repealed or amended.

At the 21 September 2017 meeting Council approved commencement of the review of the current Waste Local Law (Ref: D2017/13240). The law-making process commenced in early 2018 however, there was a delay in the law-making process and the EMRC received advice that the law-making process should be restarted and therefore it was not completed.

The law-making process was therefore restarted in 2019 and at the 21 March 2019 Council meeting Council resolved (Ref: D2019/00720):

*THAT:*

1. *COUNCIL ADVERTISES THE PROPOSED EASTERN METROPOLITAN REGIONAL COUNCIL WASTE MANAGEMENT FACILITIES LOCAL LAW 2018, FORMING ATTACHMENT 2 TO THIS REPORT.*
2. *COUNCIL REQUESTS THE CHIEF EXECUTIVE OFFICER FORWARD A COPY OF THE PROPOSED EASTERN METROPOLITAN REGIONAL COUNCIL WASTE MANAGEMENT FACILITIES LOCAL LAW 2018 TO THE MINISTER FOR LOCAL GOVERNMENT, SPORT AND CULTURAL INDUSTRIES AND DIRECTOR GENERAL OF THE DEPARTMENT OF WATER AND ENVIRONMENTAL REGULATION.*
3. *THE CHIEF EXECUTIVE OFFICER PREPARE A FURTHER REPORT AT THE CONCLUSION OF THE PUBLIC ADVERTISING PERIOD TO ENABLE THE COUNCIL TO CONSIDER ANY SUBMISSIONS MADE.*

## **REPORT**

In accordance with Council's resolution submissions on the proposed Waste Local Law were invited from members of the public through a public notice and an advertisement placed in the West Australian newspaper on 29 March 2019 for a six week period closing on 13 May 2019. No submissions were received.

DWER reviewed the Waste Local Law to ensure that it complied with the requirements of the Joint Standing Committee on Delegated Legislation and provided their feedback; minor changes were incorporated into the Waste Local Law. The DWER Chief Executive Officer provided consent to the Waste Local Law on 23 September 2019.

After Council makes the EMRC Waste Management Facilities Local Law 2019 it must be published in the WA Government Gazette. Following Gazettal, Council is to give local public notice stating the title of the Waste Local Law; summarising the purpose and effect of the Waste Local Law (specifying the date on which it comes into operation) and advising that copies of the Waste Local Law may be inspected or obtained. The Waste Local Law must be sent to the Joint Standing Committee on Delegated Legislation (JSCDL) within 10 working days of gazettal. An Explanatory Memoranda is to be provided to the JSCDL after gazettal of the Waste Local Law.



*Item 14.11 continued*

## **STRATEGIC/POLICY IMPLICATIONS**

Key Result Area 3 – Good Governance

3.3 To provide responsible and accountable governance and management of the EMRC

## **FINANCIAL IMPLICATIONS**

Nil

## **SUSTAINABILITY IMPLICATIONS**

Nil

## **MEMBER COUNCIL IMPLICATIONS**

Member Council	Implication Details
Town of Bassendean	} Nil
City of Bayswater	
City of Belmont	
City of Kalamunda	
Shire of Mundaring	
City of Swan	

## **ATTACHMENT(S)**

*Eastern Metropolitan Regional Council Waste Management Facilities Local Law 2019 (Ref: D2019/17482).*

## **VOTING REQUIREMENT**

Absolute Majority

## **RECOMMENDATION(S)**

That:

1. Council, by absolute majority, in accordance with section 3.12 of the *Local Government Act 1995* and section 61 of the *Waste Avoidance and Resource Recovery Act 2007* make the EMRC Waste Management Facilities Local Law 2019, forming the attachment to this report.
2. Local public notice of the gazetted EMRC Waste Management Facilities Local Law 2019 be given.
3. The EMRC Waste Management Facilities Local Law 2019 and supporting documents be sent to the Joint Standing Committee on Delegated Legislation within 10 working days of their gazettal in the WA Government Gazette and a copy of the Waste Local Law be provided to the Minister for Local Government and DWER.

## **COUNCIL RESOLUTION(S)**

MOVED CR

SECONDED CR



## **EASTERN METROPOLITAN REGIONAL COUNCIL**

---

### **WASTE MANAGEMENT FACILITIES LOCAL LAW 2019**

*Waste Avoidance and Resource Recovery Act 2007*  
*Local Government Act 1995*

**EASTERN METROPOLITAN REGIONAL COUNCIL**

**Waste Management Facilities Local Law 2019**

---

**CONTENTS**

---

<b>Part 1 - Preliminary .....</b>	<b>1</b>
1.1 Short title.....	1
1.2 Commencement.....	1
1.3 Application .....	1
1.4 Repeal .....	1
1.5 Meaning of terms used in this local law .....	1
1.6 Local public notice of determinations.....	3
1.7 Rates, fees and charges .....	3
1.8 Power to provide waste services .....	3
<b>Part 2 - Operation of waste facilities .....</b>	<b>3</b>
2.1 Operation of this Part .....	3
2.2 Hours of operation.....	3
2.3 Signs and directions.....	4
2.4 Fees and charges .....	4
2.5 Depositing waste.....	4
2.6 Prohibited activities .....	5
<b>Part 3 - Enforcement.....</b>	<b>5</b>
3.1 Offences and general penalty.....	5
3.2 Other costs and expenses.....	5
3.3 Prescribed offences .....	6
3.4 Form of notices .....	6
<b>Schedule 1 - Meaning of ‘non-collectable waste’ .....</b>	<b>7</b>

<b>Schedule 2 - Prescribed offences .....</b>	<b>8</b>
---	----------

***Waste Avoidance and Resource Recovery Act 2007***  
***Local Government Act 1995***

**EASTERN METROPOLITAN REGIONAL COUNCIL**

## **Waste Management Facilities Local Law 2019**

Under the powers conferred on it by the *Waste Avoidance and Resource Recovery Act 2007*, the *Local Government Act 1995* and under all other enabling powers, the Council of the Eastern Metropolitan Regional Council resolved on [***insert date***] to make the following local law.

### **Part 1 - Preliminary**

**1.1      Short title**

This is the Eastern Metropolitan Regional Council Waste Facilities Local Law 2019.

**1.2      Commencement**

This local law commences 14 days after the day on which it is published in the *Government Gazette*.

**1.3      Application**

This local law applies throughout the Red Hill Waste Management Facility and the Hazelmere Resource Recovery Park.

**1.4      Repeal**

The Eastern Metropolitan Regional Council Waste Management Facilities Local Law 2008 published in the *Government Gazette* on 16 June 2009 is repealed.

**1.5      Meaning of terms used in this local law**

(1)      In this local law—

***authorised person*** means a person appointed by the local government under section 9.10 of the LG Act to perform any of the functions of an authorised person under this local law;

**collectable waste receptacle** means a receptacle for the deposit and collection of collectable waste that is—

- (a) a recycling waste receptacle;
- (b) a general waste receptacle; or
- (c) an organic waste receptacle;

;

**costs** of the local government include administrative costs;

**Council** means the council of the Regional Local Government;

**Hazelmere Resource Recovery Park** is the waste facility located on 77 Lakes Road, Hazelmere WA 6055

**LG Act** means the *Local Government Act 1995*;

**LG Regulations** means the *Local Government (Functions and General) Regulations 1996*;

**local government waste** has the same meaning as in the WARR Act;

**non-collectable waste** has the meaning set out in Schedule 1;

**recycling waste** means—

- (a) paper and cardboard;
- (b) plastic containers comprised of polyethylene terephthalate or high density polyethylene;
- (c) glass containers;
- (d) steel containers;
- (e) aluminium containers;
- (f) liquid paper board; and
- (g) any other waste determined by the regional local government to be recycling waste;

**Red Hill Waste Management Facility** is the waste facility located at 1094 Toodyay Road, Red Hill WA 6056

**regional local government** means the Eastern Metropolitan Regional Council established under section 3.61 of the *Local Government Act 1995*;

**specified** means specified by the regional local government or an authorised person, as the case may be;

**WARR Act** means the *Waste Avoidance and Resource Recovery Act 2007*;

**WARR Regulations** means the *Waste Avoidance and Resource Recovery Regulations 2008*;

**waste** has the same meaning as in the WARR Act;

**waste facility** means a waste facility, as defined in the WARR Act, that is operated by the regional local government.

## **1.6 Local public notice of determinations**

Where, under this local law, the regional local government has a power to determine a matter –

- (a) local public notice, under section 1.7 of the LG Act, must be given of the matter determined;
- (b) the determination becomes effective only after local public notice has been given;
- (c) the determination remains in force for the period of one year after the date that local public notice has been given under subclause (a);
- (d) after the period referred to in subclause (c), the determination continues in force only if, and for so long as, it is the subject of local public notice, given annually, under section 1.7 of the LG Act; and
- (e) the determination must be recorded in a publicly accessible register of determinations that must be maintained by the local government.

## **1.7 Rates, fees and charges**

The regional local government's powers to impose rates, fees and charges in relation to waste services are set out in sections 66 to 68 of the WARR Act and sections 6.16 and 6.17 of the LG Act.

## **1.8 Power to provide waste services**

The regional local government's power to provide, or enter into a contract for the provision of, waste services is dealt with in section 50 of the WARR Act.

# **Part 2 - Operation of waste facilities**

## **2.1 Operation of this Part**

This Part applies to a person who enters a waste facility.

## **2.2 Hours of operation**

The regional local government may from time to time determine the hours of operation of a waste facility.

## **2.3 Signs and directions**

- (1) The regional local government or an authorised person may regulate the use of a waste facility—
  - (a) by means of a sign; or
  - (b) by giving a direction to a person within a waste facility.
- (2) A person within a waste facility must comply with a sign or direction under subclause (1).
- (3) The regional local government or an authorised person may direct a person who commits, or is reasonably suspected by the local government or the authorised person of having committed, an offence under this clause to leave the waste facility immediately.
- (4) A person must comply with a direction under subclause (3).

## **2.4 Fees and charges**

- (1) Unless subclause (3) applies, a person must, on or before entering a waste facility or on demand by the regional local government or an authorised person, pay the fee or charge as assessed by an authorised person.
- (2) An authorised person may assess the fee or charge in respect of a particular load of waste at a rate that applies to any part of that load, even if that rate is higher than the rate that would apply to any other part of the load.
- (3) Subclause (1) does not apply—
  - (a) to a person who disposes of waste in accordance with the terms of—
    - (i) a credit arrangement with the regional local government; or
    - (ii) any other arrangement with the regional local government to pay the fee or charge at a different time or in a different manner; and
  - (b) to the deposit of waste owned by the regional local government, or in the possession of an employee on behalf of the local government.

## **2.5 Depositing waste**

- (1) A person must not deposit waste at a waste facility other than—
  - (a) at a location determined by a sign and in accordance with the sign; and
  - (b) in accordance with the direction of an authorised person.
- (2) The regional local government may determine the classification of any waste that may be deposited at a waste facility.

## **2.6 Prohibited activities**

- (1) Unless authorised by the regional local government, a person must not—
  - (a) remove any waste or any other thing from a waste facility;
  - (b) deposit at a waste facility that is a landfill site any waste that is toxic, poisonous or hazardous, or the depositing of which is regulated or prohibited by any written law;
  - (c) light a fire in a waste facility;
  - (d) remove, damage or otherwise interfere with any flora in a waste facility;
  - (e) remove, injure or otherwise interfere with any fauna in a waste facility; or
  - (f) damage, deface or destroy any building, equipment, plant or property within a waste facility.
- (2) A person must not act in an abusive or threatening manner towards any person using, or engaged in the management or operation of, a waste facility.

## **Part 3 - Enforcement**

### **3.1 Offences and general penalty**

- (1) A person who fails to do anything required or directed to be done under this local law, or who does anything which under this local law a person is prohibited from doing, commits an offence.
- (2) A person who commits an offence under this local law is liable, on conviction, to a penalty not exceeding \$5,000, and if the offence is of a continuing nature, to a further penalty not exceeding \$500 in respect of each day or part of a day during which the offence has continued.

### **3.2 Other costs and expenses**

- (1) A person who is convicted of an offence under this local law is to be liable, in addition to any penalty imposed under clause 5.2, to pay to the local government the costs and expenses incurred by the local government in taking remedial action such as—
  - (a) removing and lawfully disposing of toxic, hazardous or poisonous waste; or
  - (b) making good any damage caused to a waste facility.
- (2) The costs and expenses incurred by the local government are to be recoverable, as a debt due to the local government, in a court of competent civil jurisdiction.



### **3.3 Prescribed offences**

- (1) An offence against a clause specified in Schedule 2 is a prescribed offence for the purposes of section 9.16(1) of the LG Act.
- (2) The amount of the modified penalty for a prescribed offence is that specified adjacent to the clause in Schedule 2.

### **3.4 Form of notices**

- (1) Where a vehicle is involved in the commission of an offence, the form of the notice referred to in section 9.13 of the LG Act is that of Form 1 in Schedule 1 of the LG Regulations.
- (2) The form of the infringement notice given under section 9.16 of the LG Act is that of Form 2 in Schedule 1 of the LG Regulations.
- (3) The form of the infringement withdrawal notice given under section 9.20 of the LG Act is that of Form 3 in Schedule 1 of the LG Regulations.

## Schedule 1 - Meaning of 'non-collectable waste'

[Clause 1.5(1)]

**non-collectable waste** means –

- (a) hot or burning material;
- (b) household hazardous waste, including paint, acids, alkalis, fire extinguishers, solvents, pesticides, oils, gas cylinders, batteries, chemicals and heavy metals;
- (c) any other hazardous material, such as radioactive waste;
- (d) any explosive material, such as flares or ammunition;
- (e) electrical and electronic equipment;
- (f) hospital, medical, veterinary, laboratory or pathological substances;
- (g) construction or demolition waste;
- (h) sewage;
- (i) 'controlled waste' for the purposes of the *Environmental Protection (Controlled Waste) Regulations 2004*;
- (j) any object that is greater in length, width, or breadth than the corresponding dimension of the receptacle or that will not allow the lid of the receptacle to be tightly closed;
- (k) waste that is or is likely to become offensive or a nuisance, or give off an offensive or noxious odour, or to attract flies or cause fly breeding unless it is first wrapped in non-absorbent or impervious material or placed in a sealed impervious and leak-proof container; and
- (l) any other waste determined by the regional local government to be non-collectable waste.

## Schedule 2 - Prescribed offences

Item No.	Clause No.	Description	Modified Penalty
1	2.3(2)	Failing to comply with a sign or direction	\$500
2	2.3(4)	Failing to comply with a direction to leave	\$500
3	2.4(1)	Disposing waste without payment of fee or charge	\$500
4	2.5(1)	Depositing waste contrary to sign or direction	\$500
5	2.6(1)(a)	Removing waste without authority in a waste facility	\$250
6	2.6(1)(b)	Depositing toxic, poisonous or hazardous waste at a waste facility	\$500
7	2.6(1)(c)	Lighting a fire in a waste facility	\$300
8	2.6(1)(d)	Removing or interfering with any flora in a waste facility	\$300
9	2.6(1)(e)	Removing or interfering with any fauna without approval in a waste facility	\$300
10	2.6(1)(f)	Damaging, defacing or destroying any building, equipment, plant or property within a waste facility	\$500
11	2.6(2)	Acting in an abusive or threatening manner	\$300

Consented to:



Chief Executive Officer  
Department of Water and Environmental Regulation

Dated this 23rd day of September 2019



## **14.12 ITEMS CONTAINED IN THE INFORMATION BULLETIN**

**REFERENCE: D2019/17159**

The following items are included in the Information Bulletin, which accompanies the Agenda.

### **1 CORPORATE SERVICES**

- 1.1 REGISTER OF COUNCIL RESOLUTIONS (Ref: D2019/17572)
- 1.2 CEO EXERCISE OF DELEGATED POWERS AND DUTIES (Ref: D2019/17163)

### **2 REGIONAL SERVICES**

- 2.1 REGIONAL SERVICES ACTIVITY REPORT JULY – SEPTEMBER 2019 (Ref: D2019/17160)
- 2.2 CORPORATE BUSINESS PLAN 2019/2020 - 2023/2024 PROGRESS REPORT JULY TO SEPTEMBER 2019 (Ref: D2019/17161)

### **3 WASTE MANAGEMENT SERVICES**

- 3.1 COUNCIL TONNAGE COMPARISONS AS AT 31 OCTOBER 2019 (Ref: D2019/17396)

## **RECOMMENDATION(S)**

That Council notes the items contained in the Information Bulletin accompanying the 5 December 2019 Ordinary Meeting of Council Agenda.

## **COUNCIL RESOLUTION(S)**

MOVED CR

SECONDED CR



## **15 REPORTS OF COMMITTEES**

### **15.1 CHIEF EXECUTIVE OFFICER PERFORMANCE REVIEW COMMITTEE MEETING HELD 1 OCTOBER 2019**

**REFERENCE: D2019/14602 (CEOPRC) – D2019/17336**

The minutes of the Chief Executive Officer Performance Review Committee meeting held on **1 October 2019** accompany and form part of this agenda – (refer to mauve section of 'Minutes of Committees' for Council accompanying this Agenda).

### **QUESTIONS**

The Chairman invites general questions from members on the minutes of the Chief Executive Officer Performance Review Committee. Any questions relating to the confidential report will be dealt with under section 19 of the agenda "Confidential Items."

### **RECOMMENDATION(S)**

That Council notes the minutes of the Chief Executive Officer Performance Review Committee meeting held 1 October 2019.

### **COUNCIL RESOLUTION(S)**

MOVED CR

SECONDED CR



**15.2 CHIEF EXECUTIVE OFFICER PERFORMANCE REVIEW COMMITTEE MEETING HELD  
17 OCTOBER 2019**

**REFERENCE: D2019/14658 (CEOPRC) – D2019/17337**

The minutes of the Chief Executive Officer Performance Review Committee meeting held on **17 October 2019** accompany and form part of this agenda – (refer to mauve section of 'Minutes of Committees' for Council accompanying this Agenda).

**QUESTIONS**

The Chairman invites general questions from members on the minutes of the Chief Executive Officer Performance Review Committee. Any questions relating to the confidential report will be dealt with under section 19 of the agenda "Confidential Items."

**RECOMMENDATION(S)**

That Council notes the minutes of the Chief Executive Officer Performance Review Committee meeting held 17 October 2019.

**COUNCIL RESOLUTION(S)**

MOVED CR

SECONDED CR



**15.3 WASTE ADVISORY COMMITTEE MEETING HELD 21 NOVEMBER 2019**  
**REFERENCE: D2019/16048 (WAC) – D2019/17635**

The minutes of the Waste Advisory Committee meeting held on **21 November 2019** accompany and form part of this agenda – (refer to yellow section of ‘Minutes of Committees’ for Council accompanying this Agenda).

**QUESTIONS**

The Chairman invites general questions from members on the minutes of the Waste Advisory Committee. Any questions relating to the confidential report will be dealt with under section 19 of the agenda “Confidential Items.”

**RECOMMENDATION(S)**

That with the exception of items ....., which are to be withdrawn and dealt with separately, Council adopts the recommendations in the Waste Advisory Committee report (Section 15.3).

**COUNCIL RESOLUTION(S)**

MOVED CR

SECONDED CR



**15.4 AUDIT COMMITTEE MEETING HELD 21 NOVEMBER 2019**  
**REFERENCE: D2019/15139 (AC) – D2019/17638**

The minutes of the Audit Committee meeting held on **21 November 2019** accompany and form part of this agenda – (refer to pink section of 'Minutes of Committees' for Council accompanying this Agenda).

**QUESTIONS**

The Chairman invites general questions from members on the minutes of the Audit Committee.

**RECOMMENDATION(S)**

That with the exception of items ....., which are to be withdrawn and dealt with separately, Council adopts the recommendations in the Audit Committee report (Section 15.4).

**COUNCIL RESOLUTION(S)**

MOVED CR

SECONDED CR





**15.5 CHIEF EXECUTIVE OFFICERS ADVISORY COMMITTEE MEETING HELD 26 NOVEMBER 2019**  
**REFERENCE: D2019/16416 (CEOAC) – D2019/17639**

The minutes of the Chief Executive Officers Advisory Committee meeting held on **26 November 2019** accompany and form part of this agenda – (refer to mauve section of 'Minutes of Committees' for Council accompanying this Agenda).

**QUESTIONS**

The Chairman invites general questions from members on the minutes of the Chief Executive Officers Advisory Committee.

**RECOMMENDATION(S)**

That with the exception of items ....., which are to be withdrawn and dealt with separately, Council adopts the recommendations in the Chief Executive Officers Advisory Committee report (Section 15.5).

**COUNCIL RESOLUTION(S)**

MOVED CR

SECONDED CR



**16      REPORTS OF DELEGATES**

**17      MEMBERS' MOTIONS OF WHICH PREVIOUS NOTICE HAS BEEN GIVEN**

**18      NEW BUSINESS OF AN URGENT NATURE APPROVED BY THE CHAIRMAN OR PRESIDING MEMBER OR BY DECISION OF MEETING**

**19      CONFIDENTIAL MATTERS FOR WHICH THE MEETING MAY BE CLOSED TO THE PUBLIC**

**RECOMMENDATION (Closing meeting to the public)**

That with the exception of ....., the meeting be closed to members of the public in accordance with Section 5.23 (2) of the *Local Government Act 1995* for the purpose of dealing with matters of a confidential nature.

**COUNCIL RESOLUTION**

MOVED CR

SECONDED CR

**19.1    ITEM 15.2 OF THE WASTE ADVISORY COMMITTEE MINUTES - LEASE OF THE BAYWASTE SITE**

**REFERENCE: D2019/17636**

This item is recommended to be confidential because it contains matters of a commercial-in-confidence nature.

See Confidential Item circulated with the Agenda under Separate Cover.



**19.2 ITEM 14.1 OF THE CHIEF EXECUTIVE OFFICER PERFORMANCE REVIEW COMMITTEE MINUTES – 1 OCTOBER 2019 - CHIEF EXECUTIVE OFFICER PROBATION REVIEW**

**REFERENCE: D2019/17360**

This item is recommended to be confidential because it contains matters affecting an employee and is to be treated as confidential in accordance with EMRC Policy 4.1 – Chief Executive Officer Appointment, Performance Assessment and Review Policy.

See Confidential Item circulated with the Agenda under Separate Cover.

**19.3 ITEM 14.1 OF THE CHIEF EXECUTIVE OFFICER PERFORMANCE REVIEW COMMITTEE MINUTES – 17 OCTOBER 2019 - CHIEF EXECUTIVE OFFICER PROBATION REVIEW**

**REFERENCE: D2019/17366**

This item is recommended to be confidential because it contains matters affecting an employee and is to be treated as confidential in accordance with EMRC Policy 4.1 – Chief Executive Officer Appointment, Performance Assessment and Review Policy.

See Confidential Item circulated with the Agenda under Separate Cover.

**19.4 CHIEF EXECUTIVE OFFICER EMPLOYMENT CONTRACT**

**REFERENCE: D2019/13846**

This item is recommended to be confidential because it contains matters affecting an employee and is to be treated as confidential in accordance with EMRC Policy 4.1 – Chief Executive Officer Appointment, Performance Assessment and Review Policy.

See Confidential Item circulated with the Agenda under Separate Cover.

**RECOMMENDATION [Meeting re-opened to the public]**

That the meeting be re-opened, the members of the public be invited to return to the meeting and the recommendations passed behind closed doors be recorded.

**COUNCIL RESOLUTION**

MOVED CR

SECONDED CR



Recording of the resolutions passed behind closed doors, namely:

**19.1 ITEM 15.2 OF THE WASTE ADVISORY COMMITTEE MINUTES - LEASE OF THE BAYWASTE SITE**

**REFERENCE: D2019/17636**

**COUNCIL RESOLUTION(S)**

MOVED CR

SECONDED CR

**19.2 ITEM 14.1 OF THE CHIEF EXECUTIVE OFFICER PERFORMANCE REVIEW COMMITTEE MINUTES – 1 OCTOBER 2019 - CHIEF EXECUTIVE OFFICER PROBATION REVIEW**

**REFERENCE: D2019/17360**

**COUNCIL RESOLUTION(S)**

MOVED CR

SECONDED CR

**19.3 ITEM 14.1 OF THE CHIEF EXECUTIVE OFFICER PERFORMANCE REVIEW COMMITTEE MINUTES – 17 OCTOBER 2019 – CHIEF EXECUTIVE OFFICER PROBATION REVIEW**

**REFERENCE: D2019/17366**

**COUNCIL RESOLUTION(S)**

MOVED CR

SECONDED CR

**19.4 CHIEF EXECUTIVE OFFICER EMPLOYMENT CONTRACT**

**REFERENCE: D2019/13846**

**COUNCIL RESOLUTION(S)**

MOVED CR

SECONDED CR



## 20 FUTURE MEETINGS OF COUNCIL

Subject to potential changes as result of the Council resolution on Report Item 14.7 of this meeting, the next meeting of Council as detailed will be held on **Thursday 20 February 2020** at the EMRC Administration Office, 1<sup>st</sup> Floor, 226 Great Eastern Highway, Belmont WA 6104 commencing at 6:00pm.

### Future Meetings 2020

January (recess)

Thursday	20 February	at	EMRC Administration Office
Thursday	19 March	at	EMRC Administration Office
Thursday	23 April (if required)	at	EMRC Administration Office
Thursday	21 May (if required)	at	EMRC Administration Office
Thursday	18 June	at	EMRC Administration Office
Thursday	23 July (if required)	at	EMRC Administration Office
Thursday	20 August (if required)	at	EMRC Administration Office
Thursday	17 September	at	EMRC Administration Office
Thursday	22 October (if required)	at	EMRC Administration Office
Thursday	3 December	at	EMRC Administration Office

January 2021 (recess)

## 21 DECLARATION OF CLOSURE OF MEETING