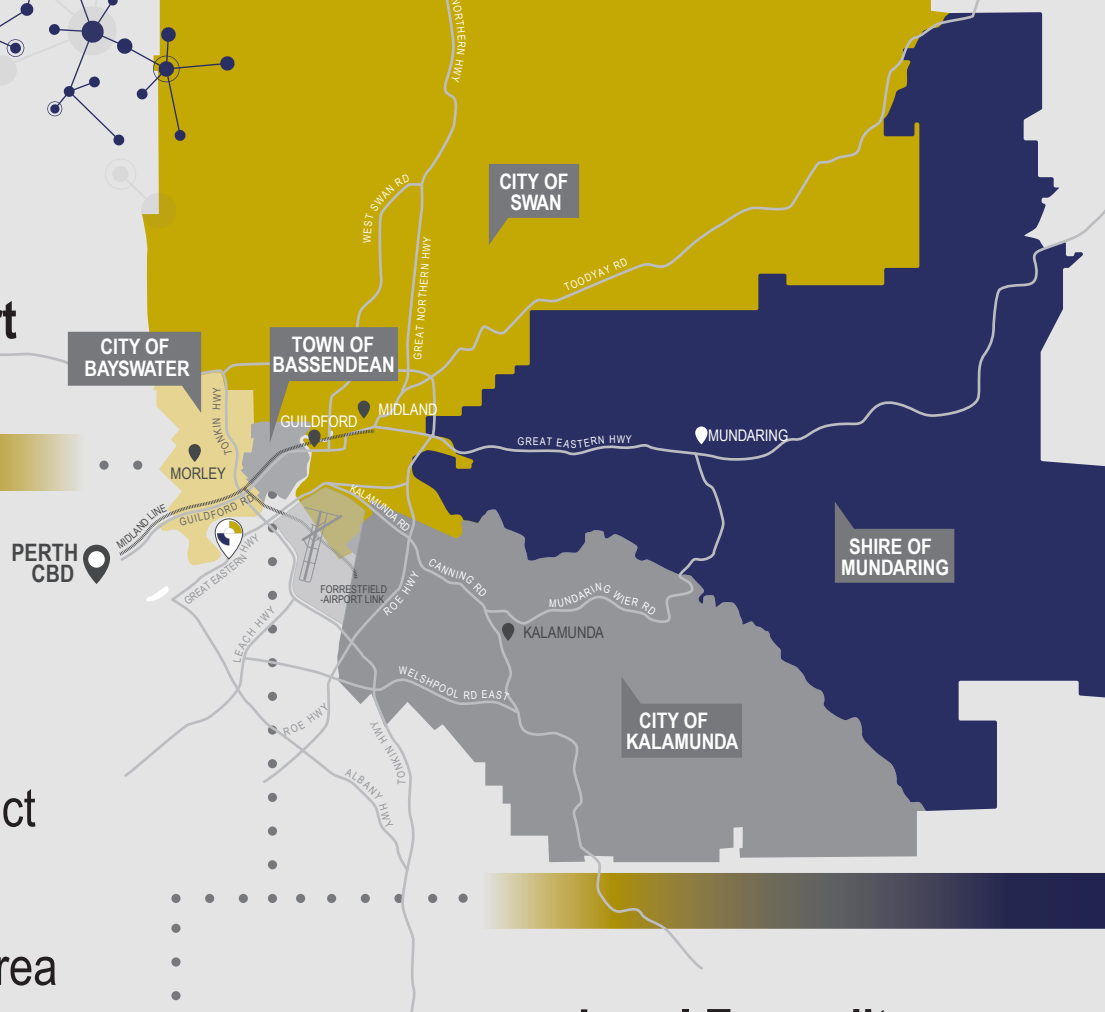


EMRC

Economic Report Card 2021



335,841

Population 2020

\$28,252.15 million

Gross Regional Product

32%

of Perth Metropolitan Area

25,190

Businesses Actively Trading

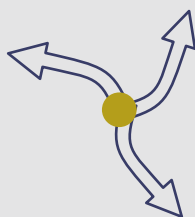
Regional Exports

▼ Down -4.85%

Top driving industries are Manufacturing, Mining and Transport, Postal and Warehousing.

\$20,808,155 million

of Regional Exports



Local Expenditure

Supply chains have remained strong in Construction, Manufacturing and Transport, Postal and Warehousing.

\$16,739.880 million

of Local Expenditure

Output/Revenue

Output in the EMRC Region is driven by Manufacturing and Construction.

▼ -5.58%

\$59,102.25 million

Total Output for PER

Residential Building Approvals

In 2020/21 there were 4129 building approvals.

▲ **102%**

2087 more than 2019/20.

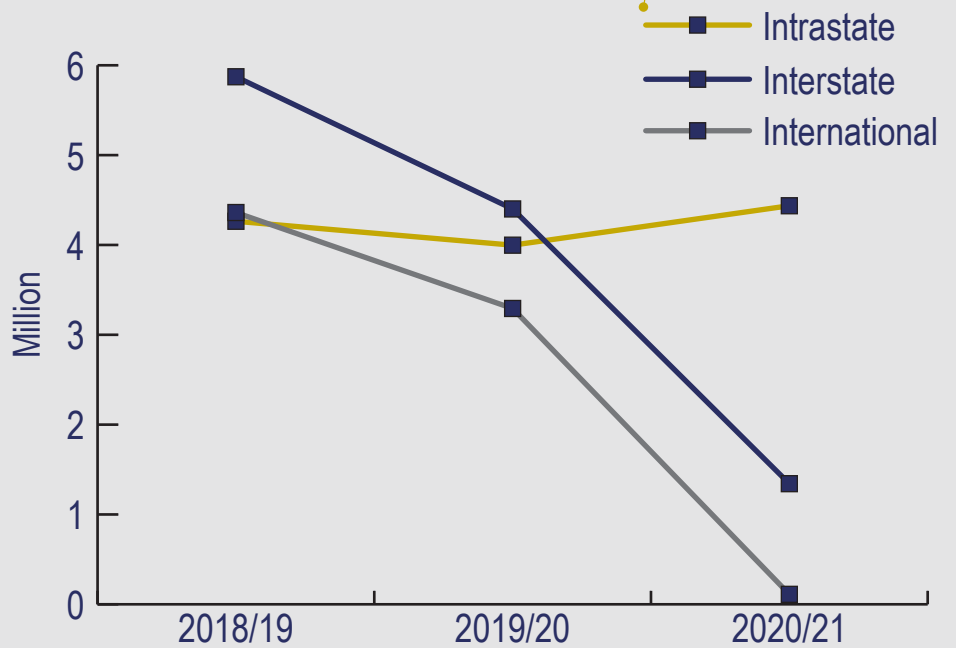


Perth Airport Passengers

Intrastate Travel

▲ up 10.98%


There has been a decline in international and interstate passenger numbers between 2019/20 and 2020/21.



Job Seeker

In June 2021 the EMRC Region had 13,110 recipients of job seeker.

11.06%
of the total WA recipients



Job Sufficiency

There are **62,465** residents who work and live in the Region.

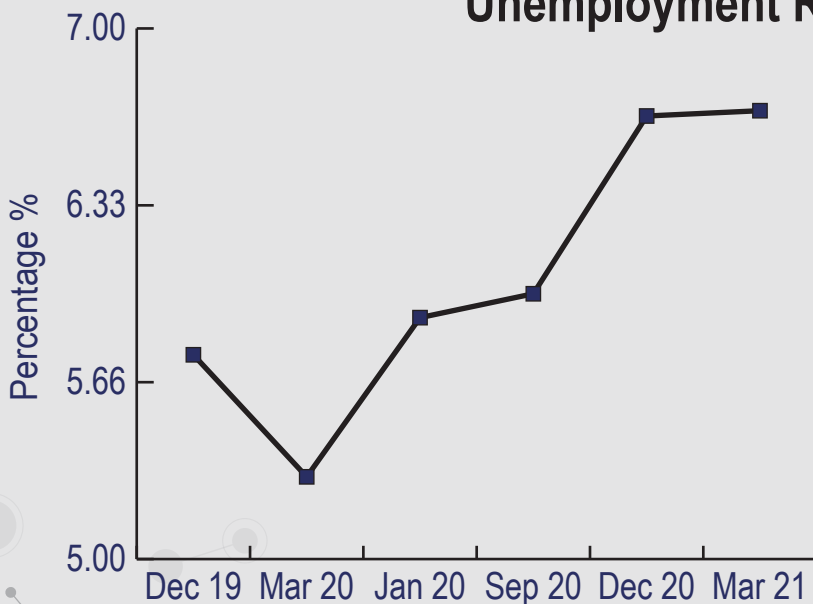
18.59%
Job Sufficiency

Jobs in the Region

51.2% of jobs are made up of residents who work and live in the Region.

122,009
Total Jobs in the Region

Unemployment Rate



The Unemployment rate in EMRC has increased between March 2020 and March 2021, much of which is due to the influence of COVID-19.

6.69%

▲ up 1.38%
from previous year.