



Ordinary Meeting of Council

AGENDA

to be held on
Thursday, 27 May 2021
at **6:00pm**, at the
EMRC Administration Office
1st Floor, 226 Great Eastern Highway
ASCOT WA 6104

Meeting Room: Council Chambers

The meeting will be audio recorded and available through the EMRC's website at www.emrc.org.au.

Public question time will continue as usual and questions may be submitted electronically prior to the meeting, no later than 4.00pm on the 27 May 2021 to CouncilEnquiry@emrc.org.au

**EASTERN METROPOLITAN REGIONAL COUNCIL
ORDINARY MEETING OF COUNCIL**

NOTICE OF MEETING

Dear Councillors

I wish to advise that an Ordinary Meeting of Council will be held at the EMRC Administration Office, 1st Floor, 226 Great Eastern Highway, ASCOT WA 6104 on **Thursday, 27 May 2021**, commencing at **6:00pm**.



MARCUS GEISLER
Chief Executive Officer

21 May 2021

Please Note

If any Councillor/officer has a **query regarding a report item** or requires additional information in relation to a report item, please **contact the responsible Officer** (SOURCE OF REPORT) prior to the meeting.

EMRC Council Members

Cr Jai Wilson (Chairman)	EMRC Member	Town of Bassendean
Cr Doug Jeans (Deputy Chairman)	EMRC Member	Shire of Mundaring
Cr Kathryn Hamilton	EMRC Member	Town of Bassendean
Cr Lorna Clarke	EMRC Member	City of Bayswater
Cr Giorgia Johnson	EMRC Member	City of Bayswater
Cr Janet Powell	EMRC Member	City of Belmont
Cr Phil Marks	EMRC Member	City of Belmont
Cr Lesley Boyd	EMRC Member	City of Kalamunda
Cr Dylan O'Connor	EMRC Member	City of Kalamunda
Cr John Daw	EMRC Member	Shire of Mundaring
Cr Mel Congerton	EMRC Member	City of Swan
Cr Charlie Zannino	EMRC Member	City of Swan

EMRC Council Deputies

Cr Hilary MacWilliam	EMRC Deputy Member	Town of Bassendean
Cr Filomena Piffaretti	EMRC Deputy Member	City of Bayswater
Cr Robert Rossi	EMRC Deputy Member	City of Belmont
Cr Cameron Blair	EMRC Deputy Member	City of Kalamunda
Cr Amy Collins	EMRC Deputy Member	Shire of Mundaring
Cr Ian Johnson	EMRC Deputy Member	City of Swan

ORDINARY MEETING OF COUNCIL

AGENDA

27 May 2021

(REF: D2021/06687)

TABLE OF CONTENTS

1	DECLARATION OF OPENING AND ANNOUNCEMENT OF VISITORS	5
2	ATTENDANCE, APOLOGIES AND LEAVE OF ABSENCE (PREVIOUSLY APPROVED)	5
3	DISCLOSURE OF INTERESTS	5
4	ANNOUNCEMENTS BY THE CHAIRMAN OR PRESIDING MEMBER WITHOUT DISCUSSION	5
5	RESPONSE TO PREVIOUS PUBLIC QUESTIONS TAKEN ON NOTICE	5
6	PUBLIC QUESTION TIME	5
7	APPLICATIONS FOR LEAVE OF ABSENCE	5
8	PETITIONS, DEPUTATIONS AND PRESENTATIONS	6
9	CONFIRMATION OF MINUTES OF PREVIOUS MEETINGS	6
	9.1 MINUTES OF ORDINARY MEETING OF COUNCIL HELD ON 25 MARCH 2021 (Ref: D2021/00930)	6
10	QUESTIONS BY MEMBERS OF WHICH DUE NOTICE HAS BEEN GIVEN	6
11	QUESTIONS BY MEMBERS WITHOUT NOTICE	6
12	ANNOUNCEMENT OF CONFIDENTIAL MATTERS FOR WHICH MEETINGS MAY BE CLOSED TO THE PUBLIC	6
	12.1 DEED OF AMENDMENT, ENERGY DEVELOPMENTS PTY LTD 2021	
	12.2 STRATEGIC REVIEW OF EMRC 2021	
	12.3 ITEM 14.1 OF THE LEGAL COMMITTEE MINUTES – 15 APRIL 2021 – SEEKING INSTRUCTIONS REGARDING LEGAL MATTER [CONFIDENTIAL MATTER IN ACCORDANCE WITH LOCAL GOVERNMENT ACT 1995 s.5.23(2)(d)]	
	12.4 ITEM 14.1 OF THE LEGAL COMMITTEE MINUTES – 6 MAY 2021 – SEEKING INSTRUCTIONS REGARDING LEGAL MATTER [CONFIDENTIAL MATTER IN ACCORDANCE WITH LOCAL GOVERNMENT ACT 1995 s.5.23(2)(d)]	
13	BUSINESS NOT DEALT WITH FROM A PREVIOUS MEETING	6
14	REPORTS OF EMPLOYEES	7
	14.1 LIST OF ACCOUNTS PAID DURING THE MONTHS OF MARCH AND APRIL 2021 (Ref: D2021/07455)	8
	14.2 FINANCIAL REPORT FOR PERIOD ENDED MARCH 2021 (Ref: D2021/07459)	27
	14.3 FINANCIAL REPORT FOR PERIOD ENDED APRIL 2021 (Ref: D2021/07473)	49
	14.4 REQUEST FOR TENDER RFT 2021 – 001 CLEANING SERVICES TO EMRC SITES (Ref: D2021/08054)	71
	14.5 ITEMS CONTAINED IN THE INFORMATION BULLETIN (Ref: D2021/07465)	76
15	REPORTS OF COMMITTEES	77
	15.1 MINUTES OF LEGAL COMMITTEE HELD ON 15 APRIL 2021 (Ref: D2021/05522)	
	15.2 MINUTES OF LEGAL COMMITTEE HELD ON 6 MAY 2021 (Ref: D2021/07207)	

TABLE OF CONTENTS *continued*

16	REPORTS OF DELEGATES	78
	16.1 MUNICIPAL WASTE ADVISORY COUNCIL MEETING HELD 28 APRIL 2021	
17	MEMBERS' MOTIONS OF WHICH PREVIOUS NOTICE HAS BEEN GIVEN	112
18	NEW BUSINESS OF AN URGENT NATURE APPROVED BY THE CHAIRMAN OR PRESIDING MEMBER OR BY DECISION OF MEETING	112
19	CONFIDENTIAL MATTERS FOR WHICH THE MEETING MAY BE CLOSED TO THE PUBLIC	112
	19.1 DEED OF AMENDMENT, ENERGY DEVELOPMENTS PTY LTD 2021 (Ref: D2021/08046)	
	19.2 STRATEGIC REVIEW OF EMRC 2021 (Ref: D2021/08048)	
	19.3 ITEM 14.1 OF THE LEGAL COMMITTEE MINUTES – 15 APRIL 2021 – SEEKING INSTRUCTIONS REGARDING LEGAL MATTER [CONFIDENTIAL MATTER IN ACCORDANCE WITH LOCAL GOVERNMENT ACT 1995 s.5.23(2)(d)] (Ref: D2021/08709)	
	19.4 ITEM 14.1 OF THE LEGAL COMMITTEE MINUTES – 6 MAY 2021 – SEEKING INSTRUCTIONS REGARDING LEGAL MATTER [CONFIDENTIAL MATTER IN ACCORDANCE WITH LOCAL GOVERNMENT ACT 1995 s.5.23(2)(d)] (Ref: D2021/08701)	
20	FUTURE MEETINGS OF COUNCIL	113
21	DECLARATION OF CLOSURE OF MEETING	113



1 DECLARATION OF OPENING AND ANNOUNCEMENT OF VISITORS

1.1 ACKNOWLEDGEMENT TO COUNTRY

*Kaya Maaman, Kaya Yorga, Kaya Bridia
Ngalak kaartitj windji ngalak nynininy
Nagalak kaartitj nidja boodja baal Whadjuk Noongar Boodja ngalak nyininy
Koorah, Nitja yeyi, Boordahwan*

Translation

Greetings everyone
We all understand where we are meeting.
We know that we meet on the lands of the Whadjuk Noongar people
Always was, always will be.

2 ATTENDANCE, APOLOGIES AND LEAVE OF ABSENCE (PREVIOUSLY APPROVED)

3 DISCLOSURE OF INTERESTS

4 ANNOUNCEMENTS BY THE CHAIRMAN OR PRESIDING MEMBER WITHOUT DISCUSSION

5 RESPONSE TO PREVIOUS PUBLIC QUESTIONS TAKEN ON NOTICE

Nil

6 PUBLIC QUESTION TIME

7 APPLICATIONS FOR LEAVE OF ABSENCE



8 PETITIONS, DEPUTATIONS AND PRESENTATIONS

9 CONFIRMATION OF MINUTES OF PREVIOUS MEETINGS

9.1 MINUTES OF ORDINARY MEETING OF COUNCIL HELD ON 25 MARCH 2021

That the minutes of the Ordinary Meeting of Council held on 25 March 2021 which have been distributed, be confirmed.

COUNCIL RESOLUTION

MOVED CR

SECONDED CR

10 QUESTIONS BY MEMBERS OF WHICH DUE NOTICE HAS BEEN GIVEN

11 QUESTIONS BY MEMBERS WITHOUT NOTICE

12 ANNOUNCEMENT OF CONFIDENTIAL MATTERS FOR WHICH MEETINGS MAY BE CLOSED TO THE PUBLIC

NOTE: Section 5.23(2) of the *Local Government Act 1995*, details a number of matters upon which Council may discuss and make decisions without members of the public being present. These matters include: matters affecting employees; personal affairs of any person; contractual matters; legal advice; commercial-in-confidence matters; security matters; among others.

The following report items are covered in Section 19 of this agenda:

- 12.1 DEED OF AMENDMENT, ENERGY DEVELOPMENTS PTY LTD 2021
- 12.2 STRATEGIC REVIEW OF EMRC 2021
- 12.3 ITEM 14.1 OF THE LEGAL COMMITTEE MINUTES – 15 APRIL 2021 – SEEKING INSTRUCTIONS REGARDING LEGAL MATTER [CONFIDENTIAL MATTER IN ACCORDANCE WITH LOCAL GOVERNMENT ACT 1995 s.5.23(2)(d)]
- 12.4 ITEM 14.1 OF THE LEGAL COMMITTEE MINUTES – 6 MAY 2021 – SEEKING INSTRUCTIONS REGARDING LEGAL MATTER [CONFIDENTIAL MATTER IN ACCORDANCE WITH LOCAL GOVERNMENT ACT 1995 s.5.23(2)(d)]

13 BUSINESS NOT DEALT WITH FROM A PREVIOUS MEETING

Nil



14 REPORTS OF EMPLOYEES

- 14.1 LIST OF ACCOUNTS PAID DURING THE MONTHS OF MARCH AND APRIL 2021*
- 14.2 FINANCIAL REPORT FOR PERIOD ENDED MARCH 2021*
- 14.3 FINANCIAL REPORT FOR PERIOD ENDED APRIL 2021*
- 14.4 REQUEST FOR TENDER RFT 2021 – 001 CLEANING SERVICES TO EMRC SITES*
- 14.5 ITEMS CONTAINED IN THE INFORMATION BULLETIN*

QUESTIONS

The Chairman invites questions from members on the reports of employees.

RECOMMENDATION(S)

That with the exception of items, which are to be withdrawn and dealt with separately, Council adopts the recommendations in the Reports of Employees (Section 14).

COUNCIL RESOLUTION(S)

MOVED CR

SECONDED CR



14 REPORTS OF EMPLOYEES

14.1 LIST OF ACCOUNTS PAID DURING THE MONTH OF MARCH AND APRIL 2021

REFERENCE: D2021/07455

PURPOSE OF REPORT

The purpose of this report is to present to Council a list of accounts paid under the Chief Executive Officer's delegated authority during the months of March and April 2021 for noting.

KEY POINTS AND RECOMMENDATION(S)

- As per the requirements of regulation 13(1) of the *Local Government (Financial Management) Regulations 1996*, the list of accounts paid during the months of March and April 2021 is provided for noting.

Recommendation(s)

That Council notes the CEO's list of accounts for March and April 2021 paid under delegated power in accordance with regulation 13(1) of the *Local Government (Financial Management) Regulations 1996*, forming the attachment to this report totalling \$18,173,883.65.

SOURCE OF REPORT

Chief Financial Officer

BACKGROUND

Council has delegated to the Chief Executive Officer (CEO) the exercise of its power to make payments from the Municipal Fund and Trust Fund. In accordance with regulation 13(1) of the *Local Government (Financial Management) Regulations 1996*, a list of accounts paid by the CEO is to be provided to Council, where such delegation is made.



Item 14.1 continued

REPORT

The table below summarises the payments drawn on the funds during the months of March and April 2021. A list detailing the payments made is appended as an attachment to this report.

Municipal Fund	EFT Payments	EFT46356 – EFT46813	
	Cheque Payments	220574 – 220584	
	Payroll EFT	PAY 2021- 18, PAY 2021-19, PAY 2021-19.1, PAY 2021-20, PAY 2021-21 & PAY 2021-22	
	Direct Debits		
	- Superannuation	DD21734.1 – DD21734.25, DD21735.1 – DD21735.27, DD21737.1 DD21922.1 – DD21922.28, DD21923.1 – DD21923.28 & DD21924.1 – DD21924.29.	
	- Bank Charges	1*MAR21 & APR21	
	- Other	1878 – 1907	\$18,177,553.84
	Less Cancelled DD, EFT's & Cheques:	DD21736.1 & EFT46474	(\$3,670.19)
Trust Fund	Not Applicable		Nil
Total			\$18,173,883.65

Summary of Expenditure for the Months of March & April 2021	
Payroll	\$1,480,137.37
Term Deposit Investments	\$9,500,000.00
Capital Expenditure	\$1,350,608.39
Operating Expenditure	
- Landfill Levy *	\$3,062,946.43
- Other	\$2,780,191.46
Total	\$18,173,883.65

* Note: The Landfill Levy is paid quarterly in July, October, January and April.



Item 14.1 continued

STRATEGIC/POLICY IMPLICATIONS

Key Result Area 3 – Good Governance

3.3 To provide responsible and accountable governance and management of the EMRC

3.4 To continue to improve financial and asset management practices

FINANCIAL IMPLICATIONS

As detailed within the report.

SUSTAINABILITY IMPLICATIONS

Nil

RISK MANAGEMENT

RISK: Adverse credit rating if creditor accounts are not paid when due		
Consequence	Likelihood	Rating
Possible	Insignificant	Low
Action / Strategy		
Ensure timely payment of creditor accounts when they fall due.		

MEMBER COUNCIL IMPLICATIONS

Member Council	Implication Details
Town of Bassendean	} Nil direct implications.
City of Bayswater	
City of Belmont	
City of Kalamunda	
Shire of Mundaring	
City of Swan	

ATTACHMENT(S)

CEO's Delegated Payments List for the months March & April 2021 (Ref: D2021/08209)



Item 14.1 continued

VOTING REQUIREMENT

Simple Majority

RECOMMENDATION(S)

That Council notes the CEO's list of accounts for March and April 2021 paid under delegated power in accordance with regulation 13(1) of the *Local Government (Financial Management) Regulations 1996*, forming the attachment to this report totalling \$18,173,883.65.

COUNCIL RESOLUTION(S)

MOVED CR

SECONDED CR



Eastern Metropolitan Regional Council
CEO's DELEGATED PAYMENTS LIST
FOR THE MONTHS OF MARCH & APRIL 2021

Cheque / EFT No	Date	Payee		Amount
EFT46356	02/03/2021	ACCESS INDUSTRIAL TYRES PTY LTD	TYRE REPLACEMENTS & REPAIRS	2,345.75
EFT46357	02/03/2021	ACOR CONSULTANTS (WA) PTY LTD	CONSULTANCY FEE - HRRP WASTE TRANSFER STATION	32,096.63
EFT46358	02/03/2021	ADT SECURITY	SECURITY MONITORING	1,140.07
EFT46359	02/03/2021	ADVANCED NATIONAL SERVICES PTY LTD	CLEANING SERVICES & CONSUMABLES -ASCOT PLACE	6,263.28
EFT46360	02/03/2021	AIR FILTER DRY CLEAN SYSTEMS WA	CLEAN FILTERS	1,243.22
EFT46361	02/03/2021	ALLPEST - ROL-WA PTY LTD T/AS	QUARTERLY PEST CONTROL	528.00
EFT46362	02/03/2021	ALLUSED PTY LTD	EQUIPMENT HIRE	1,485.00
EFT46363	02/03/2021	ALLWEST PLANT HIRE	PLANT HIRE	1,052.70
EFT46364	02/03/2021	ANTHONY WALSH ATF 88 FAMILY TRUST T/A ADVANCED LIQUID WASTE	CLEAR OUT 11 SUMPS AT RED HILL	1,876.88
EFT46365	02/03/2021	APOLLO FABRICATIONS	HOOK-LIFT BIN PURCHASES	40,062.00
EFT46366	02/03/2021	ASCOT SPLICING & SUPPLIES	EQUIPMENT HIRE	6,149.00
EFT46367	02/03/2021	AUSTRALIAN COMMUNICATIONS & MEDIA AUTHORITY ACMA	ANNUAL LICENCE RENEWAL	71.00
EFT46368	02/03/2021	AUSTRALIAN INSTITUTE OF MANAGEMENT - AIM	STAFF TRAINING	1,420.00
EFT46369	02/03/2021	AUTOSWEEP WA (LAMBERT FAMILY TRUST)	SITE SWEEPING - HAZELMERE	2,464.00
EFT46370	02/03/2021	BARFIELD EARTHMOVING (JAYCOURT NOMINEES P/L)	PLANT TRANSPORTATION COST & PLANT HIRE	22,896.75
EFT46371	02/03/2021	BIOGAS SYSTEMS AUSTRALIA PTY LTD	QUARTERLY SERVICES - LEACHATE DRAINAGE SYSTEMS & BORES	5,104.77
EFT46372	02/03/2021	BLACKWOODS ATKINS	PROTECTIVE CLOTHING	191.13
EFT46373	02/03/2021	BLACKWOODS CANNINGVALE	HARDWARE SUPPLIES	160.78
EFT46374	02/03/2021	BLUE DIAMOND MACHINERY PTY LTD	GENERATOR PURCHASES	45,883.00
EFT46375	02/03/2021	BREATHALYSER SALES AND SERVICE	EQUIPMENT CALIBRATION, SERVICE & MAINTENANCE	460.90
EFT46376	02/03/2021	BRING COURIERS	COURIER SERVICE	202.42
EFT46377	02/03/2021	BUNNINGS GROUP LTD	HARDWARE SUPPLIES	191.68
EFT46378	02/03/2021	BURSON AUTOMOTIVE PTY LTD	PLANT PARTS	295.78
EFT46379	02/03/2021	CABLENET ELECTRICAL SERVICES	ELECTRICAL REPAIR - ASCOT PLACE	891.00
EFT46380	02/03/2021	CHEMCENTRE	WOODCHIP & FINES SAMPLE MONITORING	1,745.70
EFT46381	02/03/2021	CJD EQUIPMENT PTY LTD	PLANT MAINTENANCE, PARTS & SERVICE	9,927.01
EFT46382	02/03/2021	CLEANAWAY PTY LTD	COLLECTION OF PLASTIC BINS FROM RED HILL	226.49
EFT46383	02/03/2021	CME BOILERMAKING PTY LTD	REPAIR PARTS ON GRINDER	1,823.80
EFT46384	02/03/2021	COATES HIRE OPERATIONS PTY LTD	EQUIPMENT HIRE	193.18
EFT46385	02/03/2021	COMPU-STOR	IT BACKUP DATA SERVICES	676.49
EFT46386	02/03/2021	CPR ELECTRICAL SERVICES	ELECTRICAL MAINTENANCE - GRINDER	4,559.50
EFT46387	02/03/2021	CSE CROSSCOM PTY LTD	TWO-WAY RADIO PURCHASES FOR RED HILL	1,702.80
EFT46388	02/03/2021	CUTTING EDGES REPLACEMENT PARTS PTY LTD	PLANT PARTS	3,340.69
EFT46389	02/03/2021	DEPARTMENT OF AGRICULTURE, WATER AND THE ENVIRONMENT	BIOSECURITY AUDIT FEE	560.00
EFT46390	02/03/2021	DFP RECRUITMENT SERVICES P/L	LABOUR HIRE	6,187.91
EFT46391	02/03/2021	DORMAKABA AUSTRALIA PTY LTD	DOOR REPAIR	420.37
EFT46392	02/03/2021	ECHO NEWSPAPERS	ANNUAL SUBSCRIPTION	137.50
EFT46393	02/03/2021	EFFICIENT REFRIGERATION & ENERGY SAVINGS PTY LTD	QUARTERLY AIRCONDITIONING MAINTENANCE & REPAIR AT RED HILL	770.00
EFT46394	02/03/2021	EUROFINS ARL PTY LTD T/AS EUROFINS	SAMPLE TESTING - DUST & WOODCHIPS FOR HRRP	151.80
EFT46395	02/03/2021	FLEET DYNAMICS PTY LTD	PLANT PARTS	840.00
EFT46396	02/03/2021	FLEXI STAFF PTY LTD	LABOUR HIRE	4,243.80
EFT46397	02/03/2021	FRESH VENTURE GROUP PTY LTD T/AS FRUIT AT WORK	STAFF AMENITIES	532.00
EFT46398	02/03/2021	FUELFIX PTY LTD	PURCHASE OF SELF BUNDED TANK WITH PUMP	660.00
EFT46399	02/03/2021	GEMM COMMERCIAL	OFFICE EXTENSION - ASCOT PLACE	2,782.00
EFT46400	02/03/2021	GHD PTY LTD	CONSULTANCY FEE - STRATEGIC REVIEW & PERMANENT FOGO FACILITY	46,937.76

Eastern Metropolitan Regional Council
CEO's DELEGATED PAYMENTS LIST
FOR THE MONTHS OF MARCH & APRIL 2021

Cheque / EFT No	Date	Payee		Amount
EFT46401	02/03/2021	GREENS ELECTRICAL SERVICE	PUMP REPAIR & REPLACEMENT	3,213.99
EFT46402	02/03/2021	HEAVY AUTOMATICS PTY LTD	REPLACE PLANT PARTS	14,012.68
EFT46403	02/03/2021	HERBERT SMITH FREEHILLS LAWYERS	LEGAL ADVICE	2,530.00
EFT46404	02/03/2021	HITACHI CONSTRUCTION MACHINERY (AUSTRALIA) PTY LTD	PLANT SERVICE & MAINTENANCE	1,465.67
EFT46405	02/03/2021	IAN BANCROFT	BUILDING REPAIR & MAINTENANCE AT RED HILL ADMINISTRATON	1,100.00
EFT46406	02/03/2021	ILLION AUSTRALIA PTY LTD (DUN & BRADSTREET)	OFFICE & WORKSHOP ONLINE CREDIT REFERENCE CHECKS	29.70
EFT46407	02/03/2021	INSTANT CLEAN	WINDOW CLEANING - ASCOT PLACE	2,057.00
EFT46408	02/03/2021	JCB CONSTRUCTION EQUIPMENT AUSTRALIA (CFC HOLDINGS-CEA; JCB CEA; DYNAPAC CEA)	PLANT SERVICE & MAINTENANCE	491.26
EFT46409	02/03/2021	KOTT GUNNING LAWYERS	LEGAL ADVICE	3,686.32
EFT46410	02/03/2021	LABOURFORCE IMPEX PERSONNEL P/L	LABOUR HIRE	4,817.23
EFT46411	02/03/2021	LANDFILL GAS & POWER PTY LTD	ELECTRICITY CHARGES	22,215.33
EFT46412	02/03/2021	LYONS AIRCONDITIONING SERVICES	PLANT PARTS	1,027.91
EFT46413	02/03/2021	MAIL PLUS PERTH	MAIL EXPENSES	369.60
EFT46414	02/03/2021	MAJOR SECURITY SERVICES PTY LTD	SECURITY MONITORING	3,663.96
EFT46415	02/03/2021	MARKET CREATIONS PTY LTD	IT CONSULTING	3,625.05
EFT46416	02/03/2021	MARSMEN PLUMBING	BUILDING MAINTENANCE - ASCOT PLACE	105.60
EFT46417	02/03/2021	MCINTOSH & SON	PLANT PARTS	63.72
EFT46418	02/03/2021	METRO MOTORS (2010) PTY LTD	VEHICLE SERVICE	422.70
EFT46419	02/03/2021	MICROANALYSIS AUSTRALIA PTY LTD	LABORATORY ANALYSIS - WWtE	3,762.00
EFT46420	02/03/2021	MIDLAND CAMERA HOUSE	EQUIPMENT PURCHASE	239.40
EFT46421	02/03/2021	MISS MAUD	CATERING COSTS	157.80
EFT46422	02/03/2021	MS GROUNDWATER MANAGEMENT	GROUNDWATER MONITORING COSTS - RED HILL	1,760.00
EFT46423	02/03/2021	NEVERFAIL SPRINGWATER	BOTTLED WATER	886.11
EFT46424	02/03/2021	NGALA-BOODJA ABORIGINAL LAND CARE	WEED MANAGEMENT	1,784.75
EFT46425	02/03/2021	OFFICE LINE GROUP	PURCHASE OF OFFICE EQUIPMENTS	3,314.30
EFT46426	02/03/2021	ONSITE RENTALS PTY LTD	EQUIPMENT RENTAL	433.53
EFT46427	02/03/2021	PERTH BIN HIRE	SKIP BIN HIRE	9,744.00
EFT46428	02/03/2021	PIRTEK MALAGA - JH FLUID TRANSFER SOLUTIONS T/AS	PLANT MAINTENANCE	562.86
EFT46429	02/03/2021	PIRTEK MIDLAND (M & B HYDRAULICS PTY LTD)	PLANT MAINTENANCE	2,465.13
EFT46430	02/03/2021	PR POWER PTY LTD	PLANT PARTS	265.54
EFT46431	02/03/2021	PRUDENTIAL INVESTMENT SERVICES CORP P/L	INVESTMENT ADVISORY SERVICES	2,012.88
EFT46432	02/03/2021	PUMPS UNITED PTY LTD - VORTEX GROUP	PUMP HIRE & PURCHASES - SILTATION PONDS AT RED HILL	4,422.00
EFT46433	02/03/2021	RELATIONSHIPS AUSTRALIA WA INC	EAP - COUNSELLING FEES	165.00
EFT46434	02/03/2021	REMONDIS AUSTRALIA PTY LTD	COLLECTION OF PAPER RECYCLABLES	27.50
EFT46435	02/03/2021	RICHGRO	MULCH ANALYSIS TO AUSTRALIAN STANDARDS & SOIL TESTING	709.50
EFT46436	02/03/2021	RUDD INDUSTRIAL AND FARM SUPPLIES	HARDWARE SUPPLIES	583.50
EFT46437	02/03/2021	SEME SOLUTIONS PTY LTD	EQUIPMENT MAINTENANCE - SECURITY CAMERA	618.75
EFT46438	02/03/2021	SETON AUSTRALIA - BRADY AUSTRALIA PTY LTD T/AS	HARDWARE SUPPLIES	334.35
EFT46439	02/03/2021	SMART WASTE SOLUTIONS AUSTRALIA PTY LTD	PLANT PURCHASE - REDUCTION COMPACTOR	50,576.90
EFT46440	02/03/2021	SOFT LANDING - GREAT LAKES COMMUNITY RESOURCES INCORPORATED T/A	COLLECTION & DISPOSAL OF MATTRESSES AT HAZELMERE	51,287.50
EFT46441	02/03/2021	SONIC HEALTHPLUS PTY LTD	PRE-EMPLOYMENT MEDICAL	368.50
EFT46442	02/03/2021	SPARTEL PTY LTD	INSTALLATION OF MAFS ON SITE AT RED HILL	58,586.00
EFT46443	02/03/2021	SPUDS GARDENING SERVICES	WATER PUMP MAINTENACE & REPAIR AT RED HILL	1,538.00
EFT46444	02/03/2021	ST JOHN AMBULANCE ASSOCIATION	STAFF TRAINING & RESTOCK FIRST AID KITS	585.26
EFT46445	02/03/2021	STANTONS INTERNATIONAL	PROBITY SERVICES - FOGO EOI /EFT PROCESS	1,720.40



Eastern Metropolitan Regional Council
CEO's DELEGATED PAYMENTS LIST
FOR THE MONTHS OF MARCH & APRIL 2021

Cheque / EFT No	Date	Payee		Amount
EFT46446	02/03/2021	SWAN FIRE SERVICES	SERVICE MAINTENANCE - FIRE PROTECTION SYSTEM	173.80
EFT46447	02/03/2021	TALIS CONSULTANTS	CONSULTING FEE - CONSTRUCTION OF STAGE 16 AT RED HILL	453.75
EFT46448	02/03/2021	TIM DAVIES LANDSCAPING PTY LTD (TDL)	GARDEN MAINTENANCE ASCOT PLACE	1,014.99
EFT46449	02/03/2021	TJ DEPIAZZI & SONS	PRODUCT TRANSPORTATION COSTS	5,103.45
EFT46450	02/03/2021	TOOLMART AUSTRALIA PTY LTD	EQUIPMENT PURCHASE	359.00
EFT46451	02/03/2021	TOTALLY WORKWEAR MIDLAND	PROTECTIVE CLOTHING	1,303.59
EFT46452	02/03/2021	TRANEN PTY LTD	REVEGETATION MONITORING, SURVEY & REPORT - RED HILL	7,893.60
EFT46453	02/03/2021	TRI AUSTRALASIA PTY LTD	PERFORMANCE TESTING ON EQUIPMENT - RED HILL	2,127.40
EFT46454	02/03/2021	TRIBOTECH PTY LTD	PLANT PARTS - GRINDER	1,066.47
EFT46455	02/03/2021	TUTT BRYANT EQUIPMENT (BT EQUIPMENT PTY LTD)	PLANT SERVICE, REPAIR & MAINTENANCE	6,668.38
EFT46456	02/03/2021	TYRECYCLE PTY LTD	TYRES COLLECTIONS	2,090.29
EFT46457	02/03/2021	TYREPOWER MUNDARING	TYRE REPLACEMENTS	638.00
EFT46458	02/03/2021	VOLICH WASTE CONTRACTORS PTY LTD	BULK BIN HIRE	44.00
EFT46459	02/03/2021	WA MACHINERY GLASS	PLANT REPAIR	198.00
EFT46460	02/03/2021	WALSH AUTO ELECTRICS PTY LTD	PLANT REPAIR	517.55
EFT46461	02/03/2021	WATERLOGIC AUSTRALIA PTY LTD	EQUIPMENT RENTAL	547.03
EFT46462	02/03/2021	WEST FORCE PLUMBING AND GAS	PLUMBING REPAIR - RED HILL	297.00
EFT46463	02/03/2021	WEST TIP WASTE CONTROL	BULK BIN HIRE	2,271.50
EFT46464	02/03/2021	WESTERN TREE RECYCLERS	PRODUCT TRANSPORTATION COST	286.00
EFT46465	02/03/2021	WESTRAC EQUIPMENT PTY LTD	PLANT SERVICE AGREEMENT & PLANT PARTS & REPAIRS	3,670.12
EFT46466	02/03/2021	WHOLESALE SAFETY STORAGE AUSTRALIA - APAC DIRECT PTY LTD T/AS	GAS CYLINDER CAGES	3,498.00
EFT46467	02/03/2021	WINC AUSTRALIA PTY LTD	STATIONERY & CONSUMABLES	1,933.61
EFT46468	02/03/2021	WREN OIL	WASTE OIL REMOVAL	2,018.50
EFT46469	02/03/2021	DEPARTMENT OF WATER AND ENVIRONMENTAL REGULATION (DWER)	CONTROL WASTE TRACKING FORM CHARGES	352.00
EFT46470	02/03/2021	INDUSTRIAL RECRUITMENT PARTNERS	LABOUR HIRE	6,641.98
EFT46471	02/03/2021	RACKMAN AUSTRALIA - BLUE SINGLET PTY LTD T/AS	HARDWARE SUPPLIES	3,277.45
EFT46472	02/03/2021	SYNERGY	ELECTRICITY CHARGES - HAZELMERE	7,819.98
EFT46473	02/03/2021	TRILLION TREES	PURCHASE OF SEEDLINGS	95.63
EFT46474	05/03/2021	ADVANTA SEEDS	REFUND OF PREPAYMENT EXCESS (EFT CANCELLED)	3,344.00
EFT46475	05/03/2021	ALLPEST - ROL-WA PTY LTD T/AS	PEST CONTROL ANNUAL RENEWAL	630.00
EFT46476	05/03/2021	BJ & R ENTERPRISES	REFUND OF OVERPAYMENT	2,076.31
EFT46477	05/03/2021	COATES HIRE OPERATIONS PTY LTD	EQUIPMENT HIRE	104.50
EFT46478	05/03/2021	DFP RECRUITMENT SERVICES P/L	LABOUR HIRE	730.95
EFT46479	05/03/2021	DRAKE AUSTRALIA PTY LTD	LABOUR HIRE	2,758.14
EFT46480	05/03/2021	HENDERSON HOSE & FITTING - GOLDSQUARE CORPORATION T/A	WWtE PAYMENT RE EMRC / ANERGY AGREEMENT	390.99
EFT46481	05/03/2021	IBEX AUSTRALIA	WWtE PAYMENT RE EMRC / ANERGY AGREEMENT	1,325.65
EFT46482	05/03/2021	INFRA RED SERVICES (CONSULQUAL PTY LTD)	BUILDING MAINTENANCE - ASCOT PLACE	487.96
EFT46483	05/03/2021	KERRY WILSON	STAFF REIMBURSEMENT	821.95
EFT46484	05/03/2021	KLINGER LIMITED	WWtE PAYMENT RE EMRC / ANERGY AGREEMENT	733.58
EFT46485	05/03/2021	ODOUR CONTROL SYSTEMS INTERNATIONAL LTD	ALTERNATIVE DAILY COVER MATERIAL	41,798.00
EFT46486	05/03/2021	SMC CORPORATION (AUSTRALIA) PTY LTD	WWtE PAYMENT RE EMRC / ANERGY AGREEMENT	176.05
EFT46487	05/03/2021	TELSTRA CORPORATION LTD	TELEPHONE CHARGES	236.75
EFT46488	05/03/2021	TUTT BRYANT EQUIPMENT (BT EQUIPMENT PTY LTD)	PLANT REPAIR	363.00
EFT46489	09/03/2021	ADECCO AUSTRALIA PTY LTD	LABOUR HIRE	1,938.35
EFT46490	09/03/2021	ADVANTA SEEDS	REFUND OF PREPAYMENT EXCESS	3,344.00



Eastern Metropolitan Regional Council
CEO's DELEGATED PAYMENTS LIST
FOR THE MONTHS OF MARCH & APRIL 2021

Cheque / EFT No	Date	Payee		Amount
EFT46491	09/03/2021	ALLWEST PLANT HIRE	PLANT HIRE	3,764.20
EFT46492	09/03/2021	CHILD SUPPORT	EMPLOYEE DEDUCTION	352.70
EFT46493	09/03/2021	COSPAK PTY LTD	PACKAGING MATERIALS	183.46
EFT46494	09/03/2021	DFP RECRUITMENT SERVICES P/L	LABOUR HIRE	3,745.96
EFT46495	09/03/2021	INDUSTRIAL RECRUITMENT PARTNERS	LABOUR HIRE	1,922.80
EFT46496	09/03/2021	LABOURFORCE IMPEX PERSONNEL P/L	LABOUR HIRE	4,105.54
EFT46497	09/03/2021	PAYG PAYMENTS	PAYG TAXATION PAYMENT	83,461.00
EFT46498	09/03/2021	TELSTRA CORPORATION LTD	TELEPHONE CHARGES	210.23
EFT46499	09/03/2021	WORKFORCE ADMINISTRATION (AUST) PTY LTD (PORTNER PRESS)	ANNUAL SUBSCRIPTION RENEWAL	990.00
EFT46500	12/03/2021	AUSCO MODULAR PTY LTD	PLANT HIRE - HAZELMERE	49.50
EFT46501	12/03/2021	CAVALIER PORTABLES & PARK HOMES	PLANT HIRE - WWtE	1,429.99
EFT46502	12/03/2021	CHARLIE ZANNINO	MOTOR VEHICLE TRAVEL EXPENSE CLAIMS	374.40
EFT46503	12/03/2021	CJD EQUIPMENT PTY LTD	PLANT PARTS	339.25
EFT46504	12/03/2021	DC COMPUTERS	COMPUTER HARDWARE PURCHASES	214.50
EFT46505	12/03/2021	DEPARTMENT OF WATER AND ENVIRONMENTAL REGULATION (DWER)	AMENDED LICENCE FEE	680.00
EFT46506	12/03/2021	DRAKE AUSTRALIA PTY LTD	LABOUR HIRE	6,790.02
EFT46507	12/03/2021	ELEMENT HYDROGRAPHIC SOLUTIONS	EQUIPMENT MAINTENANCE & SERVICE	757.90
EFT46508	12/03/2021	FLEXI STAFF PTY LTD	LABOUR HIRE	2,220.04
EFT46509	12/03/2021	IAN BANCROFT	BUILDING MAINTENANCE - RED HILL	594.00
EFT46510	12/03/2021	LABOURFORCE IMPEX PERSONNEL P/L	LABOUR HIRE	6,592.95
EFT46511	12/03/2021	MOTORCHARGE PTY LTD	FLEET FUEL PURCHASES	2,310.93
EFT46512	12/03/2021	NESSCO GROUP	SIX MONTHLY SERVICE - AIR COMPRESSOR	3,399.00
EFT46513	12/03/2021	REMIDA PERTH INC	SCHOOL BATTERY COLLECTION PROGRAM PRICES	600.00
EFT46514	12/03/2021	RUDD INDUSTRIAL AND FARM SUPPLIES	HARDWARE SUPPLIES	203.37
EFT46515	12/03/2021	ST JOHN AMBULANCE ASSOCIATION	STAFF TRAINING	49.00
EFT46516	12/03/2021	TELSTRA CORPORATION LTD	TELEPHONE CHARGES	563.16
EFT46517	16/03/2021	ADECCO AUSTRALIA PTY LTD	LABOUR HIRE	3,889.77
EFT46518	16/03/2021	BEE JAYS CANVAS CO - PETER STICKLAND HOLDINGS PTY LTD T/AS	PLANT SERVICE & MAINTENANCE	946.00
EFT46519	16/03/2021	CITY OF SWAN	COUNCIL RATES - HAZELMERE	32,605.91
EFT46520	16/03/2021	DEPARTMENT OF WATER AND ENVIRONMENTAL REGULATION (DWER)	CONTROL WASTE TRACKING FORM CHARGES	264.00
EFT46521	16/03/2021	DFP RECRUITMENT SERVICES P/L	LABOUR HIRE	1,096.43
EFT46522	16/03/2021	HERBERT SMITH FREEHILLS LAWYERS	LEGAL ADVICE	59,510.44
EFT46523	16/03/2021	IMPACT ENVIRONMENTAL CONSULTING PTY LTD	CONFERENCE FEE	2,412.00
EFT46524	16/03/2021	INDUSTRIAL RECRUITMENT PARTNERS	LABOUR HIRE	3,374.70
EFT46525	16/03/2021	KERRY WILSON	STAFF REIMBURSEMENT	239.97
EFT46526	16/03/2021	KLB SYSTEMS	COMPUTER HARDWARE PURCHASES	2,332.00
EFT46527	16/03/2021	LABOURFORCE IMPEX PERSONNEL P/L	LABOUR HIRE	1,809.79
EFT46528	16/03/2021	NEVILLE REFRIGERATION & AIRCONDITIONING	DEGASSING OF FRIDGES & AIRCONDITIONERS - BAYWASTE	1,562.00
EFT46529	16/03/2021	PERTH BIN HIRE	SKIP BIN HIRE	792.00
EFT46530	16/03/2021	TELSTRA CORPORATION LTD	TELEPHONE CHARGES	285.65
EFT46531	16/03/2021	YOGA BY LAUREN CATALANO	STAFF HEALTH PROMOTION	270.00
EFT46532	19/03/2021	DEPUTY COMMISSIONER OF TAXATION	GST PAYMENT	162,175.00
EFT46533	19/03/2021	AUSTRALIA'S DETAILING GROUP - ADAM TENCH	CLEANING CAR POOL VEHICLES	420.00
EFT46534	19/03/2021	BP AUSTRALIA PTY LTD	FUEL PURCHASES	55,110.34
EFT46535	19/03/2021	BP AUSTRALIA PTY LTD	FUEL PURCHASES	1,481.06



Eastern Metropolitan Regional Council
CEO's DELEGATED PAYMENTS LIST
FOR THE MONTHS OF MARCH & APRIL 2021

Cheque / EFT No	Date	Payee		Amount
EFT46536	19/03/2021	DFP RECRUITMENT SERVICES P/L	LABOUR HIRE	1,851.74
EFT46537	19/03/2021	DRAKE AUSTRALIA PTY LTD	LABOUR HIRE	5,595.08
EFT46538	19/03/2021	HEHERSON GAYAGOY	BUILDING MAINTENANCE - ASCOT PLACE	770.00
EFT46539	19/03/2021	KLB SYSTEMS	COMPUTER HARDWARE PURCHASES & SOFTWARE LICENCE RENEWAL	1,765.50
EFT46540	19/03/2021	LABOURFORCE IMPEX PERSONNEL P/L	LABOUR HIRE	5,505.50
EFT46541	19/03/2021	MCINTOSH & SON	PLANT SERVICE & MAINTENANCE	4,862.23
EFT46542	19/03/2021	TRIBOTECH PTY LTD	PLANT PARTS	1,239.57
EFT46543	23/03/2021	CHILD SUPPORT	EMPLOYEE DEDUCTION	352.70
EFT46544	23/03/2021	DAVID WILLS & ASSOCIATES - DWA CONSULTING PTY LTD T/AS	HRRP CONSULTING	1,397.00
EFT46545	23/03/2021	DFP RECRUITMENT SERVICES P/L	LABOUR HIRE	2,197.78
EFT46546	23/03/2021	FLEXI STAFF PTY LTD	LABOUR HIRE	3,785.76
EFT46547	23/03/2021	INDUSTRIAL RECRUITMENT PARTNERS	LABOUR HIRE	3,795.64
EFT46548	23/03/2021	LABOURFORCE IMPEX PERSONNEL P/L	LABOUR HIRE	2,022.70
EFT46549	23/03/2021	MARKETFORCE	VARIOUS ADVERTISEMENTS	681.80
EFT46550	23/03/2021	MCINTOSH & SON	PLANT REPAIR	58.87
EFT46551	23/03/2021	PAYG PAYMENTS	PAYG TAXATION PAYMENT	84,848.00
EFT46552	23/03/2021	SEEK LIMITED	ADVERTISEMENT - RECRUITMENT	2,750.00
EFT46553	23/03/2021	SYNERGY	ELECTRICITY CHARGES - HAZELMERE	9,679.64
EFT46554	23/03/2021	TALIS CONSULTANTS	WASTE MANAGEMENT CONSULTING FEE - RESPONSES TO TQ'S & RFIS	5,665.00
EFT46555	23/03/2021	TANGIBILITY PTY LTD	MARKETING MATERIALS - FOGO	101.75
EFT46556	23/03/2021	TELSTRA CORPORATION LTD	TELEPHONE CHARGES	6,016.84
EFT46557	23/03/2021	WINC AUSTRALIA PTY LTD	CONSUMABLES	5.50
EFT46558	26/03/2021	ACOR CONSULTANTS (WA) PTY LTD	CONSULTANCY FEE - HRRP WASTE TRANSFER STATION	64,193.26
EFT46559	26/03/2021	ADECCO AUSTRALIA PTY LTD	LABOUR HIRE	1,191.81
EFT46560	26/03/2021	DFP RECRUITMENT SERVICES P/L	LABOUR HIRE	1,916.29
EFT46561	26/03/2021	DRAKE AUSTRALIA PTY LTD	LABOUR HIRE	8,811.66
EFT46562	26/03/2021	INDUSTRIAL RECRUITMENT PARTNERS	LABOUR HIRE	1,182.15
EFT46563	26/03/2021	LABOURFORCE IMPEX PERSONNEL P/L	LABOUR HIRE	3,835.43
EFT46564	26/03/2021	MARKETFORCE	AVON DESCENT - ADVERTISEMENTS	2,112.00
EFT46565	26/03/2021	PERTH ENERGY PTY LTD	GAS SUPPLY - WWtE	116.57
EFT46566	30/03/2021	AUSCO MODULAR PTY LTD	PLANT HIRE - HAZELMERE	2,544.77
EFT46567	30/03/2021	CIVIL AUTO ELECTRICS PTY LTD	PLANT SERVICE, REPAIR & MAINTENANCE	2,148.30
EFT46568	30/03/2021	DFP RECRUITMENT SERVICES P/L	LABOUR HIRE	1,096.43
EFT46569	30/03/2021	INDUSTRIAL RECRUITMENT PARTNERS	LABOUR HIRE	1,771.00
EFT46570	30/03/2021	LABOURFORCE IMPEX PERSONNEL P/L	LABOUR HIRE	3,406.66
EFT46571	30/03/2021	SITEVISUALS - THE TRUSTEE FOR THE iViz MEDIA UNIT TRUST T/AS	CAMERA INSTALLATION - LANDFILL CELL CONSTRUCTION SITE	1,622.70
EFT46572	30/03/2021	SMEC AUSTRALIA PTY LTD	CONSULTING FEE - CONSTRUCTION OF STAGE 16 AT RED HILL	3,641.00
EFT46573	31/03/2021	ADECCO AUSTRALIA PTY LTD	LABOUR HIRE	1,964.52
EFT46574	31/03/2021	AUSCO MODULAR PTY LTD	PLANT HIRE SERVICE	49.50
EFT46575	31/03/2021	AUSTRALIA POST - ASCOT PLACE	POSTAL CHARGES	413.39
EFT46576	31/03/2021	AUSTRALIAN TRAINING MANAGEMENT PTY LTD (ATM)	STAFF TRAINING	505.00
EFT46577	31/03/2021	B&J CATALANO PTY LTD	CRUSHING OF CAPROCK - LANDFILL CELL CONSTRUCTION (RED HILL LANDFILL FACILITY)	15,252.73
EFT46578	31/03/2021	BIOBAGWORLD AUSTRALIA PTY LTD	PURCHASE OF CADDY LINERS	361,695.51
EFT46579	31/03/2021	BRIGHTMARK GROUP PTY LTD	CLEANING SERVICES & CONSUMABLES	4,329.19
EFT46580	31/03/2021	CAVALIER PORTABLES & PARK HOMES	PLANT & EQUIPMENT HIRE - WWtE	1,429.99



Eastern Metropolitan Regional Council
CEO's DELEGATED PAYMENTS LIST
FOR THE MONTHS OF MARCH & APRIL 2021

Cheque / EFT No	Date	Payee		Amount
EFT46581	31/03/2021	DRAKE AUSTRALIA PTY LTD	LABOUR HIRE	8,033.96
EFT46582	31/03/2021	FLICK ANTICIMEX PTY LTD	HYGIENE SERVICES	303.50
EFT46583	31/03/2021	FUJIFILM BUSINESS INNOVATION AUSTRALIA PTY LTD	PHOTOCOPIER MAINTENANCE & SUPPLIES	846.76
EFT46584	31/03/2021	KLB SYSTEMS	COMPUTER HARDWARE PURCHASES	605.00
EFT46585	31/03/2021	MIDDLE SWAN HANDYMAN SERVICE	SITE MAINTENANCE - BAYWASTE	437.53
EFT46586	31/03/2021	RAUBEX CONSTRUCTION	PROGRESS CLAIM - STAGE 16 CELL & PAYMENT OF RETENTION FUNDS	703,619.35
EFT46587	31/03/2021	SOUTHERN CROSS PROTECTION	COURIER SERVICE	346.50
EFT46588	31/03/2021	SPUDS GARDENING SERVICES	GROUND MAINTENANCE - RED HILL	910.00
EFT46589	31/03/2021	WEST COAST WATER FILTER MAN	SERVICE TO WATER FILTER SYSTEM AT HAZELMERE	462.00
EFT46590	01/04/2021	ADT SECURITY	SECURITY MONITORING	137.39
EFT46591	01/04/2021	ADVANCED NATIONAL SERVICES PTY LTD	CLEANING SERVICES & CONSUMABLES - ASCOT PLACE	2,880.78
EFT46592	01/04/2021	AIR FILTER DRY CLEAN SYSTEMS WA	CLEAN & SERVICES FILTERS	768.98
EFT46593	01/04/2021	ALLIGHTSYKES PTY LTD	THREE MONTHLY SERVICE - BACKUP GENERATOR AT ASCOT PLACE	371.25
EFT46594	01/04/2021	ALLPEST - ROL-WA PTY LTD T/AS	PEST CONTROL	188.00
EFT46595	01/04/2021	ALLUSED PTY LTD	EQUIPMENT HIRE	2,970.00
EFT46596	01/04/2021	ALLWEST PLANT HIRE	PLANT HIRE	2,775.30
EFT46597	01/04/2021	ANTHONY WALSH ATF 88 FAMILY TRUST T/A ADVANCED LIQUID WASTE	CLEAR OUT WHEEL WASH SUMP AT RED HILL	1,058.75
EFT46598	01/04/2021	ATI-MIRAGE TRAINING AND BUSINESS SOLUTIONS	STAFF TRAINING	544.50
EFT46599	01/04/2021	AUST-WEIGH	ANNUAL WEIGHBRIDGE SERVICE & CALIBRATIONS - RED HILL	1,474.00
EFT46600	01/04/2021	AUSTRALIAN HVAC SERVICES	AIRCONDITIONING MAINTENANCE	880.00
EFT46601	01/04/2021	AUSTRALIAN INSTITUTE OF MANAGEMENT - AIM	STAFF TRAINING	929.00
EFT46602	01/04/2021	AUTOSWEEP WA (LAMBERT FAMILY TRUST)	SITE SWEEPING - HAZELMERE	2,156.00
EFT46603	01/04/2021	AZILITY	AZILITY MEMBERSHIP	13,684.00
EFT46604	01/04/2021	BARFIELD EARTHMOVING (JAYCOURT NOMINEES P/L)	PLANT & EQUIPMENT HIRE & PRODUCT TRANSPORTATION COST	11,795.46
EFT46605	01/04/2021	BEE JAYS CANVAS CO - PETER STICKLAND HOLDINGS PTY LTD T/AS	PLANT SERVICE & MAINTENANCE	2,992.00
EFT46606	01/04/2021	BELMONT - REDCLIFFE NEWSROUND	NEWSPAPERS	59.08
EFT46607	01/04/2021	BIN BATH AUSTRALIA PTY LTD	BIN CLEANING	72.38
EFT46608	01/04/2021	BISTEL CONSTRUCTION PTY LTD	CONSTRUCTION OF HRRP WORKSHOP	140,300.40
EFT46609	01/04/2021	BLACKWOODS ATKINS	PROTECTIVE CLOTHING	156.33
EFT46610	01/04/2021	BOBCAT ATTACH	PLANT MAINTENANCE	1,914.00
EFT46611	01/04/2021	BOYA EQUIPMENT	PLANT MAINTENANCE	26.32
EFT46612	01/04/2021	BRING COURIERS	COURIER SERVICE	106.30
EFT46613	01/04/2021	BULKBAGS AUSTRALIA PTY LTD	BULKBAG SUPPLIES	1,331.00
EFT46614	01/04/2021	BUNNINGS GROUP LTD	HARDWARE SUPPLIES	337.15
EFT46615	01/04/2021	BURSON AUTOMOTIVE PTY LTD	PLANT PARTS	307.45
EFT46616	01/04/2021	CAPITAL TRANSPORT SERVICES (WA) PTY LTD	COURIER SERVICE	33.58
EFT46617	01/04/2021	CDM AUSTRALIA	SERVER SUPPORT & BACKUP SERVER REPLACEMENT	17,598.90
EFT46618	01/04/2021	CJD EQUIPMENT PTY LTD	PLANT MAINTENANCE, PARTS & SERVICE	6,765.64
EFT46619	01/04/2021	COMPU-STOR	IT BACKUP DATA SERVICES	533.83
EFT46620	01/04/2021	CPR ELECTRICAL SERVICES	ELECTRICAL MAINTENANCE - GRINDER, C&I BUILDING & FUEL BOWSER	5,737.60
EFT46621	01/04/2021	CROSSLAND & HARDY PTY LTD	SURVEYING COSTS - LANDFILL AT RED HILL & HRRP	6,317.85
EFT46622	01/04/2021	DEVCO BUILDERS - DEVCO HOLDINGS PTY LTD ATF DEVEREUX FAMILY TRUST	REPAIRS TO C&I BUILDING	7,009.20
EFT46623	01/04/2021	DORMAKABA AUSTRALIA PTY LTD	DOOR REPAIR	362.01
EFT46624	01/04/2021	EDITH COWAN UNIVERSITY	VETIVER BIOFILTRATION RESEARCH PROJECT	1,100.00
EFT46625	01/04/2021	ELEMENT HYDROGRAPHIC SOLUTIONS	EQUIPMENT MAINTENANCE & SERVICE	1,336.50

Eastern Metropolitan Regional Council
CEO's DELEGATED PAYMENTS LIST
FOR THE MONTHS OF MARCH & APRIL 2021

Cheque / EFT No	Date	Payee	Amount
EFT46626	01/04/2021	ENVIRONMENTAL & AIR QUALITY CONSULTING PTY LTD	CONSULTING FEE - FOGO ODOUR MANAGEMENT
EFT46627	01/04/2021	EUROFINS ARL PTY LTD T/AS EUROFINS	SAMPLE TESTING - DUST, PFAS & WATER MONITORING
EFT46628	01/04/2021	FILTERS PLUS	PLANT FILTERS
EFT46629	01/04/2021	FLEET DYNAMICS PTY LTD	MONTHLY EQUIPMENT HIRE FEE
EFT46630	01/04/2021	FLEXI STAFF PTY LTD	LABOUR HIRE
EFT46631	01/04/2021	FRESH VENTURE GROUP PTY LTD T/AS FRUIT AT WORK	STAFF AMENITIES
EFT46632	01/04/2021	FUELFIX PTY LTD	EQUIPMENT HIRE
EFT46633	01/04/2021	GHD PTY LTD	CONSULTANCY FEE - STRATEGIC REVIEW & PERMANENT FOGO FACILITY
EFT46634	01/04/2021	GREG WOOD TWISTECH	SUPPLY & INSTALL TEMPORARY LITTER CONTROL FENCE & REPAIR FENCE AT COPPIN ROAD TRANSFER STATION
EFT46635	01/04/2021	HITACHI CONSTRUCTION MACHINERY (AUSTRALIA) PTY LTD	PLANT SERVICE & MAINTENANCE
EFT46636	01/04/2021	ILLION AUSTRALIA PTY LTD (DUN & BRADSTREET)	ONLINE CREDIT REFERENCE CHECKS
EFT46637	01/04/2021	INSTANT WEIGHT PTY LTD T/A INSTANT WEIGHING	REPAIR SCALE ON VOLVO LOADER
EFT46638	01/04/2021	JCB CONSTRUCTION EQUIPMENT AUSTRALIA (CFC HOLDINGS- PLANT SERVICE CEA; JCB CEA; DYNAPAC CEA)	
EFT46639	01/04/2021	KOOL KREATIVE	ANNUAL REPORT DESIGN
EFT46640	01/04/2021	KOTT GUNNING LAWYERS	LEGAL ADVICE & LEASE AGREEMENT FINALISATION
EFT46641	01/04/2021	LABOURFORCE IMPEX PERSONNEL P/L	LABOUR HIRE
EFT46642	01/04/2021	LANDFILL GAS & POWER PTY LTD	ELECTRICITY CHARGES
EFT46643	01/04/2021	MAIL PLUS PERTH	MAIL EXPENSES
EFT46644	01/04/2021	MAJOR MOTORS PTY LTD	PLANT SERVICE & REPAIR
EFT46645	01/04/2021	MAJOR SECURITY SERVICES PTY LTD	SECURITY MONITORING
EFT46646	01/04/2021	MANDALAY TECHNOLOGIES PTY LTD	WEIGHBRIDGE SOFTWARE MAINTENANCE RED HILL & HAZELMERE
EFT46647	01/04/2021	MARKET CREATIONS PTY LTD	IT CONSULTING
EFT46648	01/04/2021	MASTEC AUSTRALIA PTY LTD	SUPPLY OF CADDY BINS
EFT46649	01/04/2021	MCINTOSH & SON	PLANT TRANSPORTATION COST
EFT46650	01/04/2021	MERIT LINING SYSTEMS PTY LTD	REPAIR TO CLASS IV LINER
EFT46651	01/04/2021	MIDLAND CEMENT MATERIALS	ASSORTED PARTS FOR GRINDER - HAZELMERE
EFT46652	01/04/2021	MIDLAND STEEL FABRICATION	PLANT PARTS
EFT46653	01/04/2021	NATIONWIDE FABRICATIONS - TIGER PLAINS P/L ATFT	PLANT PARTS FOR GRINDER - HAZELMERE
EFT46654	01/04/2021	ROGERS FAM TST TAS	
EFT46655	01/04/2021	NEVILLE REFRIGERATION & AIRCONDITIONING	DEGASSING OF FRIDGES & AIRCONDITIONERS - RED HILL & COPPIN ROAD TRANSFER STATION
EFT46656	01/04/2021	OFFICEWORKS	STATIONERY
EFT46657	01/04/2021	ONSITE RENTALS PTY LTD	EQUIPMENT RENTAL
EFT46658	01/04/2021	PERTH BIN HIRE	SKIP BIN HIRE & PRODCUT TRANSPORTATION COSTS
EFT46659	01/04/2021	PIRTEK MALAGA - JH FLUID TRANSFER SOLUTIONS T/AS	HYDRAULIC HOSE REPAIRS
EFT46660	01/04/2021	PIRTEK MIDLAND (M & B HYDRAULICS PTY LTD)	HYDRAULIC HOSE REPAIRS
EFT46661	01/04/2021	PR POWER PTY LTD	PLANT PARTS
EFT46662	01/04/2021	PRESTIGE ALARMS	SECURITY MONITORING
EFT46663	01/04/2021	PRUDENTIAL INVESTMENT SERVICES CORP P/L	INVESTMENT ADVISORY SERVICES
EFT46664	01/04/2021	QUALITY PRESS - ALBA HOLDING PTY LTD T/A	SIGNS
EFT46665	01/04/2021	REMONDIS AUSTRALIA PTY LTD	COLLECTION OF PAPER RECYCLABLES
EFT46666	01/04/2021	RUDD INDUSTRIAL AND FARM SUPPLIES	HARDWARE SUPPLIES
EFT46667	01/04/2021	SEME SOLUTIONS PTY LTD	EQUIPMENT MAINTENANCE - SECURITY CAMERA
EFT46668	01/04/2021	SETON AUSTRALIA - BRADY AUSTRALIA PTY LTD T/AS	PLANT PARTS
EFT46669	01/04/2021	SIGN SUPERMARKET	SIGNAGE
EFT46670	01/04/2021	SMART WASTE SOLUTIONS AUSTRALIA PTY LTD	ANNUAL SERVICE AGREEMENT



Eastern Metropolitan Regional Council
CEO's DELEGATED PAYMENTS LIST
FOR THE MONTHS OF MARCH & APRIL 2021

Cheque / EFT No	Date	Payee		Amount
EFT46671	01/04/2021	SNAP BELMONT (BELSNAP PTY LTD)	PRINTING COSTS - WEIGHBRIDGE DAMAGE WAIVER	542.98
EFT46672	01/04/2021	SOFT LANDING - GREAT LAKES COMMUNITY RESOURCES	COLLECTION & DISPOSAL OF MATTRESSES - HAZELMERE	51,095.00
EFT46673	01/04/2021	INCORPORATED T/A SONIC HEALTHPLUS PTY LTD	PRE-EMPLOYMENT MEDICAL	588.50
EFT46674	01/04/2021	ST JOHN AMBULANCE ASSOCIATION	STAFF TRAINING	49.00
EFT46675	01/04/2021	STANTONS INTERNATIONAL	PROBITY SERVICES - FOGO EOI / RFT	2,150.50
EFT46676	01/04/2021	SWAN FIRE SERVICES	SERVICE MAINTENANCE - FIRE PROTECTION SYSTEM AT C& I	173.80
EFT46677	01/04/2021	SYDNEY TOOLS PTY LTD	WW&E BUILDING MATERIALS	1,562.65
EFT46678	01/04/2021	TALIS CONSULTANTS	WASTE MANAGEMENT CONSULTING FEE - LOTS 8, 9 & 10 AT RED HILL	7,612.00
EFT46679	01/04/2021	TENDERLINK	ADVERTISING COSTS - TENDER	554.40
EFT46680	01/04/2021	TERRESTRIAL ECOSYSTEMS	PEST CONTROL	22,000.00
EFT46681	01/04/2021	THE CROMMELINS AUSTRALIA	PARTS FOR PUMPS	167.24
EFT46682	01/04/2021	THE WATERSHED	HARDWARE SUPPLIES	260.00
EFT46683	01/04/2021	TJ DEPIAZZI & SONS	PRODUCT TRANSPORTATION COSTS	6,804.60
EFT46684	01/04/2021	TOTAL TOOLS MIDLAND	HARDWARE SUPPLIES	308.00
EFT46685	01/04/2021	TOTALLY WORKWEAR MIDLAND	PROTECTIVE CLOTHING	748.56
EFT46686	01/04/2021	TRADEFAIRE INTERNATIONAL PTY LTD	TYRE REPLACEMENTS & REPAIRS	753.50
EFT46687	01/04/2021	TUTT BRYANT EQUIPMENT (BT EQUIPMENT PTY LTD)	PLANT SERVICE, REPAIR & MAINTENANCE	1,525.16
EFT46688	01/04/2021	TYREPOWER MUNDARING	PUNCTURE REPAIR	105.00
EFT46689	01/04/2021	UNITED CRANE SERVICES PTY LTD	PLANT HIRE	1,276.00
EFT46690	01/04/2021	VOLICH WASTE CONTRACTORS PTY LTD	BULK BIN HIRE	44.00
EFT46691	01/04/2021	WA SAFETY PRODUCTS	PROTECTIVE CLOTHING	626.50
EFT46692	01/04/2021	WALSH AUTO ELECTRICS PTY LTD	PLANT REPAIR	151.25
EFT46693	01/04/2021	WATERLOGIC AUSTRALIA PTY LTD	EQUIPMENT RENTAL	547.03
EFT46694	01/04/2021	WDIS.WA.PTY.LTD	AIR TESTING - GRINDER	825.00
EFT46695	01/04/2021	WEST TIP WASTE CONTROL	BULK BIN HIRE	1,419.00
EFT46696	01/04/2021	WESTERN TREE RECYCLERS	PLANT HIRE	8,882.50
EFT46697	01/04/2021	WESTRAC EQUIPMENT PTY LTD	PLANT SERVICE AGREEMENT & PLANT PARTS & REPAIRS	5,909.38
EFT46698	01/04/2021	WINC AUSTRALIA PTY LTD	STATIONERY & CONSUMABLES	4,228.34
EFT46699	01/04/2021	WORK CLOBBER	PROTECTIVE CLOTHING	802.80
EFT46700	01/04/2021	WORLDWIDE PRINTING SOLUTIONS CANNINGTON	PULL UP PREMIUM BANNER	1,265.00
EFT46701	01/04/2021	WREN OIL	WASTE OIL REMOVAL - BAYWASTE & COPPIN ROAD TRANSFER STATION	759.00
EFT46702	01/04/2021	YEOMAN PTY LTD ATF THE RJ ROHRLACH FAMILY TRUST	CONSULTING FEES - RFT FOR ELECTRICITY SUPPLY TO THE EMRC	2,288.00
EFT46703	06/04/2021	CHILD SUPPORT	EMPLOYEE DEDUCTION	352.70
EFT46704	06/04/2021	CLEANAWAY PTY LTD	BIN HIRE & COLLECTION	483.72
EFT46705	06/04/2021	DEPARTMENT OF WATER AND ENVIRONMENTAL REGULATION (DWER)	CONTROL WASTE TRACKING FORM CHARGES	352.00
EFT46706	06/04/2021	DFP RECRUITMENT SERVICES P/L	LABOUR HIRE	1,916.29
EFT46707	06/04/2021	DILIGENT BOARD SERVICES AUSTRALIA PTY LTD	DILIGENT BOARDS	46,488.75
EFT46708	06/04/2021	DRAKE AUSTRALIA PTY LTD	LABOUR HIRE	2,264.93
EFT46709	06/04/2021	INDUSTRIAL RECRUITMENT PARTNERS	LABOUR HIRE	1,808.62
EFT46710	06/04/2021	LABOURFORCE IMPEX PERSONNEL P/L	LABOUR HIRE	3,056.79
EFT46711	06/04/2021	LO-GO APPOINTMENTS	LABOUR HIRE	785.66
EFT46712	06/04/2021	MARSH PTY LTD	STAFF TRAINING	2,084.50
EFT46713	06/04/2021	PAYG PAYMENTS	PAYG TAXATION PAYMENT	82,454.00
EFT46714	06/04/2021	SYNERGY	ELECTRICITY CHARGES - HAZELMERE	7,705.44
EFT46715	06/04/2021	TELSTRA CORPORATION LTD	TELEPHONE CHARGES	361.09



Eastern Metropolitan Regional Council
CEO's DELEGATED PAYMENTS LIST
FOR THE MONTHS OF MARCH & APRIL 2021

Cheque / EFT No	Date	Payee		Amount
EFT46716	06/04/2021	WORLDWIDE TIMBER TRADERS PTY LTD	REFUND OF DUPLICATE PAYMENT	173.89
EFT46717	09/04/2021	ADECCO AUSTRALIA PTY LTD	LABOUR HIRE	1,899.05
EFT46718	09/04/2021	CHARLIE ZANNINO	QUARTERLY COUNCILLORS PAYMENT	2,640.00
EFT46719	09/04/2021	CIVIL AUTO ELECTRICS PTY LTD	PLANT REPAIR & MAINTENANCE	1,584.00
EFT46720	09/04/2021	DOUG JEANS	QUARTERLY COUNCILLORS PAYMENT	3,893.94
EFT46721	09/04/2021	DYLAN O'CONNOR	QUARTERLY COUNCILLORS PAYMENT	2,640.00
EFT46722	09/04/2021	FILOMENA PIFFARETTI	COUNCILLORS ATTENDANCE FEE	238.00
EFT46723	09/04/2021	FIRST TIME FABRICATION	PLATFORM STEPS	6,037.90
EFT46724	09/04/2021	GIORGIA JOHNSON	QUARTERLY COUNCILLORS PAYMENT	2,640.00
EFT46725	09/04/2021	IAN JOHNSON	COUNCILLORS ATTENDANCE FEE	238.00
EFT46726	09/04/2021	INDUSTRIAL RECRUITMENT PARTNERS	LABOUR HIRE	1,351.57
EFT46727	09/04/2021	JAI WILSON	QUARTERLY COUNCILLORS PAYMENT	8,975.50
EFT46728	09/04/2021	JANET POWELL	QUARTERLY COUNCILLORS PAYMENT	2,640.00
EFT46729	09/04/2021	JOHN DAW	QUARTERLY COUNCILLORS PAYMENT	2,640.00
EFT46730	09/04/2021	KATHRYN HAMILTON	QUARTERLY COUNCILLORS PAYMENT	2,640.00
EFT46731	09/04/2021	LESLEY BOYD	QUARTERLY COUNCILLORS PAYMENT	2,640.00
EFT46732	09/04/2021	LORNA CLARKE	QUARTERLY COUNCILLORS PAYMENT	2,640.00
EFT46733	09/04/2021	MADDERN ELECTRICS	ELECTRICAL MAINTENANCE - ASCOT PLACE	456.50
EFT46734	09/04/2021	MEL CONGERTON	QUARTERLY COUNCILLORS PAYMENT	2,640.00
EFT46735	09/04/2021	PHIL MARKS	QUARTERLY COUNCILLORS PAYMENT	1,998.00
EFT46736	09/04/2021	PIRTEK MIDLAND (M & B HYDRAULICS PTY LTD)	HYDRAULIC HOSE SUPPLIES & REPAIRS	659.11
EFT46737	09/04/2021	STANDARDS AUSTRALIA LIMITED	AS4000-1997 LICENCE RENEWAL	152.96
EFT46738	09/04/2021	SYNERGY	ELECTRICITY CHARGES - RED HILL	114.37
EFT46739	09/04/2021	TALIS CONSULTANTS	CONSULTING FEE - TEST NEW LINING MATERIALS FOR CLASS IV	4,236.49
EFT46740	09/04/2021	TELSTRA CORPORATION LTD	TELEPHONE CHARGES	509.91
EFT46741	09/04/2021	WORK CLOBBER	PROTECTIVE CLOTHING	85.00
EFT46742	12/04/2021	LGIS INSURANCE BROKING	ANNUAL INSURANCE PREMIUMS ADJUSTMENT	13,466.43
EFT46743	13/04/2021	DFP RECRUITMENT SERVICES P/L	LABOUR HIRE	3,218.53
EFT46744	13/04/2021	ESRI AUSTRALIA PTY LTD	ANNUAL SUBSCRIPTION	9,559.00
EFT46745	13/04/2021	HERBERT SMITH FREEHILLS LAWYERS	LEGAL ADVICE	2,613.38
EFT46746	13/04/2021	INDUSTRIAL RECRUITMENT PARTNERS	LABOUR HIRE	3,139.68
EFT46747	13/04/2021	LABOURFORCE IMPEX PERSONNEL P/L	LABOUR HIRE	7,611.27
EFT46748	13/04/2021	LO-GO APPOINTMENTS	LABOUR HIRE	2,356.99
EFT46749	13/04/2021	MOTORCHARGE PTY LTD	FLEET FUEL PURCHASES	3,682.15
EFT46750	13/04/2021	TELSTRA CORPORATION LTD	TELEPHONE CHARGES	280.49
EFT46751	13/04/2021	TIM DAVIES LANDSCAPING PTY LTD (TDL)	GARDEN MAINTENANCE - ASCOT PLACE	1,014.99
EFT46752	16/04/2021	DEPARTMENT OF WATER AND ENVIRONMENTAL REGULATION (DWER)	CONTROL WASTE TRACKING FORM CHARGES	308.00
EFT46753	16/04/2021	DRAKE AUSTRALIA PTY LTD	LABOUR HIRE	10,096.35
EFT46754	16/04/2021	FLEXI STAFF PTY LTD	LABOUR HIRE	2,030.62
EFT46755	16/04/2021	HUA JER LIEW	STAFF REIMBURSEMENT	2,333.86
EFT46756	16/04/2021	KLB SYSTEMS	COMPUTER WORK STATION & OTHER CONSUMABLES	4,882.90
EFT46757	16/04/2021	RENT A FENCE PTY LTD	HIRING COSTS - TEMPORARY FENCE FOR HRRP	562.25
EFT46758	16/04/2021	STANDARDS AUSTRALIA LIMITED	AS4000-1997 LICENCE RENEWAL	141.60
EFT46759	16/04/2021	SYNERGY	ELECTRICITY CHARGES - RED HILL	5,010.96
EFT46760	20/04/2021	BP AUSTRALIA PTY LTD	OIL PURCHASES	4,401.27



Eastern Metropolitan Regional Council
CEO's DELEGATED PAYMENTS LIST
FOR THE MONTHS OF MARCH & APRIL 2021

Cheque / EFT No	Date	Payee		Amount
EFT46761	20/04/2021	BP AUSTRALIA PTY LTD	FUEL PURCHASES	74,475.80
EFT46762	20/04/2021	CHILD SUPPORT	EMPLOYEE DEDUCTION	692.33
EFT46763	20/04/2021	CLEANAWAY PTY LTD	BIN HIRE & COLLECTION	237.02
EFT46764	20/04/2021	DFP RECRUITMENT SERVICES P/L	LABOUR HIRE	3,497.36
EFT46765	20/04/2021	INDUSTRIAL RECRUITMENT PARTNERS	LABOUR HIRE	1,717.43
EFT46766	20/04/2021	KOTT GUNNING LAWYERS	LEGAL ADVICE & DOCUMENT PREPARATION	85,976.22
EFT46767	20/04/2021	LABOURFORCE IMPEX PERSONNEL P/L	LABOUR HIRE	9,647.28
EFT46768	20/04/2021	MADDERN ELECTRICS	ELECTRICAL MAINTENANCE - ASCOT PLACE	174.90
EFT46769	20/04/2021	MARSH PTY LTD	ASSET VALUATION - PLANT, FURNITURE & EQUIPMENT	16,300.00
EFT46770	20/04/2021	PAYG PAYMENTS	PAYG TAXATION PAYMENT	92,613.00
EFT46771	20/04/2021	SYNERGY	ELECTRICITY CHARGES - ASCOT PLACE	3,532.73
EFT46772	20/04/2021	WDIS.WA.PTY.LTD	PARTS FOR GRINDER	1,650.00
EFT46773	20/04/2021	DEPUTY COMMISSIONER OF TAXATION	GST PAYMENT	166,467.00
EFT46774	23/04/2021	AUSTRALIA'S DETAILING GROUP - ADAM TENCH	CLEANING CAR POOL VEHICLES	420.00
EFT46775	23/04/2021	BIN BATH AUSTRALIA PTY LTD	BIN CLEANING	93.06
EFT46776	23/04/2021	DAVID WILLS & ASSOCIATES - DWA CONSULTING PTY LTD	HRRP CONSULTING	1,364.00
EFT46777	23/04/2021	T/AS DRAKE AUSTRALIA PTY LTD	LABOUR HIRE	7,380.94
EFT46778	23/04/2021	LO-GO APPOINTMENTS	LABOUR HIRE	2,585.09
EFT46779	23/04/2021	PERMACULTUREWEST	SPONSORSHIP	2,000.00
EFT46780	23/04/2021	PERTH BIN HIRE	SKIP BIN HIRE	198.00
EFT46781	23/04/2021	PERTH ENERGY PTY LTD	GAS SUPPLY - WWtE	157.11
EFT46782	23/04/2021	SCOTT HOCKLEY T/AS S & J BUDGET PAVING & LANDSCAPING	PAVEMENT REPAIR	448.00
EFT46783	27/04/2021	DEPARTMENT OF WATER AND ENVIRONMENTAL REGULATION (DWER)	QUARTERLY LANDFILL LEVY	3,062,946.43
EFT46784	27/04/2021	CITY OF SWAN	COUNCIL RATES - HAZELMERE	107.50
EFT46785	27/04/2021	DFP RECRUITMENT SERVICES P/L	VENUE HIRE	3,686.86
EFT46786	27/04/2021	FLEXI STAFF PTY LTD	LABOUR HIRE	1,971.75
EFT46787	27/04/2021	LABOURFORCE IMPEX PERSONNEL P/L	LABOUR HIRE	5,096.69
EFT46788	27/04/2021	SYNERGY	ELECTRICITY CHARGES - HAZELMERE	1,476.66
EFT46789	27/04/2021	TELSTRA CORPORATION LTD	TELEPHONE CHARGES	6,013.84
EFT46790	27/04/2021	VENUESLIVE MANAGEMENT SERVICES (WA) PTY LTD (OPTUS STADIUM)	VENUE HIRE	6,445.50
EFT46791	30/04/2021	AUSCO MODULAR PTY LTD	PLANT HIRE - WWtE	2,544.77
EFT46792	30/04/2021	AUSTRALIA POST - ASCOT PLACE	POSTAL CHARGES	105.21
EFT46793	30/04/2021	B&J CATALANO PTY LTD	CRUSHING OF CAPROCK - CONSTRUCT LEACHATE PONDS	40,508.23
EFT46794	30/04/2021	CAVALIER PORTABLES & PARK HOMES	PLANT & EQUIPMENT HIRE - WWtE	1,429.99
EFT46795	30/04/2021	CDM AUSTRALIA	NETWORK STORAGE DEVICE FOR RED HIL & ASCOT PLACE	108,264.20
EFT46796	30/04/2021	DEPARTMENT OF WATER AND ENVIRONMENTAL REGULATION (DWER)	CONTROL WASTE TRACKING FORM CHARGES	616.00
EFT46797	30/04/2021	DINGO BUS CHARTER	BUS HIRE	962.00
EFT46798	30/04/2021	DRAKE AUSTRALIA PTY LTD	LABOUR HIRE	8,070.38
EFT46799	30/04/2021	ENVISAGE WA PTY LTD	BOOM GATE REPAIR	586.30
EFT46800	30/04/2021	FLEXI STAFF PTY LTD	LABOUR HIRE	1,472.24
EFT46801	30/04/2021	FLICK ANTICIMEX PTY LTD	HYGIENE SERVICES	1,698.80
EFT46802	30/04/2021	FUJIFILM BUSINESS INNOVATION AUSTRALIA PTY LTD	PHOTOCOPIER MAINTENANCE & SUPPLIES	734.03
EFT46803	30/04/2021	LABOURFORCE IMPEX PERSONNEL P/L	LABOUR HIRE	4,351.75
EFT46804	30/04/2021	LO-GO APPOINTMENTS	LABOUR HIRE	1,926.14
EFT46805	30/04/2021	ODOUR CONTROL SYSTEMS INTERNATIONAL LTD	ALTERNATIVE DAILY COVER MATERIAL	8,410.83



Eastern Metropolitan Regional Council
CEO's DELEGATED PAYMENTS LIST
FOR THE MONTHS OF MARCH & APRIL 2021

Cheque / EFT No	Date	Payee	Amount
EFT46806	30/04/2021	SHIRE OF MUNDARING	6,072.00
EFT46807	30/04/2021	SITEVISUALS - THE TRUSTEE FOR THE iViz MEDIA UNIT	811.35
EFT46808	30/04/2021	TRUST T/AS	
EFT46809	30/04/2021	SOUTHERN CROSS PROTECTION	379.50
EFT46810	30/04/2021	SPUDS GARDENING SERVICES	1,080.00
EFT46811	30/04/2021	SYNERGY	9,710.77
EFT46812	30/04/2021	TANGIBILITY PTY LTD	2,307.80
EFT46813	30/04/2021	THE ASSOCIATION SPECIALISTS	1,800.00
220574	09/03/2021	YOGA BY LAUREN CATALANO	720.00
220575	09/03/2021	EMRC PETTY CASH - BELMONT	472.20
220576	09/03/2021	EMRC PETTY CASH - COPPIN ROAD	82.35
220577	09/03/2021	EMRC PETTY CASH - MATHIESON ROAD	42.05
220578	09/03/2021	EMRC PETTY CASH - RED HILL	84.50
220579	07/04/2021	EMRC PETTY CASH - BAYWASTE	15.00
220580	07/04/2021	EMRC PETTY CASH - BELMONT	578.35
220581	07/04/2021	EMRC PETTY CASH - COPPIN ROAD	88.45
220582	07/04/2021	EMRC PETTY CASH - HAZELMERE	50.25
220583	07/04/2021	EMRC PETTY CASH - MATHIESON ROAD	24.80
220584	07/04/2021	EMRC PETTY CASH - RED HILL	71.00
220584	19/04/2021	WATER CORPORATION	894.36
PAY 2021 - 18	02/03/2021	WATER RATES & USAGE - ASCOT PLACE	
PAY 2021 - 19	02/03/2021	PAYROLL FE 2/3/2021	243,757.05
PAY 2021 - 19.1	16/03/2021	PAYROLL FE 16/3/2021	246,155.34
PAY 2021 - 20	18/03/2021	PAYROLL	389.23
PAY 2021 - 21	30/03/2021	PAYROLL FE 30/3/2021	243,129.99
PAY 2021 - 22	13/04/2021	PAYROLL FE 13/4/2021	257,424.91
1*MAR21	27/04/2021	PAYROLL FE 27/4/2021	238,405.53
1*APR21	01/03/2021	BANK CHARGES 1920 - 1924	1,807.28
DD21734.1	01/04/2021	BANK CHARGES 1924 - 1928	1,910.65
DD21734.2	02/03/2021	AWARE SUPER PTY LTD (FORMALLY FIRST STATE SUPER)	32,619.76
DD21734.3	02/03/2021	AUSTRALIAN ETHICAL SUPER	560.56
DD21734.4	02/03/2021	PLUM SUPERANNUATION FUND (MLC)	1,229.82
DD21734.5	02/03/2021	MARANI SUPER FUND	1,001.05
DD21734.6	02/03/2021	AMP - SIGNATURESUPER	256.57
DD21734.7	02/03/2021	HUB24 SUPER FUND	209.57
DD21734.8	02/03/2021	NORTH PERSONAL SUPERANNUATION	541.50
DD21734.9	02/03/2021	MERCER SMART SUPER PLAN	312.77
DD21734.10	02/03/2021	CBUS INDUSTRY SUPER	1,505.36
DD21734.11	02/03/2021	RETIREMENT PORTFOLIO SERVICE (ANZ SMART CHOICE SUPER)	209.02
DD21734.12	02/03/2021	BT LIFETIME SUPER - EMPLOYER PLAN	275.29
DD21734.13	02/03/2021	AMP FLEXIBLE LIFETIME SUPER	1,151.12
DD21734.14	02/03/2021	TELSTRA SUPERANNUATION SCHEME	235.10
DD21734.15	02/03/2021	COMMONWEALTH ESSENTIAL SUPER	263.61
DD21734.16	02/03/2021	MY NORTH SUPER A/T WEALTH PERSONAL SUPERANNUATION & PENSION FUN	628.76
DD21734.17	02/03/2021	SPIRIT SUPER/The Trustee for SPIRIT SUPER	356.93
DD21734.18	02/03/2021	BT SUPER FOR LIFE	661.50
	02/03/2021	HESTA	649.93



Eastern Metropolitan Regional Council
CEO's DELEGATED PAYMENTS LIST
FOR THE MONTHS OF MARCH & APRIL 2021

Cheque / EFT No	Date	Payee	Amount
DD21734.19	02/03/2021	LEGALSUPER	401.92
DD21734.20	02/03/2021	HOSTPLUS SUPERANNUATION FUND	3,490.18
DD21734.21	02/03/2021	AUSTRALIAN SUPER	3,432.32
DD21734.22	02/03/2021	MLC SUPER FUND	926.72
DD21734.23	02/03/2021	RETAIL EMPLOYEES SUPERANNUATION TRUST	1,375.17
DD21734.24	02/03/2021	SUNSUPER	231.33
DD21734.25	02/03/2021	ZURICH MASTER SUPERANNUATION FUND	296.53
DD21735.1	16/03/2021	AWARE SUPER PTY LTD (FORMALLY FIRST STATE SUPER)	29,224.91
DD21735.2	16/03/2021	AUSTRALIAN ETHICAL SUPER	549.36
DD21735.3	16/03/2021	PLUM SUPERANNUATION FUND (MLC)	1,229.82
DD21735.4	16/03/2021	MARANI SUPER FUND	1,001.05
DD21735.5	16/03/2021	AMP - SIGNATURESUPER	256.57
DD21735.6	16/03/2021	UNISUPER	78.75
DD21735.7	16/03/2021	HUB24 SUPER FUND	209.29
DD21735.8	16/03/2021	NORTH PERSONAL SUPERANNUATION	541.50
DD21735.9	16/03/2021	MERCER SMART SUPER PLAN	312.77
DD21735.10	16/03/2021	CBUS INDUSTRY SUPER	1,454.60
DD21735.11	16/03/2021	RETIREMENT PORTFOLIO SERVICE (ANZ SMART CHOICE SUPER)	209.02
DD21735.12	16/03/2021	AMP FLEXIBLE LIFETIME SUPER	1,151.12
DD21735.13	16/03/2021	BT LIFETIME SUPER - EMPLOYER PLAN	332.39
DD21735.14	16/03/2021	TELSTRA SUPERANNUATION SCHEME	242.05
DD21735.15	16/03/2021	COMMONWEALTH ESSENTIAL SUPER	263.61
DD21735.16	16/03/2021	MY NORTH SUPER A/T WEALTH PERSONAL SUPERANNUATION & PENSION FUN	530.12
DD21735.17	16/03/2021	SPIRIT SUPER/The Trustee for SPIRIT SUPER	336.86
DD21735.18	16/03/2021	BT SUPER FOR LIFE	668.21
DD21735.19	16/03/2021	HESTA	522.87
DD21735.20	16/03/2021	PRIME SUPER	217.32
DD21735.21	16/03/2021	LEGALSUPER	401.92
DD21735.22	16/03/2021	HOSTPLUS SUPERANNUATION FUND	3,444.05
DD21735.23	16/03/2021	AUSTRALIAN SUPER	3,312.97
DD21735.24	16/03/2021	MLC SUPER FUND	925.58
DD21735.25	16/03/2021	RETAIL EMPLOYEES SUPERANNUATION TRUST	1,375.17
DD21735.26	16/03/2021	SUNSUPER	235.38
DD21735.27	16/03/2021	ZURICH MASTER SUPERANNUATION FUND	296.53
DD21737.1	02/03/2021	HOSTPLUS SUPERANNUATION FUND	326.19
DD21922.1	01/04/2021	AWARE SUPER PTY LTD (FORMALLY FIRST STATE SUPER)	29,127.50
DD21922.2	01/04/2021	AUSTRALIAN ETHICAL SUPER	549.36
DD21922.3	01/04/2021	PLUM SUPERANNUATION FUND (MLC)	1,229.82
DD21922.4	01/04/2021	MARANI SUPER FUND	1,001.05
DD21922.5	01/04/2021	AMP - SIGNATURESUPER	256.57
DD21922.6	01/04/2021	UNISUPER	65.63
DD21922.7	01/04/2021	HUB24 SUPER FUND	217.96
DD21922.8	01/04/2021	NORTH PERSONAL SUPERANNUATION	541.50
DD21922.9	01/04/2021	MERCER SMART SUPER PLAN	312.77
DD21922.10	01/04/2021	CBUS INDUSTRY SUPER	1,507.19

Eastern Metropolitan Regional Council
CEO's DELEGATED PAYMENTS LIST
FOR THE MONTHS OF MARCH & APRIL 2021

Cheque / EFT No	Date	Payee	Amount
DD21922.11	01/04/2021	RETIREMENT PORTFOLIO SERVICE (ANZ SMART CHOICE SUPER)	209.02
DD21922.12	01/04/2021	AMP FLEXIBLE LIFETIME SUPER	1,151.12
DD21922.13	01/04/2021	BT LIFETIME SUPER - EMPLOYER PLAN	317.93
DD21922.14	01/04/2021	TELSTRA SUPERANNUATION SCHEME	232.49
DD21922.15	01/04/2021	COMMONWEALTH ESSENTIAL SUPER	263.50
DD21922.16	01/04/2021	MY NORTH SUPER A/T WEALTH PERSONAL SUPERANNUATION & PENSION FUN	520.92
DD21922.17	01/04/2021	SPIRIT SUPER/The Trustee for SPIRIT SUPER	330.21
DD21922.18	01/04/2021	BT SUPER FOR LIFE	665.94
DD21922.19	01/04/2021	HESTA	547.25
DD21922.20	01/04/2021	PRIME SUPER	218.03
DD21922.21	01/04/2021	IOOF EMPLOYER SUPER	228.39
DD21922.22	01/04/2021	LEGALSUPER	401.92
DD21922.23	01/04/2021	HOSTPLUS SUPERANNUATION FUND	4,826.60
DD21922.24	01/04/2021	AUSTRALIAN SUPER	3,284.09
DD21922.25	01/04/2021	MLC SUPER FUND	930.02
DD21922.26	01/04/2021	RETAIL EMPLOYEES SUPERANNUATION TRUST	1,377.64
DD21922.27	01/04/2021	SUNSUPER	231.33
DD21922.28	01/04/2021	ZURICH MASTER SUPERANNUATION FUND	301.71
DD21923.1	13/04/2021	AWARE SUPER PTY LTD (FORMALLY FIRST STATE SUPER)	27,634.76
DD21923.2	13/04/2021	AUSTRALIAN ETHICAL SUPER	424.44
DD21923.3	13/04/2021	PLUM SUPERANNUATION FUND (MLC)	1,229.82
DD21923.4	13/04/2021	MARANI SUPER FUND	1,001.05
DD21923.5	13/04/2021	AMP - SIGNATURESUPER	256.57
DD21923.6	13/04/2021	HUB24 SUPER FUND	209.29
DD21923.7	13/04/2021	NORTH PERSONAL SUPERANNUATION	541.50
DD21923.8	13/04/2021	MERCER SMART SUPER PLAN	312.77
DD21923.9	13/04/2021	CBUS INDUSTRY SUPER	1,561.62
DD21923.10	13/04/2021	RETIREMENT PORTFOLIO SERVICE (ANZ SMART CHOICE SUPER)	211.66
DD21923.11	13/04/2021	REST SUPER (RETAIL EMPLOYEES SUPERANNUATION PTY LTD)	129.43
DD21923.12	13/04/2021	AMP FLEXIBLE LIFETIME SUPER	1,182.86
DD21923.13	13/04/2021	BT LIFETIME SUPER - EMPLOYER PLAN	583.62
DD21923.14	13/04/2021	TELSTRA SUPERANNUATION SCHEME	231.35
DD21923.15	13/04/2021	COMMONWEALTH ESSENTIAL SUPER	259.59
DD21923.16	13/04/2021	MY NORTH SUPER A/T WEALTH PERSONAL SUPERANNUATION & PENSION FUN	488.23
DD21923.17	13/04/2021	SPIRIT SUPER/The Trustee for SPIRIT SUPER	365.59
DD21923.18	13/04/2021	BT SUPER FOR LIFE	625.35
DD21923.19	13/04/2021	HESTA	620.64
DD21923.20	13/04/2021	PRIME SUPER	216.56
DD21923.21	13/04/2021	IOOF EMPLOYER SUPER	226.91
DD21923.22	13/04/2021	LEGALSUPER	408.96
DD21923.23	13/04/2021	HOSTPLUS SUPERANNUATION FUND	4,790.05
DD21923.24	13/04/2021	AUSTRALIAN SUPER	3,242.98
DD21923.25	13/04/2021	MLC SUPER FUND	961.06
DD21923.26	13/04/2021	RETAIL EMPLOYEES SUPERANNUATION TRUST	1,385.93
DD21923.27	13/04/2021	SUNSUPER	231.33



Eastern Metropolitan Regional Council
CEO's DELEGATED PAYMENTS LIST
FOR THE MONTHS OF MARCH & APRIL 2021

Cheque / EFT No	Date	Payee		Amount
DD21923.28	13/04/2021	ZURICH MASTER SUPERANNUATION FUND	SUPERANNUATION	306.90
DD21924.1	27/04/2021	AWARE SUPER PTY LTD (FORMALLY FIRST STATE SUPER)	SUPERANNUATION	26,506.66
DD21924.2	27/04/2021	PLUM SUPERANNUATION FUND (MLC)	SUPERANNUATION	1,229.82
DD21924.3	27/04/2021	MARANI SUPER FUND	SUPERANNUATION	1,001.05
DD21924.4	27/04/2021	AMP - SIGNATURESUPER	SUPERANNUATION	256.57
DD21924.5	27/04/2021	HUB24 SUPER FUND	SUPERANNUATION	209.57
DD21924.6	27/04/2021	NORTH PERSONAL SUPERANNUATION	SUPERANNUATION	541.50
DD21924.7	27/04/2021	MERCER SMART SUPER PLAN	SUPERANNUATION	312.77
DD21924.8	27/04/2021	CBUS INDUSTRY SUPER	SUPERANNUATION	1,410.91
DD21924.9	27/04/2021	AUSTRALIAN ETHICAL SUPER	SUPERANNUATION	296.52
DD21924.10	27/04/2021	RETIREMENT PORTFOLIO SERVICE (ANZ SMART CHOICE SUPER)	SUPERANNUATION	211.66
DD21924.11	27/04/2021	REST SUPER (RETAIL EMPLOYEES SUPERANNUATION PTY LTD)	SUPERANNUATION	290.84
DD21924.12	27/04/2021	AMP FLEXIBLE LIFETIME SUPER	SUPERANNUATION	1,157.44
DD21924.13	27/04/2021	BT LIFETIME SUPER - EMPLOYER PLAN	SUPERANNUATION	339.90
DD21924.14	27/04/2021	TELSTRA SUPERANNUATION SCHEME	SUPERANNUATION	232.36
DD21924.15	27/04/2021	COMMONWEALTH ESSENTIAL SUPER	SUPERANNUATION	263.52
DD21924.16	27/04/2021	MY NORTH SUPER A/T WEALTH PERSONAL SUPERANNUATION & PENSION FUN	SUPERANNUATION	517.88
DD21924.17	27/04/2021	SPIRIT SUPER/The Trustee for SPIRIT SUPER	SUPERANNUATION	363.88
DD21924.18	27/04/2021	BT SUPER FOR LIFE	SUPERANNUATION	446.31
DD21924.19	27/04/2021	HESTA	SUPERANNUATION	473.55
DD21924.20	27/04/2021	PRIME SUPER	SUPERANNUATION	219.44
DD21924.21	27/04/2021	IOOF EMPLOYER SUPER	SUPERANNUATION	228.53
DD21924.22	27/04/2021	TWU SUPERANNUATION FUND	SUPERANNUATION	221.25
DD21924.23	27/04/2021	LEGALSUPER	SUPERANNUATION	401.92
DD21924.24	27/04/2021	HOSTPLUS SUPERANNUATION FUND	SUPERANNUATION	4,229.12
DD21924.25	27/04/2021	AUSTRALIAN SUPER	SUPERANNUATION	3,365.74
DD21924.26	27/04/2021	MLC SUPER FUND	SUPERANNUATION	956.74
DD21924.27	27/04/2021	RETAIL EMPLOYEES SUPERANNUATION TRUST	SUPERANNUATION	1,375.17
DD21924.28	27/04/2021	SUNSUPER	SUPERANNUATION	231.33
DD21924.29	27/04/2021	ZURICH MASTER SUPERANNUATION FUND	SUPERANNUATION	296.53
1878	16/03/2021	WBC - CORPORATE MASTERCARD - BRADLEY LACEY	CREDIT CARD PURCHASES	1,305.98
1879	16/03/2021	WBC - CORPORATE MASTERCARD - D AMEDURI	CREDIT CARD PURCHASES	2,750.29
1880	16/03/2021	WBC - CORPORATE MASTERCARD - DAVID SCHMIDT	CREDIT CARD PURCHASES	367.98
1881	16/03/2021	WBC - CORPORATE MASTERCARD - DOUGLAS BRUCE	CREDIT CARD PURCHASES	2,592.34
1882	16/03/2021	WBC - CORPORATE MASTERCARD - DOUGLAS DARMAGO	CREDIT CARD PURCHASES	1,528.15
1883	16/03/2021	WBC - CORPORATE MASTERCARD - KERRY WILSON	CREDIT CARD PURCHASES	1,986.04
1884	16/03/2021	WBC - CORPORATE MASTERCARD - S FITZPATRICK	CREDIT CARD PURCHASES	133.98
1885	16/03/2021	WBC - CORPORATE MASTERCARD - T BEINHAEUER	CREDIT CARD PURCHASES	1,488.08
1886	16/03/2021	WBC - CORPORATE MASTERCARD - T ECKSTEIN	CREDIT CARD PURCHASES	992.21
1887	16/03/2021	WBC - CORPORATE MASTERCARD - W HARRIS	CREDIT CARD PURCHASES	411.45
1888	22/03/2021	AUSTRACLEAR LIMITED (ASX)	FINANCIAL SERVICES FEE	14.30
1889	29/03/2021	MACQUARIE BANK LIMITED - SYDNEY	TERM DEPOSIT INVESTMENT	2,500,000.00
1890	30/03/2021	MACQUARIE BANK LIMITED - SYDNEY	TERM DEPOSIT INVESTMENT	5,500,000.00
1891	07/04/2021	MACQUARIE BANK LIMITED - SYDNEY	TERM DEPOSIT INVESTMENT	1,500,000.00
1892	19/04/2021	WBC - CORPORATE MASTERCARD - BRADLEY LACEY	CREDIT CARD PURCHASES	17.00



Eastern Metropolitan Regional Council
CEO's DELEGATED PAYMENTS LIST
FOR THE MONTHS OF MARCH & APRIL 2021

Cheque / EFT No	Date	Payee		Amount
1893	19/04/2021	WBC - CORPORATE MASTERCARD - D AMEDURI	CREDIT CARD PURCHASES	2,572.89
1894	19/04/2021	WBC - CORPORATE MASTERCARD - DAVID SCHMIDT	CREDIT CARD PURCHASES	3,303.40
1895	19/04/2021	WBC - CORPORATE MASTERCARD - DOUGLAS BRUCE	CREDIT CARD PURCHASES	17.00
1896	19/04/2021	WBC - CORPORATE MASTERCARD - DOUGLAS DARMAGO	CREDIT CARD PURCHASES	4,781.92
1897	19/04/2021	WBC - CORPORATE MASTERCARD - FRANK HUA HIM KUA	CREDIT CARD PURCHASES	335.47
1898	19/04/2021	WBC - CORPORATE MASTERCARD - H LIEW	CREDIT CARD PURCHASES	17.00
1899	19/04/2021	WBC - CORPORATE MASTERCARD - IZABELLA KRZYSKO	CREDIT CARD PURCHASES	2,807.00
1900	19/04/2021	WBC - CORPORATE MASTERCARD - KERRY WILSON	CREDIT CARD PURCHASES	434.85
1901	19/04/2021	WBC - CORPORATE MASTERCARD - MARCUS GEISLER	CREDIT CARD PURCHASES	2,204.71
1902	19/04/2021	WBC - CORPORATE MASTERCARD - S FITZPATRICK	CREDIT CARD PURCHASES	145.98
1903	19/04/2021	WBC - CORPORATE MASTERCARD - SHAREE NICHOLSON	CREDIT CARD PURCHASES	302.00
1904	19/04/2021	WBC - CORPORATE MASTERCARD - T BEINHAEUER	CREDIT CARD PURCHASES	1,739.19
1905	19/04/2021	WBC - CORPORATE MASTERCARD - T ECKSTEIN	CREDIT CARD PURCHASES	1,409.16
1906	19/04/2021	WBC - CORPORATE MASTERCARD - W HARRIS	CREDIT CARD PURCHASES	1,072.80
1907	19/04/2021	WBC - CORPORATE MASTERCARD - Z WILLIAMSON	CREDIT CARD PURCHASES	201.42
SUB TOTAL				18,177,553.84
LESS CANCELLED EFTs & CHEQUES				
EFT46474	05/03/2021	ADVANTA SEEDS	REFUND OF PREPAYMENT EXCESS	-3,344.00
DD21736.1	16/03/2021	HOSTPLUS SUPERANNUATION FUND	SUPERANNUATION (PART BATCH DD 21735.22)	-326.19
SUB TOTAL				-3,670.19
TOTAL				18,173,883.65

All Employee Superannuation obligations for the periods March & April 2021 have been paid by the EMRC.



14.2 FINANCIAL REPORT FOR PERIOD ENDED 31 MARCH 2021

REFERENCE: D2021/07459

PURPOSE OF REPORT

The purpose of this report is to provide Council with an overview of the EMRC's financial performance for the period ended 31 March 2021.

KEY POINTS AND RECOMMENDATION(S)

- Significant year to date budget variances greater than 10% or \$20,000, whichever is the greater, within each nature and type category on the Statement of Financial Activity as at 31 March 2021 have been identified and are reported on in the body of the report.

Recommendation(s)

That Council receives the Statement of Comprehensive Income, Capital Expenditure Statement, Statement of Financial Position, Statement of Cash and Investments and the Investment Report for the period ended 31 March 2021.

SOURCE OF REPORT

Chief Financial Officer

BACKGROUND

It is a requirement of the *Local Government (Financial Management) Regulations 1996* (r.34) that a Local Government is to prepare and present to Council financial reports in such a form as the Local Government considers to be appropriate.

Submitted to each meeting of Council is a financial report and summaries which provide an overview of year to date budget performance for operating activities and capital works. Variances greater than 10% or \$20,000, whichever is the greater, within each nature and type category on the Statement of Comprehensive Income are reported on in the body of the report. Also included are end of year forecasts by nature and type for operating activities and end of year forecasts for each capital works project. These forecasts are reviewed regularly in order to provide an accurate forecast of the end of year result.

The half year budget review was undertaken during January/February 2021 and is reflected in this report.

REPORT

Outlined below are financial statements for the period ended 31 March 2021. Where possible the year to date monthly budget allocations will be reviewed in order to match the appropriate timing for the various projects budgeted to be undertaken. This will provide a better comparison between the year to date actual and year to date budget figures.

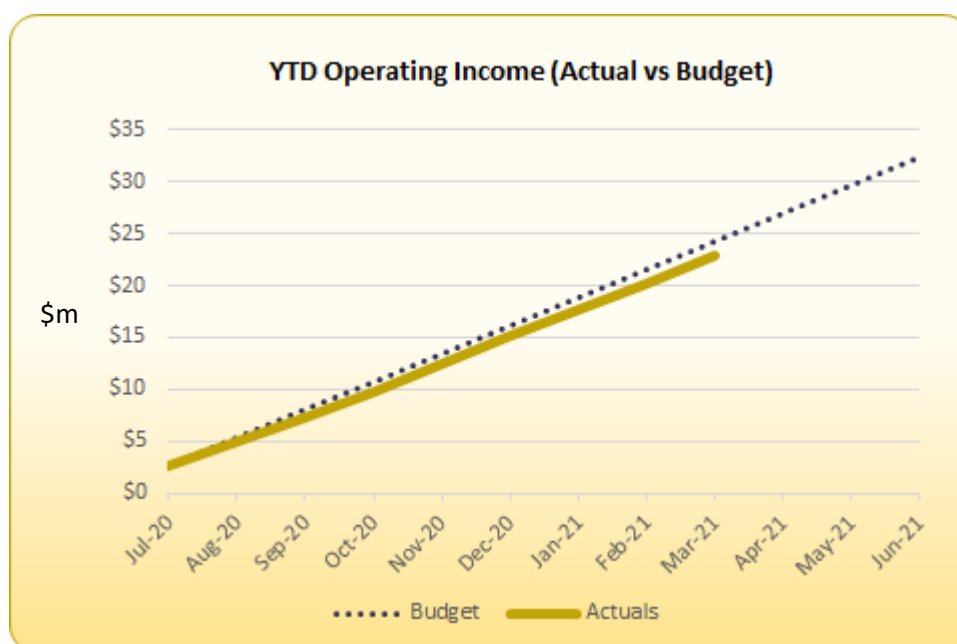


Item 14.2 continued

Statement of Comprehensive Income - Nature and Type (refer Attachment 1)

The net operating result as at 31 March 2021 is an unfavourable variance of \$272,047 (5.32%) against budget. The following information is provided on key aspects of Council's year to date financial performance:

<u>Operating Income</u>	<i>Actuals for the Year</i>	An unfavourable variance of \$1,214,777 (5.02%).
	<i>End of Year Forecast</i>	An unfavourable variance of \$1,355,277 (4.20%).



Operating Income variances previously reported to Council:

1. Year to date Net User Charges is \$2,154,213 (13.23%) below the budget of \$16,279,095. The variance is due to the lower than budgeted Commercial tonnages received as at 31 March 2021.
2. Year to date Contributions is \$81,024 (24.18%) above the budget of \$335,122. The variance is due to the carried forward contribution funds totalling \$71,738 relating to the Environmental Building Benchmarking Project not previously budgeted for as part of the 2020/2021 Annual Financial Budget.
3. Year to date Operating Grants is \$140,437 (112.35%) above the budget of \$125,000. The variance is primarily due to the carried forward of unspent grant funds totalling \$81,406 from the 2019/2020 financial year relating to various projects together with the following successful grant not previously budgeted for that have been received:
 - \$65,775 - Tackling the Troublesome Two Project; and
 - \$50,000 - Circular Economy Training and Capacity Building Project.

The full year for Operating Grants has been forecast to be below the annual budget by \$139,563 (33.63%). The variance is due to the reasons as outlined above together with grants totalling \$288,000 relating to the following projects that have not been received (associated costs relating specifically to these grants have also not been incurred).

- \$108,000 - Regional Spatial Mapping; and
- \$180,000 - Avon Descent.



Item 14.2 continued

4. The full year Interest Municipal Cash Investments has been forecast to be \$38,000 (22.35%) below the budget of \$170,000. The variance is due to the average lower level of cash now being held in the working account together with lower interest rates on investments being obtained. The average interest rate as at 31 March 2021 is 1.004% compared to the budgeted interest rate of 1.14%.
5. Year to date Interest on Restricted Cash Investments is \$117,676 (16.95%) below the budget of \$694,437. The variance is due to the lower interest rates on investments being obtained. The average interest rate as at 31 March 2021 is 1.004% compared to the budgeted interest rate of 1.14%.
6. Year to date Reimbursements is \$777,216 (82.12%) above the budget of \$946,433. The variance primarily relates to the reimbursement of costs that were not previously budgeted for relating to the purchase of caddies and liners on behalf of the City of Bayswater (\$555,834), insurance reimbursement for repair and business interruption losses resulting from fire damage to the Hamel Shredder that was used to process mattresses at the Hazelmere Resource Recovery Facility (HRRF), and, additional reimbursements from the management of the Coppin and Mathieson Transfer Stations which is based on a cost-plus basis and is reliant on the level of income generated from the sale of products at the sites.

The full year Reimbursements has been forecast to be above the annual budget by \$1,025,739 (96.73%).

7. The full year Other Income has been forecast to be \$407,716 (16.71%) below the budget of \$2,440,311. The variance is attributable to a \$0 forecast for electricity sales from the WWtE facility (compared to a budget of \$559,650), and the sale of products from the WWtE facility (\$0 forecast compared to a budget of \$112,500) due to the delay in the commissioning of the Wood Waste to Energy (WWtE) facility.

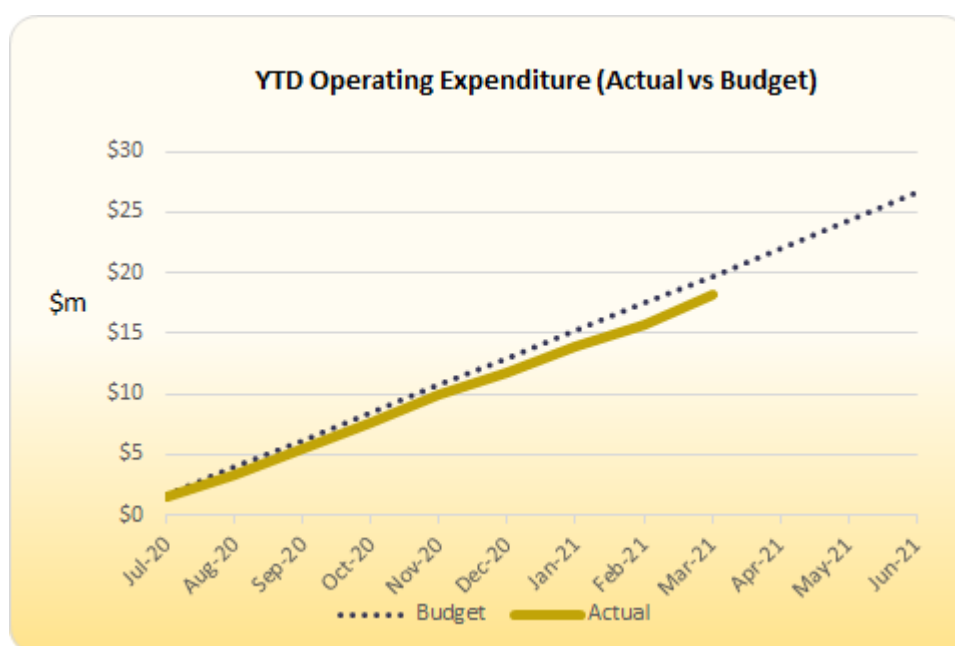
This is offset by additional income from the sale of products from the Class IV Cell (\$175,000 forecast compared to a budget of \$0), additional sales of products from the Woodwaste Project (\$807,716 forecast compared to a budget of \$700,000) and the additional sale of products from the Baywaste Transfer Station (\$60,000 forecast compared to a budget of \$0).

There were no further significant Operating Income variances as at 31 March 2021.



Item 14.2 continued

<u>Operating Expenditure</u>	Actuals for the Year	A favourable variance of \$942,730 (4.94%).
	End of Year Forecast	A favourable variance of \$1,124,299 (4.22%).



Operating Expenditure variances previously reported to Council:

1. The full year Contract Expenses has been forecast to be \$601,467 (10.69%) above the budget of \$5,627,716. The variance relates primarily to additional contract labour and material expenses of \$474,299 and additional legal expenses of \$160,190. The additional contract labour expense is primarily as a result of staff vacancies. This is reflected in an end of year forecast that is \$883,214 lower than budget in the salary expenses.
2. Year to date Material Expenses of \$1,342,460 is above the budget by \$291,665 (27.76%). The variance is attributable to the purchase of FOGO caddies and liners on behalf of the City of Bayswater that was not previously budgeted (\$555,834). A corresponding increase is in the reimbursement income which represents the recoup of costs from the City of Bayswater. The variance is off-set by expenditure lower than budget in the following directorates/business units: CEO's (\$11,285), Business Support (\$49,594), Operations (\$89,028) and Projects (\$109,459).

The full year Material Expenses has been forecast to be below the annual budget by \$354,599 (22.80%).

3. The full year Utility Expenses has been forecast to be \$64,562 (18.09%) below the budget of \$356,911. The variance relates primarily to the lower than budgeted electricity usage across the EMRC facilities together with anticipated savings based on renegotiated charges with the electricity supplier.
4. Year to date Fuel Expenses of \$424,943 is below the budget by \$66,355 (13.51%). The variance is attributable to the lower purchase price of distillate compared to budget together with the lower level of commercial tonnages received to date compared to budget.

The full year Fuel Expenses has been forecast to be below the budget by \$157,774 (19.07%).



Item 14.2 continued

5. Year to date Insurance Expenses of \$391,245 is above the budget by \$152,637 (63.97%). The variance is attributable to the repair costs (\$144,780) resulting from fire damage to the Hamel Shredder that was used to process mattresses at the Hazelmere Resource Recovery Facility (HRRF). This is off-set by a corresponding increase in reimbursement income from the insurance company.

The full year Insurance Expenses has been forecast to be above the budget by \$152,320 (47.83%).

6. Year to date Depreciation Expenses of \$3,217,460 is below the budget by \$401,159 (11.09%). The variance is principally due to the lower level of capital expenditure as at 31 March 2021 (\$9,401,254 compared to the forecast budget of \$17,333,155 and adopted budget of \$19,616,114).

The full year Depreciation Expenses has been forecast to be \$969,477 (17.51%) below the budget of \$5,537,697.

7. Year to date Miscellaneous Expenses (excluding the Landfill Levy expense) has been forecast to be \$116,744 (14.18%) below the budget of \$823,134. This variance is attributable to the lower level of travel and accommodation expenses (\$4,110 compared to a budget of \$30,242), lower contribution expenses (\$14,793 compared to a budget of \$36,222), lower internet service provider expenses (\$39,006 compared to a budget of \$60,975) and lower other miscellaneous expenses across all directorates of the EMRC (\$648,482 compared to a budget of \$695,695).

The full year Miscellaneous Expenses (excluding the Landfill Levy expenses) has been forecast to be \$195,622 (15.12%) below the budget of \$1,293,452. This variance is attributable to the lower level of travel and accommodation expenses (\$39,690 compared to a budget of \$66,774), Advertising Expenses (\$167,875 compared to a budget of \$192,509), lower contribution expenses (\$28,000 compared to a budget of \$55,000), lower internet service provider expenses (\$83,104 compared to a budget of \$104,104) and lower general miscellaneous expenses across all directorates of the EMRC (\$779,161 compared to a budget of \$875,065).

8. The full year Cost Allocations has been forecast to be \$127,186 (14.89%) below the budget of \$854,401. This variance relates specifically to internal costs allocated to various capital expenditure projects that were budgeted to utilise the EMRC's plant and have subsequently been reduced as part of the half year budget review process.

There were no further significant Operating Expenditure variances as at 31 March 2021.

**Other
Comprehensive
Income**

Actuals for the Year

Nil.

End of Year Forecast

An unfavourable variance of \$4,966,676.

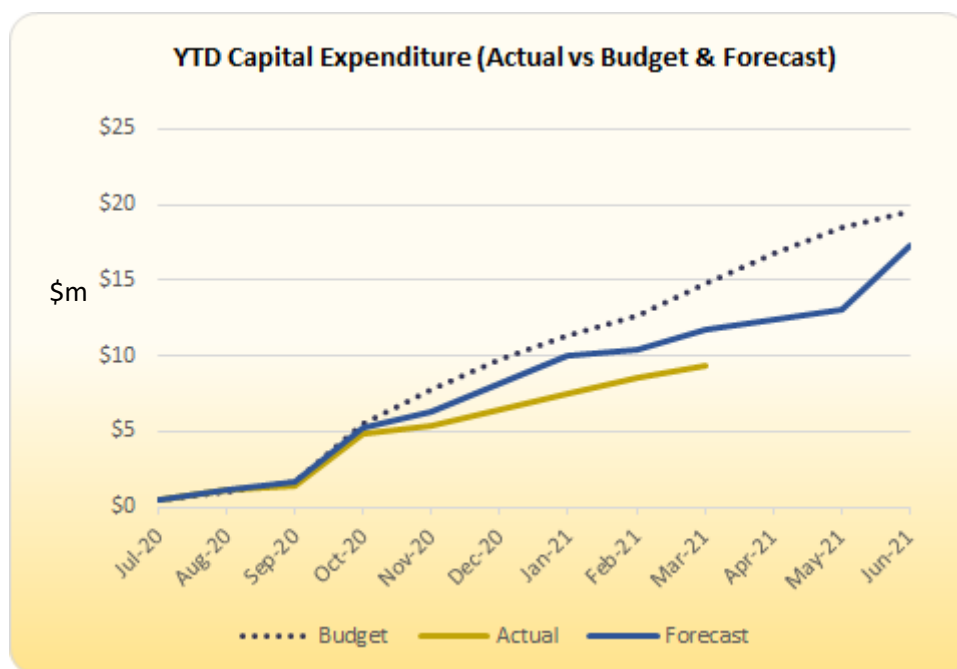
This represents the distribution to member Councils being the forecast value equivalent to the Secondary Waste charge paid by member Councils during the 2020/2021 financial year.



Item 14.2 continued

Capital Expenditure Statement (refer Attachment 2)

<u>Capital Expenditure</u>	<i>Actuals for the Year</i>	An underspent variance of \$2,338,071.
	<i>End of Year Forecast</i>	An underspent variance of \$2,282,959.



Capital Expenditure variances:

An underspent variance of \$2,338,071 existed as at 31 March 2021 when compared to the year to date reviewed budget forecast of \$11,739,325. An underspend of \$2,282,959 has been forecast as at year end compared to the budget of \$19,616,114.

Major capital expenditures to 31 March 2021 include:

- Purchase Waste Management Land - Red Hill Landfill Facility (RHLF) - \$2,015,907;
- Develop Lots 8, 9 & 10 For Future Waste Activities - RHLF - \$1,888,902;
- Construct Class III Cell - Stage 16 - RHLF - \$1,416,467;
- Purchase FOGO Processing Plant - RHLF - \$463,050;
- Construct and Commission HRRP - WWtE Building - \$405,851;
- Refurbish Plant - Hazelmere Resource Recovery Park (HRRP) - \$404,984;
- Purchase / Replace Plant - HRRP - \$344,817;
- Purchase Plant and Equipment - HRRP - WWtE - \$320,013;
- Construct Leachate and Stormwater Infrastructure and Siltation Ponds - RHLF - \$292,191;
- Purchase / Replace Plant - RHLF - \$246,372;
- Purchase/Replace Vehicles - Ascot Place and RHLF - \$239,573;
- Construct Site Infrastructure - HRRP - \$223,112;
- Implementation of the FOGO Recovery Strategy - RHLF - \$218,720;
- Construct Site Workshop - HRRP - \$193,350; and
- Construct Access Road to Lots 8, 9 and 10 - RHLF - \$122,858.



Item 14.2 continued

Major capital expenditure projects that are underspent compared to the year to date budget as at 31 March 2021 include:

- Purchase / Replace Plant - RHLF - \$935,000;
- Construct Class III Cell - Stage 16 - RHLF - \$847,038;
- Construct WWtE Utilities/Infrastructure - HRRP - \$330,049.
- Purchase WWtE Plant and Equipment - HRRP - \$300,188.
- Capital Improvement Ascot Place Administration Building - \$238,629;
- Purchase / Replace Minor Plant & Equipment - RHLF - \$220,788; and
- Purchase Information Technology and Communications Equipment - \$212,276.

The underspends are principally due to the timing of the projects and/or purchases. It is expected that capital expenditure provisions will be utilised during the year, and will be in line with budget or forecast provisions as applicable.

The capital expenditure budget spread for 2020/2021 is constantly reviewed to provide a more accurate indication of when capital expenditure projects and purchases have been programmed to be undertaken for reporting and cash flow purposes.

The Capital Expenditure budgets as at year end have been reviewed throughout the year and in particular as part of the half year budget review undertaken during January/February 2021 in order to reflect the actual timing of various projects and match expenditure requirements in relation to tonnage forecasts.

Full Year Capital Expenditure has been forecast to be \$2,282,959 (11.64%) below the budget of \$19,616,114.

Significant reductions to capital budgets where savings have been achieved, or where project expenditure has been deferred due to delays and/or carried forward or not required include the following:

- Liquid Waste Project - Red Hill Landfill Facility (RHLF) - \$1,500,000 (c/fwd);
- Construct Workshop No 3 - RHLF - \$624,811 (c/fwd);
- Construct Class III Cell Stage 16 - RHLF - \$574,285;
- Liquid Waste Project Plant - Red Hill Landfill Facility (RHLF) - \$550,000 (c/fwd);
- WWtE Plant and Equipment - HRRP - \$526,027 (\$373,363 c/fwd);
- Woodwaste to Energy Project (WWtE) Utilities / Infrastructure - HRRP - \$428,969 (\$340,000 c/fwd);
- Purchase / Replace Plant - RHLF - \$428,148 (c/fwd);
- Purchase / Replace Minor Plant & Equipment - RHLF - \$260,562;
- Construct Class III Cell Stage 17 - RHLF - \$250,000 (c/fwd);
- Construct Hazelmere Resource Recovery Park (HRRP) - Reuse Store Infrastructure - \$250,000;
- Purchase Waste Management Land - RHLF - \$219,093;
- Upgrade Power Supply to Workshop No 2 - RHLF - \$210,000 (c/fwd);
- Construct Drainage Diversion & Infrastructures - RHLF - \$200,000 (\$100,000 c/fwd).

This is offset by an increase in the following Capital Expenditure budget provision following a review of the capital expenditure program:

- Construct Site Workshop (HRRP) - \$1,465,750;
This was subject to a confidential report submitted to Council and approved by Council at its meeting held on 17 September 2020.



Item 14.2 continued

- Refurbish Plant - HRRP - \$404,984;
This expenditure relates to the refurbishment of plant that was expected to be completed and provided for in the previous financial year (2019/2020). There was no carried forward provision made in the 2020/2021 financial year for this expenditure and the resulting 2019/2020 total expenditure was below the expected forecast.
- Construct Access Road and Develop Lots 8, 9 & 10 - RHLF - \$372,039;
This expenditure relates to the construction of the access road and development of Lots 8, 9 & 10 at the RHLF that was expected to be completed and provided for in the previous financial year (2019/2020). There was no carried forward provision made in the 2020/2021 financial year for this expenditure and the resulting 2019/2020 total expenditure was below the expected forecast.
- Purchase FOGO Processing Plant - RHLF - \$315,000;
This additional expenditure relates to the purchase of the FOGO Processing Plant at the RHLF that was expected to be purchased in the previous financial year (2019/2020). There was no carried forward provision made in the 2020/2021 financial year for this expenditure and the resulting 2019/2020 total expenditure was below the budgeted provision.
- Air Pollution Control Residue Facility (APCR) - RHLF - \$300,000;
This expenditure relates to the set up and licencing costs for the construction of the APCR facility for the acceptance of fly-ash material at the RHLF. This project will be subject to a Business Plan and authorisation by Council.
- Gas Extraction System Wells - RHLF - \$260,562;
This expenditure is associated with the EMRC's contracted share of the gas extraction wells. Funding is provided from the Purchase / Replace Minor Plant & Equipment provision which has been reduced by the same amount.
- WWtE Building (HRRP) - \$250,593;
This expenditure relates to the correct allocation of budget provisions for the class of asset relating to the WWtE project. This off-sets the WWtE budgeted provisions for Utilities / Infrastructure and Plant and Equipment.
- Implementation of the FOGO Recovery Strategy - RHLF - \$230,000;
This was subject to a report submitted to Council and approved by Council at its meeting held on 17 September 2020 for the permanent FOGO facility.

Statement of Financial Position (refer Attachment 3)

The Statement of Financial Position shows the overall impact of actual balances compared with budget provisions and end of year forecasts for operating and capital works activities.

Total Equity as at 31 March 2021 totals \$189,292,189. This is an increase of \$4,840,309 from the 30 June 2020 equity of \$184,451,880 and represents the net change in assets from operations.

It has been forecast that Total Equity as at 30 June 2021 will be below the original budget of \$190,233,375 by \$5,197,654.



Item 14.2 continued

Statement of Cash and Investments (refer Attachment 4)

The level of cash and investments in the Municipal Fund as at 31 March 2021 is \$6,946,829 and Restricted Cash amount to \$76,869,458.

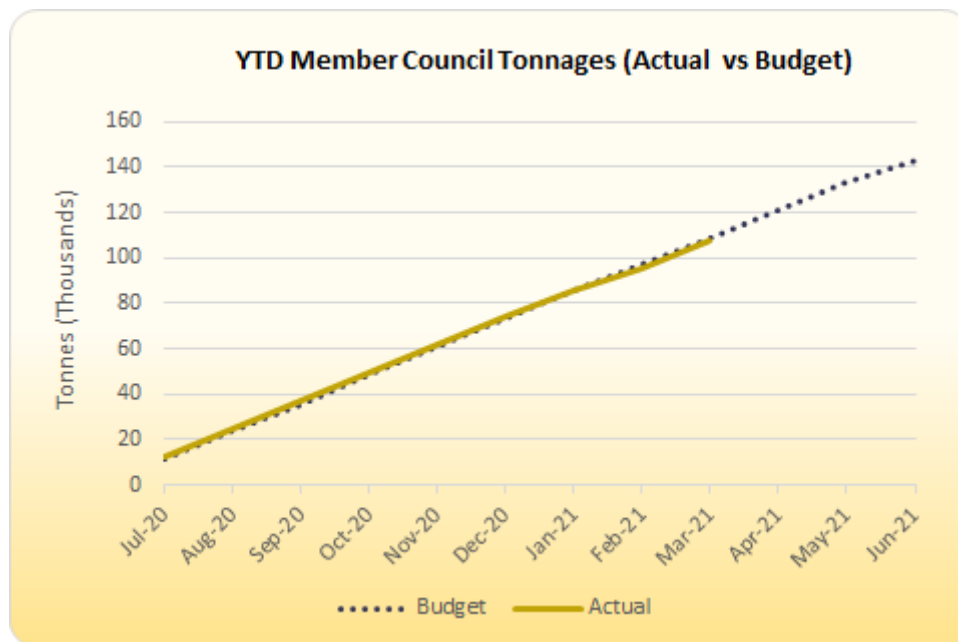
The net movement for the month is an increase of \$657,653.

It has been forecast that Total Cash and Investments as at 30 June 2021 will be below the original budget of \$72,192,491 by \$3,924,980.

Investment Report (refer Attachment 5)

Term deposits valued at \$8,000,000 matured during March 2021. This was reinvesting into further term deposits.

Tonnages - Member Councils

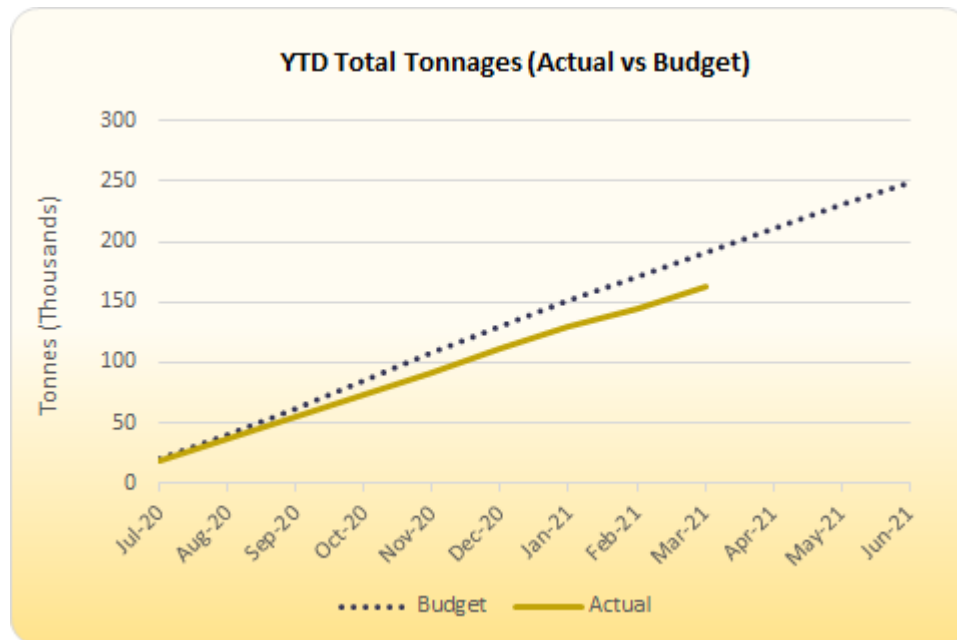


YTD tonnages received from member Councils total 107,827 compared to the budget of 108,629. As at the same period in 2019/2020 tonnages from member Councils totalled 104,130.



Item 14.2 continued

Tonnages - Total Tonnages



YTD total tonnages received from all source total 162,736 compared to the budget of 191,631. As at the same period in 2019/2020 tonnages received from all sources totalled 180,232.

STRATEGIC/POLICY IMPLICATIONS

Key Result Area 3 - Good Governance

- 3.3 To provide responsible and accountable governance and management of the EMRC
- 3.4 To continue to improve financial and asset management practices

FINANCIAL IMPLICATIONS

As outlined within the report and attachments.

SUSTAINABILITY IMPLICATIONS

Nil



Item 14.2 continued

RISK MANAGEMENT

RISK: Non-compliance with Financial Regulations		
Consequence	Likelihood	Rating
Moderate	Unlikely	Moderate
Action / Strategy		
<ul style="list-style-type: none"> The financial report is scrutinised by the EMRC Council to ensure that all statutory requirements are met. Internal Audit reviews to ensure compliance with Financial Regulations. External Audit confirms compliance. 		

MEMBER COUNCIL IMPLICATIONS

Member Council	Implication Details
Town of Bassendean City of Bayswater City of Belmont City of Kalamunda Shire of Mundaring City of Swan	} As outlined in the report.

ATTACHMENT(S)

1. Statement of Comprehensive Income by Nature and Type (Ref: D2021/08040)
2. Capital Expenditure Statement (Ref: D2021/08323)
3. Statement of Financial Position (Ref: D2021/08324)
4. Statement of Cash and Investments (Ref: D2021/08325)
5. Investment Report (Ref: D2021/08326)

VOTING REQUIREMENT

Simple Majority



Item 14.2 continued

RECOMMENDATION(S)

That Council receives the Statement of Comprehensive Income, Capital Expenditure Statement, Statement of Financial Position, Statement of Cash and Investments and the Investment Report for the period ended 31 March 2021.

COUNCIL RESOLUTION(S)

MOVED CR

SECONDED CR



STATEMENT OF COMPREHENSIVE INCOME

Nature and Type

MARCH 2021

Year to Date				Full Year			
Actual	Budget	Variance		Forecast	Budget	Variance	
Operating Income							
\$23,980,125	\$27,157,377	(\$3,177,252)	(U)	User Charges	\$32,432,708	\$35,838,110	(\$3,405,402) (U)
(\$9,855,243)	(\$10,878,282)	\$1,023,039	(F)	<u>Less</u> Landfill Levy Charges	(\$13,141,915)	(\$14,504,393)	\$1,362,478 (F)
\$14,124,882	\$16,279,095	(\$2,154,213)	(U)	Net User Charges	\$19,290,793	\$21,333,717	(\$2,042,924) (U)
\$364,218	\$370,429	(\$6,211)	(U)	Special Charges	\$492,618	\$482,683	\$9,935 (F)
\$3,861,579	\$3,764,775	\$96,804	(F)	Secondary Waste Charge	\$4,966,676	\$4,738,691	\$227,985 (F)
\$416,146	\$335,122	\$81,024	(F)	Contributions	\$430,071	\$423,955	\$6,116 (F)
\$265,437	\$125,000	\$140,437	(F)	Operating Grants	\$275,437	\$415,000	(\$139,563) (U)
\$87,624	\$90,000	(\$2,376)	(U)	Interest Municipal Cash Investments	\$132,000	\$170,000	(\$38,000) (U)
\$576,761	\$694,437	(\$117,676)	(U)	Interest Restricted Cash Investments	\$940,126	\$929,975	\$10,151 (F)
\$1,723,649	\$946,433	\$777,216	(F)	Reimbursements	\$2,086,129	\$1,060,390	\$1,025,739 (F)
\$1,296,483	\$1,316,992	(\$20,509)	(U)	Other	\$2,032,595	\$2,440,311	(\$407,716) (U)
\$245,727	\$255,000	(\$9,273)	(U)	Proceeds from Sale of Assets	\$268,000	\$275,000	(\$7,000) (U)
\$22,962,506	\$24,177,283	(\$1,214,777)	(U)	Total Operating Income	\$30,914,445	\$32,269,722	(\$1,355,277) (U)
Operating Expenditure							
\$7,599,036	\$8,097,376	\$498,340	(F)	Salary Expenses	\$9,918,067	\$10,801,281	\$883,214 (F)
\$3,865,276	\$4,078,191	\$212,915	(F)	Contract Expenses	\$6,229,183	\$5,627,716	(\$601,467) (U)
\$1,342,460	\$1,050,795	(\$291,665)	(U)	Material Expenses	\$1,910,088	\$1,555,489	(\$354,599) (U)
\$219,089	\$237,672	\$18,583	(F)	Utility Expenses	\$292,349	\$356,911	\$64,562 (F)
\$424,943	\$491,298	\$66,355	(F)	Fuel Expenses	\$669,409	\$827,183	\$157,774 (F)
\$391,245	\$238,608	(\$152,637)	(U)	Insurance Expenses	\$470,804	\$318,484	(\$152,320) (U)
\$3,217,460	\$3,618,619	\$401,159	(F)	Depreciation Expenses	\$4,568,220	\$5,537,697	\$969,477 (F)
\$706,390	\$823,134	\$116,744	(F)	Miscellaneous Expenses	\$1,097,830	\$1,293,452	\$195,622 (F)
\$590,051	\$645,477	\$55,426	(F)	Provision Expenses	\$813,480	\$900,658	\$87,178 (F)
(\$420,667)	(\$422,333)	(\$1,666)	(U)	Costs Allocated	(\$727,215)	(\$854,401)	(\$127,186) (U)
\$186,914	\$206,090	\$19,176	(F)	Carrying Amount of Assets Disposed Of	\$250,694	\$252,738	\$2,044 (F)
\$18,122,197	\$19,064,927	\$942,730	(F)	Total Operating Expenditure	\$25,492,909	\$26,617,208	\$1,124,299 (F)
\$4,840,309	\$5,112,356	(\$272,047)	(U)	NET RESULT BEFORE OTHER COMPREHENSIVE INCOME	\$5,421,536	\$5,652,514	(\$230,978) (U)
Surplus	Surplus			Surplus	Surplus		
Realised/Unrealised (Gain)/Loss From Change in Fair Value of Investments							
\$0	\$0	\$0	(F)	Unrealised (Gain)/Loss	\$0	\$0	\$0 (F)
\$0	\$0	\$0	(F)	Realised (Gain)/Loss	\$0	\$0	\$0 (F)
\$0	\$0	\$0	(F)	Total (Gain)/Loss from change in Fair Value of Investments	\$0	\$0	\$0 (F)
Other Comprehensive Income							
\$0	\$0	\$0	(F)	Revaluation of Assets/Accumulated Depreciation Reversal	\$0	\$0	\$0 (F)
\$0	\$0	\$0	(F)	Other Comprehensive Income	\$0	\$0	\$0 (F)
\$0	\$0	\$0	(F)	Distribution to Member Councils	\$4,966,676	\$0	(\$4,966,676) (U)
\$0	\$0	\$0	(F)	Total Other Comprehensive Income	\$4,966,676	\$0	(\$4,966,676) (U)
\$4,840,309	\$5,112,356	\$272,047	(U)	CHANGE IN NET ASSETS FROM OPERATIONS	\$454,860	\$5,652,514	(\$5,197,654) (U)
Surplus	Surplus			Surplus	Surplus		

Notes:

1. User Charges - include member Councils and casual users pertaining to waste, risk management and environmental services fees and charges;
2. Special Charges - Waste Education Levy;
3. Contributions - member Councils' contributions to projects and services;
4. Operating Grants - grant income predominantly from government agencies; and
5. Other Operating Income - includes income from the sale of products;

(F) denotes Favourable variance and (U) denotes Unfavourable variance

CAPITAL EXPENDITURE STATEMENT

MARCH 2021

Year to Date			On Order		Full Year		
Actual	Budget	Variance			Forecast	Budget	Variance
Business Support							
\$120,741	\$200,000	\$79,259	\$891	Purchase Vehicles - Ascot Place (24440/00)	\$129,000	\$200,000	\$71,000
\$0	\$30,000	\$30,000	\$0	Purchase Furniture Fittings & Equipment - Corporate Services (24510/01)	\$10,000	\$62,000	\$52,000
\$21,724	\$234,000	\$212,276	\$0	Purchase Information Technology & Communication Equipment (24550/00)	\$464,000	\$405,000	(\$59,000)
\$13,421	\$252,050	\$238,629	\$520	Capital Improvement Administration Building - Ascot Place (25240/01)	\$13,500	\$308,000	\$294,500
\$0	\$5,000	\$5,000	\$0	Upgrade Security Equipment - Ascot Place (25530/01)	\$5,000	\$5,000	\$0
\$155,886	\$721,050	\$565,164	\$1,411		\$621,500	\$980,000	\$358,500



CAPITAL EXPENDITURE STATEMENT

MARCH 2021

Year to Date			On Order		Full Year		
Actual	Budget	Variance			Forecast	Budget	Variance
Sustainability Team							
\$45,979	\$0	(\$45,979)	\$0	Purchase Polystyrene Compactor (Grant allocation) - Waste Education (24410/13)	\$44,990	\$0	(\$44,990)
\$45,979	\$0	(\$45,979)	\$0		\$44,990	\$0	(\$44,990)



CAPITAL EXPENDITURE STATEMENT

MARCH 2021

Year to Date			On Order		Full Year		
Actual	Budget	Variance			Forecast	Budget	Variance
Operations Team							
\$0	\$25,000	\$25,000	\$0	Air Supply lines - Waste Management Structures - Red Hill Landfill Facility (24399/10)	\$25,000	\$75,000	\$50,000
\$38,379	\$0	(\$38,379)	\$222,183	Gas Extraction System Wells - Red Hill Landfill Facility (24399/20)	\$260,562	\$0	(\$260,562)
\$246,372	\$1,181,372	\$935,000	\$0	Purchase / Replace Plant - Red Hill Landfill Facility (24410/00)	\$1,506,842	\$1,935,000	\$428,158
\$344,817	\$415,000	\$70,183	\$229,400	Purchase / Replace Plant - Hazelmere (24410/01)	\$595,000	\$595,000	\$0
\$52,072	\$272,860	\$220,788	\$61,200	Purchase / Replace Minor Plant and Equipment-Red Hill Landfill Facility (24420/00)	\$264,438	\$525,000	\$260,562
\$0	\$20,000	\$20,000	\$0	Purchase / Replace Minor Plant and Equipment - Hazelmere (24420/02)	\$34,000	\$34,000	\$0
\$118,832	\$129,000	\$10,168	\$891	Purchase / Replace Vehicles - Red Hill Landfill Facility (24430/00)	\$132,000	\$129,000	(\$3,000)
\$5,315	\$0	(\$5,315)	\$0	Purchase / Replace Office Equipment - Red Hill Landfill Facility (24510/08)	\$5,315	\$0	(\$5,315)
\$0	\$10,000	\$10,000	\$0	Purchase Fire Fighting System/Equipment - Hazelmere (24520/07)	\$5,000	\$10,000	\$5,000
\$13,340	\$170,000	\$156,660	\$15,180	Purchase / Replace Security System - Red Hill Waste Management Facility (24530/08)	\$13,500	\$170,000	\$156,500
\$11,356	\$61,356	\$50,000	\$0	Purchase / Replace Other Equipment - Red Hill Landfill Facility (24590/00)	\$74,685	\$80,000	\$5,315
\$78,158	\$0	(\$78,158)	\$0	Refurbish Plant - Red Hill Landfill Facility (25410/00)	\$78,158	\$0	(\$78,158)
\$404,984	\$0	(\$404,984)	\$0	Refurbish Plant - Hazelmere (25410/01)	\$404,984	\$0	(\$404,984)
\$1,313,625	\$2,284,588	\$970,963	\$528,854		\$3,399,484	\$3,553,000	\$153,516

CAPITAL EXPENDITURE STATEMENT

MARCH 2021

Year to Date			On Order		Full Year		
Actual	Budget	Variance			Forecast	Budget	Variance
Projects Team							
\$2,015,907	\$2,015,907	\$0	\$0	Purchase Waste Management Land (24150/02)	\$2,015,907	\$2,235,000	\$219,093
\$0	\$20,000	\$20,000	\$0	Construct Waste Management Facility Buildings - Red Hill Landfill Facility (24250/01)	\$20,000	\$200,000	\$180,000
\$32,528	\$175,689	\$143,162	\$78,241	Construct Workshop No 3 - Red Hill Landfill Facility (24250/08)	\$175,689	\$800,500	\$624,811
\$405,851	\$181,750	(\$224,101)	\$10,700	Construct Wood Waste to Energy Building - HRRP (24259/05)	\$432,343	\$181,750	(\$250,593)
\$57,837	\$100,000	\$42,163	\$0	Construct Community Recycling Centre (CRC) - HRRP (24259/06)	\$65,000	\$100,000	\$35,000
\$103,089	\$100,000	(\$3,089)	\$19,750	Construct Commercial Transfer Station - HRRP (24259/10)	\$135,000	\$100,000	(\$35,000)
\$193,350	\$0	(\$193,350)	\$955,015	Construct Site Workshop - HRRP (24259/13)	\$1,465,750	\$0	(\$1,465,750)
\$0	\$40,000	\$40,000	\$0	Upgrade Power Supply to Workshop No 2 - Red Hill Landfill Facility (24259/15)	\$40,000	\$250,000	\$210,000
\$0	\$0	\$0	\$0	Construct Wood Waste to Energy Building (Pre-Commissioning) - HRRP (24259/18)	\$523,130	\$0	(\$523,130)
\$3,240	\$0	(\$3,240)	\$0	Construct Class III Cell Stage 14 - Red Hill Landfill Facility (24310/12)	\$3,240	\$0	(\$3,240)
\$1,416,467	\$2,263,505	\$847,038	\$961,762	Construct Class III Cell Stage 16 - Red Hill Landfill Facility (24310/19)	\$3,171,717	\$3,746,002	\$574,285
\$0	\$0	\$0	\$0	Construct Class III Cell Stage 17 - Red Hill Landfill Facility (24310/21)	\$0	\$250,000	\$250,000
\$0	\$0	\$0	\$0	Design and Construct Class IV Cell Stage 3 - Red Hill Landfill Facility (24330/05)	\$150,000	\$0	(\$150,000)

CAPITAL EXPENDITURE STATEMENT

MARCH 2021

Year to Date			On Order		Full Year		
Actual	Budget	Variance			Forecast	Budget	Variance
Projects Team							
\$292,191	\$290,000	(\$2,191)	\$201,939	Construct Leachate and Stormwaste Infrastructure and Siltation Ponds - Red Hill Landfill Facility (24350/01)	\$315,000	\$400,000	\$85,000
\$0	\$124,401	\$124,401	\$24,998	Construct Roads / Carparks - Red Hill Landfill Facility (24370/00)	\$124,401	\$124,401	\$0
\$122,858	\$50,000	(\$72,858)	\$0	Construct Access Road to Lots 8 9 10 - Red Hill Landfill Facility (24370/02)	\$250,000	\$50,000	(\$200,000)
\$0	\$50,000	\$50,000	\$0	Construct Drainage Diversion and Earthworks Infrastructures - Red Hill Landfill Facility (24380/00)	\$50,000	\$250,000	\$200,000
\$0	\$0	\$0	\$0	Construct Litter Fence - Redhill Landfill Facility (24394/05)	\$0	\$50,000	\$50,000
\$0	\$100,000	\$100,000	\$0	Resource Recovery Park - Noise Control Fencing (24394/06)	\$150,000	\$150,000	\$0
\$0	\$0	\$0	\$0	Construct Hardstand and Road - Hazelmere (24395/01)	\$0	\$55,000	\$55,000
\$92,426	\$0	(\$92,426)	\$0	Construct FOGO Processing Area - Red Hill Landfill Facility (24395/05)	\$188,000	\$0	(\$188,000)
\$0	\$0	\$0	\$0	Undertake FOGO Reference Site Tours (24395/06)	\$0	\$62,500	\$62,500
\$218,720	\$0	(\$218,720)	\$0	Implementation of the FOGO Recovery Strategy (24395/07)	\$230,000	\$0	(\$230,000)
\$22,000	\$20,000	(\$2,000)	\$0	Construct Monitoring Bores - Red Hill Landfill Facility (24396/00)	\$22,000	\$20,000	(\$2,000)
\$223,112	\$300,000	\$76,888	\$220,572	Construct Site Infrastructure - HRRP (24399/01)	\$450,000	\$300,000	(\$150,000)
\$0	\$0	\$0	\$0	Construct Reuse Store Infrastructure (Car Park) - HRRP (24399/07)	\$0	\$250,000	\$250,000
\$14,224	\$344,273	\$330,049	\$80	Wood Waste to Energy Utilities/Infrastructure - HRRP (24399/11)	\$86,031	\$515,000	\$428,969



CAPITAL EXPENDITURE STATEMENT

MARCH 2021

Year to Date			On Order	Full Year			
Actual	Budget	Variance		Forecast	Budget	Variance	
Projects Team							
\$0	\$0	\$0	\$0	Liquid Waste Project - Red Hill Landfill Facility (24399/16)	\$150,000	\$1,650,000	\$1,500,000
\$1,888,902	\$1,787,961	(\$100,941)	\$353,922	Develop Lots 8 9 & 10 For Future Waste Activities - Red Hill Landfill Facility (24399/19)	\$1,960,000	\$1,787,961	(\$172,039)
\$0	\$0	\$0	\$0	Air Pollution Control Residue Facility (APCR) - Red Hill Landfill Facility (24399/21)	\$300,000	\$0	(\$300,000)
\$320,013	\$620,201	\$300,188	\$262,995	Purchase Wood Waste to Energy Plant & Equipment - HRRP (24410/03)	\$328,973	\$855,000	\$526,027
\$463,050	\$150,000	(\$313,050)	\$1,500	Purchase FOGO Processing Plant - Red Hill Landfill Facility (24410/10)	\$465,000	\$150,000	(\$315,000)
\$0	\$0	\$0	\$0	Liquid Waste Project Plant - Red Hill Landfill Facility (24410/11)	\$0	\$550,000	\$550,000
\$7,885,764	\$8,733,687	\$847,923	\$3,091,473		\$13,267,181	\$15,083,114	\$1,815,933
\$9,401,254	\$11,739,325	\$2,338,071	\$3,621,738	TOTAL CAPITAL EXPENDITURE	\$17,333,155	\$19,616,114	\$2,282,959



STATEMENT OF FINANCIAL POSITION

MARCH 2021

Actual June 2020	Actual Year to Date	(F) = Favourable variation (U) = Unfavourable variation	Full Year			
			Forecast	Budget	Variance	
Current Assets						
\$1,102,124	\$3,893,243	Cash and Cash Equivalents	\$2,184,622	\$1,109,530	\$1,075,092	(F)
\$85,324,608	\$79,923,044	Investments	\$66,082,961	\$71,082,961	(\$5,000,000)	(U)
\$2,987,058	\$4,281,834	Trade and Other Receivables	\$2,716,470	\$2,716,470	\$0	(F)
\$39,035	\$40,441	Inventories	\$54,739	\$54,739	\$0	(F)
\$67,382	\$457,117	Other Assets	\$42,555	\$42,555	\$0	(F)
\$89,520,206	\$88,595,679	Total Current Assets	\$71,081,347	\$75,006,255	(\$3,924,908)	(U)
Current Liabilities						
\$6,160,299	\$5,802,292	Trade and Other Payables	\$5,541,725	\$5,541,725	\$0	(F)
\$1,835,255	\$1,835,255	Provisions	\$1,676,448	\$1,676,448	\$0	(F)
\$7,995,554	\$7,637,547	Total Current Liabilities	\$7,218,173	\$7,218,173	\$0	(F)
\$81,524,652	\$80,958,132	Net Current Assets	\$63,863,174	\$67,788,082	(\$3,924,908)	(U)
Non Current Assets						
\$50,570,000	\$52,585,907	Land	\$52,585,881	\$52,805,000	(\$219,119)	(U)
\$7,292,678	\$7,207,758	Buildings	\$11,531,053	\$11,071,240	\$459,813	(F)
\$21,123,020	\$19,485,952	Structures	\$29,080,838	\$30,764,213	(\$1,683,375)	(U)
\$12,895,549	\$13,464,953	Plant	\$18,914,812	\$18,788,644	\$126,168	(F)
\$606,150	\$540,470	Equipment	\$1,045,219	\$1,080,598	(\$35,379)	(U)
\$135,079	\$128,600	Furniture and Fittings	\$156,124	\$158,299	(\$2,175)	(U)
\$17,736,763	\$22,942,479	Work in Progress	\$13,405,473	\$13,411,330	(\$5,857)	(U)
\$110,359,239	\$116,356,119	Total Non Current Assets	\$126,719,400	\$128,079,324	(\$1,359,924)	(U)
Non Current Liabilities						
\$7,432,011	\$8,022,062	Provisions	\$5,546,853	\$5,634,031	\$87,178	(F)
\$7,432,011	\$8,022,062	Total Non Current Liabilities	\$5,546,853	\$5,634,031	\$87,178	(F)
\$184,451,880	\$189,292,189	Net Assets	\$185,035,721	\$190,233,375	(\$5,197,654)	(U)
Equity						
\$58,106,903	\$66,352,626	Accumulated Surplus/Deficit	\$75,379,157	\$75,379,157	\$0	(F)
\$75,968,089	\$75,968,089	Cash Backed Reserves	\$62,103,863	\$67,070,539	(\$4,966,676)	(U)
\$42,131,165	\$42,131,165	Asset Revaluation Reserve	\$42,131,165	\$42,131,165	\$0	(F)
\$8,245,723	\$4,840,309	Net change in assets from operations	\$5,421,536	\$5,652,514	(\$230,978)	(U)
\$184,451,880	\$189,292,189	Total Equity	\$185,035,721	\$190,233,375	(\$5,197,654)	(U)

CASH AND INVESTMENTS MARCH 2021

Actual June 2020	Actual Year to Date	(F) = Favourable variation (U) = Unfavourable variation	Full Year			
			Forecast	Budget	Variance	
Municipal Cash and Investments						
1,098,174	3,889,193	Cash at Bank - Municipal Fund 01001/00	2,180,672	1,105,580	1,075,092	(F)
3,950	4,050	Cash on Hand 01019/00 - 02	3,450	3,450	0	(F)
9,031,911	3,053,586	Investments - Municipal Fund 02021/00	3,369,737	2,988,240	381,497	(F)
10,134,035	6,946,829	Total Municipal Cash	5,553,859	4,097,270	1,456,589	(F)
Restricted Cash and Investments						
141,856	142,749	Restricted Investments - Plant and Equipment 02022/01	943,177	267,120	676,057	(F)
4,986,647	5,018,044	Restricted Investments - Post Closure Site Rehabilitation Red Hill 02022/02	3,470,685	3,525,256	(54,571)	(U)
18,263,389	18,702,015	Restricted Investments - Future Development 02022/03	15,357,384	15,072,575	284,809	(F)
2,350,987	2,365,790	Restricted Investments - Environmental Monitoring Red Hill 02022/04	1,515,163	1,545,172	(30,009)	(U)
46,892	47,187	Restricted Investments - Environmental Insurance Red Hill 02022/05	57,281	57,268	13	(F)
15,631	15,729	Restricted Investments - Risk Management 02022/06	15,695	15,699	(4)	(U)
649,866	653,958	Restricted Investments - Class IV Cells Red Hill 02022/07	595,260	710,295	(115,035)	(U)
321,607	0	Restricted Investments - Regional Development 02022/08	0	322,511	(322,511)	(U)
45,240,494	45,525,347	Restricted Investments - Secondary Waste Processing 02022/09	38,253,401	44,803,335	(6,549,934)	(U)
2,873,244	2,891,335	Restricted Investments - Class III Cells 02022/10	1,103,989	482,686	621,303	(F)
78,920	79,417	Restricted Investments - Building Refurbishment (Ascot Place) 02022/11	79,122	79,259	(137)	(U)
324,608	423,044	Restricted Investments - Accrued Interest 02022/19	298,461	189,362	109,099	(F)
0	0	Restricted Investments - Unrealised Loss/Gain on Investments 02022/20	0	0	0	(F)
998,556	1,004,843	Restricted Investments - Long Service Leave 02022/90	1,024,106	1,024,683	(577)	(U)
76,292,697	76,869,458	Total Restricted Cash	62,713,724	68,095,221	(5,381,497)	(U)
86,426,732	83,816,287	TOTAL CASH AND INVESTMENTS	68,267,583	72,192,491	(3,924,908)	(U)

The Cash at Bank - Municipal Fund represents the balance on the last day of the relevant month. Any portion of the balance available for investment is transferred into the Investment - Municipal Fund account in the following period. Funds held in the Cash at Bank - Municipal Fund continue to accrue interest as per the Westpac commercial rates.

EMRC Investment Report

March 2021

I. Overall Portfolio Limits				
S&P Long Term Rating	S&P Short Term Rating	% Portfolio	Investment Maximum %	
AAA	A-1+	76.10%	100.00%	
AA	A-1	11.32%	100.00%	
BBB	A-2	12.58%	15.00%	
		100.00%		

Investment by S&P Rating

S&P Rating	% Portfolio
A-1+	76.10%
A-1	11.32%
A-2	12.58%

II. Single Entity Exposure				
	S&P Long Term Rating	S&P Short Term Rating	% Portfolio	
AMP	BBB	A-2	4.40%	
ANZ Banking Group	AAA	A-1+	16.35%	
ME Bank	BBB	A-2	4.40%	*
NAB	AAA	A-1+	32.09%	
Rural Bank	BBB	A-2	0.00%	*
Westpac / St. George Bank	AAA	A-1+	27.67%	
Suncorp	AA	A-1	0.00%	*
Bank of Queensland	BBB	A-2	3.77%	
Macquarie Bank	AA	A-1	11.32%	
			100.00%	

* Non-Fossil Fuel ADI (Authorised Deposit Taking Institution)

III. Term to Maturity Framework			
Investment Policy Guidelines			
Maturity Profile	% Portfolio	% Min	% Max
Less Than 1 Year	100.00%	40%	100%
Greater than 1 year & less than or equal to 3 years	0.00%	0%	60%
	100.00%		

IV. Fossil Fuel Divestment	
Non-Fossil Fuel ADI's	% Portfolio
Fossil Fuel ADI's	4.40%
	95.60%
	100.00%

NB: This report is consistent with the reporting requirements of the Policy 3.3 - Management of Investments Policy



14.3 FINANCIAL REPORT FOR PERIOD ENDED 30 APRIL 2021

REFERENCE: D2021/07473

PURPOSE OF REPORT

The purpose of this report is to provide Council with an overview of the EMRC's financial performance for the period ended 30 April 2021.

KEY POINTS AND RECOMMENDATION(S)

- Significant year to date budget variances greater than 10% or \$20,000, whichever is the greater, within each nature and type category on the Statement of Financial Activity as at 30 April 2021 have been identified and are reported on in the body of the report.

Recommendation(s)

That Council receives the Statement of Comprehensive Income, Capital Expenditure Statement, Statement of Financial Position, Statement of Cash and Investments and the Investment Report for the period ended 30 April 2021.

SOURCE OF REPORT

Chief Financial Officer

BACKGROUND

It is a requirement of the *Local Government (Financial Management) Regulations 1996* (r.34) that a Local Government is to prepare and present to Council financial reports in such a form as the Local Government considers to be appropriate.

Submitted to each meeting of Council is a financial report and summaries which provide an overview of year to date budget performance for operating activities and capital works. Variances greater than 10% or \$20,000, whichever is the greater, within each nature and type category on the Statement of Comprehensive Income are reported on in the body of the report. Also included are end of year forecasts by nature and type for operating activities and end of year forecasts for each capital works project. These forecasts are reviewed regularly in order to provide an accurate forecast of the end of year result.

The half year budget review was undertaken during January/February 2021 and is reflected in this report.

REPORT

Outlined below are financial statements for the period ended 30 April 2021. Where possible the year to date monthly budget allocations will be reviewed in order to match the appropriate timing for the various projects budgeted to be undertaken. This will provide a better comparison between the year to date actual and year to date budget figures.

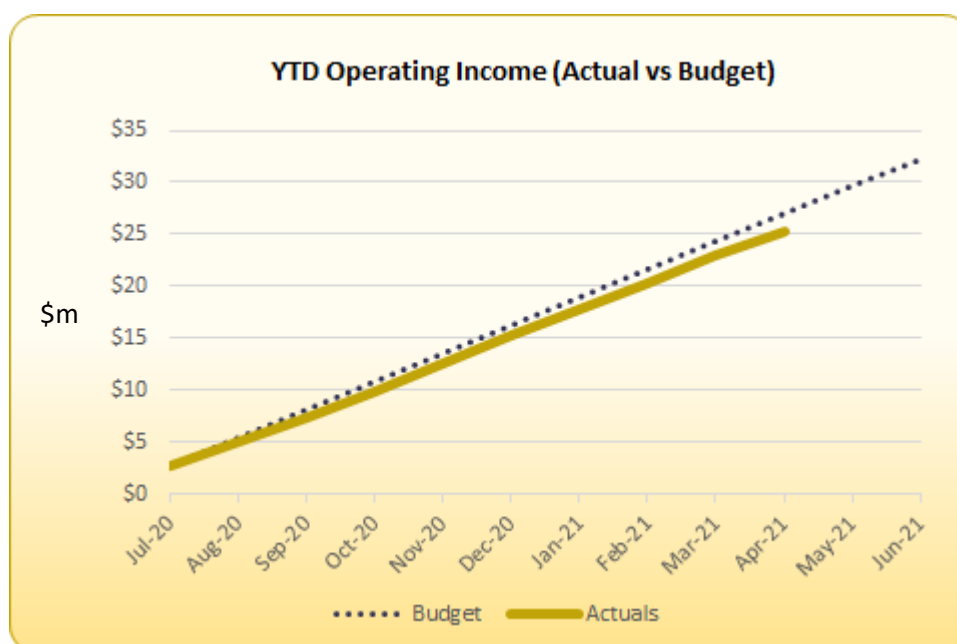


Item 14.3 continued

Statement of Comprehensive Income - Nature and Type (refer Attachment 1)

The net operating result as at 30 April 2021 is an unfavourable variance of \$47,941 (0.91%) against budget. The following information is provided on key aspects of Council's year to date financial performance:

<u>Operating Income</u>	<i>Actuals for the Year</i>	An unfavourable variance of \$1,334,342 (5.01%).
	<i>End of Year Forecast</i>	An unfavourable variance of \$1,355,277 (4.20%).



Operating Income variances previously reported to Council:

1. Year to date Net User Charges is \$2,299,561 (12.75%) below the budget of \$18,029,159. The variance is due to the lower than budgeted Commercial tonnages received as at 30 April 2021.
2. Year to date Contributions is \$52,927 (14.16%) above the budget of \$373,834. The variance is due to the carried forward contribution funds totalling \$71,738 relating to the Environmental Building Benchmarking Project not previously budgeted for as part of the 2020/2021 Annual Financial Budget.
3. Year to date Operating Grants is \$141,437 (113.15%) above the budget of \$125,000. The variance is primarily due to the carried forward of unspent grant funds totalling \$81,406 from the 2019/2020 financial year relating to various projects together with the following successful grant not previously budgeted for that have been received:
 - \$65,775 - Tackling the Troublesome Two Project; and
 - \$50,000 - Circular Economy Training and Capacity Building Project.

The full year for Operating Grants has been forecast to be below the annual budget by \$139,563 (33.63%). The variance is due to the reasons as outlined above together with grants totalling \$288,000 relating to the following projects that have not been received (associated costs relating specifically to these grants have also not been incurred).

- \$108,000 - Regional Spatial Mapping; and
- \$180,000 - Avon Descent.



Item 14.3 continued

4. Year to date Interest Municipal Cash is \$12,485 (11.56%) below the budget of \$108,000. The variance is due to the average lower level of cash now being held in the working account together with lower interest rates on investments being obtained. The average interest rate as at 30 April 2021 is 0.985% compared to the budgeted interest rate of 1.14%.

The full year Interest Municipal Cash Investments has been forecast to be \$38,000 (22.35%) below the budget of \$170,000.

5. Year to date Interest on Restricted Cash Investments is \$148,005 (19.15%) below the budget of \$772,930. The variance is due to the lower interest rates on investments being obtained. The average interest rate as at 30 April 2021 is 0.985% compared to the budgeted interest rate of 1.14%.
6. Year to date Reimbursements is \$843,618 (85.70%) above the budget of \$984,406. The variance primarily relates to the reimbursement of costs that were not previously budgeted for relating to the purchase of caddies and liners on behalf of the City of Bayswater (\$555,834), insurance reimbursement for repair and business interruption losses resulting from fire damage to the Hamel Shredder that was used to process mattresses at the Hazelmere Resource Recovery Facility (HRRF), and, additional reimbursements from the management of the Coppin and Mathieson Transfer Stations which is based on a cost-plus basis and is reliant on the level of income generated from the sale of products at the sites.

The full year Reimbursements has been forecast to be above the annual budget by \$1,025,739 (96.73%).

7. The full year Other Income has been forecast to be \$407,716 (16.71%) below the budget of \$2,440,311. The variance is attributable to a \$0 forecast for electricity sales from the WWtE facility (compared to a budget of \$559,650), and the sale of products from the WWtE facility (\$0 forecast compared to a budget of \$112,500) due to the delay in the commissioning of the Wood Waste to Energy (WWtE) facility.

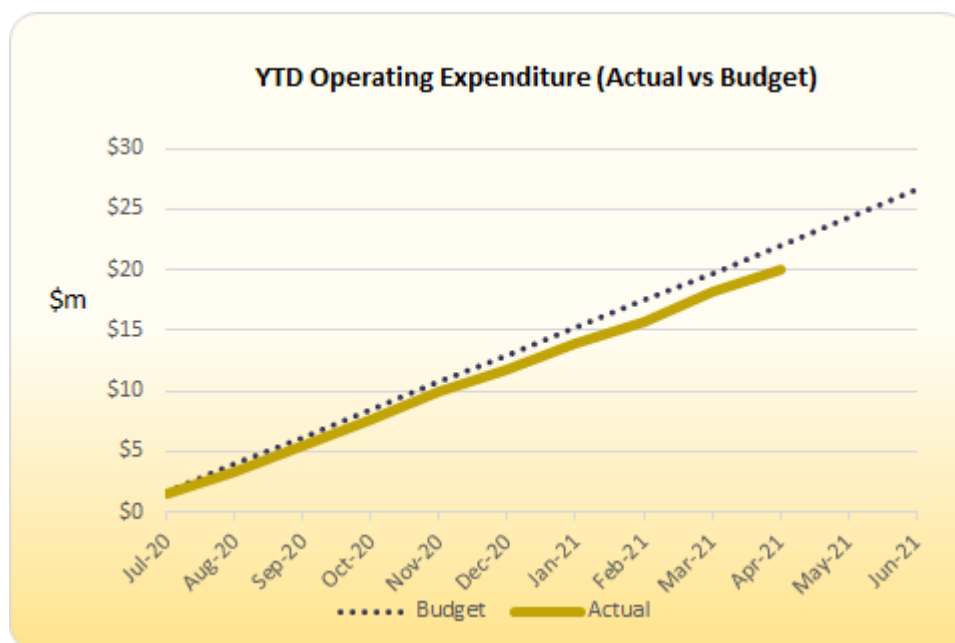
This is offset by additional income from the sale of products from the Class IV Cell (\$175,000 forecast compared to a budget of \$0), additional sales of products from the Woodwaste Project (\$807,716 forecast compared to a budget of \$700,000) and the additional sale of products from the Baywaste Transfer Station (\$60,000 forecast compared to a budget of \$0).

There were no further significant Operating Income variances as at 30 April 2021.



Item 14.3 continued

<u>Operating Expenditure</u>	Actuals for the Year	A favourable variance of \$1,382,283 (6.47%).
	End of Year Forecast	A favourable variance of \$1,124,299 (4.22%).



Operating Expenditure variances previously reported to Council:

1. The full year Contract Expenses has been forecast to be \$601,467 (10.69%) above the budget of \$5,627,716. The variance relates primarily to additional contract labour and material expenses of \$474,299 and additional legal expenses of \$160,190. The additional contract labour expense is primarily as a result of staff vacancies. This is reflected in an end of year forecast that is \$883,214 lower than budget in the salary expenses.
2. Year to date Material Expenses of \$1,460,872 is above the budget by \$242,517 (19.91%). The variance is attributable to the purchase of FOGO caddies and liners on behalf of the City of Bayswater that was not previously budgeted (\$555,834). A corresponding increase is in the reimbursement income which represents the recoup of costs from the City of Bayswater. The variance is off-set by expenditure lower than budget in the following directorates/business units: CEO's (\$16,377), Business Support (\$50,964), Operations (\$132,435) and Projects (\$101,398).

The full year Material Expenses has been forecast to be below the annual budget by \$354,599 (22.80%).

3. The full year Utility Expenses has been forecast to be \$64,562 (18.09%) below the budget of \$356,911. The variance relates primarily to the lower than budgeted electricity usage across the EMRC facilities together with anticipated savings based on renegotiated charges with the electricity supplier.
4. Year to date Fuel Expenses of \$481,950 is below the budget by \$65,270 (11.93%). The variance is attributable to the lower purchase price of distillate compared to budget together with the lower level of commercial tonnages received to date compared to budget.

The full year Fuel Expenses has been forecast to be below the budget by \$157,774 (19.07%).



Item 14.3 continued

5. Year to date Insurance Expenses of \$417,738 is above the budget by \$152,618 (57.57%). The variance is attributable to the repair costs (\$144,780) resulting from fire damage to the Hamel Shredder that was used to process mattresses at the Hazelmere Resource Recovery Facility (HRRF). This is off-set by a corresponding increase in reimbursement income from the insurance company.

The full year Insurance Expenses has been forecast to be above the budget by \$152,320 (47.83%).

6. Year to date Depreciation Expenses of \$3,577,292 is below the budget by \$570,858 (13.76%). The variance is principally due to the lower level of capital expenditure as at 30 April 2021 (\$10,078,409 compared to the forecast budget of \$17,333,155 and adopted budget of \$19,616,114).

The full year Depreciation Expenses has been forecast to be \$969,477 (17.51%) below the budget of \$5,537,697.

7. Year to date Miscellaneous Expenses (excluding the Landfill Levy expense) has been forecast to be \$193,336 (20.79%) below the budget of \$930,086. This variance is attributable to the lower level of travel and accommodation expenses (\$6,093 compared to a budget of \$35,716), lower contribution expenses (\$15,866 compared to a budget of \$47,469), lower internet service provider expenses (\$43,526 compared to a budget of \$71,650) and lower other miscellaneous expenses across all directorates of the EMRC (\$671,265 compared to a budget of \$775,251).

The full year Miscellaneous Expenses (excluding the Landfill Levy expenses) has been forecast to be \$195,622 (15.12%) below the budget of \$1,293,452. This variance is attributable to the lower level of travel and accommodation expenses (\$39,690 compared to a budget of \$66,774), Advertising Expenses (\$167,875 compared to a budget of \$192,509), lower contribution expenses (\$28,000 compared to a budget of \$55,000), lower internet service provider expenses (\$83,104 compared to a budget of \$104,104) and lower general miscellaneous expenses across all directorates of the EMRC (\$779,161 compared to a budget of \$875,065).

8. The full year Cost Allocations has been forecast to be \$127,186 (14.89%) below the budget of \$854,401. This variance relates specifically to internal costs allocated to various capital expenditure projects that were budgeted to utilise the EMRC's plant and have subsequently been reduced as part of the half year budget review process.

There were no further significant Operating Expenditure variances as at 30 April 2021.

**Other
Comprehensive
Income**

Actuals for the Year

Nil.

End of Year Forecast

An unfavourable variance of \$4,966,676.

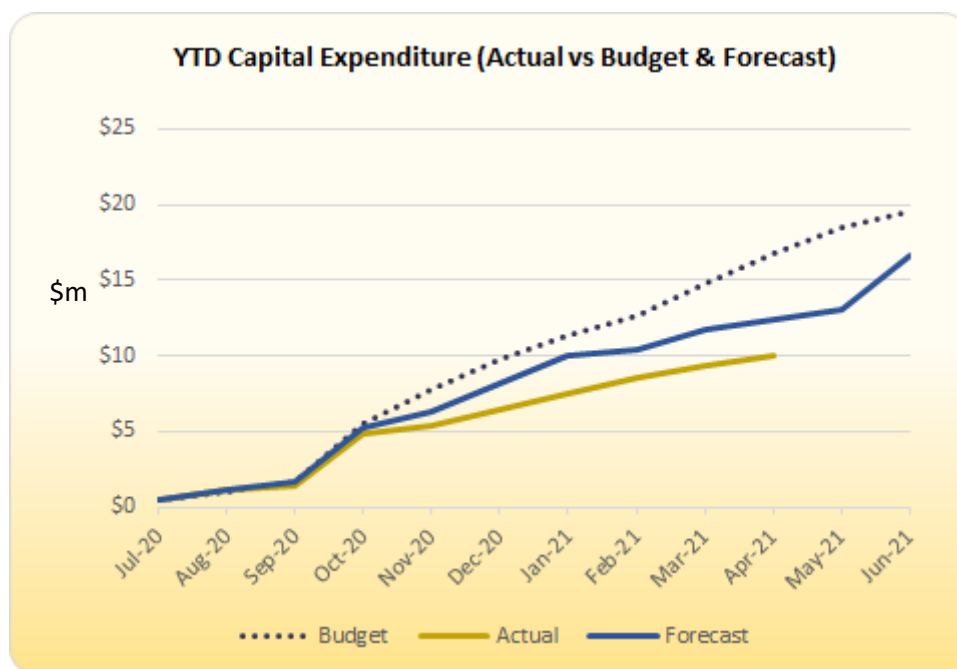
This represents the distribution to member Councils being the forecast value equivalent to the Secondary Waste charge paid by member Councils during the 2020/2021 financial year.



Item 14.3 continued

Capital Expenditure Statement (refer Attachment 2)

<u>Capital Expenditure</u>	<i>Actuals for the Year</i>	An underspent variance of \$2,345,605.
	<i>End of Year Forecast</i>	An underspent variance of \$2,282,959.



Capital Expenditure variances:

An underspent variance of \$2,345,605 existed as at 30 April 2021 when compared to the year to date reviewed budget forecast of \$12,424,014. An underspend of \$2,282,959 has been forecast as at year end compared to the budget of \$19,616,114.

Major capital expenditures to 30 April 2021 include:

- Purchase Waste Management Land - Red Hill Landfill Facility (RHLF) - \$2,015,907;
- Develop Lots 8, 9 & 10 For Future Waste Activities - RHLF - \$1,888,902;
- Construct Class III Cell - Stage 16 - RHLF - \$1,417,357;
- Construct Site Workshop - HRRP - \$500,354;
- Purchase FOGO Processing Plant - RHLF - \$463,050;
- Purchase / Replace Plant - HRRP - \$429,797;
- Construct and Commission HRRP - WWtE Building - \$405,851;
- Refurbish Plant - Hazelmere Resource Recovery Park (HRRP) - \$404,984;
- Purchase Plant and Equipment - HRRP - WWtE - \$328,973;
- Construct Leachate and Stormwater Infrastructure and Siltation Ponds - RHLF - \$311,966;
- Purchase / Replace Plant - RHLF - \$246,372;
- Purchase/Replace Vehicles - Ascot Place and RHLF - \$239,573;
- Construct Site Infrastructure - HRRP - \$229,235;
- Implementation of the FOGO Recovery Strategy - RHLF - \$227,951; and
- Construct FOGO Processing Area - RHLF - \$173,531.



Item 14.3 continued

Major capital expenditure projects that are underspent compared to the year to date budget as at 30 April 2021 include:

- Construct Class III Cell - Stage 16 - RHLF - \$1,288,337;
- Purchase / Replace Plant - RHLF - \$935,000;
- Construct WWtE Utilities/Infrastructure - HRRP - \$326,996;
- Purchase WWtE Plant and Equipment - HRRP - \$291,228.
- Capital Improvement Ascot Place Administration Building - \$287,804;
- Purchase / Replace Minor Plant & Equipment - RHLF - \$273,288; and
- Purchase Information Technology and Communications Equipment - \$218,854.

The underspends are principally due to the timing of the projects and/or purchases. It is expected that capital expenditure provisions will be utilised during the year, and will be in line with budget or forecast provisions as applicable.

The capital expenditure budget spread for 2020/2021 is constantly reviewed to provide a more accurate indication of when capital expenditure projects and purchases have been programmed to be undertaken for reporting and cash flow purposes.

The Capital Expenditure budgets as at year end have been reviewed throughout the year and in particular as part of the half year budget review undertaken during January/February 2021 in order to reflect the actual timing of various projects and match expenditure requirements in relation to tonnage forecasts.

Full Year Capital Expenditure has been forecast to be \$2,282,959 (11.64%) below the budget of \$19,616,114.

Significant reductions to capital budgets where savings have been achieved, or where project expenditure has been deferred due to delays and/or carried forward or not required include the following:

- Liquid Waste Project - Red Hill Landfill Facility (RHLF) - \$1,500,000 (c/fwd);
- Construct Workshop No 3 - RHLF - \$624,811 (c/fwd);
- Construct Class III Cell Stage 16 - RHLF - \$574,285;
- Liquid Waste Project Plant - Red Hill Landfill Facility (RHLF) - \$550,000 (c/fwd);
- WWtE Plant and Equipment - HRRP - \$526,027 (\$373,363 c/fwd);
- Woodwaste to Energy Project (WWtE) Utilities / Infrastructure - HRRP - \$428,969 (\$340,000 c/fwd);
- Purchase / Replace Plant - RHLF - \$428,148 (c/fwd);
- Purchase / Replace Minor Plant & Equipment - RHLF - \$260,562;
- Construct Class III Cell Stage 17 - RHLF - \$250,000 (c/fwd);
- Construct Hazelmere Resource Recovery Park (HRRP) - Reuse Store Infrastructure - \$250,000;
- Purchase Waste Management Land - RHLF - \$219,093;
- Upgrade Power Supply to Workshop No 2 - RHLF - \$210,000 (c/fwd);
- Construct Drainage Diversion & Infrastructures - RHLF - \$200,000 (\$100,000 c/fwd).

This is offset by an increase in the following Capital Expenditure budget provision following a review of the capital expenditure program:

- Construct Site Workshop (HRRP) - \$1,465,750;
This was subject to a confidential report submitted to Council and approved by Council at its meeting held on 17 September 2020.



Item 14.3 continued

- Refurbish Plant - HRRP - \$404,984;
This expenditure relates to the refurbishment of plant that was expected to be completed and provided for in the previous financial year (2019/2020). There was no carried forward provision made in the 2020/2021 financial year for this expenditure and the resulting 2019/2020 total expenditure was below the expected forecast.
- Construct Access Road and Develop Lots 8, 9 & 10 - RHLF - \$372,039;
This expenditure relates to the construction of the access road and development of Lots 8, 9 & 10 at the RHLF that was expected to be completed and provided for in the previous financial year (2019/2020). There was no carried forward provision made in the 2020/2021 financial year for this expenditure and the resulting 2019/2020 total expenditure was below the expected forecast.
- Purchase FOGO Processing Plant - RHLF - \$315,000;
This additional expenditure relates to the purchase of the FOGO Processing Plant at the RHLF that was expected to be purchased in the previous financial year (2019/2020). There was no carried forward provision made in the 2020/2021 financial year for this expenditure and the resulting 2019/2020 total expenditure was below the budgeted provision.
- Air Pollution Control Residue Facility (APCR) - RHLF - \$300,000;
This expenditure relates to the set up and licencing costs for the construction of the APCR facility for the acceptance of fly-ash material at the RHLF. This project will be subject to a Business Plan and authorisation by Council.
- Gas Extraction System Wells - RHLF - \$260,562;
This expenditure is associated with the EMRC's contracted share of the gas extraction wells. Funding is provided from the Purchase / Replace Minor Plant & Equipment provision which has been reduced by the same amount.
- WWtE Building (HRRP) - \$250,593;
This expenditure relates to the correct allocation of budget provisions for the class of asset relating to the WWtE project. This off-sets the WWtE budgeted provisions for Utilities / Infrastructure and Plant and Equipment.
- Implementation of the FOGO Recovery Strategy - RHLF - \$230,000;
This was subject to a report submitted to Council and approved by Council at its meeting held on 17 September 2020 for the permanent FOGO facility.

Statement of Financial Position (refer Attachment 3)

The Statement of Financial Position shows the overall impact of actual balances compared with budget provisions and end of year forecasts for operating and capital works activities.

Total Equity as at 30 April 2021 totals \$189,787,290. This is an increase of \$5,335,410 from the 30 June 2020 equity of \$184,451,880 and represents the net change in assets from operations.

It has been forecast that Total Equity as at 30 June 2021 will be below the original budget of \$190,233,375 by \$5,197,654.



Item 14.3 continued

Statement of Cash and Investments (refer Attachment 4)

The level of cash and investments in the Municipal Fund as at 30 April 2021 is \$5,020,599 and Restricted Cash amount to \$76,917,621.

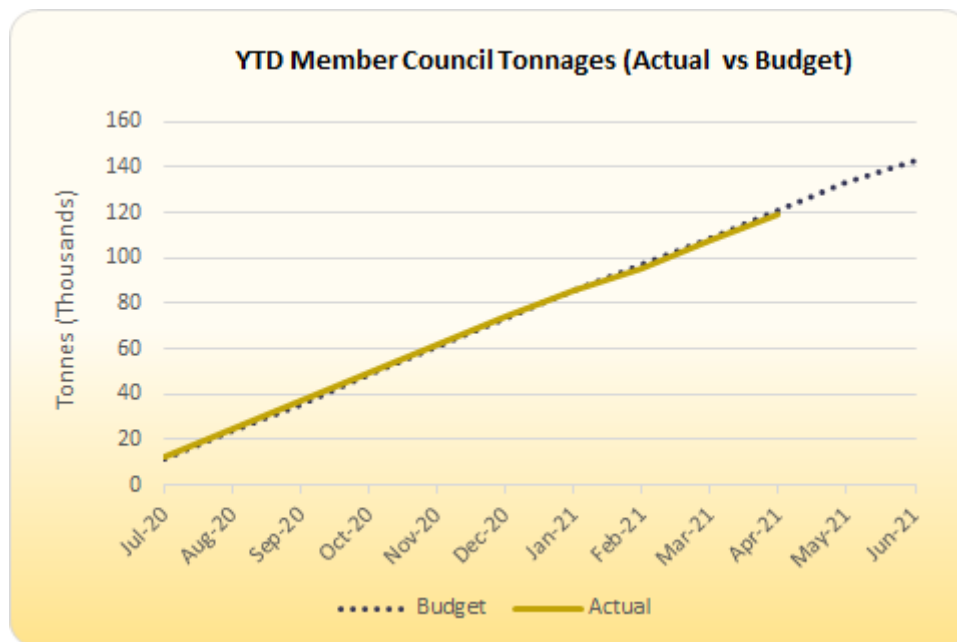
The net movement for the month is a reduction of \$1,220,414.

It has been forecast that Total Cash and Investments as at 30 June 2021 will be below the original budget of \$72,192,491 by \$3,924,908.

Investment Report (refer Attachment 5)

Term deposits valued at \$3,500,000 matured during April 2021. Of this amount \$2,000,000 was reinvested into further term deposits.

Tonnages - Member Councils

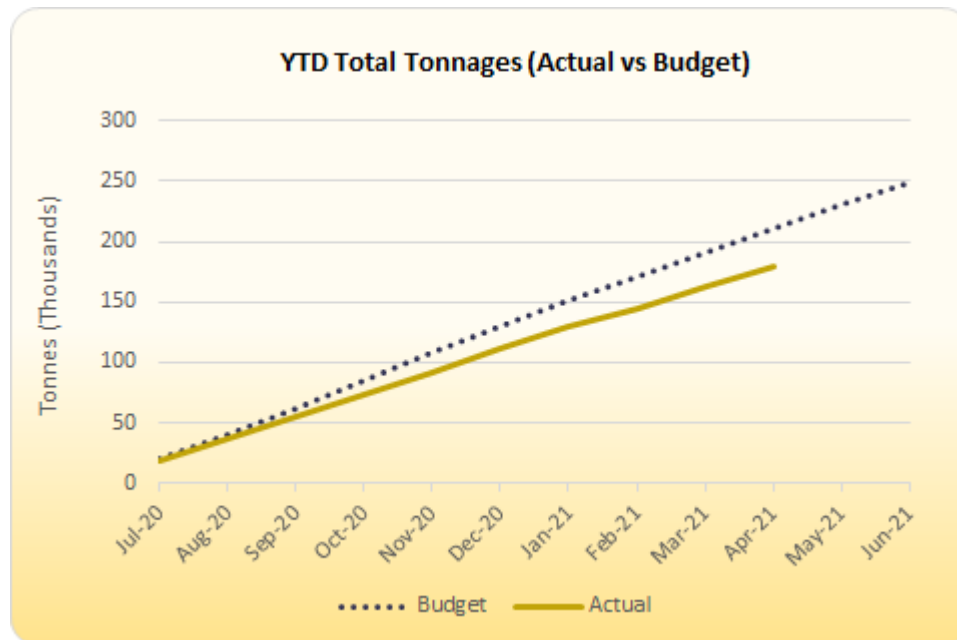


YTD tonnages received from member Councils total 119,327.25 compared to the budget of 120,914. As at the same period in 2019/2020 tonnages from member Councils totalled 127,309.



Item 14.3 continued

Tonnages - Total Tonnages



YTD total tonnages received from all source total 180,033 compared to the budget of 211,157. As at the same period in 2019/2020 tonnages received from all sources totalled 214,598.

STRATEGIC/POLICY IMPLICATIONS

Key Result Area 3 - Good Governance

- 3.3 To provide responsible and accountable governance and management of the EMRC
- 3.4 To continue to improve financial and asset management practices

FINANCIAL IMPLICATIONS

As outlined within the report and attachments.

SUSTAINABILITY IMPLICATIONS

Nil



Item 14.3 continued

RISK MANAGEMENT

RISK: Non-compliance with Financial Regulations		
Consequence	Likelihood	Rating
Moderate	Unlikely	Moderate
Action / Strategy		
<ul style="list-style-type: none"> The financial report is scrutinised by the EMRC Council to ensure that all statutory requirements are met. Internal Audit reviews to ensure compliance with Financial Regulations. External Audit confirms compliance. 		

MEMBER COUNCIL IMPLICATIONS

Member Council	Implication Details
Town of Bassendean City of Bayswater City of Belmont City of Kalamunda Shire of Mundaring City of Swan	} As outlined in the report.

ATTACHMENT(S)

1. Statement of Comprehensive Income by Nature and Type (Ref: D2021/08328)
2. Capital Expenditure Statement (Ref: D2021/08329)
3. Statement of Financial Position (Ref: D2021/08330)
4. Statement of Cash and Investments (Ref: D2021/08331)
5. Investment Report (Ref: D2021/08332)

VOTING REQUIREMENT

Simple Majority



Item 14.3 continued

RECOMMENDATION(S)

That Council receives the Statement of Comprehensive Income, Capital Expenditure Statement, Statement of Financial Position, Statement of Cash and Investments and the Investment Report for the period ended 30 April 2021.

COUNCIL RESOLUTION(S)

MOVED CR

SECONDED CR



STATEMENT OF COMPREHENSIVE INCOME

Nature and Type

Year to Date

APRIL 2021

Full Year

Year to Date				Full Year			
Actual	Budget	Variance		Forecast	Budget	Variance	
Operating Income							
\$26,595,780	\$30,116,139	(\$3,520,359)	(U)	User Charges	\$32,432,708	\$35,838,110	(\$3,405,402) (U)
(\$10,866,182)	(\$12,086,980)	\$1,220,798	(F)	<u>Less</u> Landfill Levy Charges	(\$13,141,915)	(\$14,504,393)	\$1,362,478 (F)
\$15,729,598	\$18,029,159	(\$2,299,561)	(U)	Net User Charges	\$19,290,793	\$21,333,717	(\$2,042,924) (U)
\$403,190	\$410,247	(\$7,057)	(U)	Special Charges	\$492,618	\$482,683	\$9,935 (F)
\$4,241,412	\$4,110,348	\$131,064	(F)	Secondary Waste Charge	\$4,966,676	\$4,738,691	\$227,985 (F)
\$426,761	\$373,834	\$52,927	(F)	Contributions	\$430,071	\$423,955	\$6,116 (F)
\$266,437	\$125,000	\$141,437	(F)	Operating Grants	\$275,437	\$415,000	(\$139,563) (U)
\$95,515	\$108,000	(\$12,485)	(U)	Interest Municipal Cash Investments	\$132,000	\$170,000	(\$38,000) (U)
\$624,925	\$772,930	(\$148,005)	(U)	Interest Restricted Cash Investments	\$940,126	\$929,975	\$10,151 (F)
\$1,828,024	\$984,406	\$843,618	(F)	Reimbursements	\$2,086,129	\$1,060,390	\$1,025,739 (F)
\$1,440,358	\$1,467,365	(\$27,007)	(U)	Other	\$2,032,595	\$2,440,311	(\$407,716) (U)
\$245,727	\$255,000	(\$9,273)	(U)	Proceeds from Sale of Assets	\$268,000	\$275,000	(\$7,000) (U)
\$25,301,947	\$26,636,289	(\$1,334,342)	(U)	Total Operating Income	\$30,914,445	\$32,269,722	(\$1,355,277) (U)
Operating Expenditure							
\$8,434,961	\$8,931,409	\$496,448	(F)	Salary Expenses	\$9,918,067	\$10,801,281	\$883,214 (F)
\$4,203,377	\$4,549,655	\$346,278	(F)	Contract Expenses	\$6,229,183	\$5,627,716	(\$601,467) (U)
\$1,460,872	\$1,218,355	(\$242,517)	(U)	Material Expenses	\$1,910,088	\$1,555,489	(\$354,599) (U)
\$237,829	\$261,472	\$23,643	(F)	Utility Expenses	\$292,349	\$356,911	\$64,562 (F)
\$481,950	\$547,220	\$65,270	(F)	Fuel Expenses	\$669,409	\$827,183	\$157,774 (F)
\$417,738	\$265,120	(\$152,618)	(U)	Insurance Expenses	\$470,804	\$318,484	(\$152,320) (U)
\$3,577,292	\$4,148,150	\$570,858	(F)	Depreciation Expenses	\$4,568,220	\$5,537,697	\$969,477 (F)
\$736,750	\$930,086	\$193,336	(F)	Miscellaneous Expenses	\$1,097,830	\$1,293,452	\$195,622 (F)
\$649,521	\$720,530	\$71,009	(F)	Provision Expenses	\$813,480	\$900,658	\$87,178 (F)
(\$420,667)	(\$429,267)	(\$8,600)	(U)	Costs Allocated	(\$727,215)	(\$854,401)	(\$127,186) (U)
\$186,914	\$206,090	\$19,176	(F)	Carrying Amount of Assets Disposed Of	\$250,694	\$252,738	\$2,044 (F)
\$19,966,537	\$21,348,820	\$1,382,283	(F)	Total Operating Expenditure	\$25,492,909	\$26,617,208	\$1,124,299 (F)
\$5,335,410	\$5,287,469	\$47,941	(F)	NET RESULT BEFORE OTHER COMPREHENSIVE INCOME	\$5,421,536	\$5,652,514	(\$230,978) (U)
Surplus	Surplus			Surplus	Surplus		
Realised/Unrealised (Gain)/Loss From Change in Fair Value of Investments							
\$0	\$0	\$0	(F)	Unrealised (Gain)/Loss	\$0	\$0	\$0 (F)
\$0	\$0	\$0	(F)	Realised (Gain)/Loss	\$0	\$0	\$0 (F)
\$0	\$0	\$0	(F)	Total (Gain)/Loss from change in Fair Value of Investments	\$0	\$0	\$0 (F)
Other Comprehensive Income							
\$0	\$0	\$0	(F)	Revaluation of Assets/Accumulated Depreciation Reversal	\$0	\$0	\$0 (F)
\$0	\$0	\$0	(F)	Other Comprehensive Income	\$0	\$0	\$0 (F)
\$0	\$0	\$0	(F)	Distribution to Member Councils	\$4,966,676	\$0	(\$4,966,676) (U)
\$0	\$0	\$0	(F)	Total Other Comprehensive Income	\$4,966,676	\$0	(\$4,966,676) (U)
\$5,335,410	\$5,287,469	\$47,941	(F)	CHANGE IN NET ASSETS FROM OPERATIONS	\$454,860	\$5,652,514	(\$5,197,654) (U)
Surplus	Surplus			Surplus	Surplus		

Notes:

1. User Charges - include member Councils and casual users pertaining to waste, risk management and environmental services fees and charges;
2. Special Charges - Waste Education Levy;
3. Contributions - member Councils' contributions to projects and services;
4. Operating Grants - grant income predominantly from government agencies; and
5. Other Operating Income - includes income from the sale of products;

(F) denotes Favourable variance and (U) denotes Unfavourable variance



CAPITAL EXPENDITURE STATEMENT

APRIL 2021

Year to Date			On Order	Full Year			
Actual	Budget	Variance		Forecast	Budget	Variance	
Business Support							
\$120,741	\$200,000	\$79,259	\$891	Purchase Vehicles - Ascot Place (24440/00)	\$129,000	\$200,000	\$71,000
\$0	\$45,000	\$45,000	\$0	Purchase Furniture Fittings & Equipment - Corporate Services (24510/01)	\$10,000	\$62,000	\$52,000
\$120,146	\$339,000	\$218,854	\$0	Purchase Information Technology & Communication Equipment (24550/00)	\$464,000	\$405,000	(\$59,000)
\$14,246	\$302,050	\$287,804	\$520	Capital Improvement Administration Building - Ascot Place (25240/01)	\$13,500	\$308,000	\$294,500
\$0	\$5,000	\$5,000	\$0	Upgrade Security Equipment - Ascot Place (25530/01)	\$5,000	\$5,000	\$0
\$255,133	\$891,050	\$635,917	\$1,411		\$621,500	\$980,000	\$358,500



CAPITAL EXPENDITURE STATEMENT

APRIL 2021

Year to Date			On Order		Full Year		
Actual	Budget	Variance			Forecast	Budget	Variance
Sustainability Team							
\$45,979	\$0	(\$45,979)	\$0	Purchase Polystyrene Compactor (Grant allocation) - Waste Education (24410/13)	\$44,990	\$0	(\$44,990)
\$45,979	\$0	(\$45,979)	\$0		\$44,990	\$0	(\$44,990)



CAPITAL EXPENDITURE STATEMENT

APRIL 2021

Year to Date			On Order		Full Year		
Actual	Budget	Variance			Forecast	Budget	Variance
Operations Team							
\$0	\$25,000	\$25,000	\$0	Air Supply lines - Waste Management Structures - Red Hill Landfill Facility (24399/10)	\$25,000	\$75,000	\$50,000
\$38,379	\$0	(\$38,379)	\$222,183	Gas Extraction System Wells - Red Hill Landfill Facility (24399/20)	\$260,562	\$0	(\$260,562)
\$246,372	\$1,181,372	\$935,000	\$0	Purchase / Replace Plant - Red Hill Landfill Facility (24410/00)	\$1,506,842	\$1,935,000	\$428,158
\$429,797	\$415,000	(\$14,797)	\$229,400	Purchase / Replace Plant - Hazelmere (24410/01)	\$595,000	\$595,000	\$0
\$52,072	\$325,360	\$273,288	\$61,200	Purchase / Replace Minor Plant and Equipment-Red Hill Landfill Facility (24420/00)	\$264,438	\$525,000	\$260,562
\$0	\$30,000	\$30,000	\$0	Purchase / Replace Minor Plant and Equipment - Hazelmere (24420/02)	\$34,000	\$34,000	\$0
\$118,832	\$129,000	\$10,168	\$891	Purchase / Replace Vehicles - Red Hill Landfill Facility (24430/00)	\$132,000	\$129,000	(\$3,000)
\$5,315	\$0	(\$5,315)	\$0	Purchase / Replace Office Equipment - Red Hill Landfill Facility (24510/08)	\$5,315	\$0	(\$5,315)
\$0	\$10,000	\$10,000	\$0	Purchase Fire Fighting System/Equipment - Hazelmere (24520/07)	\$5,000	\$10,000	\$5,000
\$13,340	\$170,000	\$156,660	\$15,180	Purchase / Replace Security System - Red Hill Waste Management Facility (24530/08)	\$13,500	\$170,000	\$156,500
\$11,356	\$71,356	\$60,000	\$0	Purchase / Replace Other Equipment - Red Hill Landfill Facility (24590/00)	\$74,685	\$80,000	\$5,315
\$78,158	\$0	(\$78,158)	\$0	Refurbish Plant - Red Hill Landfill Facility (25410/00)	\$78,158	\$0	(\$78,158)
\$404,984	\$0	(\$404,984)	\$0	Refurbish Plant - Hazelmere (25410/01)	\$404,984	\$0	(\$404,984)
\$1,398,605	\$2,357,088	\$958,483	\$528,854		\$3,399,484	\$3,553,000	\$153,516

CAPITAL EXPENDITURE STATEMENT

APRIL 2021

Year to Date			On Order		Full Year		
Actual	Budget	Variance			Forecast	Budget	Variance
Projects Team							
\$2,015,907	\$2,015,907	\$0	\$0	Purchase Waste Management Land (24150/02)	\$2,015,907	\$2,235,000	\$219,093
\$0	\$20,000	\$20,000	\$0	Construct Waste Management Facility Buildings - Red Hill Landfill Facility (24250/01)	\$20,000	\$200,000	\$180,000
\$32,528	\$175,689	\$143,162	\$78,241	Construct Workshop No 3 - Red Hill Landfill Facility (24250/08)	\$175,689	\$800,500	\$624,811
\$405,851	\$181,750	(\$224,101)	\$10,700	Construct Wood Waste to Energy Building - HRRP (24259/05)	\$432,343	\$181,750	(\$250,593)
\$63,595	\$100,000	\$36,405	\$0	Construct Community Recycling Centre (CRC) - HRRP (24259/06)	\$65,000	\$100,000	\$35,000
\$132,268	\$100,000	(\$32,268)	\$19,750	Construct Commercial Transfer Station - HRRP (24259/10)	\$135,000	\$100,000	(\$35,000)
\$500,354	\$0	(\$500,354)	\$955,015	Construct Site Workshop - HRRP (24259/13)	\$1,465,750	\$0	(\$1,465,750)
\$0	\$40,000	\$40,000	\$0	Upgrade Power Supply to Workshop No 2 - Red Hill Landfill Facility (24259/15)	\$40,000	\$250,000	\$210,000
\$0	\$0	\$0	\$0	Construct Wood Waste to Energy Building (Pre-Commissioning) - HRRP (24259/18)	\$523,130	\$0	(\$523,130)
\$3,240	\$0	(\$3,240)	\$0	Construct Class III Cell Stage 14 - Red Hill Landfill Facility (24310/12)	\$3,240	\$0	(\$3,240)
\$1,417,357	\$2,705,694	\$1,288,337	\$961,762	Construct Class III Cell Stage 16 - Red Hill Landfill Facility (24310/19)	\$3,171,717	\$3,746,002	\$574,285
\$0	\$0	\$0	\$0	Construct Class III Cell Stage 17 - Red Hill Landfill Facility (24310/21)	\$0	\$250,000	\$250,000
\$0	\$0	\$0	\$0	Design and Construct Class IV Cell Stage 3 - Red Hill Landfill Facility (24330/05)	\$150,000	\$0	(\$150,000)

CAPITAL EXPENDITURE STATEMENT

APRIL 2021

Year to Date			On Order		Full Year		
Actual	Budget	Variance			Forecast	Budget	Variance
Projects Team							
\$311,966	\$290,000	(\$21,966)	\$201,939	Construct Leachate and Stormwaste Infrastructure and Siltation Ponds - Red Hill Landfill Facility (24350/01)	\$315,000	\$400,000	\$85,000
\$21,850	\$124,401	\$102,551	\$24,998	Construct Roads / Carparks - Red Hill Landfill Facility (24370/00)	\$124,401	\$124,401	\$0
\$122,858	\$50,000	(\$72,858)	\$0	Construct Access Road to Lots 8 9 10 - Red Hill Landfill Facility (24370/02)	\$250,000	\$50,000	(\$200,000)
\$0	\$50,000	\$50,000	\$0	Construct Drainage Diversion and Earthworks Infrastructures - Red Hill Landfill Facility (24380/00)	\$50,000	\$250,000	\$200,000
\$0	\$0	\$0	\$0	Construct Litter Fence - Redhill Landfill Facility (24394/05)	\$0	\$50,000	\$50,000
\$0	\$100,000	\$100,000	\$0	Resource Recovery Park - Noise Control Fencing (24394/06)	\$150,000	\$150,000	\$0
\$0	\$0	\$0	\$0	Construct Hardstand and Road - Hazelmere (24395/01)	\$0	\$55,000	\$55,000
\$173,531	\$0	(\$173,531)	\$26,146	Construct FOGO Processing Area - Red Hill Landfill Facility (24395/05)	\$188,000	\$0	(\$188,000)
\$0	\$0	\$0	\$0	Undertake FOGO Reference Site Tours (24395/06)	\$0	\$62,500	\$62,500
\$227,951	\$0	(\$227,951)	\$0	Implementation of the FOGO Recovery Strategy (24395/07)	\$230,000	\$0	(\$230,000)
\$22,000	\$20,000	(\$2,000)	\$0	Construct Monitoring Bores - Red Hill Landfill Facility (24396/00)	\$22,000	\$20,000	(\$2,000)
\$229,235	\$300,000	\$70,765	\$220,572	Construct Site Infrastructure - HRRP (24399/01)	\$450,000	\$300,000	(\$150,000)
\$0	\$0	\$0	\$0	Construct Reuse Store Infrastructure (Car Park) - HRRP (24399/07)	\$0	\$250,000	\$250,000
\$17,277	\$344,273	\$326,996	\$80	Wood Waste to Energy Utilities/Infrastructure - HRRP (24399/11)	\$86,031	\$515,000	\$428,969



CAPITAL EXPENDITURE STATEMENT

APRIL 2021

Year to Date			On Order	Full Year			
Actual	Budget	Variance		Forecast	Budget	Variance	
Projects Team							
\$0	\$0	\$0	\$0	Liquid Waste Project - Red Hill Landfill Facility (24399/16)	\$150,000	\$1,650,000	\$1,500,000
\$1,888,902	\$1,787,961	(\$100,941)	\$353,922	Develop Lots 8 9 & 10 For Future Waste Activities - Red Hill Landfill Facility (24399/19)	\$1,960,000	\$1,787,961	(\$172,039)
\$0	\$0	\$0	\$0	Air Pollution Control Residue Facility (APCR) - Red Hill Landfill Facility (24399/21)	\$300,000	\$0	(\$300,000)
\$328,973	\$620,201	\$291,228	\$262,995	Purchase Wood Waste to Energy Plant & Equipment - HRRP (24410/03)	\$328,973	\$855,000	\$526,027
\$463,050	\$150,000	(\$313,050)	\$1,500	Purchase FOGO Processing Plant - Red Hill Landfill Facility (24410/10)	\$465,000	\$150,000	(\$315,000)
\$0	\$0	\$0	\$0	Liquid Waste Project Plant - Red Hill Landfill Facility (24410/11)	\$0	\$550,000	\$550,000
\$8,378,692	\$9,175,876	\$797,184	\$3,117,619		\$13,267,181	\$15,083,114	\$1,815,933
\$10,078,409	\$12,424,014	\$2,345,605	\$3,647,884	TOTAL CAPITAL EXPENDITURE	\$17,333,155	\$19,616,114	\$2,282,959



STATEMENT OF FINANCIAL POSITION

APRIL 2021

Actual June 2020	Actual Year to Date		Full Year		
			Forecast	Budget	Variance
		(F) = Favourable variation (U) = Unfavourable variation			
Current Assets					
\$1,102,124	\$3,983,057	Cash and Cash Equivalents	\$2,184,622	\$1,109,530	\$1,075,092 (F)
\$85,324,608	\$77,955,163	Investments	\$66,082,961	\$71,082,961	(\$5,000,000) (U)
\$2,987,058	\$4,451,890	Trade and Other Receivables	\$2,716,470	\$2,716,470	\$0 (F)
\$39,035	\$38,723	Inventories	\$54,739	\$54,739	\$0 (F)
\$67,382	\$467,590	Other Assets	\$42,555	\$42,555	\$0 (F)
\$89,520,206	\$86,896,423	Total Current Assets	\$71,081,347	\$75,006,255	(\$3,924,908) (U)
Current Liabilities					
\$6,160,299	\$3,865,788	Trade and Other Payables	\$5,541,725	\$5,541,725	\$0 (F)
\$1,835,255	\$1,835,255	Provisions	\$1,676,448	\$1,676,448	\$0 (F)
\$7,995,554	\$5,701,043	Total Current Liabilities	\$7,218,173	\$7,218,173	\$0 (F)
\$81,524,652	\$81,195,380	Net Current Assets	\$63,863,174	\$67,788,082	(\$3,924,908) (U)
Non Current Assets					
\$50,570,000	\$52,585,907	Land	\$52,585,881	\$52,805,000	(\$219,119) (U)
\$7,292,678	\$7,198,434	Buildings	\$11,531,053	\$11,071,240	\$459,813 (F)
\$21,123,020	\$19,307,324	Structures	\$29,080,838	\$30,764,213	(\$1,683,375) (U)
\$12,895,549	\$13,393,405	Plant	\$18,914,812	\$18,788,644	\$126,168 (F)
\$606,150	\$624,250	Equipment	\$1,045,219	\$1,080,598	(\$35,379) (U)
\$135,079	\$127,891	Furniture and Fittings	\$156,124	\$158,299	(\$2,175) (U)
\$17,736,763	\$23,436,231	Work in Progress	\$13,405,473	\$13,411,330	(\$5,857) (U)
\$110,359,239	\$116,673,442	Total Non Current Assets	\$126,719,400	\$128,079,324	(\$1,359,924) (U)
Non Current Liabilities					
\$7,432,011	\$8,081,532	Provisions	\$5,546,853	\$5,634,031	\$87,178 (F)
\$7,432,011	\$8,081,532	Total Non Current Liabilities	\$5,546,853	\$5,634,031	\$87,178 (F)
\$184,451,880	\$189,787,290	Net Assets	\$185,035,721	\$190,233,375	(\$5,197,654) (U)
Equity					
\$58,106,903	\$66,352,626	Accumulated Surplus/Deficit	\$75,379,157	\$75,379,157	\$0 (F)
\$75,968,089	\$75,968,089	Cash Backed Reserves	\$62,103,863	\$67,070,539	(\$4,966,676) (U)
\$42,131,165	\$42,131,165	Asset Revaluation Reserve	\$42,131,165	\$42,131,165	\$0 (F)
\$8,245,723	\$5,335,410	Net change in assets from operations	\$5,421,536	\$5,652,514	(\$230,978) (U)
\$184,451,880	\$189,787,290	Total Equity	\$185,035,721	\$190,233,375	(\$5,197,654) (U)

CASH AND INVESTMENTS APRIL 2021

Actual June 2020	Actual Year to Date	(F) = Favourable variation (U) = Unfavourable variation	Full Year			
			Forecast	Budget	Variance	
Municipal Cash and Investments						
1,098,174	3,979,008	Cash at Bank - Municipal Fund 01001/00	2,180,672	1,105,580	1,075,092	(F)
3,950	4,050	Cash on Hand 01019/00 - 02	3,450	3,450	0	(F)
9,031,911	1,037,541	Investments - Municipal Fund 02021/00	3,369,737	2,988,240	381,497	(F)
10,134,035	5,020,599	Total Municipal Cash	5,553,859	4,097,270	1,456,589	(F)
Restricted Cash and Investments						
141,856	142,779	Restricted Investments - Plant and Equipment 02022/01	943,177	267,120	676,057	(F)
4,986,647	5,019,098	Restricted Investments - Post Closure Site Rehabilitation Red Hill 02022/02	3,470,685	3,525,256	(54,571)	(U)
18,263,389	18,705,940	Restricted Investments - Future Development 02022/03	15,357,384	15,072,575	284,809	(F)
2,350,987	2,366,287	Restricted Investments - Environmental Monitoring Red Hill 02022/04	1,515,163	1,545,172	(30,009)	(U)
46,892	47,197	Restricted Investments - Environmental Insurance Red Hill 02022/05	57,281	57,268	13	(F)
15,631	15,732	Restricted Investments - Risk Management 02022/06	15,695	15,699	(4)	(U)
649,866	654,095	Restricted Investments - Class IV Cells Red Hill 02022/07	595,260	710,295	(115,035)	(U)
321,607	0	Restricted Investments - Regional Development 02022/08	0	322,511	(322,511)	(U)
45,240,494	45,534,901	Restricted Investments - Secondary Waste Processing 02022/09	38,253,401	44,803,335	(6,549,934)	(U)
2,873,244	2,891,942	Restricted Investments - Class III Cells 02022/10	1,103,989	482,686	621,303	(F)
78,920	79,433	Restricted Investments - Building Refurbishment (Ascot Place) 02022/11	79,122	79,259	(137)	(U)
324,608	455,163	Restricted Investments - Accrued Interest 02022/19	298,461	189,362	109,099	(F)
0	0	Restricted Investments - Unrealised Loss/Gain on Investments 02022/20	0	0	0	(F)
998,556	1,005,054	Restricted Investments - Long Service Leave 02022/90	1,024,106	1,024,683	(577)	(U)
76,292,697	76,917,621	Total Restricted Cash	62,713,724	68,095,221	(5,381,497)	(U)
86,426,732	81,938,220	TOTAL CASH AND INVESTMENTS	68,267,583	72,192,491	(3,924,908)	(U)

The Cash at Bank - Municipal Fund represents the balance on the last day of the relevant month. Any portion of the balance available for investment is transferred into the Investment - Municipal Fund account in the following period. Funds held in the Cash at Bank - Municipal Fund continue to accrue interest as per the Westpac commercial rates.

EMRC Investment Report

April 2021

I. Overall Portfolio Limits				
S&P Long Term Rating	S&P Short Term Rating	% Portfolio	Investment Maximum %	
AAA	A-1+	70.97%	100.00%	
AA	A-1	12.26%	100.00%	
BBB	A-2	16.77%	15.00%	
		100.00%		

Investment by S&P Rating

S&P Rating	% Portfolio
A-1+	70.97%
A-1	12.26%
A-2	16.77%

II. Single Entity Exposure				
	S&P Long Term Rating	S&P Short Term Rating	% Portfolio	
AMP	BBB	A-2	4.52%	
ANZ Banking Group	AAA	A-1+	12.26%	
ME Bank	BBB	A-2	4.52%	*
NAB	AAA	A-1+	32.90%	
Rural Bank	BBB	A-2	0.00%	*
Westpac / St. George Bank	AAA	A-1+	28.38%	
Suncorp	AA	A-1	0.00%	*
Bank of Queensland	BBB	A-2	3.87%	
Macquarie Bank	AA	A-1	13.55%	
			100.00%	

* Non-Fossil Fuel ADI (Authorised Deposit Taking Institution)

III. Term to Maturity Framework				
Investment Policy Guidelines				
Maturity Profile	% Portfolio	% Min	% Max	
Less Than 1 Year	100.00%	40%	100%	
Greater than 1 year & less than or equal to 3 years	0.00%	0%	60%	
	100.00%			

IV. Fossil Fuel Divestment				
			% Portfolio	
Non-Fossil Fuel ADI's			4.52%	
Fossil Fuel ADI's			95.48%	
			100.00%	

NB: This report is consistent with the reporting requirements of the Policy 3.3 - Management of Investments Policy



14.4 REQUEST FOR TENDER RFT 2021 – 001 CLEANING SERVICES TO EMRC SITES

REFERENCE: D2021/08054

PURPOSE OF REPORT

The purpose of this report is to advise Council of the results of Tender RFT 2021-001 Cleaning Services to EMRC Sites and recommend acceptance of the Tender from Quad Services Pty Ltd for cleaning services to the Ascot Place Administration Building and the Hazelmere Resource Recovery Park and CSCH Pty Ltd t/as Charles Service Company for cleaning services to the Red Hill Waste Management Facility.

KEY POINTS AND RECOMMENDATION(S)

- The current cleaning contracts for the EMRC sites following their three (3) year contract terms plus optional two (2) year extensions, are due to expire on 31 May 2021.
- A request for tender for the provision of cleaning services to EMRC sites was advertised via Tenderlink, local Libraries and the West Australian on 6 February 2021.
- The tender closed on 26 February 2021 with a total of 8 conforming submissions and 2 non-conforming submissions being received.
- The proposed term for the two (2) contracts is three (3) years plus two (2) optional one (1) year extensions.
- The request for tender allowed for separable portions to be tendered for to cover up to three (3) EMRC sites.
- The award of the two (2) separate contracts covering all EMRC sites will result in the most advantageous outcome to the EMRC, demonstrating best value for money by saving the EMRC a total of \$13,463.80 over a contract period of three (3) years plus two (2) optional one (1) year extensions.
- A contingency allowance of 10% of the total contract sum is recommended to cover unexpected costs during the contract period.

Recommendation(s)

That:

1. Council award Tender RFT 2021-001 Cleaning Services to EMRC Sites based on separate fixed price schedules (subject to annual CPI adjustments) for 3 years with two (2) optional one (1) year extensions at the sole discretion of the EMRC to:
 - i) Quad Services Pty Ltd for \$54,508.42 per annum (ex GST) for the provision of cleaning services to the Ascot Place Administration Building and Hazelmere Resource Recovery Park; and
 - ii) CSCH Pty Ltd t/as Charles Service Company for \$28,670.00 per annum (ex GST) for the provision of cleaning services to the Red Hill Waste Management Facility.
2. The CEO be authorised on behalf of the EMRC to enter into a contract separately with:
 - i) Quad Services Pty Ltd in accordance with their submitted tender, subject to any minor variations that may be agreed between the EMRC and Quad Services Pty Ltd.
 - ii) CSCH Pty Ltd t/as Charles Service Company in accordance with their submitted tender, subject to any minor variations that may be agreed between the EMRC and CSCH Pty Ltd t/as Charles Service Company.
3. Council authorise a 10% contingency based on the tendered price schedule for any contract variations that may arise in relation to Tender RFT 2021-001 Cleaning Services to EMRC Sites.



Item 14.4 continued

SOURCE OF REPORT

Chief Financial Officer

BACKGROUND

A contract for the provision of cleaning services to the Red Hill Waste Management Facility and the Hazelmere Resource Recovery Park was awarded to BrightMark Group Pty Ltd on 14 July 2017 for a period of three (3) years plus two (2) optional one (1) year extensions.

A contract for the provision of cleaning services to the Ascot Place Administration Building was awarded to Advanced National Services Pty Ltd on 25 March 2015 for a period of three (3) years plus two (2) optional one (1) year extensions. This contract was extended for a further period of 12 months, following the exercise of the second single year extension, due to the Covid-19 pandemic.

Both contracts are now due to expire on 31 May 2021 following the exercisable options to extend each contract.

The following is a summary of the spend in the last five (5) financial years for cleaning services across the EMRC sites:

	Ascot Place Administration Building Ex GST	Red Hill Waste Management Facility Ex GST	Hazelmere Resource Recovery Park Ex GST	TOTAL Ex GST
Total cleaning costs for the past 5 years (1 July 2015 – 30 June 2020)	\$ 160,092.87	\$ 130,959.46	\$ 51,288.34	\$ 342,340.67

REPORT

The EMRC developed a Request for Tender (RFT) for the provision of cleaning services to EMRC sites as the current cleaning contracts for all EMRC sites are nearing expiration.

The term for the provision of cleaning services to EMRC sites shall be for 3 years with two (2) optional one (1) year extensions at the sole discretion of the EMRC.

The RFT was advertised via Tenderlink, local Libraries and the West Australian on 6 February 2021 and the closing date for submissions was 26 February 2021. The evaluation panel comprised of EMRC officers from all EMRC sites. The evaluation process was completed and a recommendation report was prepared.

A total of 8 conforming tender submissions were received from:

- Allclean Property Services Plus;
- Bellrock Cleaning Services Pty Ltd;
- Brightmark Group Pty Ltd;
- Charles Service Company;
- Cleanmaster International Pty Ltd;
- Mission Impossible Facility Services;
- Quad Services Pty Ltd; and
- Storm International Pty Ltd



Item 14.4 continued

The following suppliers made submissions but after the compliance check conducted by EMRC Procurement they were classified as non-compliant submissions as they did not address the requirements in respect of the RFT Compliance Criteria:

- Iconic Property Services Pty Ltd; and
- OCS Services Pty Ltd

The evaluation panel assessed the submissions on the following criteria:

Assessment Criteria	Weighting
(a) Green Cleaning, Environmental Protection and Equipment	15%
(b) Tenderer's Resources and Experience	15%
(c) Demonstrated Understanding of Required Tasks	15%
(d) Industrial Relations	10%
(e) Health and Safety Management Plan	10%
(f) Quality Assurance and Staff Training	10%
(g) Pricing	25%

After combining the weighted scores for both the qualitative criteria and price and based on the Evaluation Panel's evaluation, the submission from Quad Services Pty Ltd and CSCH Pty Ltd t/as Charles Service Company demonstrated the most advantageous submissions and are considered to offer the best value for money.

The price submitted by Quad Services Pty Ltd amounted to an annual cost of \$54,508.42 (ex GST) for the cleaning of the Ascot Place Administration Building and Hazelmere Resource Recovery Park and CSCH Pty Ltd t/as Charles Service Company amounted to an annual cost of \$28,670.00 (ex GST) for the cleaning of the Red Hill Waste Management Facility.

The award of two (2) separate contracts totalling \$415,892.13 (ex GST) for the provision of cleaning services across EMRC sites will result in cost savings to the EMRC of approximately \$13,463.80 over a total contract period of up to five (5) years.

The estimated cost of the first year of cleaning costs under this new tender is \$83,178.42 across all EMRC sites. This compares with an average annual spend with the cleaning contractors of \$68,468.13. The increase is predominantly attributable to the new tender, taking into account the cost of provision for consumables where this was procured separately, as well as specialised cleaning services in the event of a COVID-19 outbreak and the use of green, environmentally friendly cleaning products.

A contingency allowance of 10% of the contract sum is recommended to allow for any unforeseen circumstances that may arise during the contract term with each supplier.

STRATEGIC/POLICY IMPLICATIONS

Key Result Area 3 – Good Governance

- 3.5 To improve organisational culture, health, welfare and safety

FINANCIAL IMPLICATIONS

Nil



Item 14.4 continued

SUSTAINABILITY IMPLICATIONS

Green cleaning, environmental protection and equipment was factored into the request for tender scope of works to minimise the impact on the use of harsh chemicals in cleaning on the environment.

RISK IMPLICATIONS

RISK: Request for Tenders that are over the Chief Executive Officer's delegated authority limit must be approved by Council prior to the award of the contract.		
Consequence	Likelihood	Rating
Moderate	Unlikely	Medium
Action/Strategy		
Council to authorise the CEO to enter into a contract with the recommended tenderer(s), the subject of this report.		

MEMBER COUNCIL IMPLICATIONS

Member Council	Implication Details
Town of Bassendean	} Nil
City of Bayswater	
City of Belmont	
City of Kalamunda	
Shire of Mundaring	
City of Swan	

ATTACHMENT(S)

Nil

VOTING REQUIREMENT

Simple Majority



Item 14.4 continued

RECOMMENDATION(S)

That:

1. Council award Tender RFT 2021-001 Cleaning Services to EMRC Sites based on separate fixed price schedules (subject to annual CPI adjustments) for 3 years with two (2) optional one (1) year extensions at the sole discretion of the EMRC to:
 - i) Quad Services Pty Ltd for \$54,508.42 (per annum) (ex GST) for the provision of cleaning services to the Ascot Place Administration Building and Hazelmere Resource Recovery Park; and
 - ii) CSCH Pty Ltd t/as Charles Service Company for \$28,670.00 (ex GST) for the provision of cleaning services to the Red Hill Waste Management Facility.
2. The CEO be authorised on behalf of the EMRC to enter into a contract separately with:
 - i) Quad Services Pty Ltd in accordance with their submitted tender, subject to any minor variations that may be agreed between the EMRC and Quad Services Pty Ltd.
 - ii) CSCH Pty Ltd t/as Charles Service Company in accordance with their submitted tender, subject to any minor variations that may be agreed between the EMRC and CSCH Pty Ltd t/as Charles Service Company.
3. Council authorise a 10% contingency based on the tendered price schedule for any contract variations that may arise in relation to Tender RFT 2021-001 Cleaning Services to EMRC Sites.

COUNCIL RESOLUTION(S)

MOVED CR

SECONDED CR



14.5 ITEMS CONTAINED IN THE INFORMATION BULLETIN

REFERENCE: D2021/07465

The following items are included in the Information Bulletin, which accompanies the Agenda.

- 1.1 REGISTER OF COUNCIL RESOLUTIONS 2021 (Ref: D2021/07463)
- 1.2 CEO EXERCISE OF DELEGATED POWERS AND DUTIES (Ref: D2021/07464)
- 1.3 2020/2021 COUNCIL TONNAGE COMPARISONS AS AT 30 APRIL 2021 (Ref: D2021/07466)
- 1.4 CORPORATE BUSINESS PLAN 2020-2021 – 2024/2025 PROGRESS REPORT JANUARY TO MARCH 2021 (Ref: D08051)
- 1.5 WASTE EDUCATION UPDATE – JANUARY TO MARCH 2021 (Ref: D2021/08053)
- 1.6 URBAN AND NATURAL ENVIRONMENT TEAMS UPDATE – JANUARY TO MARCH 2021 (Ref: D2021/08045)

RECOMMENDATION(S)

That Council notes the items contained in the Information Bulletin accompanying the 27 May 2021 Ordinary Meeting of Council Agenda.

COUNCIL RESOLUTION(S)

MOVED CR

SECONDED CR



15 REPORTS OF COMMITTEES

15.1 LEGAL COMMITTEE MEETING HELD 15 APRIL 2021

(REFER TO MINUTES OF COMMITTEE)

REFERENCE: (D2021/05522 [LC] D2021/08090)

The minutes of the Legal Committee meeting held on **15 April 2021** accompany and form part of this agenda – (refer to section of 'Minutes of Committees' for Council accompanying this Agenda).

QUESTIONS

The Chairman invites general questions from members on the minutes of the Legal Committee.

RECOMMENDATION(S)

That with the exception of items, which are to be withdrawn and dealt with separately, Council notes the recommendations in the Legal Committee report (Section 15.1).

COUNCIL RESOLUTION(S)

MOVED CR

SECONDED CR

15.2 LEGAL COMMITTEE MEETING HELD 6 MAY 2021

(REFER TO MINUTES OF COMMITTEE)

REFERENCE: (D2021/07207 [LC] D2021/08196)

The minutes of the Legal Committee meeting held on **6 May 2021** accompany and form part of this agenda – (refer to section of 'Minutes of Committees' for Council accompanying this Agenda).

QUESTIONS

The Chairman invites general questions from members on the minutes of the Legal Committee.

RECOMMENDATION(S)

That with the exception of items, which are to be withdrawn and dealt with separately, Council notes the recommendations in the Legal Committee report (Section 15.2).

COUNCIL RESOLUTION(S)

MOVED CR

SECONDED CR



16 REPORTS OF DELEGATES

16.1 MUNICIPAL WASTE ADVISORY COUNCIL (MWAC) MINUTES HELD 28 APRIL 2021

Cr G Johnson, the MWAC delegate member for the EMRC, has provided the minutes of the MWAC as attached.

ATTACHMENT(S)

1. Municipal Waste Advisory Council Minutes – 28 April 2021 (Ref: D2021/08206)
2. Additional Papers (Ref: D2021/08207)



Municipal Waste Advisory Council

Minutes

4.00pm Wednesday
28 April 2021
WALGA
Online

CONTENTS

1	PROCEDURAL MATTERS	4
1.1	MWAC Minutes tabled at WALGA State Council.....	4
2	MINUTES OF PREVIOUS MEETING	4
2.1	Confirmation of the Previous MWAC Minutes.....	4
2.2	Business Arising from the Previous MWAC Minutes.....	4
3	DECISION ITEMS	5
3.1	Submission on the National TV and Computer Product Stewardship Scheme Rules***	5
3.2	Submission on the Waste Plastic Export Ban Rules***	6
3.3	Submission to the Inquiry into the Hazardous Waste (Regulation of Exports and Imports) Amendment Bill 2021 ***	7
3.4	Submission on the Review of the NEPM for Used Packaging ***	7
4	DISCUSSION ITEMS	8
4.1	Advocacy Campaign – Effective Product Stewardship for Packaging***	8
5	INFORMATION ITEMS	9
5.1	Household Hazardous Waste Program – 9 year data set	9
5.2	Regional Collaboration	11
5.3	Harmonisation of Bin Systems	11
5.4	National Asbestos Reporting Requirements	11
6	REPORTS	12
6.1	Working Groups/Committee Reports	12
7	OTHER GENERAL BUSINESS	13
8	NEXT MEETING	13

ATTENDANCE

Cr Doug Thompson (Fremantle)	Southern Metropolitan Regional Council	<i>Chair</i>
Mayor Logan Howlett (Cockburn)	WALGA State Council	
Mayor Ruth Butterfield (Armadale)	WALGA State Council	
Cr Peter Abetz	City of Gosnells	
Cr Giorgia Johnson (City of Bayswater)	Eastern Metropolitan Regional Council	
Cr Jenny Green (Mandurah)	Rivers Regional Council	
Cr Tresslyn Smith (Bunbury)	Bunbury Harvey Regional Council	
Mr Tim Youé	Southern Metropolitan Regional Council	<i>OAG Chair</i>
Mr Tony Battersby	Bunbury Harvey Regional Council	
Mr Gunther Hoppe	Mindarie Regional Council	
Mr John McNally	Rivers Regional Council	
Mr Stefan Frodsham	Western Metropolitan Regional Council	
Mr Chris Hoskisson (Joondalup)	Metropolitan Local Government	
Mr James Trail (Coolgardie)	Non-Metropolitan Local Government	
Ms Rebecca Brown	Municipal Waste Advisory Council	
Ms Candy Wong	Municipal Waste Advisory Council	
Ms Tazra Hawkins	Municipal Waste Advisory Council	

APOLOGIES

Ms Narelle Cant	WA Local Government Association
Mayor Tracey Roberts	WALGA President
Mr Douglas Bruce	Eastern Metropolitan Regional Council
Cr Bob Hall	City of Greater Geraldton
Ms Ruth March (Albany)	Non-Metropolitan Local Government
Cr Stephanie Stroud (Subiaco)	Western Metropolitan Regional Council

1 PROCEDURAL MATTERS

1.1 Confirmation of the Previous MWAC Minutes

A summary of the Minutes of the Municipal Waste Advisory Council meeting held Wednesday, 24 February will be noted at the WA Local Government Association State Council meeting on Wednesday, 5 May 2021.

2 MINUTES OF PREVIOUS MEETING

2.1 Confirmation of the Previous MWAC Minutes

MUNICIPAL WASTE ADVISORY COUNCIL MOTION (CR ABETZ/MAYOR BUTTERFIELD)

That the Minutes of the meeting of the Municipal Waste Advisory Council held on 24 February 2021 be confirmed as a true and accurate record of the proceedings.

2.2 Business Arising from the Previous MWAC Minutes

A	Issue	August 2018 MWAC Item 3.4 Community and Industry Engagement Grant - Feedback		
	Action	That the Municipal Waste Advisory Council endorse: 1. Providing feedback to the Waste Authority on the CIE Projects 2. Undertaking the following Projects as staffing capacity allows: <ul style="list-style-type: none">○ Reuse Shop Awards○ Non-Metropolitan Waste Summit○ Container Deposit Scheme – events		
	Timeframe		Status	1. Complete – response yet to be received 2. Reuse Shop Awards – will be progressed in 2021.

B	Issue	October 2020 MWAC Item 4.1 Strategic Planning for Non-Metropolitan Waste Management		
	Action	Correspondence be sent to the Waste Authority highlighting the need to fast track non-metropolitan waste planning – across all waste streams.		
	Timeframe		Status	Work in progress

3 DECISION ITEMS

3.1 *Submission on the National TV and Computer Product Stewardship Scheme Rules****

MUNICIPAL WASTE ADVISORY COUNCIL MOTION (CR ABETZ/MAYOR BUTTERFIELD)

That the Municipal Waste Advisory Council endorse the draft Submission on the National TV and Computer Product Stewardship Scheme Rules.

In Brief

- The Rules are the new Regulations required to implement the Scheme because the legislation which was the head of power for the Scheme has changed. In 2018 the Scheme was reviewed and the updated Rules contain some improvements.
- However, as highlighted in the Draft Submission some of the major concerns that were raised in the Review of the Scheme have not been addressed, in particular the need to make recycling targets applicable at a State/Territory level, rather than national.

Background

The *Product Stewardship Act 2011* was the head of power under which the National TV and Computer Recycling Scheme (NTCRS) was implemented as a co-regulatory Product Stewardship Scheme. This Act has been repealed and incorporated into the *Recycling and Waste Reduction Act 2020*. As there is a new Act, new Regulations are required for the NTCRS to continue – these are the Rules.

The NTCRS was reviewed in 2018 and WALGA recommended a range of changes to how the Scheme was implemented to improve access and equity. The Government has responded to the review and some changes have been made, including a new addition aimed at improving the advertising of recycling opportunities for the Scheme.

Comment

In the draft Submission the two key issues highlighted were:

- Additional ways of advertising access to recycling opportunities which would improve community access to the Scheme
- That Targets for the Scheme should be on a jurisdictional rather than national basis.

Other Local Government Associations have made similar submissions. The Submission was due on Thursday, 1 April 2021. The Submission was attached (pg. 1).

Discussion at the Municipal Waste Advisory Council

The intention of the Scheme was to reduce costs to Local Government which it has done for a number of years, however the NTCRS only accepts TVs and computers (this includes computer peripherals). Over recent years there has been a surge in the consumption of electronic products and there is a clear need to develop an equitable, nationwide product stewardship scheme that includes all e-waste. The term e-waste is broadly defined as anything with a battery or a plug.

The inadequacy of the Scheme has led to many WA Local Governments paying the costs for TV, computer and e-waste recycling. Sometimes this has been because they are not a NTCRS site or the products collected are out of scope of the Scheme. For example, Bunbury Harvey Regional Council receives e-waste from surrounding Local Governments and has been paying approximately \$35,000 a year for e-waste recycling. This issue has become even more urgent in terms of action since SIMS E-Recycling, one of the NTCRS Arrangements, will cease recycling e-waste in Australia. The Western Metropolitan Regional Council has been directly impacted by this decision and will be left without a funded site within the next fortnight.

Since this is an issue that impacts all States and Territories WALGA is proposing to conduct a national survey on the cost of e-waste recycling. Once the data has been gathered WALGA will be able to collaborate with ALGA and other Local Government Associations to pursue national advocacy.

MWAC members expressed interest in what happens to the e-waste collected in WA. The Executive Officer indicated it was recycled locally through Total Green Recycling.

3.2 Submission on the Waste Plastic Export Ban Rules***

MUNICIPAL WASTE ADVISORY COUNCIL MOTION (CR ABETZ/MAYOR BUTTERFIELD)

That the Municipal Waste Advisory Council endorse the draft Submission on the Waste Plastic Export Ban Rules.

In Brief

- MWAC provided [comment](#) on the Discussion Paper on the Waste Plastic Export Ban, which preceded the development of the Rules (the regulations required to implement the ban).
- In the draft Submission on the Rules, the key issues highlighted include:
 - Waste Plastic Specifications
 - Contingency planning.

Background

Export bans were announced in 2019 and since that time the Federal Department has been working to ensure that the legislative process is in place to implement the bans. There have also been funding announcements regarding local reprocessing infrastructure. The Waste Plastic Rules put in place requirements for both mixed plastics, which cannot be exported as of 1 July 2021, and single resin plastics, which can be exported but will require a licence.

Comment

The issues raised in the MWAC Submission on the Discussion Paper were not addressed in the Rules, in particular the need to have contingency planning in place. The draft Submission identifies the need for the Department to be appropriately resourced with expertise to determine whether the waste plastic specifications provided by industry are legitimate uses for plastics. The Submission again highlights the need for contingency planning to be in place. The Submission was due on Thursday, 1 April 2021. WALGA has engaged with the other Local Government Associations and Australian Local Government Association on this matter to highlight the significant impact the bans could have on the cost of kerbside recycling. WALGA is also hosting an Executive Forum, for Local Government CEOs and senior management on Wednesday, 21 April regarding the potential impact of the Export bans on the cost of kerbside recycling. The Submission was attached (**pg. 3**).

Discussion at the Municipal Waste Advisory Council

While funding announcements have been made for local reprocessing infrastructure, it is not known yet whether agreements have been signed between the Federal and State Governments, and the organisations that have received funding. Whether WA will have sufficient reprocessing capacity for mixed plastics by 1 July is still of major concern as domestic solutions are likely to give rise to additional costs for Local Government.

The Container Deposit Scheme Baseline Audit Report commissioned by the Department of Water and Environmental Regulation estimated an average of 2.86%, 2.32% and 2.22% by weight of PET, HDPE and mixed plastics respectively in the composition of kerbside recycling bins. Funding has been primarily directed to reprocess PET and HDPE plastics leaving a gap for mixed plastic reprocessing. Even if there was a cost efficient way of separating out the other plastic codes that comprise mixed plastics there is not enough volume to generate market demand similar to that of PET and HDPE.

3.3 Submission to the Inquiry into the Hazardous Waste (Regulation of Exports and Imports) Amendment Bill 2021 ***

MUNICIPAL WASTE ADVISORY COUNCIL MOTION (CR ABETZ/MAYOR BUTTERFIELD)

That the Municipal Waste Advisory Council endorse the draft Submission to the Inquiry into the Hazardous Waste (Regulation of Export and Imports) Amendment Bill 2021.

In Brief

- The Australian Government, with other signatories, agreed to various changes to the Basel Convention in May 2019.
- These changes will be enacted through the Hazardous Waste (Regulation of Export and Imports) Amendment Bill 2021.
- The main focus of the Associations short Submission was to ensure there was no duplication of effort or inconsistency with the Waste Plastic Rules, which will be implemented under the *Recycling and Waste Reduction Act 2020*.

Background

The Basel Convention on the Control of Transboundary Movements of Hazardous Wastes and their Disposal is an international agreement which is intended to restrict/regulate the movements of materials deemed hazardous between countries. In May 2019 signatories to the Convention agreed to make amendments which included a focus on waste plastics. The Convention amendments that resulted came into force in January 2021.

Comment

In providing a brief draft Submission to the Inquiry the intent was to ensure there was not a duplication of effort or any different outcomes. For example the Bill includes a clause which allows the Minister to issue exemptions for certain products going to legitimate end markets, but the Waste Plastic Rules do not. The Submission was due on Wednesday, 7 April, with the Committee to Report 5 May 2021. The Submission was attached (pg. 5).

Discussion at the Municipal Waste Advisory Council

The Council sought further detail on how the Minister could issue exemptions. No specific suggestions were included in the Submission because the Minister would need to consider a range of factors in order to issue exemptions. The Submission does note that if landfill becomes the only option for a material under a circumstance, then that material should be allowed to be exported.

The Executive Officer will send correspondence via email to the Department of Agriculture, Water and the Environment to provide more commentary on the types of reasons export could be considered.

3.4 Submission on the Review of the NEPM for Used Packaging ***

MUNICIPAL WASTE ADVISORY COUNCIL MOTION (CR ABETZ/MAYOR BUTTERFIELD)

That the Municipal Waste Advisory Council endorse the draft Submission on the Review of the co-regulatory arrangement under the National Environmental Protection (Used Packaging Materials) Measure 2011.

In Brief

- The National Environmental Protection (Used Packaging Materials) Measure (Packaging NEPM) is the legislative framework which currently underpins the Australian Packaging Covenant Organisation (APCO).
- The review of the Packaging NEPM offers an opportunity for significant change to how packaging is managed in Australia, including making it easy for the community to recycle, for the materials collected to be recycled and ensuring that the packaging industry take financial and/or physical responsibility for their products at end of life.

Background

The Packaging NEPM and the Australian Packaging Covenant predate the national Product Stewardship legislation. The NEPM approach, essentially the same legislation duplicated in each jurisdiction, has limitations as the enforcement of the legislation is reliant on each jurisdiction's priority and resourcing. The review of the Packaging NEPM provides an opportunity to move APCO under the new *Recycling and Waste Avoidance Act 2020* and to strengthen the requirements on the packaging industry.

Comment

The draft Submission identifies:

- *We need to make it easy for the community to recycle* through consistent messaging about what can and can't be recycled in kerbside recycling bins, clear and easy to understand labelling and reduction/elimination of packaging products which are not recyclable through the kerbside system.
- *Export bans are likely to increase the cost of kerbside recycling* as there is no guarantee that onshore processing is going to be as cost effective as exporting product to overseas markets, and current indications are that it may be more expensive.
- *A renewed Product Stewardship Scheme for Packaging is essential*, which:
 - Is constituted under the national legislation to facilitate a consistent, streamlined, efficient and effective approach
 - Is delivered by a single Product Stewardship Organisation
 - Covers all the costs associated with recycling products
 - Includes mandatory product labelling – for recyclability
 - Prohibits the sale of products onto the market which are not readily recyclable through the kerbside collection system.
- *The deposit and materials covered by Container Deposit Schemes increases* to give the community more incentive to return materials, and make the system more easily understandable

The Submission was due on 12 March 2021. The Submission was attached (pg. 7).

Discussion at the Municipal Waste Advisory Council

This item was passed with minimal discussion.

4 DISCUSSION ITEMS

4.1 Advocacy Campaign – Effective Product Stewardship for Packaging***

In Brief

- As of 1 July, mixed plastics will be subject to an Export ban, this is likely to have an immediate impact on the cost of recycling.
- WALGA held an Executive Forum on Wednesday, 21 April to discuss the Export Bans, Waste Avoidance, Reducing Contamination and Advocacy.

For Discussion

- Advocacy campaign for effective Product Stewardship for Packaging

Background

COAG agreed to Export Bans in 2019. The Legislation to enable the bans has been put in place and significant funding has been provided by Federal and State Government and the waste industry to develop infrastructure to ensure there are local processing options for recycling. However, there is one key element that has yet to be addressed – who pays for the ongoing costs? A presentation was provided to the Executive Forum held on Wednesday, 21 April with over 50 Local Government representatives in attendance. Although figures are very approximate, it is highly likely that the costs of kerbside recycling will increase because of the export bans.

MWAC has a clear position regarding Product Stewardship and the export bans represent a key opportunity for a concerted advocacy campaign to be undertaken on this issue. WALGA will work with other Associations (Local Government and industry) to push this issue. As the review of the Packaging NEPM is underway, this is the ideal time for change to occur. The presentation from the Executive Forum was attached (**pg. 10**).

Discussion at the Municipal Waste Advisory Council

All levels of Australian Government have invested funding targeted at the issue of packaging yet there is still a lack of commitment from the packaging industry to progress significant change. In the absence of a national product stewardship scheme to address packaging, State Governments are investigating options for state-based schemes. Currently the WARR Act includes provisions for product stewardship schemes and extended producer responsibility however these provisions need to be strengthened, which WALGA raised during the consultation for the review of the Act. WALGA will develop a campaign approach document that highlights the pressure points and key decision timeframes.

5 INFORMATION ITEMS

5.1 *Household Hazardous Waste Program – 9 year data set*

- The HHW Program has 9 full years of material collection data (2011/12 – 2019/20).
- Over 9 years, 4,722 tonnes of HHW was collected through the Program from Permanent facilities. 51% was paint, 14% LPG cylinders, 12% was batteries and 6% was flammable liquids.
- Through Temporary Collection Days an additional 300 tonnes of HHW was collected.
- Figure 1 shows an overall reduction in HHW through the Program, due to Paint being collected through the Paintback Scheme.
- Figure 2 shows that once paint is removed from the overall totals, the amount of HHW being collected through the Program continues to increase.
- Figure 3 shows the breakdown of the top four materials collected through the Program, the expenditure of the HHW Program, and the amount of paint collected by Paintback (data provided from Paintback). This graph shows the reduction in expenditure and materials collected through the HHW Program as more HHW facilities became Paintback collection locations. It also shows that as the amount of paint collected through the HHW Program reduces, Paintback increased their collections (also noting they accept commercial paint as well).

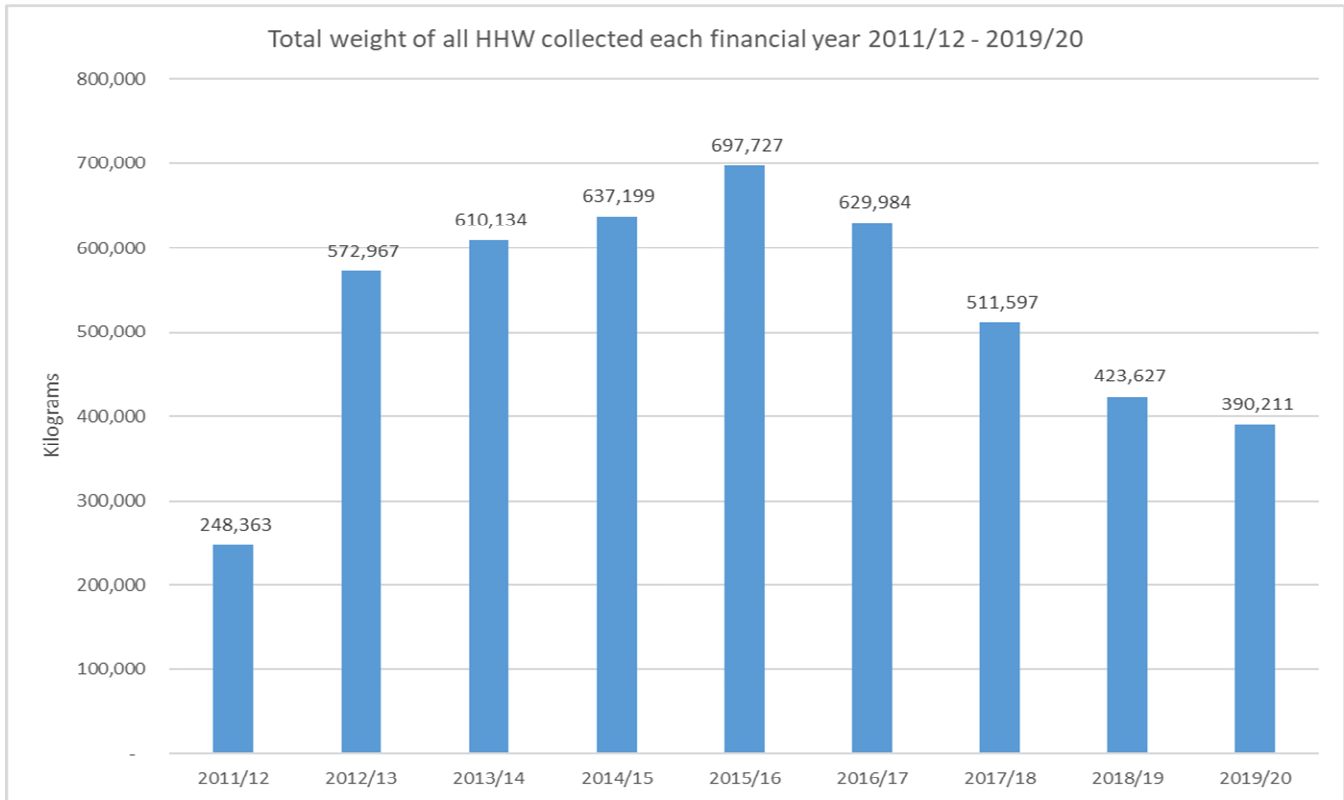


Figure 1. Total kilograms of HHW collected each financial year (excluding Temporary Collection Days).

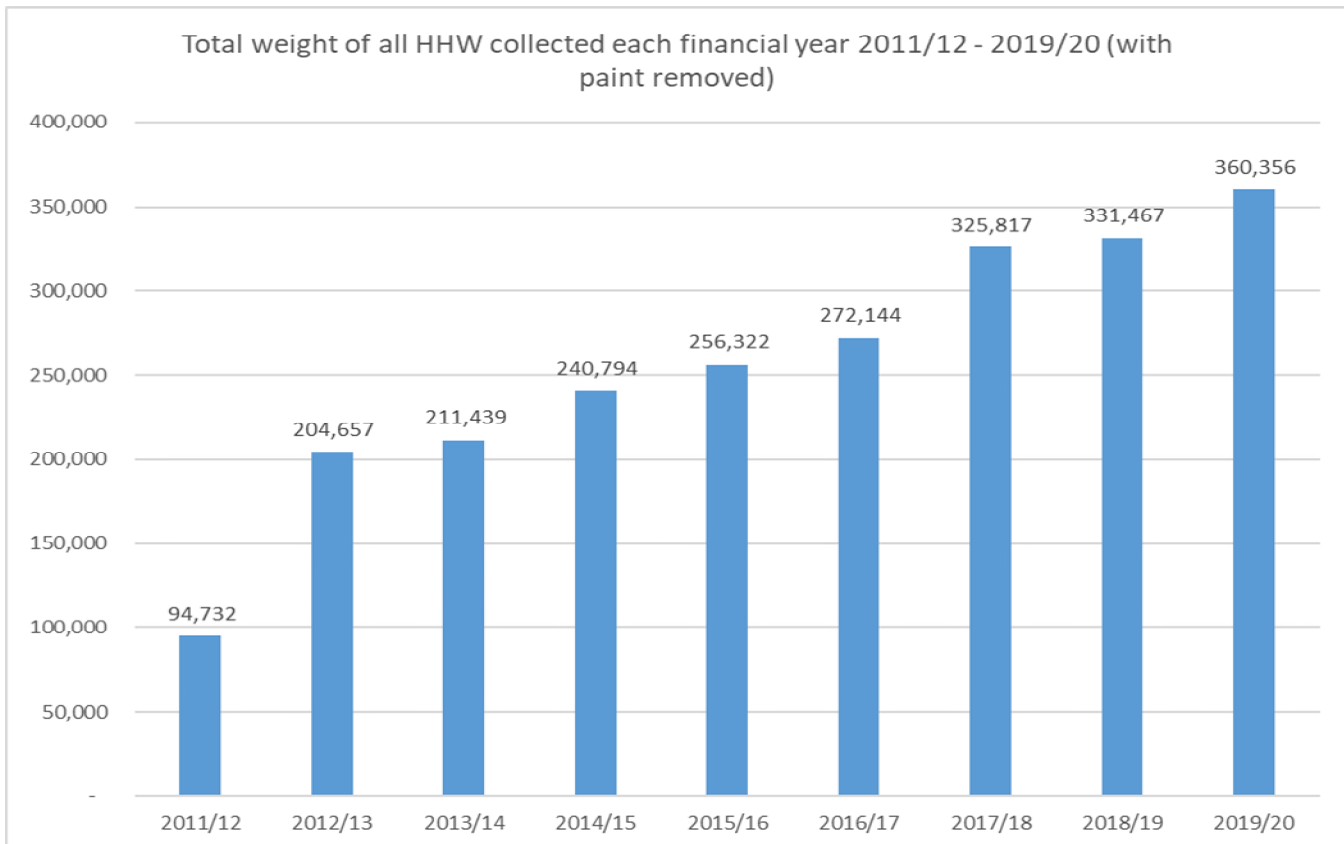


Figure 2. Total kilograms of HHW collected each financial year, with paint removed.

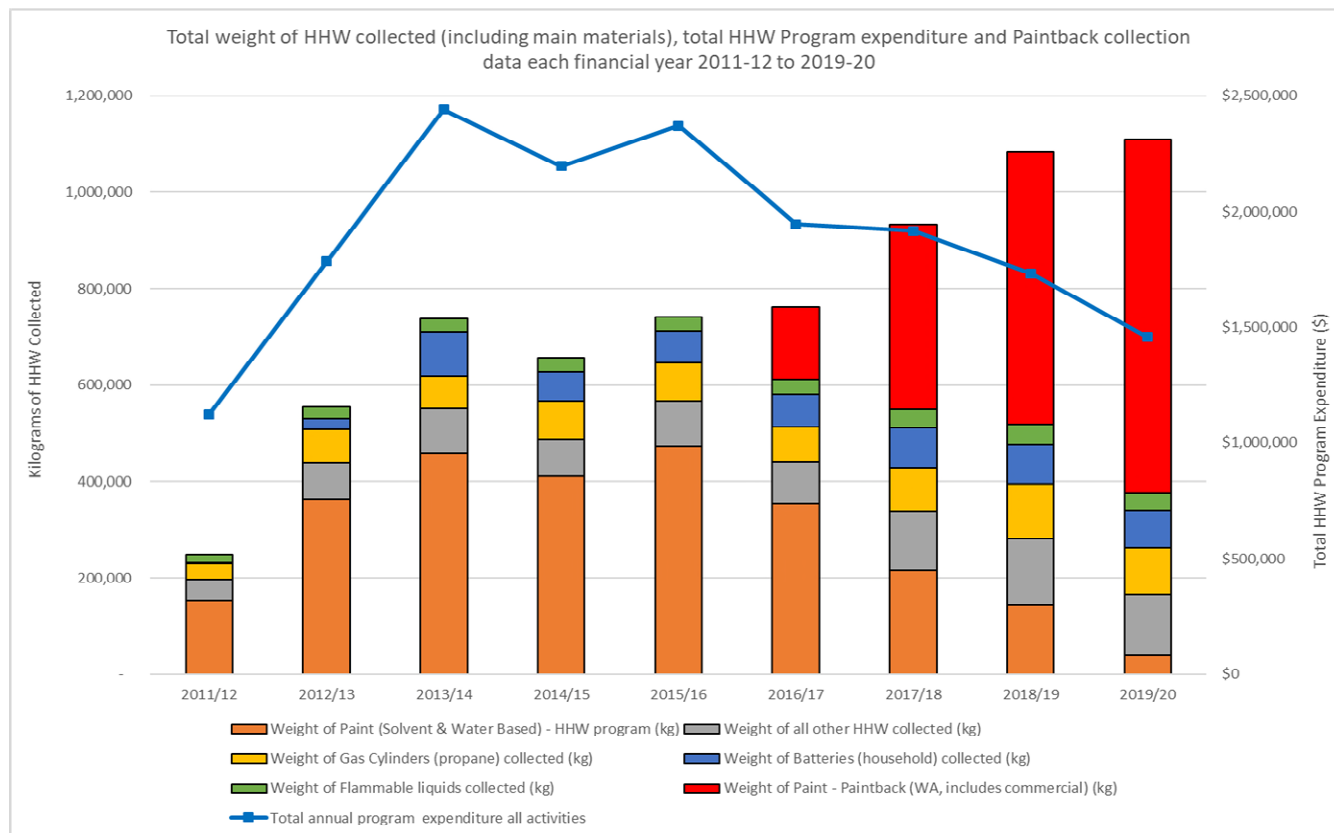


Figure 3. Total HHW collected, with top materials, Program expenditure and Paintback collection data from HHW facilities.

5.2 Regional Collaboration

- MWAC staff have started developing options for Regional Collaboration based on work WALGA has undertaken previously and a new grant recently received to pilot Climate Alliance approaches.

5.3 Harmonisation of Bin Systems

- As part of the National Plastic Plan there is agreement that *“the Australian Government will work with states and territories governments to harmonise kerbside recycling collection.”*
- The Australian Local Government Association (ALGA) represents the sector at the Meeting of Environment Ministers where this matter will be discussed.
- Information has been provided to ALGA on:
 - Bin lid colours
 - Consistent Communications Collective and agreed position in WA regarding what can and can’t be recycled through kerbside
 - Need for materials generated to be recyclable
 - Compulsory labelling requirements
 - Material Recovery Facilities and end markets.

5.4 National Asbestos Reporting Requirements

- The WA State Government have signed up to the National Asbestos Action Plan, which identifies a range of actions for Federal, State and Local Government. At a Federal level the Asbestos Safety and Eradication Agency (ASEA) is the relevant agency. At the State level there is an interagency Asbestos Working Group which the MWAC Executive Officer represents Local Government on.

- WALGA has expressed considerable concerns to ASEA about the low level of engagement with Local Government in the development of the Plan. Associated with the Plan are a number of reporting requirements which the State Government agency responsible (DMIRS) are now working through. They are taking a consultative and pragmatic approach to the level of reporting that Local Government will be able to provide.
- The MWAC Executive Officer sought volunteers from the OAG to review the reporting template that DMIRS have developed and identify what information Local Government is likely to capture and could potentially report. The following Officers volunteered to assist:
 - Libby Eustance (WMRC)
 - Ruth March (City of Albany)
 - Chris Hoskisson (City of Joondalup)

6 REPORTS

6.1 Working Groups/Committee Reports

1. Metropolitan Regional Council Working Group

Delegates/Nominees: Mr Tim Youé, Working Group Chair

This Group has not met since the previous MWAC Meeting.

2. Reducing Illegal Dumping Working Group

Delegates/Nominees: n/a

This Group has not met since the previous MWAC Meeting.

3. Vergeside Collection Working Group

Delegates/Nominees: n/a

This Group has a meeting Scheduled for Friday 23 April.

4. Waste Reform Advisory Group

Representative: MWAC Chair, MWAC Executive Officer and CEO of SMRC

The Group met on Tuesday 20 April.

Discussion at the Municipal Waste Advisory Council

The waste infrastructure audit has been completed. This was an assessment of all the waste infrastructure in WA including current capacities based on licence conditions. Talis Consultants has been engaged to work on the infrastructure plan for 2021/22. It was highlighted at the meeting that the absence of a waste infrastructure plan to inform the funding allocations was a significant oversight by the State Government.

5. Consistent Communications Collective

This Group met on Wednesday 28 April.

Discussion at the Municipal Waste Advisory Council

Work of this group is ongoing. Next promotional push will be for Compost in May. WasteSorted brand have provided some resources for Local Governments. The Recycle Right brand can provide similar resources.

6. Industry Training Reference Group

Representative: MWAC Executive Officer Members: Libby Eustance (WMRC), Emma Horsefield (LGIS), Emma Baker (Wanneroo), Brendan Twine (MRC), Justin Pereira (Remondis), Lia Barnett (WMRR).

This Group met on Tuesday 20 April to progress the development of the Waste Management Cert III.

7 OTHER GENERAL BUSINESS

7.1 COVID-19

- A member of the Council enquired as to whether Local Governments are prepared to receive additional waste generated amidst the COVID-19 pandemic, particularly materials that are recyclable but considered contaminated.
- All waste from hotel quarantine, including recyclable materials, must go to landfill. There is some data that suggests an increase in waste generation due to the single-use approach that has been adopted by many venues as well as potential increases in contamination levels in kerbside bins.
- WA Local Government are prepared to receive this waste, however there is great concern over increased volumes of medical waste, including personal protective equipment, becoming a significant proportion of the general waste stream.

7.2 Special Thanks

- Members of the Council expressed their gratitude to the Executive Officer and her team for their ongoing commitment to deliver high standards of advocacy on behalf of WA Local Governments.

7.3 Cleanaway Fire

- On Saturday, 24 April a fire broke out at the Cleanaway Transfer Station in Welshpool. The facility had a temporary set-up to hand sort and bale materials collected from kerbside recycling bins. Cleanaway have stated that this will not impact their service delivery and they are contacting all Local Governments who are serviced by the facility.
- The Southern Metropolitan Regional Council also recently experienced a small fire in their baling area that is thought to have been ignited by a boat flare and aerosol can that exploded under compression.
- These fires continue to highlight the importance of the work carried out by the Consistent Communications Collective in ensuring that the community is aware of what materials can and cannot go into their kerbside bins.
- Potentially hazardous items such as boat flares can be disposed of at any of the 15 Household Hazardous Waste (HHW) Permanent facilities and Department of Transport locations across WA. There is still the challenge of how to make disposal as easy and convenient as possible for the community.
- Over the coming years, the HHW Program is looking to expand the number of facilities Statewide. The Program Coordinator will investigate Extended Producer Responsibility options for boat flares and engage with the Department of Transport to see if they are willing to provide appropriate disposal information to their clientele.

The meeting **closed at 4:48pm.**

8 NEXT MEETING

The next meeting of the Municipal Waste Advisory Council will be held online at 4:00pm on **Wednesday, 30 June 2021.**



Submission on the Recycling and Waste Reduction (Product Stewardship – Televisions and Computers) Rules 2021

April 2021

Status of this Submission

This Submission has been prepared through the Municipal Waste Advisory Council (MWAC) for the Western Australian Local Government Association (WALGA). MWAC is a standing committee of WALGA, with delegated authority to represent the Association in all matters relating to solid waste management. MWAC's membership includes the major Regional Councils (waste management) as well as a number of Local Government representatives. This makes MWAC a unique forum through which all the major Local Government waste management organisations cooperate.

This Submission therefore represents the consolidated view of Western Australia Local Government. However, individual Local Governments and Regional Councils may have views that differ from the positions taken here.

Due to the timeframe for consultation, this Submission has not yet been considered by MWAC. It will be put before the Council at the upcoming meeting on Wednesday, 28 April 2021. The Department will be informed of any changes to this Submission following consideration by MWAC.

Introduction

The Western Australian Local Government Association (the Association) welcomes the opportunity to comment on the Recycling and Waste Reduction (Product Stewardship – Television and Computers) Rules 2021 (the Rules). Local Government has a keen interest in this matter given the key role the sector plays in collection of these products (and other electronic waste) for recycling.

The Association provided [comment](#) on the review of the National TV and Computer Product Stewardship Scheme in 2018 and appreciates the Government's comprehensive response to feedback received. Local Government also welcomes the coming investigation into the expansion of the Scheme to cover other electronic waste, as this is an increasing and costly material to collect and recycle. In a recent community survey commissioned by the Association, funded by the State Government, feedback indicated that although a number of people are disposing of their unwanted electronic waste appropriately (21% drop-off days, 11% retail drop-off, 8% Local Government facility), 21% reported placing it in the waste bin, 17% on the verge for collection and 11% in the recycling bin. This indicates there is an urgent need to provide the community with easy to access ways of recycling their unwanted electronic waste.

This Submission identifies some key concerns for Local Governments in Western Australia, including Advertising, Equitable Outcomes and Compliance for the Co-Regulatory Arrangements.

Reasonable Access Advertising

The Association identified deficiencies in the approach to advertising access to the Scheme in the Submission on the Review in 2018. These concerns were that there was very limited advertising in some circumstances of the access opportunity. The Association supports the move to specify the range of activities that can be used to advertise the access opportunity as outlined in the Rules:

2) Advertising must be reasonably appropriate for the purpose of notifying members of a local community about the type and location of a collection service, and may include, but is not limited to, advertising in the following ways:

- (a) on a social media service (within the meaning of the Enhancing Online Safety Act 2015);*
- (b) on a website that promotes recycling;*
- (c) on signage placed in close proximity to a collection service;*
- (d) on a poster or notice placed on a community billboard;*
- (e) on leaflets or pamphlets distributed to homes;*
- (f) in a local newspaper or magazine.*

(3) Advertising may be undertaken alone or jointly with the provider of a collection service.

In addition the Association suggests that advertising on Local Government websites or social media be included in the list. A recent Survey of Western Australian households, commissioned by the Association with funding from the State Government, asked residents how they would find out how to dispose of unwanted household hazardous waste; 50% of respondents indicated they would check the Council/Shire website, 37% said call Council/ Shire and 25% said they would check the Recycling calendar/guide from the Council/Shire. This is consistent with other surveys that have been undertaken by State and Local Governments which indicate that the community, in many instances, seeks information from their Local Government regarding waste management. The Rules state that the advertising “must be reasonably appropriate for the purpose of notifying members of a local community about the type and location of a collection service”. The Association suggests that to reduce ambiguity the word “reasonably” be removed. The notification to the community is either appropriate (as in accessible by the majority) or not. In addition to the type and location of the collection service, the other variable is the opening hours or in the case of an event date and time.

Feedback from Local Government on this matter has also highlighted that retailers selling material covered by the Scheme also need to be promoting these recycling options.

Recommendations:

- **That Local Government websites or social media be included in the list of advertising options**
- **That retailers of products covered by the Scheme be required to advertise to the local community recycling options for the products they sell**
- **Amend Section 2 “Advertising must be appropriate for the purpose of notifying members of a local community about the type, location and timing of a collection service”.**

Equitable Outcomes

One of the key recommendations from the Association's Submission on the review of the Scheme was to amend the parameters of the NTCRS to ensure the recycling target is applied on a jurisdictional basis. This is to ensure the equitable access to the Scheme across Australia and that the Co-Regulatory Arrangements ensure equitable outcomes and do not focus efforts on jurisdictions or areas where it is cheaper to recycle.

The data provided in the Association's Submission on the review of the Scheme identified:

*A comparison of the amount of material collected by the **three** Arrangements, that provided jurisdictional data for the 2016/17 Financial Year, shows that only 5.44% of material came from Western Australia. Western Australia accounts for approximately 10% of Australians¹, therefore it is clear that although the Arrangements are meeting the national recycling target, the service provision nationally is not equitable.*

Recommendation: The Rules be amended to reflect that the Targets should be met at a jurisdictional level.

¹ Australian Bureau of Statistics (2017). 3101.0 - Australian Demographic Statistics. Available online. <http://www.abs.gov.au/AUSSTATS/abs@.nsf/allprimarymainfeatures/30125843DE7F366ECA2582570013F5FE?opendocument>.

Submission on the Recycling and Waste Reduction (Export – Waste Plastic) Rules 2021



April 2021

Status of this Submission

This Submission has been prepared through the Municipal Waste Advisory Council (MWAC) for the Western Australian Local Government Association (WALGA). MWAC is a standing committee of WALGA, with delegated authority to represent the Association in all matters relating to solid waste management. MWAC's membership includes the major Regional Councils (waste management) as well as a number of Local Government representatives. This makes MWAC a unique forum through which all the major Local Government waste management organisations cooperate.

This Submission therefore represents the consolidated view of Western Australia Local Government. However, individual Local Governments and Regional Councils may have views that differ from the positions taken here.

Due to the timeframe for consultation, this Submission has not yet been considered by MWAC. It will be put before the Council at the upcoming meeting on Wednesday, 28 April 2021. The Department will be informed of any changes to this Submission following consideration by MWAC.

Introduction

The Western Australian Local Government Association (the Association) welcomes the opportunity to comment on the Recycling and Waste Reduction (Export – Waste Plastic) Rules 2021 (the Rules). The Association provided [comment](#) on the Waste Plastics Discussion Paper which informed the development of the Rules.

The Rules cover both the mixed plastic ban, commencing 1 July 2021, and the ban on export of unprocessed single resin or polymer, effective 1 July 2022. From 1 July 2021 exporters of plastic will need to sort the plastic into a single resin or polymer *and* hold a licence to export the material. From 1 July 2022 exporters of plastic will need to ensure the single polymer or resin is further processed *and* hold a licence to export the material.

This Submission discusses the approach to waste plastic specifications, the relationship between licence holder and supplier and the need for contingency planning to be place.

Waste Plastic Specification

To be eligible for export, plastic will need to meet a specification, the Rules identify two types of specification that can be used:

- Listed waste plastic specification – is a specification that has been listed by the Department of Agriculture, Water and the Environment (the Department) on its website
- Waste Plastic Specification - is defined as a written industry specification or standard that relates to the manufacture, processing or supply of waste plastic.

In the Paper accompanying the Rules, the Department has identified that specifications that are part of contractual arrangements may be commercial in confidence and these specifications do not have to be published. The applicant for an export permit will have to provide the Department with evidence to demonstrate how the waste plastic will comply with the specification. The Waste Plastic Specifications will be “assessed for their suitability on a case-by-case basis”.

The specification question is important, however it is also worth noting that it is not the specification alone that is considered by the Minister when determining whether to grant an export licence. In making the decision to grant an export licence, the Minister must have regard to a number of matters, including:

- The intended use of the plastic at its end destination
- Whether the nominated specification is appropriate for that intended use
- If the specification is not a listed specification – the polymer or resin type, thresholds for contamination, packaging and colour requirements. After 1 July 2022, there will be additional requirements relating to the plastic, including the physical size and shape of the plastic and whether the plastic is to be processed into flakes or pellets.

The first point means that there will be considerable oversight regarding the material use, so unsuitable material uses can be avoided. The Department will be administering the requirements on behalf of the Minister and will require a detailed understanding of the plastics markets, what products different plastics can be made into and the levels of contamination which are acceptable for various end uses. The Department will need to be very careful in undertaking these assessments, as there could be the potential for the intent of the export bans to be undermined if a high level of contamination is commercially acceptable. The Department will need sufficient administrative capacity to ensure that these applications can be assessed in a timely manner. The Department has established an [online portal](#) for these applications.

Waste Licence Holder / Plastic Supplier

The Rules identify that one of the conditions for a waste plastic licence is that:

11 (3) If the holder of the licence is not the supplier of the regulated waste plastic intended for export, the holder must have a commercial relationship with the supplier.

Feedback from Local Governments has indicated that not all Material Recovery Facilities are supplying directly to recyclers, instead they transact through a broker/buyer. Because of this process there may not be a commercial relationship between the holder of the licence and the supplier of the material.

Recommendation: Delete or re-word Section 11 (3) to ensure it does not prohibit current sales processes for recyclables.

Contingency Planning

The Rules provide an exemption process for material which is a “trade sample” of regulated plastic, but does not provide any other types of exemption. The Association strongly recommends that the Rules provide the Minister with the ability to grant exemptions in other circumstances. For example, if it is the choice is between export (to a legitimate destination/process) and landfill, that the option of export be allowed. Otherwise an unintended consequence of the export ban may be that mixed plastic is landfilled or used in waste to energy processes (when these become available).

Following implementation of the ban, there will be a need for effective contingency planning to ensure that should a plant be impacted by natural disaster, including fire, or financial instability, there will be alternative destinations available for the product. Until the markets mature there will be increased risk to emerging companies and developing markets. This is potentially an activity that could be undertaken at a national level.

Recommendations:

- **That the Rules be amended to provide the Minister with the ability to issue exemptions for the export of plastic in certain circumstances.**
- **That a contingency planning process be undertaken to determine potential end markets, should one or more processing plants be impacted by natural disaster or other situation that makes it inoperable.**

Submission on the Hazardous Waste (Regulation of Exports and Imports) Amendment Bill 2021

April 2021



Status of this Submission

This Submission has been prepared through the Municipal Waste Advisory Council (MWAC) for the Western Australian Local Government Association (WALGA). MWAC is a standing committee of WALGA, with delegated authority to represent the Association in all matters relating to solid waste management. MWAC's membership includes the major Regional Councils (waste management) as well as a number of Local Government representatives. This makes MWAC a unique forum through which all the major Local Government waste management organisations cooperate.

This Submission therefore represents the consolidated view of Western Australia Local Government. However, individual Local Governments and Regional Councils may have views that differ from the positions taken here.

Due to the timeframe for consultation, this Submission has not yet been considered by MWAC. It will be put before the Council at the upcoming meeting on Wednesday, 28 April 2021. The Committee will be informed of any changes to this Submission following consideration by MWAC.

Introduction

The Western Australian Local Government Association (the Association) welcomes the opportunity to provide comment to the Environment and Communications Legislative Committee on the *Hazardous Waste (Regulation of Exports and Impacts) Amendment Bill 2021* (the Bill).

The Association understands that the intent of the legislation is to fulfil Australia's international obligations regarding the Basel Convention on the Control of Transboundary Movements of Hazardous Wastes and their Disposal. The Bill provides the legislative mechanism to enact what the Australian Government has already agreed in relation to the Convention.

The Association is making this submission to ensure that the interaction between the Bill and the *Recycling and Waste Reduction Act 2020* (the Act) are fully considered and any potential contradictions or duplications avoided, in particular regarding Waste Plastics. The Export Bans on these materials are being introduced through the Act, with the mixed plastic ban, commencing 1 July 2021, and the ban on export of unprocessed single resin or polymer, effective 1 July 2022. From 1 July 2021 exporters of plastic will need to sort the plastic into a single resin or polymer *and* hold a licence to export the material. From 1 July 2022 exporters of plastic will need to ensure the single polymer or resin is further processed *and* hold a licence to export the material.

Extract from Association Submission on the Waste Plastics Rules

The following extract from the Associations Submission on the Waste Plastic Rules has been included to confirm that:

- The approach taken to Waste Plastic Specifications proposed in the Waste Plastic Rules will meet the requirements of the Basel Convention
- The approach the Association is suggesting in relation to contingency planning will meet the requirements of the Basel Convention and be possible through the Bill.

Waste Plastic Specification

To be eligible for export, plastic will need to meet a specification, the Rules identify two types of specification that can be used:

- *Listed waste plastic specification – is a specification that has been listed by the Department of Agriculture, Water and the Environment (the Department) on its website*

- *Waste Plastic Specification* - is defined as a written industry specification or standard that relates to the manufacture, processing or supply of waste plastic.

In the Paper accompanying the Rules, the Department has identified that specifications that are part of contractual arrangements may be commercial in confidence and these specifications do not have to be published. The applicant for an export permit will have to provide the Department with evidence to demonstrate how the waste plastic will comply with the specification. The Waste Plastic Specifications will be “assessed for their suitability on a case-by-case basis”.

The specification question is important, however it is also worth noting that it is not the specification alone that is considered by the Minister when determining whether to grant an export licence. In making the decision to grant an export licence, the Minister must have regard to a number of matters, including:

- *The intended use of the plastic at its end destination*
- *Whether the nominated specification is appropriate for that intended use*
- *If the specification is not a listed specification – the polymer or resin type, thresholds for contamination, packaging and colour requirements. After 1 July 2022, there will be additional requirements relating to the plastic, including the physical size and shape of the plastic and whether the plastic is to be processed into flakes or pellets.*

The first point means that there will be considerable oversight regarding the material use, so unsuitable material uses can be avoided. The Department will be administering the requirements on behalf of the Minister and will require a detailed understanding of the plastics markets, what products different plastics can be made into and the levels of contamination which are acceptable for various end uses. The Department will need to be very careful in undertaking these assessments, as there could be the potential for the intent of the export bans to be undermined if a high level of contamination is commercially acceptable. The Department will need sufficient administrative capacity to ensure that these applications can be assessed in a timely manner. The Department has established an [online portal](#) for these applications.

Contingency Planning

The Rules provide an exemption process for material which is a “trade sample” of regulated plastic, but does not provide any other types of exemption. The Association strongly recommends that the Rules provide the Minister with the ability to grant exemptions in other circumstances. For example, if it is the choice is between export (to a legitimate destination/process) and landfill, that the option of export be allowed. Otherwise an unintended consequence of the export ban may be that mixed plastic is landfilled or used in waste to energy processes (when these become available).

Following implementation of the ban, there will be a need for effective contingency planning to ensure that should a plant be impacted by natural disaster, including fire, or financial instability, there will be alternative destinations available for the product. Until the markets mature there will be increased risk to emerging companies and developing markets. This is potentially an activity that could be undertaken at a national level.

Recommendations:

- ***That the Rules be amended to provide the Minister with the ability to issue exemptions for the export of plastic in certain circumstances.***
- ***That a contingency planning process be undertaken to determine potential end markets, should one or more processing plants be impacted by natural disaster or other situation that makes it inoperable.***

Submission on the Review of the co-regulatory arrangement under The National Environmental Protection (Used Packaging Materials) Measure 2011



March 2021

Status of this Submission

This Submission has been prepared through the Municipal Waste Advisory Council (MWAC) for the Western Australian Local Government Association (WALGA). MWAC is a standing committee of WALGA, with delegated authority to represent the Association in all matters relating to solid waste management. MWAC's membership includes the major Regional Councils (waste management) as well as a number of Local Government representatives. This makes MWAC a unique forum through which all the major Local Government waste management organisations cooperate.

This Submission therefore represents the consolidated view of Western Australia Local Government. However, individual Local Governments and Regional Councils may have views that differ from the positions taken here.

Due to the timeframe for consultation, this Submission has not yet been considered by MWAC. It will be put before the Council at the upcoming meeting on Wednesday, 28 April 2021. The Department will be informed of any changes to this Submission following consideration by MWAC.

Introduction

The Western Australian Local Government Association (the Association) welcomes the opportunity to comment on the Review of the co-regulatory arrangement under the National Environment Protection (Used Packaging Materials) Measure 2011 (Packaging NEPM). Local Government has a keen interest in this matter given the pivotal role of the sector in delivering, or ensuring the delivery of, kerbside recycling where the majority of the material covered by the Packaging NEPM is collected.

The Federal Government has enacted legislation to ban exports of glass, plastic, tyres and paper and cardboard to be implemented progressively over the next four years. For Western Australia this has a significant impact on recycling viability, markets in Asia are frequently more economically and environmentally efficient to trade with than other areas of Australia. The State and Federal Government and industry has committed significant funds to invest in on-shore processing options for the materials subject to the ban, and this approach is welcomed. In WA alone \$70M from [State and Federal Government](#). In Western Australia the community, through Local Governments, is paying for packaging materials to be collected, processed and recycled, as there is not enough material value in the recycle to fund the system. It is unlikely that on-shore processing will improve this situation and early indications are that the costs of recycling are likely to increase, rather than decrease with the move to on-shore processing. The recently implemented container deposit scheme is anticipated to have a positive economic (and environmental) impact on kerbside recycling, as although the amount of material collected will reduce, the value of what remains will increase. However, this increase in value of products will not affect approximately 66% of the material in kerbside recycling bins, which is paper and cardboard. The packaging industry is one of the main sources of this material but is not taking financial or physical responsibility for managing material they are generating.

The review of the Packaging NEPM offers an opportunity for significant change to how packaging is managed in Australia, including making it easy for the community to recycle, for the materials collected to be recycled and ensuring that the packaging industry take financial and/or physical responsibility for their products at end of life. This Submission provides commentary on the effectiveness of the Packaging NEPM and Packaging Covenant and recommendations on effective approaches for product stewardship.

Effectiveness of the NEPM

The Packaging NEPM was used as the regulatory instrument because there was not a national legislative framework to enable product stewardship. In previous WALGA Submissions some of the issues with NEPM's have been identified including inconsistent approaches to implementation and regulation, as these depend on State/Territory priority and resourcing. The *Product Stewardship Act 2011* established the national legislative framework to provide for mandatory, co-regulatory or voluntary product stewardship. This legislation has now been incorporated into the *Recycling and Waste Reduction Act*

2020. To ensure a consistent national approach Product Stewardship for Packaging should be regulated through the national legislation and the existing NEPM's repealed. This would also simplify the governance, improve data collection, ensure a consistent approach to brand owners and reduce duplication of effort and administrative burden on States and Territories.

Recommendation: That Product Stewardship for Packaging be implemented through the *Recycling and Waste Reduction Act 2020*.

The Discussion Paper notes that the current encouragement for brand owners to be part of the Packaging Covenant is to avoid the regulatory requirements in the Packaging NEPM. The Discussion Paper identifies that this is not particularly effective and can cause confusion.

Recommendation: That brand owners are requirement to be part of Product Stewardship for Packaging through implementation of a mandatory or co-regulatory Product Stewardship Scheme under the *Recycling and Waste Reduction Act 2020*.

Objectives Packaging Product Stewardship

The Discussion Paper identifies that there are a range of objectives which need to be achieved by whatever structure/entity is put in place. These are stated as:

- *a decrease in packaging waste (waste avoidance)*
- *an increase in:*
 - *the reusability, recyclability and composability of packaging*
 - *the recycled content in packaging*
 - *the recycling, recovery and reuse of used packaging*
- *phase out of problematic and unnecessary single use plastic packaging.*

WALGA would also identify that the new structure – as an essential outcome - has to ensure that kerbside recycling remains viable when the Export bans for plastic, paper and cardboard are implemented. As an example, WALGA highlighted in a [Submission](#) on the Export Bans that of the 231,200 tonnes of paper and cardboard collected in WA, 99.6% was exported and Local Government, predominantly through kerbside recycling, was responsible for collecting 75% of that tonnage.

Recommendation: That an additional objective for Product Stewardship for Packaging be to ensure kerbside recycling remains viable when the Export bans for recyclable materials are introduced.

Consistent and Effective Product Stewardship for all Materials

The Association has identified in previous Submissions, there needs to be a consistent, and equitable approach to the design and implementation of Product Stewardship Schemes. To develop and maintain a respected 'brand,' of Product Stewardship, it is imperative that the same expectations on what outcomes are to be achieved, are reflected in the design of all Schemes.

When comparing packaging industry's requirements under the Australian Packaging Covenant Organisation (APCO), to other Product Stewardship schemes, the packaging industry appears to have far less responsibly (physical or financial) for their products. Under the Covenant, there are membership fees, actions plans, reporting and various projects. In comparison the voluntary Scheme for Paint (Paintback) places a 15c Levy on every litre of paint sold to fund the recycling of this product. This approach has had a very positive outcome for Western Australia, with the Scheme reducing costs to State and Local Government by over \$1M since it commenced. WALGA administers the Household Hazardous Waste (HHW) Program, funded by the State Government through the Waste Avoidance and Resource Recovery Account. Prior to Paintback this Program was funding paint recycling in WA, the cost saving that has been achieved due to Paintback has meant the Program coverage can expand and the community can more easily access free disposal options for their HHW. By contrast the Packaging Covenant has not demonstrably reduced the cost of kerbside in the 20 years it has been in operation. The Association is of the view that Product Stewardship for Packaging should be held to the same standard as that of other Product Stewardship Schemes.

Recommendation: That Product Stewardship for Packaging is designed to reflect all the objects of the Act, by:

- **Assigning manufacturers, importers, distributors with a financial or physical responsibility for managing the end-of-life of their products**

- **Prohibiting the sale or distribution of new products, where there is no clear pathway to manage end-of life impacts in an environmentally sound manner.**

Effectiveness of the Packaging Covenant

In the past WALGA has actively engaged with the Packaging Covenant, including membership of the organisation. In 2015, WALGA withdrew from the Covenant because of concerns relating to unclear governance, limited improvement and impact on packaging design and ineffective funding. The detailed explanation of these concerns was outlined in WALGA's [Submission](#) on the Covenant Review in 2018. WALGA acknowledges the efforts of the current Australian Packaging Covenant Organisation (APCO) to address some of these issues. However, without a robust legislative underpinning the Covenant is unlikely to achieve the outcomes that Government has set and the community expects.

One benefit of APCO's approach is that there is the single focal point for packaging, rather than having multiple Product Stewardship Organisations (PSO). WALGA has commented in its [Submission](#) on the review of the TV and Computer Product Stewardship Scheme the problems associated with multiple PSO's.

Making it easy for the community to recycle

In WA, in many areas there are high levels of contamination in the kerbside recycling bin, this partly the result of confusion about what can/can't be recycled. To reduce contamination and increase resource recovery it is imperative that we make it easy for the community to know what can go in the kerbside recycling bin. WALGA working with Local Governments, Regional Councils and industry has put in place the Consistent Communications Collection which aims to ensure that all those communicating with the community on waste management related matters are providing a consistent message.

Labelling

The Australasian Recycling Label (ARL) is voluntary and although there is uptake it is not universal. Many products still include the Mobius loop in various forms which signals 'recyclable' to the community. Some of these products may be recyclable through kerbside, but many are not. Labelling as to recyclability needs to be a mandatory requirement.

Container Deposit Schemes

Container Deposit Schemes are being progressed or implemented in all States and Territories. This offers an opportunity to expand these Schemes to cover all containers and to increase the deposit to ensure there is sufficient incentive for the community to return the product. In relation to the material covered, Local Government supports the Scheme expansion to include wine and spirit bottles and other types of containers. This will make the Scheme much easier to communicate and for the community to engage with.

Conclusion

The current review of the Packaging NEPM is an ideal opportunity to improve Product Stewardship for Packaging to ensure that the structure in place is fit for purpose and will be able to achieve the outcomes that Government and the community expect. In summary:

- ***We need to make it easy for the community to recycle*** through consistent messages about what can and can't be recycled in the kerbside recycling bin, clear and easy to understand labelling and reduction/elimination of packaging products which are not recyclable through the kerbside system.
- ***Export bans are likely to increase the cost of kerbside recycling*** there is no guarantee that on shore processing is going to be as cost effective as exporting product to overseas markets, and current indications are that it may be more expensive.
- ***A renewed Product Stewardship Scheme for Packaging is essential***, which:
 - Is constituted under the national legislation to facilitate a consistent, streamlined, efficient and effective approach
 - Is delivered by a single Product Stewardship Organisation
 - Covers all the costs associated with recycling products
 - Includes mandatory product labelling – for recyclability
 - Prohibits the sale of products onto the market which are not readily recyclable through the kerbside collection system.
- ***The deposit and materials covered by Container Deposit Schemes increases*** to give the community more incentive to return materials and make the system more easily understandable.



Executive Forum – Export Bans and implications for Recycling

Aim of Session

- To provide Local Government with an update on the progress of the Export Bans for glass, plastics, tyres, paper and cardboard and an overview of potential impacts on the costs of recycling
- To engage the sector in the various advocacy and behaviour change strategies that are available to address these issues.

Recycling Update

- **2018** – China Sword restricts imports of recyclable materials – cost of kerbside increases
- **2019** - COAG announces Export Bans on glass, plastics, tyres and paper and cardboard
- **2020** – Timeframe for Export Bans finalised
- 1 October 2020 – Container Deposit Scheme introduced, potential for positive financial impact on kerbside recycling
- **2021** – Funding announced for plastics, tyre and paper processing facilities in WA (2 February)
- 2021 – Export bans begin to be implemented
 - 1 January 2021 – Glass – no impact on WA
 - 1 July 2021 – Mixed Plastics
 - 1 December 2021 – whole used tyres
 - 1 July 2022 – Unprocessed Plastics
 - 1 July 2024 – Paper and Cardboard

What's in the Kerbside Recycling bin?

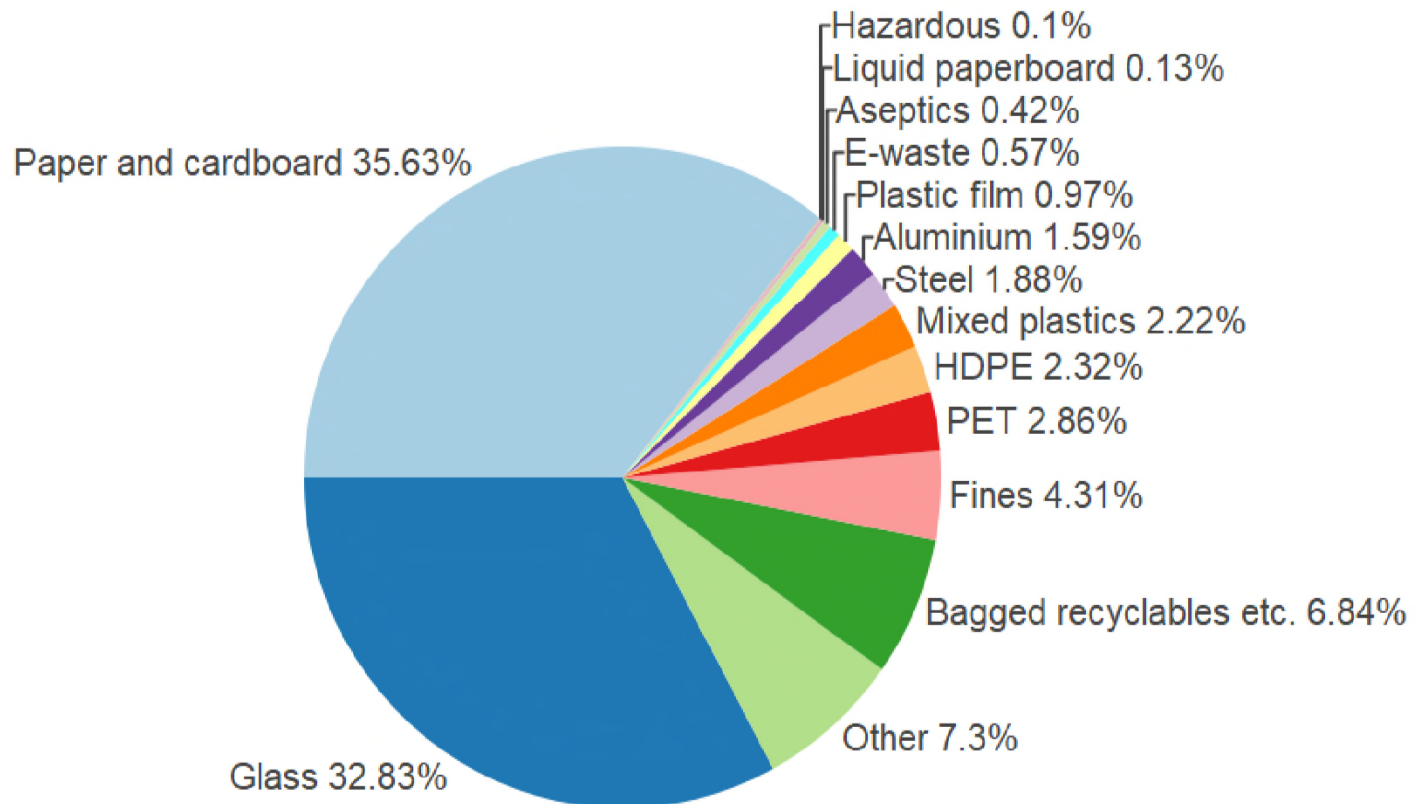
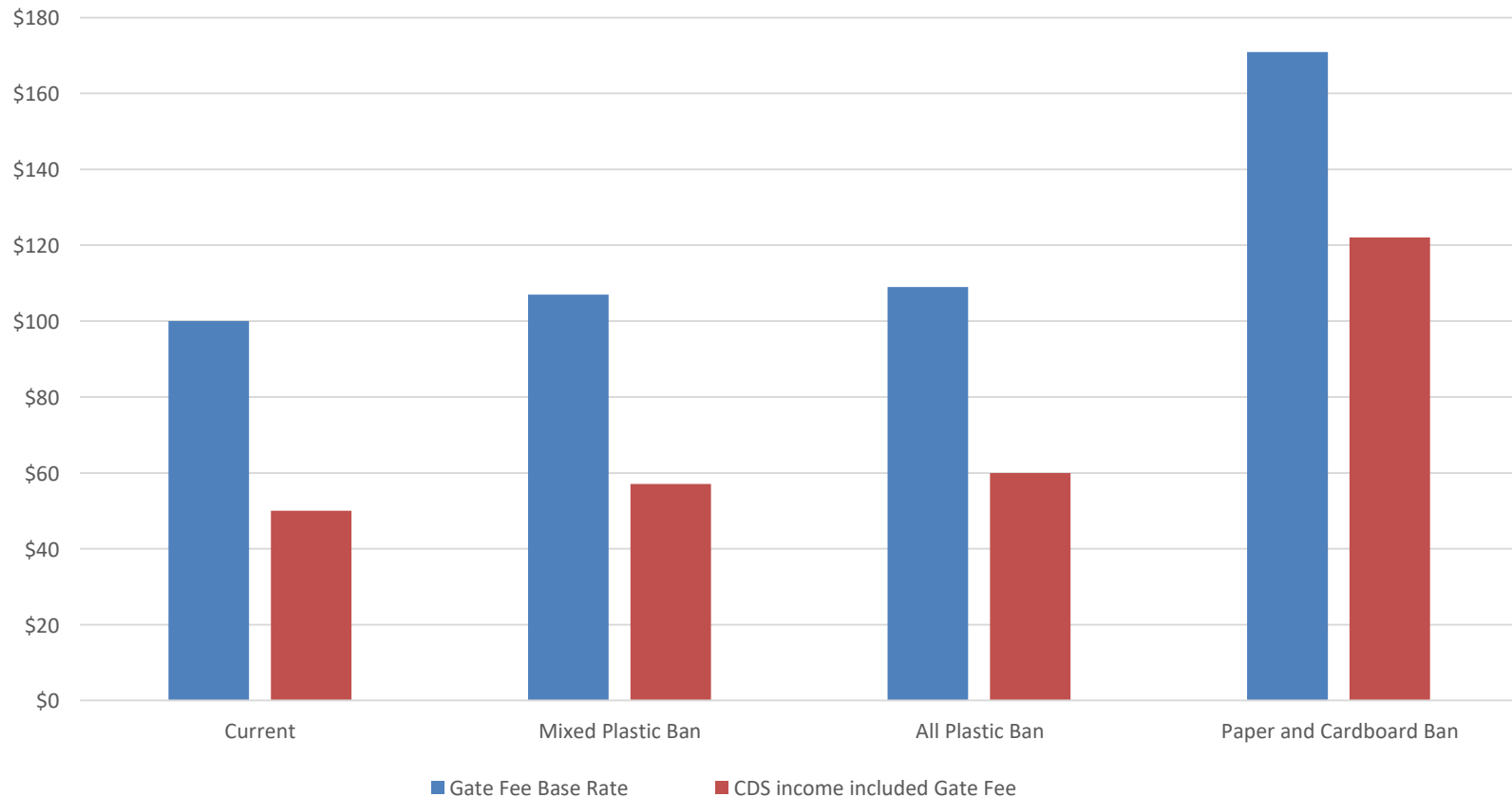


Figure 4-1: Average kerbside audit recycling composition – by weight

Export Bans – implications for WA

Export Ban and Gate Fee Price per tonne



Disclaimer – approximate costs used only and no definite ability to predict the future so don't use these for your budget.

Meeting of Environment Ministers

15 April – Meeting of Environment Ministers – Communique

- Environment Ministers agreed to work collaboratively to improve the harmonisation of municipal waste collection, taking the first step within each state through the **implementation of standards within each jurisdiction for kerbside recycling**, and a national **implementation road map that considers costs and benefits**.
- The Ministers agreed in principle to support a roll out of **Food Organics and Garden Organics (FOGO)** waste collection services in partnership with the Commonwealth to address current gaps in waste collection streams.
- With respect to **Container Deposit Schemes** Ministers also agreed to harmonisation for the containers (size and products) across jurisdictions, refund amounts, standards for labelling, and community education by the end of 2025, ensuring consistent recycling collection strategies across all states.

Meeting of Environment Ministers

15 April – Meeting of Environment Ministers – Communique

- To provide greater certainty for industry, Ministers have identified eight ‘problematic and unnecessary’ plastic product types for industry to phase out nationally by 2025 (or sooner in some cases) under the National Waste Policy Action Plan.
- These are **lightweight plastic bags; plastic products misleadingly termed as ‘degradable’; plastic straws; plastic utensils and stirrers; expanded polystyrene (EPS) consumer food containers** (e.g. cups and clamshells); **EPS consumer goods packaging** (loose fill and moulded); and **microbeads** in personal health care products.

Addressing Export Ban Implications

Average household generates 230kg of recycling per year (LG Census 18/19)

Waste Avoidance

Community Behaviour Change

- Plastic Free July, average reduction of 21kg of plastic waste per participant per year, 300,000 participants in WA last year.
- No Junk Mail stickers, potential reduction of up to 52kg per year, per household (depending on amount of junk mail delivered).

Container Deposit Scheme

- Encourage use of refund points – although this just means the material goes somewhere else, it may be needed to reduce costs in future.

Addressing Export Ban Implications

Average household contamination rate – 15% (and some are well above average)

Reduced Contamination

- **Consistent Communications Collective** – WALGA will be distributing an MoU to Local Governments seeking their agreement to taking a consistent approach, to show clearly to State and Federal Government the commitment of the sector.
- **Bin Tagging** & other evidence based behaviour change approaches – WALGA has a grant from the Waste Authority for the next two years to implement bin tagging. **Recycle Right** resources are available via the Southern Metropolitan Regional Council.

Addressing Export Ban Implications

Advocacy

Federal, State and Local Government, the community and the waste industry have paid enough to solve a problem that the packaging industry generates.

- Federal Government legislation to implement the bans, supported by State and Local Government
- In WA alone \$174M Federal and State Government funding and industry investment in processing infrastructure
- Final step to make the Bans work, Product Stewardship where industry pays the costs to recycle packaging



17 MEMBERS' MOTIONS OF WHICH PREVIOUS NOTICE HAS BEEN GIVEN

18 NEW BUSINESS OF AN URGENT NATURE APPROVED BY THE CHAIRMAN OR PRESIDING MEMBER OR BY DECISION OF MEETING

19 CONFIDENTIAL MATTERS FOR WHICH THE MEETING MAY BE CLOSED TO THE PUBLIC

RECOMMENDATION (Closing meeting to the public)

That with the exception of, the meeting be closed to members of the public in accordance with Section 5.23 (2) of the *Local Government Act 1995* for the purpose of dealing with matters of a confidential nature.

COUNCIL RESOLUTION

MOVED CR

SECONDED CR

19.1 DEED OF AMENDMENT, ENERGY DEVELOPMENTS PTY LTD

REFERENCE: D2021/08046

This item is recommended to be confidential because it contains matters of a commercial-in-confidence nature.

See Confidential Item circulated with the Agenda under Separate Cover.

19.2 STRATEGIC REVIEW OF EMRC

REFERENCE: D2021/08048

This item is recommended to be confidential because it contains matters of a commercial-in-confidence nature.

See Confidential Item circulated with the Agenda under Separate Cover.

19.3 ITEM 14.1 OF THE LEGAL COMMITTEE MINUTES – 15 APRIL 2021 – SEEKING INSTRUCTIONS REGARDING LEGAL MATTER [CONFIDENTIAL MATTER IN ACCORDANCE WITH LOCAL GOVERNMENT ACT 1995 s.5.23(2)(d)]

REFERENCE: D2021/08709

This item is recommended to be confidential because it contains matters of a legal nature.

See Confidential Item circulated with the Agenda under Separate Cover.



Item 19 continued

19.4 ITEM 14.1 OF THE LEGAL COMMITTEE MINUTES – 6 MAY 2021 – SEEKING INSTRUCTIONS REGARDING LEGAL MATTER [CONFIDENTIAL MATTER IN ACCORDANCE WITH LOCAL GOVERNMENT ACT 1995 s.5.23(2)(d)]

REFERENCE: D2021/08701

This item is recommended to be confidential because it contains matters of a legal nature.

See Confidential Item circulated with the Agenda under Separate Cover.

RECOMMENDATION [Meeting re-opened to the public]

That the meeting be re-opened, the members of the public be invited to return to the meeting and the recommendations passed behind closed doors be recorded.

COUNCIL RESOLUTION

MOVED CR

SECONDED CR

Recording of the resolutions passed behind closed doors, namely:

19.1 DEED OF AMENDMENT, ENERGY DEVELOPMENTS PTY LTD

REFERENCE: D2021/08046

COUNCIL RESOLUTION

MOVED CR

SECONDED CR

19.2 STRATEGIC REVIEW OF EMRC

REFERENCE: D2021/08048

COUNCIL RESOLUTION

MOVED CR

SECONDED CR

19.3 ITEM 14.1 OF THE LEGAL COMMITTEE MINUTES – 15 APRIL 2021 – SEEKING INSTRUCTIONS REGARDING LEGAL MATTER [CONFIDENTIAL MATTER IN ACCORDANCE WITH LOCAL GOVERNMENT ACT 1995 s.5.23(2)(d)]

REFERENCE: D2021/08709

COUNCIL RESOLUTION

MOVED CR

SECONDED CR



Item 19 continued

19.4 ITEM 14.1 OF THE LEGAL COMMITTEE MINUTES – 6 MAY 2021 – SEEKING INSTRUCTIONS REGARDING LEGAL MATTER [CONFIDENTIAL MATTER IN ACCORDANCE WITH LOCAL GOVERNMENT ACT 1995 s.5.23(2)(d)]

REFERENCE: D2021/08701

COUNCIL RESOLUTION

MOVED CR

SECONDED CR

20 FUTURE MEETINGS OF COUNCIL

The next Ordinary meeting of Council is scheduled to be on **Thursday, 24 June 2021** electronically or at the EMRC Administration Office, 1st Floor, 226 Great Eastern Highway, Ascot WA 6104 commencing at 6:00pm.

Future Meetings 2021

Thursday	24	June		at	EMRC Administration Office
Thursday	22	July	(if required)	at	EMRC Administration Office
Thursday	26	August	(if required)	at	EMRC Administration Office
Thursday	23	September	(if required)	at	EMRC Administration Office
Thursday	25	November	(if required)	at	EMRC Administration Office

21 DECLARATION OF CLOSURE OF MEETING