



MINUTES

CERTIFICATION OF CONFIRMATION OF COUNCIL MEETING MINUTES

22 MAY 2014

I, Cr Alan Pilgrim, hereby certify that the minutes from the Council Meeting held on 22 May 2014 pages (1) to (73) were confirmed at a meeting of Council held on 19 June 2014.

A handwritten signature in cursive script, appearing to read 'Alan Pilgrim', is written over a horizontal line.

Signature

Cr Alan Pilgrim
Person presiding at Meeting



MINUTES

Ordinary Meeting of Council

22 May 2014

ORDINARY MEETING OF COUNCIL

MINUTES

22 May 2014

(REF: D2014/03818)

An Ordinary Meeting of Council was held at the EMRC Administration Office, 1st Floor, 226 Great Eastern Highway, BELMONT WA 6104 on **Thursday, 22 May 2014**. The meeting commenced at **6:00pm**.

TABLE OF CONTENTS

1	DECLARATION OF OPENING AND ANNOUNCEMENT OF VISITORS	1
2	ATTENDANCE, APOLOGIES AND LEAVE OF ABSENCE (PREVIOUSLY APPROVED)	1
3	DISCLOSURE OF INTERESTS	2
4	ANNOUNCEMENTS BY THE CHAIRMAN OR PRESIDING MEMBER WITHOUT DISCUSSION	2
	4.1 <i>"HELPING THE HELENA" MINISTERIAL VISIT</i>	2
	4.2 <i>MEMBER COUNCIL BRIEFING</i>	2
	4.3 <i>HAZELMERE WOOD WASTE TO ENERGY PROJECT</i>	2
5	RESPONSE TO PREVIOUS PUBLIC QUESTIONS TAKEN ON NOTICE	2
6	PUBLIC QUESTION TIME	3
7	APPLICATIONS FOR LEAVE OF ABSENCE	3
	7.1 <i>CR ANDERTON – LEAVE OF ABSENCE</i>	3
8	PETITIONS, DEPUTATIONS AND PRESENTATIONS	3
	8.1 <i>PRESENTATION BY COOPERATIVE RESEARCH CENTRE (CRC) FOR WATER SENSITIVE CITIES</i>	3
9	CONFIRMATION OF MINUTES OF PREVIOUS MEETINGS	3
	9.1 <i>MINUTES OF ORDINARY MEETING OF COUNCIL HELD ON 17 APRIL 2014 (Ref: D2014/05132)</i>	3
10	QUESTIONS BY MEMBERS OF WHICH DUE NOTICE HAS BEEN GIVEN	3
11	QUESTIONS BY MEMBERS WITHOUT NOTICE	4
12	ANNOUNCEMENT OF CONFIDENTIAL MATTERS FOR WHICH MEETINGS MAY BE CLOSED TO THE PUBLIC	4
13	BUSINESS NOT DEALT WITH FROM A PREVIOUS MEETING	4
14	REPORTS OF EMPLOYEES	5
	14.1 <i>LIST OF ACCOUNTS PAID DURING THE MONTH OF APRIL 2014 (Ref: D2014/05217)</i>	6
	14.2 <i>FINANCIAL REPORT FOR PERIOD ENDED 31 MARCH 2014 (Ref: D2014/04480)</i>	15
	14.3 <i>ITEMS CONTAINED IN THE INFORMATION BULLETIN (Ref: D2014/05615)</i>	36
15	REPORTS OF COMMITTEES	47
	15.1 <i>TECHNICAL ADVISORY COMMITTEE MEETING HELD 8 MAY 2014 (REFER TO MINUTES OF COMMITTEE –YELLOW PAGES)</i>	47
16	REPORTS OF DELEGATES	73
17	MEMBERS' MOTIONS OF WHICH PREVIOUS NOTICE HAS BEEN GIVEN	73
18	NEW BUSINESS OF AN URGENT NATURE APPROVED BY THE CHAIRMAN OR PRESIDING MEMBER OR BY DECISION OF MEETING	73

TABLE OF CONTENTS *continued*

19	CONFIDENTIAL MATTERS FOR WHICH THE MEETING MAY BE CLOSED TO THE PUBLIC	73
20	FUTURE MEETINGS OF COUNCIL	73
21	DECLARATION OF CLOSURE OF MEETING	73



1 DECLARATION OF OPENING AND ANNOUNCEMENT OF VISITORS

The Chairman opened the meeting at 6:00pm.

2 ATTENDANCE, APOLOGIES AND LEAVE OF ABSENCE (PREVIOUSLY APPROVED)

Councillor Attendance

Cr Alan Pilgrim (Chairman)	EMRC Member	Shire of Mundaring
Cr Janet Powell (Deputy Chairman)	EMRC Member	City of Belmont
Cr Gerry Pule	EMRC Member	Town of Bassendean
Cr John Gangell (Deputising for Cr Carter)	EMRC Deputy Member	Town of Bassendean
Cr Mike Anderton	EMRC Member	City of Bayswater
Cr Chris Cornish	EMRC Member	City of Bayswater
Cr Steve Wolff	EMRC Member	City of Belmont
Cr Frank Lindsey	EMRC Member	Shire of Kalamunda
Cr Dylan O'Connor	EMRC Member	Shire of Kalamunda
Cr Bob Perks (<i>from 6:25pm</i>) (Deputising for Cr Cuccaro)	EMRC Deputy Member	Shire of Mundaring
Cr Charlie Zannino	EMRC Member	City of Swan

Apologies

Cr Jennie Carter	EMRC Member	Town of Bassendean
Cr Tony Cuccaro	EMRC Member	Shire of Mundaring
Cr David Färdig	EMRC Member	City of Swan

EMRC Officers

Mr Peter Schneider	Chief Executive Officer	
Mr Hua Jer Liew	Director Corporate Services	
Mr Steve Fitzpatrick	Director Waste Services	
Mrs Marilyn Horgan	Director Regional Services	
Ms Naomi Rakela	Manager Environmental Services	
Ms Pina Martino	Acting Executive Assistant to Chief Executive Officer	
Mrs Annie Hughes-d'Aeth	Personal Assistant to Director Corporate Services (Minutes)	

Observers

Cr Andrew Waddell	EMRC Deputy Member	Shire of Kalamunda
Mr Bob Jarvis	Chief Executive Officer	Town of Bassendean
Mr Ric Lutey	Director Technical Services	City of Belmont
Mr Charles Sullivan	Director Development & Infrastructure Services	Shire of Kalamunda

Guests

Ms Cheryl Batagol	Chair	CRC for Water Sensitive Cities
Mr Tony Wong	Chief Executive Officer	CRC for Water Sensitive Cities
Mr Anas Ghadouani	Executive Director	CRC for Water Sensitive Cities
Mr Greg Claydon	Executive Director Science and Planning	Department of Water



3 DISCLOSURE OF INTERESTS

Nil

4 ANNOUNCEMENTS BY THE CHAIRMAN OR PRESIDING MEMBER WITHOUT DISCUSSION

4.1 'HELPING THE HELENA' MINISTERIAL VISIT

The Honourable Ken Baston MLC Minister for Agriculture, Food and Fisheries and Mr John Holley Director of the State NRM Office will be visiting one of the EMRC's "Helping the Helena" project sites on Tuesday 27 May 2014 accompanied by the media.

The Helena River site in Darlington was tested for non-nutrient contaminants in the water and sediment. This collaborative project involved the Department of Water and the Swan River Trust with funding from the State NRM Office through the State NRM community grants process. The visit is a great opportunity for the EMRC to highlight its environmental credentials following the community Cabinet Meeting held in March 2014.

The Chairman announced that the EMRC's Deputy Chairman Cr Powell would be attending in his absence at the "Helping The Helena" Ministerial Visit.

4.2 MEMBER COUNCIL BRIEFING

In response to an invitation to all member Councils for an EMRC Update Briefing, the CEO, Director Waste Services and the Chairman gave a presentation on Wednesday 21 May 2014 to the City of Swan Council on the Red Hill Resource Recovery Facility and the Hazelmere Wood Waste to Energy Pyrolysis Projects.

A similar presentation was also made to the Shire of Mundaring Council in April 2014.

Given the State Government's budget announcement in relation to the landfill levy, which was covered in item 11.2 Draft Waste Management Fees & Charges Schedule for 2014/2015, the Chairman felt the presentation was timely and topical and that all councils would find it of interest. Councillor's were advised to contact the Chief Executive Officer to make appropriate arrangements.

4.3 HAZELMERE WOOD WASTE TO ENERGY PROJECT

The Chairman summarised the four week Public Environmental Review (PER) for the proposed Hazelmere Wood Waste to Energy Plant which opened for submissions on 5 May 2014 and closes on 3 June 2014 to Councillors.

A community information session was held at the Midland Town Hall on Thursday 15 May 2014. Approximately 40 community members attended the meeting. Presentations were made by the Director Waste Services, Mr Steve Fitzpatrick and Environmental consultant Dr Peter Forster. Attendees were given the opportunity to ask questions about the proposed plant and PER process.

The Chairman explained a brief video on the project was in the final stages of production and would be available on the EMRC website soon. Together with copies of community presentations and other project information to date, the website was a rich source of information for the public.

5 RESPONSE TO PREVIOUS PUBLIC QUESTIONS TAKEN ON NOTICE

Nil



6 PUBLIC QUESTION TIME

Nil

7 APPLICATIONS FOR LEAVE OF ABSENCE

7.1 CR MIKE ANDERTON - LEAVE OF ABSENCE

COUNCIL RESOLUTION(S)

MOVED CR ZANNINO SECONDED CR POWELL

THAT COUNCIL APPROVE APPLICATION FOR LEAVE OF ABSENCE FOR CR ANDERTON FROM 18 JUNE 2014 TO 28 JUNE 2014 INCLUSIVE.

CARRIED UNANIMOUSLY

8 PETITIONS, DEPUTATIONS AND PRESENTATIONS

8.1 PRESENTATION BY COOPERATIVE RESEARCH CENTRE (CRC) FOR WATER SENSITIVE CITIES

The Chairman briefed Councillor's on the background of CRC for Water Sensitive Cities and introduced presenters Ms Cheryl Batagol - Chair, Mr Tony Wong – CEO and Mr `Anas Ghadouani - Regional Executive Director from CRC for Water Sensitive Cities along with Mr Greg Claydon, Executive Director, Science and Planning from the Department of Water.

A presentation was provided and discussion ensued on the research and opportunities for partnerships with local government to implement water sensitive urban design.

Cr Perks entered the meeting at 6:25pm.

9 CONFIRMATION OF MINUTES OF PREVIOUS MEETINGS

9.1 MINUTES OF ORDINARY MEETING OF COUNCIL HELD ON 17 APRIL 2014

That the minutes of the Ordinary Meeting of Council held on 17 April 2014 which have been distributed, be confirmed.

COUNCIL RESOLUTION

MOVED CR WOLFF SECONDED CR ZANNINO

THAT THE MINUTES OF THE ORDINARY MEETING OF COUNCIL HELD ON 17 APRIL 2014 WHICH HAVE BEEN DISTRIBUTED, BE CONFIRMED.

CARRIED UNANIMOUSLY

10 QUESTIONS BY MEMBERS OF WHICH DUE NOTICE HAS BEEN GIVEN

Nil



11 QUESTIONS BY MEMBERS WITHOUT NOTICE

Nil

12 ANNOUNCEMENT OF CONFIDENTIAL MATTERS FOR WHICH MEETINGS MAY BE CLOSED TO THE PUBLIC

Nil

13 BUSINESS NOT DEALT WITH FROM A PREVIOUS MEETING

Nil



14 REPORTS OF EMPLOYEES

QUESTIONS

The Chairman invited questions from members on the reports of employees.

Cr Cornish queried a payment to the City of Stirling of \$75,000.

The CEO advised that the amount related to a credit in City of Stirling's account arising from their discount entitlement. The payment now clears the account.

RECOMMENDATION(S)

That with the exception of items, which are to be withdrawn and dealt with separately, Council adopts the recommendations in the Reports of Employees (Section 14).

COUNCIL RESOLUTION(S)

MOVED CR POWELL

SECONDED CR PULE

THAT COUNCIL ADOPTS THE RECOMMENDATIONS IN THE REPORTS OF EMPLOYEES (SECTION 14).

CARRIED UNANIMOUSLY



14.1 LIST OF ACCOUNTS PAID DURING THE MONTH OF APRIL 2014

REFERENCE: D2014/05217

PURPOSE OF REPORT

The purpose of this report is to present to Council a list of accounts paid under the Chief Executive Officer's delegated authority during the month of April 2014 for noting.

KEY ISSUES AND RECOMMENDATION(S)

- As per the requirements of the Local Government (Financial Management) Regulations 1996 (Regulation 13(1)), the list of accounts paid during the month of April 2014 is provided for noting.

Recommendation(s)

That Council notes the CEO's list of accounts for April 2014 paid under delegated power in accordance with Regulation 13(1) of the Local Government (Financial Management) Regulations 1996, as attached to this report totalling \$5,831,639.69.

SOURCE OF REPORT

Director Corporate Services
 Manager Financial Services

BACKGROUND

Council has delegated to the Chief Executive Officer (CEO) the exercise of its power to make payments from the Municipal Fund and Trust Fund. In accordance with Regulation 13(1) of the Local Government (Financial Management) Regulations 1996, a list of accounts paid by the CEO is to be provided to Council, where such delegation is made.

REPORT

The table below summarises the payments drawn on the funds during the month of April 2014. A list detailing the payments made is appended as an attachment to this report.

Municipal Fund	EFT Payments:	29611 – 29884	
	Cheque Payments:	219866 – 219890	
	Payroll EFT:	PAY 2014-21 & PAY 2014-22	
	DIRECT DEBITS		
	- Bank Charges:	1*APR14	
	- Other:	796 - 804	\$5,831,639.69
	LESS		
	Cancelled EFTs and Cheques	Nil	Nil
Trust Fund	Not Applicable		Nil
Total			\$5,831,639.69



Item 14.1 continued

STRATEGIC/POLICY IMPLICATIONS

Key Result Area 4 – Good Governance

- 4.3 To provide responsible and accountable governance and management of the EMRC
- 4.4 To continue to improve financial and asset management practices

FINANCIAL IMPLICATIONS

As contained within the report.

SUSTAINABILITY IMPLICATIONS

Nil

MEMBER COUNCIL IMPLICATIONS

Member Council	Implication Details
Town of Bassendean	} Nil direct implications for member Councils
City of Bayswater	
City of Belmont	
Shire of Kalamunda	
Shire of Mundaring	
City of Swan	

ATTACHMENT(S)

CEO's Delegated Payments List for the month of April 2014 (Ref: D2014/05235)

VOTING REQUIREMENT

Simple Majority

RECOMMENDATION(S)

That Council notes the CEO's list of accounts for month of April 2014 paid under delegated power in accordance with Regulation 13(1) of the Local Government (Financial Management) Regulations 1996, as attached to this report totalling \$5,831,639.69.

COUNCIL RESOLUTION(S)

MOVED CR POWELL

SECONDED CR PULE

THAT COUNCIL NOTES THE CEO'S LIST OF ACCOUNTS FOR APRIL 2014 PAID UNDER DELEGATED POWER IN ACCORDANCE WITH REGULATION 13(1) OF THE LOCAL GOVERNMENT (FINANCIAL MANAGEMENT) REGULATIONS 1996, AS ATTACHED TO THIS REPORT TOTALLING \$5,831,639.69.

CARRIED UNANIMOUSLY

Eastern Metropolitan Regional Council

CEO's DELEGATED PAYMENTS LIST
FOR THE MONTH OF APRIL 2014

Cheque /EFT No	Date	Payee	Amount
EFT29611	01/04/2014	AALAN LINE MARKING SERVICES	4,500.00
EFT29612	01/04/2014	ACTIVE ENVIRONMENTAL SOLUTIONS (HIRE) PTY LTD	924.00
EFT29613	01/04/2014	ADCORP	489.24
EFT29614	01/04/2014	AIRLITE CLEANING	395.37
EFT29615	01/04/2014	AUSTRALIA POST - ASCOT PLACE	1,641.73
EFT29616	01/04/2014	AUSTRALIA POST - RED HILL	273.80
EFT29617	01/04/2014	BOSS PTY LTD T/A TRISSET BUSINESS FORMS	2,882.00
EFT29618	01/04/2014	BRING COURIERS	870.44
EFT29619	01/04/2014	C4 CONCEPTS PTY LTD	1,463.00
EFT29620	01/04/2014	CARPENTRY, HOUSE AND YARD MAINTENANCE	80.00
EFT29621	01/04/2014	CHANDLER MACLEOD GROUP	5,267.19
EFT29622	01/04/2014	CHICA CATERING (VALLEY ROAD PTY LTD)	876.20
EFT29623	01/04/2014	CJD EQUIPMENT PTY LTD	15,178.71
EFT29624	01/04/2014	DELRON CLEANING PTY LTD	748.61
EFT29625	01/04/2014	DUNCAN NISSAN	56,245.28
EFT29626	01/04/2014	FILTERS PLUS	132.00
EFT29627	01/04/2014	FLICK HYGIENE SERVICES	1,468.68
EFT29628	01/04/2014	FRESH BOOST PTY LTD ATF BANDITS TRUST	727.30
EFT29629	01/04/2014	FUJI XEROX AUSTRALIA PTY LTD	853.87
EFT29630	01/04/2014	HASELL P/L	1,925.00
EFT29631	01/04/2014	HILLS FRESH	55.19
EFT29632	01/04/2014	LEN FRENCH FENCING CONTRACTOR	235.00
EFT29633	01/04/2014	LIEBHERR AUSTRALIA PTY LTD	3,797.20
EFT29634	01/04/2014	LO-GO APPOINTMENTS	555.06
EFT29635	01/04/2014	MCINTOSH & SON	707.85
EFT29636	01/04/2014	MEN OF THE TREES	35.00
EFT29637	01/04/2014	MS N RAKELA	155.96
EFT29638	01/04/2014	ONSITE RENTALS PTY LTD	566.50
EFT29639	01/04/2014	PAYG PAYMENTS	56,586.00
EFT29640	01/04/2014	PERTH SECURITY SERVICES - MCW CORPORATION PTY LTD	1,121.97
EFT29641	01/04/2014	PIRTEK WELSHPOOL (R & K HYDRAULIC SOLUTIONS PTY LTD)	324.58
EFT29642	01/04/2014	PRESTIGE PUMP RENTALS	5,544.00
EFT29643	01/04/2014	STRATEGEN ENVIRONMENTAL CONSULTANTS PTY LTD	18,066.95
EFT29644	01/04/2014	SYNNOTT MULHOLLAND MANAGEMENT SERVICES P/L T/A CONSULTATION	7,722.00
EFT29645	01/04/2014	TENDERLINK.COM. PTY LTD	165.00
EFT29646	01/04/2014	THE FARM SHOP (WA) 1999 PTY LTD	43.26
EFT29647	01/04/2014	TIM DAVIES LANDSCAPING PTY LTD	909.70
EFT29648	01/04/2014	VISY RECYCLING	26.59
EFT29649	01/04/2014	VOLICH WASTE CONTRACTORS PTY LTD	44.00
EFT29650	01/04/2014	WORK CLOBBER	198.00
EFT29651	01/04/2014	WORKFORCE INTERNATIONAL	3,045.23
EFT29652	01/04/2014	WURTH AUSTRALIA PTY LTD	223.52
EFT29653	01/04/2014	YEOMAN PTY LTD ATF THE RJ ROHRLACH FAMILY TRUST	2,200.00
EFT29654	04/04/2014	ACCESS INDUSTRIAL TYRES PTY LTD	148.50
EFT29655	04/04/2014	ALAN PILGRIM	8,500.00
EFT29656	04/04/2014	ALAN RADFORD	225.00
EFT29657	04/04/2014	AUSTRALIAN LABORATORY SERVICES PTY LTD (ALS)	4,930.20
EFT29658	04/04/2014	BIN BATH AUSTRALIA PTY LTD	158.95
EFT29659	04/04/2014	BUNNINGS BUILDING SUPPLIES PTY LTD	57.90
EFT29660	04/04/2014	C4 CONCEPTS PTY LTD	616.00
EFT29661	04/04/2014	CHARLIE ZANNINO	2,500.00

Eastern Metropolitan Regional Council


 CEO's DELEGATED PAYMENTS LIST
 FOR THE MONTH OF APRIL 2014

Cheque /EFT No	Date	Payee	Amount
EFT29662	04/04/2014	CHICA CATERING (VALLEY ROAD PTY LTD)	361.00
EFT29663	04/04/2014	CHRIS CORNISH	2,500.00
EFT29664	04/04/2014	COMSYNC CONSULTING PTY LTD	1,251.25
EFT29665	04/04/2014	CR BOB PERKS	225.00
EFT29666	04/04/2014	CR MIKE ANDERTON	2,500.00
EFT29667	04/04/2014	CROSSLAND & HARDY PTY LTD	520.42
EFT29668	04/04/2014	DAVID FARDIG	2,500.00
EFT29669	04/04/2014	DUN & BRADSTREET PTY LTD	29.70
EFT29670	04/04/2014	DVG MORLEY	395.01
EFT29671	04/04/2014	ELAN ENERGY MANAGEMENT (TYRE RECYCLERS)	135.08
EFT29672	04/04/2014	FLEXI STAFF PTY LTD	4,618.24
EFT29673	04/04/2014	GERRY PULE	2,500.00
EFT29674	04/04/2014	JANET POWELL	3,687.50
EFT29675	04/04/2014	JENNIE CARTER	2,500.00
EFT29676	04/04/2014	LANDFILL GAS & POWER PTY LTD	15,877.96
EFT29677	04/04/2014	NATIONAL FOODSERVICE EQUIPMENT (NFE)	12.10
EFT29678	04/04/2014	NEVERFAIL SPRINGWATER	196.65
EFT29679	04/04/2014	NEVERFAIL SPRINGWATER LTD - HAZELMERE	243.05
EFT29680	04/04/2014	PIRTEK MIDLAND (M & B HYDRAULICS PTY LTD)	255.06
EFT29681	04/04/2014	PITNEY BOWES CREDIT AUSTRALIA LTD	333.63
EFT29682	04/04/2014	RESOURCE EQUIPMENT LTD	19,699.68
EFT29683	04/04/2014	RUDD INDUSTRIAL AND FARM SUPPLIES	96.53
EFT29684	04/04/2014	STEPHEN K WOLFF	2,500.00
EFT29685	04/04/2014	STEVENSON CONSULTING	3,349.50
EFT29686	04/04/2014	TELSTRA	178.84
EFT29687	04/04/2014	TELSTRA	459.96
EFT29688	04/04/2014	TONY CUCCARO	2,500.00
EFT29689	04/04/2014	TUTT BRYANT EQUIPMENT (BT EQUIPMENT PTY LTD)	100.35
EFT29690	04/04/2014	WORKPAC PTY LTD	5,738.00
EFT29691	08/04/2014	ADAMS COACHLINES	725.00
EFT29692	08/04/2014	CAPITAL TRANSPORT SERVICES (WA) PTY LTD	618.13
EFT29693	08/04/2014	CAVERSHAM HOUSE	19,573.60
EFT29694	08/04/2014	CHANDLER MACLEOD GROUP	9,598.73
EFT29695	08/04/2014	CHICA CATERING (VALLEY ROAD PTY LTD)	417.00
EFT29696	08/04/2014	CHRIS KERSHAW PHOTOGRPHY	900.00
EFT29697	08/04/2014	CMS EVENTS	2,640.00
EFT29698	08/04/2014	COOL CLEAR WATER GROUP LTD	290.40
EFT29699	08/04/2014	FLICK HYGIENE SERVICES	38.50
EFT29700	08/04/2014	JO'S COFFEE LOUNGE	411.00
EFT29701	08/04/2014	LASSO KIP PTY LTD	495.00
EFT29702	08/04/2014	LIGHTSPEED TECHNOLOGY	2,722.50
EFT29703	08/04/2014	MIDLAND TOYOTA (DVG)	853.85
EFT29704	08/04/2014	MIDWAY FORD (WA)	231.34
EFT29705	08/04/2014	OAKNEY PTY LTD T/A AIRPORT PUBLICATIONS	110.00
EFT29706	08/04/2014	PERTH SECURITY SERVICES - MCW CORPORATION PTY LTD	1,347.50
EFT29707	08/04/2014	PLANNING INSTITUTE OF AUSTRALIA (PIA WA DIVISION)	825.00
EFT29708	08/04/2014	PRESTIGE ALARMS	308.00
EFT29709	08/04/2014	SAFETY SIGNS SERVICE	345.40
EFT29710	08/04/2014	SGS AUSTRALIA PTY LTD	5,600.10
EFT29711	08/04/2014	ST JOHN AMBULANCE ASSOCIATION	1,280.52
EFT29712	08/04/2014	TELSTRA	256.44
EFT29713	08/04/2014	TOTALLY WORKWEAR MIDLAND	80.32
EFT29714	08/04/2014	TOWN OF BASSENDEAN	41,019.00

Eastern Metropolitan Regional Council

CEO's DELEGATED PAYMENTS LIST
FOR THE MONTH OF APRIL 2014

Cheque /EFT No	Date	Payee	Amount
EFT29715	08/04/2014	WINDOW WIPERS	2,530.00
EFT29716	08/04/2014	WORKFORCE INTERNATIONAL	3,747.10
EFT29717	11/04/2014	ACCESS INDUSTRIAL TYRES PTY LTD	148.50
EFT29718	11/04/2014	ACTIVE ENVIRONMENTAL SOLUTIONS (HIRE) PTY LTD	792.00
EFT29719	11/04/2014	ADT SECURITY	154.00
EFT29720	11/04/2014	AIR FILTER DRY CLEAN SYSTEMS WA PTY LTD ATF AFDCS TRADING TRUST	633.16
EFT29721	11/04/2014	ANYTHING TELEPHONE & DATA (ATD)	484.00
EFT29722	11/04/2014	BEAUMONDE CATERING	2,248.86
EFT29723	11/04/2014	CHANDLER MACLEOD GROUP	2,153.33
EFT29724	11/04/2014	CHEMCENTRE	737.00
EFT29725	11/04/2014	CHICA CATERING (VALLEY ROAD PTY LTD)	507.00
EFT29726	11/04/2014	ELEMENT HYDROGRAPHIC SOLUTIONS	486.20
EFT29727	11/04/2014	EQUIPMENT GROUP AUSTRALIA P/L T/A EARTHWEST CONSTRUCTION & MINING (HYUNDAI FORKLIFTS)	73.15
EFT29728	11/04/2014	FLEXI STAFF PTY LTD	3,517.80
EFT29729	11/04/2014	GILBERT ARLANDOO	197.60
EFT29730	11/04/2014	GRA EVERINGHAM PTY LTD	5,500.00
EFT29731	11/04/2014	HILLS FRESH	62.16
EFT29732	11/04/2014	IPING PTY LTD	1,128.80
EFT29733	11/04/2014	JAYCOURT NOMINEES PTY LTD T/A BARFIELD MECHANICAL SERVICES	1,650.00
EFT29734	11/04/2014	LANDFILL GAS & POWER PTY LTD	6,083.70
EFT29735	11/04/2014	LINFOX ARMAGUARD PTY LTD	371.68
EFT29736	11/04/2014	MOTORCHARGE PTY LTD	4,511.71
EFT29737	11/04/2014	MUNDARING CRANE TRUCK HIRE	220.00
EFT29738	11/04/2014	NEVERFAIL SPRINGWATER	198.70
EFT29739	11/04/2014	NEVERFAIL SPRINGWATER LTD - COPPIN ROAD	24.00
EFT29740	11/04/2014	OPUS INTERNATIONAL CONSULTANTS (PCA) PTY LTD	15,180.00
EFT29741	11/04/2014	PIRTEK MIDLAND (M & B HYDRAULICS PTY LTD)	696.43
EFT29742	11/04/2014	PORTNER PRESS PTY LTD	97.00
EFT29743	11/04/2014	PROTECTOR FIRE SERVICES	1,755.49
EFT29744	11/04/2014	RAMI LEHMANN T/A KAMAYATI YOGA	450.00
EFT29745	11/04/2014	RUDD INDUSTRIAL AND FARM SUPPLIES	26.31
EFT29746	11/04/2014	SAFETY SIGNS SERVICE	717.29
EFT29747	11/04/2014	SHELTER STATION WA PTY	2,330.00
EFT29748	11/04/2014	SNAP BELMONT (BELSNAP PTY LTD)	165.00
EFT29749	11/04/2014	SPUDS GARDENING SERVICES	1,485.00
EFT29750	11/04/2014	ST JOHN AMBULANCE ASSOCIATION	160.00
EFT29751	11/04/2014	STAPLES AUSTRALIA LTD	436.32
EFT29752	11/04/2014	SWAN MEDICAL GROUP	45.00
EFT29753	11/04/2014	TOLL FAST	59.62
EFT29754	11/04/2014	TOTALLY WORKWEAR MIDLAND	303.26
EFT29755	11/04/2014	UNIQUE WASTE MANAGEMENT SERVICES	2,981.00
EFT29756	11/04/2014	WALGA - WESTERN AUSTRALIAN LOCAL GOVERNMENT ASSOCIATION	300.00
EFT29757	11/04/2014	WASTEMASTER AUSTRALIA PTY LTD T/A WASTEMASTER	1,647.53
EFT29758	11/04/2014	WORKFORCE INTERNATIONAL	942.45
EFT29759	11/04/2014	WORKPAC PTY LTD	5,164.51
EFT29760	15/04/2014	ADCORP	3,248.96
EFT29761	15/04/2014	AIRWELL GROUP PTY LTD	285.78
EFT29762	15/04/2014	BP GIDGEGANNUP	32.50
EFT29763	15/04/2014	CHANDLER MACLEOD GROUP	1,511.76

Eastern Metropolitan Regional Council

CEO's DELEGATED PAYMENTS LIST
FOR THE MONTH OF APRIL 2014

Cheque /EFT No	Date	Payee	Amount
EFT29764	15/04/2014	CHICA CATERING (VALLEY ROAD PTY LTD)	542.75
EFT29765	15/04/2014	CIRRENA PTY LTD T/A UNISON INTERACTIVE PTY LTD	1,480.00
EFT29766	15/04/2014	CLARKES MECHANICAL UNIT TRUST & FABRICATION SERVICES	2,433.64
EFT29767	15/04/2014	COMPU-STOR	692.33
EFT29768	15/04/2014	HOSECO (WA) PTY LTD	5,557.20
EFT29769	15/04/2014	INTEWORK INC	557.33
EFT29770	15/04/2014	MAIL PLUS PERTH	323.40
EFT29771	15/04/2014	MISS MAUD	231.85
EFT29772	15/04/2014	PAYG PAYMENTS	56,786.00
EFT29773	15/04/2014	PERTH SECURITY SERVICES - MCW CORPORATION PTY LTD	2,037.46
EFT29774	15/04/2014	PRUDENTIAL INVESTMENT SERVICES CORP P/L	2,475.00
EFT29775	15/04/2014	RENTOKIL INITIAL PTY LTD	620.35
EFT29776	15/04/2014	STAPLES AUSTRALIA LTD	438.59
EFT29777	15/04/2014	STATEWEST PLANNING	660.00
EFT29778	15/04/2014	TELSTRA	215.30
EFT29779	15/04/2014	TOTALLY WORKWEAR MIDLAND	148.50
EFT29780	15/04/2014	UNIQUE WASTE MANAGEMENT SERVICES	3,267.00
EFT29781	15/04/2014	WA EQUAL OPPORTUNITY COMMISSION	1,584.00
EFT29782	15/04/2014	WORKFORCE INTERNATIONAL	1,666.98
EFT29783	17/04/2014	ACCESS INDUSTRIAL TYRES PTY LTD	1,237.50
EFT29784	17/04/2014	AIR FILTER DRY CLEAN SYSTEMS WA PTY LTD ATF AFDCS TRADING TRUST	398.86
EFT29785	17/04/2014	ALLIGHTSYKES PTY LTD	569.25
EFT29786	17/04/2014	BEAUMONDE CATERING	2,208.15
EFT29787	17/04/2014	BP AUSTRALIA LIMITED	64,807.75
EFT29788	17/04/2014	BP AUSTRALIA LIMITED	1,855.50
EFT29789	17/04/2014	BUDGET ELECTRICS	196.54
EFT29790	17/04/2014	BUNNINGS BUILDING SUPPLIES PTY LTD	92.61
EFT29791	17/04/2014	CA TECHNOLOGY PTY LTD T/A CAMMS MANAGEMENT SOLUTIONS	1,980.00
EFT29792	17/04/2014	CHEVRON AUSTRALIA HOLDINGS PTY LTD	1,898.00
EFT29793	17/04/2014	COMSYNC CONSULTING PTY LTD	2,717.00
EFT29794	17/04/2014	FLEXI STAFF PTY LTD	3,968.80
EFT29795	17/04/2014	FLIGHT CENTRE BUSINESS TRAVEL DIRECT	2,214.00
EFT29796	17/04/2014	HILLS FRESH	76.17
EFT29797	17/04/2014	HIRE SOCIETY	82.50
EFT29798	17/04/2014	JAYCOURT NOMINEES P/L T/A BARFIELD EARTHMOVING	853.42
EFT29799	17/04/2014	JOANNE WOODBRIDGE	68.12
EFT29800	17/04/2014	KLB SYSTEMS	341.00
EFT29801	17/04/2014	MIDLAND TOYOTA (DVG)	973.48
EFT29802	17/04/2014	NEVERFAIL SPRINGWATER	158.95
EFT29803	17/04/2014	NEVERFAIL SPRINGWATER LTD - HAZELMERE	122.55
EFT29804	17/04/2014	PERTH SECURITY SERVICES - MCW CORPORATION PTY LTD	808.50
EFT29805	17/04/2014	RUDD INDUSTRIAL AND FARM SUPPLIES	224.02
EFT29806	17/04/2014	SNAP BELMONT (BELSNAP PTY LTD)	606.54
EFT29807	17/04/2014	THE FARM SHOP (WA) 1999 PTY LTD	55.28
EFT29808	17/04/2014	THE LOT PROPERTY SERVICES PTY LTD	1,487.20
EFT29809	17/04/2014	TOTALLY WORKWEAR MIDLAND	445.51
EFT29810	17/04/2014	TOWN OF BASSENDEAN	550.00
EFT29811	17/04/2014	UNIQUE WASTE MANAGEMENT SERVICES	15,097.50
EFT29812	17/04/2014	WA BROILER GROWERS ASSOCIATION (INC)	7,440.95
EFT29813	17/04/2014	WORKPAC PTY LTD	5,411.55

Eastern Metropolitan Regional Council

CEO's DELEGATED PAYMENTS LIST
FOR THE MONTH OF APRIL 2014

Cheque /EFT No	Date	Payee	Amount
EFT29814	23/04/2014	DEPARTMENT OF ENVIRONMENT REGULATION (DER)	1,507,700.87
EFT29815	23/04/2014	DEPARTMENT OF ENVIRONMENT REGULATION (DER)	133,436.53
EFT29816	23/04/2014	ABBOTT & CO PRINTERS	1,254.00
EFT29817	23/04/2014	ADCORP	1,714.63
EFT29818	23/04/2014	ASTAR HARDWARE DISTRIBUTION	523.05
EFT29819	23/04/2014	AUST-WEIGH	3,300.00
EFT29820	23/04/2014	AUSTRALIAN LABORATORY SERVICES PTY LTD (ALS)	209.00
EFT29821	23/04/2014	B&J CATALANO PTY LTD	10,087.00
EFT29822	23/04/2014	BELMONT - REDCLIFFE NEWSROUND	83.10
EFT29823	23/04/2014	BOBCAT ATTACH	44.00
EFT29824	23/04/2014	BOC GASES	110.75
EFT29825	23/04/2014	CAR CARE WA MIDLAND - DETLEF KRETZSCHMAR	450.00
EFT29826	23/04/2014	CARRINGTONS TRAFFIC SERVICES	687.23
EFT29827	23/04/2014	CHICA CATERING (VALLEY ROAD PTY LTD)	1,603.50
EFT29828	23/04/2014	COMPELLING ECONOMICS PTY LTD (REMPPLAN)	24,970.00
EFT29829	23/04/2014	DEERING AUTRONICS	834.04
EFT29830	23/04/2014	DEPUTY COMMISSIONER OF TAXATION	671,486.00
EFT29831	23/04/2014	DVG MORLEY	295.01
EFT29832	23/04/2014	EASTERN HILLS SAWS & MOWERS	143.00
EFT29833	23/04/2014	ELAN ENERGY MANAGEMENT (TYRE RECYCLERS)	242.24
EFT29834	23/04/2014	EQUIPMENT GROUP AUSTRALIA P/L T/A EARTHWEST CONSTRUCTION & MINING (HYUNDAI FORKLIFTS)	113.60
EFT29835	23/04/2014	HASELL P/L	2,750.00
EFT29836	23/04/2014	HILLS FRESH	64.59
EFT29837	23/04/2014	HOSECO (WA) PTY LTD	138.06
EFT29838	23/04/2014	JOHN HUGHES (ROHANNA PTY LTD)	23,743.85
EFT29839	23/04/2014	KONICA MINOLTA BUSINESS SOLUTIONS AUSTRALIA P/L	531.63
EFT29840	23/04/2014	LEN FRENCH FENCING CONTRACTOR	330.00
EFT29841	23/04/2014	LIEBHERR AUSTRALIA PTY LTD	1,346.95
EFT29842	23/04/2014	MARKETFORCE PRODUCTIONS	746.16
EFT29843	23/04/2014	MIDLAND TOYOTA (DVG)	354.31
EFT29844	23/04/2014	MS GROUNDWATER MANAGEMENT	1,757.80
EFT29845	23/04/2014	MUNDARING TYRE CENTRE	246.00
EFT29846	23/04/2014	ODOUR CONTROL SYSTEMS INTERNATIONAL LTD	13,234.98
EFT29847	23/04/2014	PERTH SECURITY SERVICES - MCW CORPORATION PTY LTD	2,469.47
EFT29848	23/04/2014	RUDD INDUSTRIAL AND FARM SUPPLIES	389.60
EFT29849	23/04/2014	SNAP BELMONT (BELSNAP PTY LTD)	82.99
EFT29850	23/04/2014	STAPLES AUSTRALIA LTD	305.11
EFT29851	23/04/2014	SWAN MEDICAL GROUP	160.00
EFT29852	23/04/2014	UNIQUE WASTE MANAGEMENT SERVICES	1,149.50
EFT29853	23/04/2014	WEST COAST INSTITUTE OF TRAINING	578.00
EFT29854	23/04/2014	WORKFORCE INTERNATIONAL	1,719.25
EFT29855	23/04/2014	WORKPAC PTY LTD	5,331.69
EFT29856	28/04/2014	WALGS PLAN	62,936.17
EFT29857	29/04/2014	ACCESS INDUSTRIAL TYRES PTY LTD	222.75
EFT29858	29/04/2014	ADCORP	3,248.96
EFT29859	29/04/2014	AIRWELL GROUP PTY LTD	3,464.70
EFT29860	29/04/2014	BIN BATH AUSTRALIA PTY LTD	158.95
EFT29861	29/04/2014	BRING COURIERS	376.39
EFT29862	29/04/2014	CABCHARGE	6.00
EFT29863	29/04/2014	COMSYNC CONSULTING PTY LTD	2,323.75
EFT29864	29/04/2014	DELRON CLEANING PTY LTD	3,397.52
EFT29865	29/04/2014	DEPARTMENT OF ENVIRONMENT REGULATION (DER)	20,575.25

Eastern Metropolitan Regional Council

CEO's DELEGATED PAYMENTS LIST
FOR THE MONTH OF APRIL 2014

Cheque /EFT No	Date	Payee	Amount
EFT29866	29/04/2014	DUN & BRADSTREET PTY LTD	11.88
EFT29867	29/04/2014	DUNCAN NISSAN	56,245.28
EFT29868	29/04/2014	FLEXI STAFF PTY LTD	5,141.40
EFT29869	29/04/2014	GUNDRY FLOORCOVERING PTY LTD T/A CHOICES	5,344.00
EFT29870	29/04/2014	KONE BUILDING DOORS - A DIV OF KONE ELEVATORS PTY LTD	107.78
EFT29871	29/04/2014	LIEBHERR AUSTRALIA PTY LTD	1,532.30
EFT29872	29/04/2014	NATIONAL FOODSERVICE EQUIPMENT (NFE)	2,597.65
EFT29873	29/04/2014	NEVERFAIL SPRINGWATER	216.55
EFT29874	29/04/2014	ONSITE RENTALS PTY LTD	443.44
EFT29875	29/04/2014	PAYG PAYMENTS	64,491.00
EFT29876	29/04/2014	PIRTEK MIDLAND (M & B HYDRAULICS PTY LTD)	3,069.12
EFT29877	29/04/2014	PROTECTOR ALSAFE PTY LTD	60.59
EFT29878	29/04/2014	RUDD INDUSTRIAL AND FARM SUPPLIES	258.50
EFT29879	29/04/2014	SAFETY SIGNS SERVICE	1,934.85
EFT29880	29/04/2014	SEME ELECTRICAL ENGINEERING	581.17
EFT29881	29/04/2014	SNAP BELMONT (BELSNAP PTY LTD)	2,389.95
EFT29882	29/04/2014	STAPLES AUSTRALIA LTD	642.41
EFT29883	29/04/2014	THE ODOUR UNIT (WA) P/L	3,850.00
EFT29884	29/04/2014	VOLICH WASTE CONTRACTORS PTY LTD	44.00
219866	03/04/2014	DARRYL TREASE JP	225.00
219867	03/04/2014	DYLAN O'CONNOR	2,500.00
219868	03/04/2014	EMRC PETTY CASH - BELMONT	845.20
219869	03/04/2014	EMRC PETTY CASH - REDHILL	150.35
219870	03/04/2014	FRANK LINDSEY	2,500.00
219871	17/04/2014	CITY OF STIRLING	74,359.50
219872	23/04/2014	WATER CORPORATION	810.27
219873	28/04/2014	AMP LIFE LTD	1,340.00
219874	28/04/2014	AMP SUPER LEADER	527.82
219875	28/04/2014	AUSTRALIAN SUPER	2,994.24
219876	28/04/2014	BT BUSINESS SUPER	889.70
219877	28/04/2014	BT LIFETIME - PERSONAL SUPER	451.19
219878	28/04/2014	BT SUPER FOR LIFE	330.88
219879	28/04/2014	CBUS INDUSTRY SUPER	525.37
219880	28/04/2014	COLONIAL FIRST STATE	462.96
219881	28/04/2014	KINETIC SUPERANNUATION	284.60
219882	28/04/2014	MTAA SUPERANNUATION FUND	383.70
219883	28/04/2014	NORTH PERSONAL SUPERANNUATION	1,363.51
219884	28/04/2014	NORWICH UNION LIFE INSURANCE SOCIETY	543.32
219885	28/04/2014	ONEPATH LIFE LTD	325.50
219886	28/04/2014	RETAIL EMPLOYEES SUPERANNUATION TRUST	722.71
219887	28/04/2014	TELSTRA SUPER	317.76
219888	28/04/2014	UNISUPER	226.07
219889	28/04/2014	VIRGIN MONEY SUPER	72.31
219890	28/04/2014	ZURICH AUSTRALIAN SUPERANNUATION	483.08
796	11/04/2014	HAAS HOLZZERKLEINERUNGS - UND FORDERTECHNIK	573.11
797	24/04/2014	ANZ BANKING GROUP	2,000,000.00
798	29/04/2014	WBC - CORPORATE MASTER CARD - D AMEDURI	4,010.56
799	29/04/2014	WBC - CORPORATE MASTER CARD - D CANHAM	4,635.80
800	29/04/2014	WBC - CORPORATE MASTER CARD - MARILYNN HORGAN	1,051.42
801	29/04/2014	WBC - CORPORATE MASTER CARD - S FITZPATRICK	5,184.85
802	29/04/2014	WBC - CORPORATE MASTER CARD - T ECKSTEIN	841.88
803	29/04/2014	WBC - CORPORATE MASTERCARD - H LIEW	1,861.19
804	29/04/2014	WBC - CORPORATE MASTERCARD - P SCHNEIDER	149.99

Eastern Metropolitan Regional Council



**CEO's DELEGATED PAYMENTS LIST
FOR THE MONTH OF APRIL 2014**

Cheque /EFT

No	Date	Payee	Amount
PAY 2014-2109/04/2014		PAYROLL FE 08/4/14	190,298.05
PAY 2014-2222/04/2014		PAYROLL FE 22/04/14	204,069.18
1*APR14	01/04/2014	BANK CHARGES 1558 - 1562	1,732.91
SUB TOTAL			5,831,639.69
LESS CANCELLED CHEQUES & EFTs			Nil
TOTAL			5,831,639.69

REPORT TOTALS

TOTAL

Bank Code	Bank Name	TOTAL
1	EMRC - Municipal Fund	5,831,639.69
TOTAL		5,831,639.69

c:\TEMP\1969542CreditorListOfAccount_EMRC.rpt



14.2 FINANCIAL REPORT FOR PERIOD ENDED 31 MARCH 2014

REFERENCE: D2014/04480

PURPOSE OF REPORT

The purpose of this report is to provide Council with an overview of the Eastern Metropolitan Regional Council's (EMRC's) financial performance for the period ended 31 March 2014.

KEY ISSUES AND RECOMMENDATION(S)

- Significant year to date budget variances greater than 10% or \$10,000, whichever is the greater, within each nature and type category on the Statement of Financial Activity as at 31 March 2014 have been identified and are reported on in the body of the report.

Recommendation(s)

That Council receives the Statement of Comprehensive Income, Capital Expenditure Statement, Statement of Financial Position, Statement of Cash and Investments and the Investment Report for the period ended 31 March 2014.

SOURCE OF REPORT

Director Corporate Services
Manager Financial Services

BACKGROUND

It is a requirement of the Local Government (Financial Management) Regulations 1996 (Clause 34) that a Local Government is to prepare and present to Council financial reports in such a form as the Local Government considers to be appropriate.

The 2013/2014 Budget was presented in a format that separated operating income and expenditure from other revenue and expenses to provide improved disclosure of Council's underlying operating result.

The financial summaries attached to this report provide an overview of year to date budget performance for operating activities and capital works.

As a result of the City of Stirling ceasing disposal of its tonnages at Red Hill Waste Management Facility from the beginning of August 2013, an initial budget / forecast review was undertaken during August 2013 and has been reflected in the financial reports since August 2013.

Subsequent forecast reviews were undertaken in November 2013 and January 2014 with the updated forecasts being reflected in the financial reports.

A Statement of Financial Position is also provided with year to date actual balances compared with budget provisions and end of year forecasts for all balance sheet items.

REPORT

Outlined below are financial statements for the period ended 31 March 2014. Where possible the year to date monthly budget allocations have been reviewed in order to match the appropriate timing for the various projects budgeted to be undertaken. This will provide a better comparison between the year to date actual and year to date budget figures.



Item 14.2 continued

Statement of Comprehensive Income - Nature and Type (refer Attachment 1)

The year to date operating result from normal activities as at 31 March 2014 is an unfavourable variance of \$596,948 (13.16%) against budget. The following information is provided on key aspects of Council's end of year financial performance:

<u>Operating Income</u>	<i>Year to Date</i>	An unfavourable variance of \$6,708,071 (20.46%).
	<i>End of Year Forecast</i>	An unfavourable variance of \$7,617,573 (17.35%).

Operating Income variances previously reported to Council:

1. Year to date User Charges of \$22,608,596 is \$6,633,578 (22.68%) below the year to date budget of \$29,242,174. This is due to the City of Stirling ceasing disposing of their tonnages at Red Hill with effect from 5 August 2013 with only 10,553 tonnes of the budgeted 100,000 tonnes for the 2013/2014 financial year having been received. This was subject to a report (Ref: DMDOC/185229) submitted to Council at its meeting held on 19 September 2013.

As a result the full year User Charges has been forecast to be below the budget of \$38,874,520 by \$7,387,613 (19.00%).

2. The full year forecast for Contributions is below the annual budget by \$77,129 (10.64%) and is attributable to income for Environmental consulting services (\$16,744 forecast compared to a budget provision of \$30,000) and for Environmental Services future projects (\$30,000 forecast compared to a budget provision of \$90,000). This is as a result of member Councils not fully participating in proposed projects. This reduction however is offset by additional Environmental Services grant funds forecast to be received by year end.
3. The full year forecast for Operating Grants is above the budget by \$170,500 (16.78%). This is attributable to the timing of the Community Energy Efficiency Program (CEEP) which has been forecast to receive an additional \$258,000 brought forward from 2014/2015. This is offset by a forecast reduction of \$62,500 in grant funds for the Eastern Hills Catchment Management Programme (EHCMP) due to an unsuccessful application by Perth Region NRM for "Caring for Country" grant funding.
4. Interest on Municipal Cash Investments is \$319,316 (152.99%) above the year to date budget of \$208,719 as a result of the low level of operating and capital expenditure to date together with a higher interest rate of 4.09% received to date compared to the budgeted rate of 3.70%.

The full year forecast for Interest on Municipal Funds is above the annual budget by \$167,175 (60.07%). This is a result of the forecast lower level of operating and capital expenditure to year end together with a higher average interest rate forecast for the year (4.02%) compared to the budgeted rate of 3.70%.

5. Year to date Other income of \$972,538 is \$346,973 (36.30%) below the year to date budget of \$1,319,511. This is due to the lower than budgeted sales of mattress products totalling \$2,827 compared to a year to date budget of \$299,997. As there is no market for the mattress steel in its current form, it is being stockpiled while options are explored to maximise the return to the EMRC.

The full year forecast for Other Income of \$1,239,364 is \$520,040 (29.56%) below the budget of \$1,759,404. This is mainly due to the lower than budgeted sales of mattress products forecast to be \$50,000 compared to the budget provision of \$400,000.



Item 14.2 continued

Also contributing to the variances are a reduction in income for the sale of products relating to the Lime Amended Bio-Clay project due to delays in progressing the project by the Water Corporation (\$5,396 year to date actual compared to \$96,201 year to date budget and a \$10,000 forecast compared to a budget provision of \$128,271). As a result of EMRC operational imperatives this project is ceasing and was subject to a separate report (D2014/02066) tabled with the Technical Advisory Committee (TAC) at its March 2014 meeting .

There were no further significant Operating Income variances as at 31 March 2014.

<u>Operating Expenditure</u>	<i>Year to Date</i>	A favourable variance of \$6,111,123 (21.64%).
	<i>End of Year Forecast</i>	A favourable variance of \$4,902,008 (12.88%).

Operating Expenditure variances previously reported to Council:

1. Year to date Salary Expenses of \$5,417,830 is \$1,709,574 (23.99%) lower than the year to date budget of \$7,127,404. Following a review of the budget, full year Salary Expenses has been forecast to be below the budget of \$9,801,805 by \$1,950,852 (19.90%). The variances are attributable to unfilled positions as well as lower overtime costs compared to budget.
2. Year to date Contract Expenses of \$2,831,352 is \$2,093,540 (42.51%) below the year to date budget of \$4,924,892 due predominantly to the timing of various projects from different business units. Major variances from the Waste Services directorate include:
 - Rehabilitate Class III Cells - Red Hill Landfill Facility - \$323,118;
 - Remove and Crush Lateritic Caprock - \$303,141;
 - Undertake Engineering/Waste Management Special Projects (Regional Funding Program) - \$290,997;
 - Operate and Maintain Class III Cells - \$106,475;
 - Construct and Maintain Perimeter Bunds - \$93,744;
 - Monitor Environmental Impacts - Red Hill and Hazelmere Sites - \$88,203;
 - Operate and Maintain Stormwater System - Red Hill Landfill Facility - \$80,381;
 - Rehabilitate Class IV Cells - Red Hill Landfill Facility - \$55,649; and
 - Manage Greenwaste Mulching - \$43,957.

Other projects where the year to date expenditures are lower than expected compared to the year to date budget for various directorates/business units are: Corporate Services activities (\$383,248), Regional Development projects (\$208,681) and Environmental Services projects (\$120,171).

3. Year to date Material Expenses of \$484,419 is \$341,292 (41.33%) below the year to date budget of \$825,711. The variances relate to various Corporate Services activities (\$104,991), Regional Development projects (\$30,260) and Environmental Services projects (\$13,749). Other projects from Waste Services activities contribute a further \$191,729 to the variance.
 4. Full year Utility Expenses of \$297,128 is forecast to be \$31,592 (11.90%) above the budget of \$265,536. The variance is attributable to additional electricity expenses incurred at the Hazelmere site predominately associated with an increase in utilisation of the grinder to produce woodchip and to regrind woodchip for fines manufacture. Additional income from the sale of woodchip fines is anticipated in the next few months.
-



Item 14.2 continued

5. The full year forecast for Depreciation Expenses is forecast to be \$767,879 (11.96%) below the budget of \$6,420,134. This is attributable to lower than budgeted usage of Class III airspace consumed as a result of the reduced tonnages from the City of Stirling as outlined earlier in this report.
6. Year to date Miscellaneous Expenses of \$7,447,089 is \$2,279,454 (23.44%) below the year to date budget of \$9,726,543. This variance is attributable to a lower than budgeted Landfill Levy payable (\$1,653,899) and a lower Carbon Price Expense Provision (\$354,069) as a result of the reduced tonnages from the City of Stirling.

Consequently, the full year Miscellaneous Expenses of \$10,632,890 has been forecast to be \$2,336,768 (18.02%) below the budget of \$12,969,658. This variance is attributable to a lower than budgeted Landfill Levy payable (\$1,902,459) and a lower Carbon Price Expense Provision (\$416,907).

7. Year to date Provision Expenses of \$36,397 is \$19,551 (34.94%) below the year to date budget of \$55,948. The full year Provision Expenses of \$84,231 is forecast to be \$27,664 (24.72%) below the budget of \$111,895.

This is due to a reduction in the site rehabilitation provision expenditure resulting from the reduced tonnages from the City of Stirling.

8. Year to date Costs Allocated of \$214,759 is \$104,468 (32.73%) below the year to date budget provisions of \$319,227. Full year Costs Allocated of \$266,543 has been forecast to be \$157,908 (37.20%) below the budget of \$424,451.

This is due to the lower than budgeted level of plant utilisation on capital works projects as a result of reduced capital expenditure levels.

Operating Expenditure variances not previously reported to Council:

1. Year to date Insurance Expenses of \$262,867 is \$24,054 (10.07%) above the year to date budget of \$238,813. The variance is mainly attributable to additional premium costs for the EMRC's environmental insurance policy (\$46,263 compared to a budget of \$40,186) and year to date insurance claim expenses totalling \$7,636 for which no budget is provided. Insurance claim expenses less any applicable excess are reimbursed from the insurance company and are reflected in Operating Income - Reimbursements.

There were no further significant Operating Expenditure variances as at 31 March 2014.

*Other Revenues and Expenses (Net)	<i>Year to Date</i>	An unfavourable variance of \$533,434 (11.64%).
	<i>End of Year Forecast</i>	An unfavourable variance of \$473,634 (7.78%).

Other Revenues and Expenses variances previously reported to Council:

1. Year to date Secondary Waste Charge is \$791,697 (18.36%) below the year to date budget of \$4,310,924 whilst the full year forecast of \$5,039,870 is \$650,857 (11.44%) below the budget of \$5,690,727. The variances are attributable to the reduced tonnages from the City of Stirling.
 2. Year to date Proceeds from Sale of Assets is \$249,275 (61.01%) below the year to date budget of \$408,573. The full year forecast for the Proceeds from Sale of Assets is \$108,988 (15.04%) below the budget of \$724,614. This is due to the timing of vehicles budgeted for change over during the current financial year. Based on current usage figures it is expected that there will be less change over this year than originally budgeted. There is a corresponding reduction in the full year expenditure, Carrying Amount of Assets Disposed of totalling, \$104,464 to offset this.
-



Item 14.2 continued

3. Year to date Salary Expenses is \$94,959 (42.58%) below the year to date budget of \$223,022. The full year Salary Expenses is \$96,740 (30.52%) below the budget of \$316,956.

The lower salary expenditure relates to the promotion of the Manager Project Development to the role of Director Waste Services in the first half of 2013/2014 with the former position now filled in May 2014.

4. Year to date Contract Expenses is \$220,390 (39.30%) below the year to date budget of \$560,827. The full year Contract Expenses of \$834,980 is forecast to be \$80,350 (10.65%) above the budget of \$754,630.

The variance is due to the timing of the Resource Recovery Project and the consultancy expenditure.

5. Year to date Miscellaneous Expenses is \$25,726 (58.17%) below the year to date budget of \$44,226. The variance relates to the timing of Resource Recovery Project consultancy contracts.

Consequently the full year Miscellaneous Expenses of \$36,413 is forecast to be \$22,700 (38.40%) below the budget of \$59,113.

6. Year to date Carrying Amount of Assets Disposed is \$99,804 (39.86%) below the year to date budget of \$250,391. The full year forecast for Carrying Amount of Assets Disposed Of is \$104,464 (23.17%) below the budget of \$450,859. This relates specifically to the timing of vehicles budgeted for change over during the 2013/2014 financial year that have not as yet attained the specified criteria for change over. This is offset by a reduction of \$108,988 in the Proceeds from Sale of Assets.

There were no further significant Other Revenues and Expenses variances as at 31 March 2014.

Capital Expenditure Statement (refer Attachment 2)

Capital Expenditure

Year to Date

A favourable variance of \$8,024,839.

End of Year Forecast

A favourable variance of \$4,723,777.

Capital Expenditure variances:

A favourable variance of \$8,024,839 exists as at 31 March 2014 when compared to the year to date budget provision of \$9,191,808. The year to date budget provisions are used as a guide only as expenditure of a capital nature is undertaken as and when required.

Major capital expenditures to 31 March 2014 include:

- Purchase Information Technology & Communication Equipment - \$206,964;
 - Purchase / Replace Vehicles - Ascot Place - \$202,706;
 - Contract Payment - Resource Recovery Park Pyrolysis Plant - \$165,886;
 - Purchase/Replace Minor Plant & Equipment - Red Hill Waste Management Facility - \$122,529;
 - Construct Class III Cell - Farm Stage 3 - Red Hill Landfill Facility - \$98,664;
 - Purchase / Replace Vehicles - Red Hill Landfill Facility - \$48,023;
 - Leachate Project - Red Hill Landfill Facility - \$34,452;
 - Refurbish Plant - Red Hill Landfill Facility - \$32,440;
 - Construct Monitoring Bores - Red Hill Landfill Facility - \$30,360;
 - Construct Litter Fence - Red Hill Farm - \$27,198;
 - Purchase / Replace Plant - Hazelmere - \$27,138;
-



Item 14.2 continued

- Construct Class III Cell - Stage 15 - Red Hill Landfill Facility - \$24,956;
- Construct Waste Management Facility Buildings - Red Hill Landfill Facility - \$24,761; and
- Purchase / Replace Plant - Red Hill Facility - \$24,354.

As a result of the City of Stirling ceasing disposal of its tonnages at the Red Hill Waste Management Facility, a review was undertaken of the Capital Expenditure budget in September 2013. This resulted in \$2,155,675 (13.93%) of Capital Expenditure being deferred and carried forward.

A further review has been undertaken as part of the half year budget review. It was established overall that the approval process with DER in obtaining a clearing permit for Farmstage 3 landfill cell has been increasingly protracted. As a result of the continual delay outside of the EMRC's control, it has now been decided to construct the Class III - Stage 15 cell in an area alongside the Stage 14 cell. Whilst the permits are still being sought for the Farm Stage 3 cell, preliminary works are able to commence on Stage 15 without delays. This has resulted in a budget forecast reduction of \$3,215,000 for the construction of Class III Cell - Stage 14 and a forecast increase of \$1,600,000 for Class III Cell - Stage 15. The variance has been carried forward to the 2014/2015 financial year.

In addition to the \$2,155,675 identified in September 2013, another \$2,568,102 of capital expenditure including the cell construction is being deferred and carried forward. The impact is an overall reduction in the 2013/2014 Capital Expenditure budget total of \$15,471,081 to a forecast of \$10,747,304, as outlined in the Half Year Budget Review 2013/2014, contained within the March 2014 Audit Committee Minutes.

Full Year significant reductions to capital budgets include the following:

- Construct Class III Cell - Stage 14 - \$3,215,000;
- Purchase / Replace Plant - Red Hill Landfill Facility - \$1,061,000;
- Purchase / Replace Plant - Hazelmere - \$865,000;
- Construct and Commission Resource Recovery Park Site Infrastructure - \$750,000;
- Construct and Commission Resource Recovery Park C & I Building - \$450,000;
- Construct Access Road to Lots 8,9 &10 - Red Hill Landfill Facility - \$375,000;
- Relocate Greenwaste Processing area - \$350,000;
- Purchase Information Technology & Communication Equipment - \$314,500;
- Construct Roads / Carparks - \$250,000;
- Construct and Commission Resource Recovery Park Pyrolysis Building - \$250,000;
- Purchase Vehicles - Ascot Place - \$227,514;
- Construct Hardstand and Road - Hazelmere - \$202,175;
- Construct Siltation Ponds 10 - Red Hill Landfill Facility - \$190,000;
- Construct Class III Leachate Pond 10 - Red Hill Landfill Facility - \$180,000;
- Construct and Commission Resource Recovery Park Weighbridges - \$150,000;
- Construct Nutrient Stripping Pond - \$110,500;
- Construct and Commission Resource Recovery Park C & I Building - Plant & Equipment - \$100,000;
- Construct Perimeter Fencing - \$100,000; and
- Purchase / Replace Security System - Red Hill Landfill Facility - \$100,000.

This is offset by an increase in the following Capital Expenditure budget provisions following a review of the capital expenditure program:

- Resource Recovery Park Pyrolysis Plant contract payments - \$2,370,378;
- Construct Class III Cell - Stage 15 - \$1,600,000;
- Construct Class III Landfill Cell - Red Hill Farm Stage 1 Batter - \$400,000;
- Construct Class III Cell - Farm Stage 2 - \$350,000; and
- Construct Class III Cell - Farm Stage 3 - \$100,000.



Item 14.2 continued

The Resource Recovery Park Pyrolysis Plant contract payments were previously approved by Council at its September 2013 meeting (DMDOC/183037).

Statement of Financial Position (refer Attachment 3)

The Statement of Financial Position shows the overall impact of actual balances compared with budget provisions and end of year forecasts for operating and capital works activities.

It has been forecast that Total Equity as at 30 June 2014 will be below the original budget of \$104,540,334 by \$3,189,199.

Statement of Cash and Investments (refer Attachment 4)

The level of cash and investments in the Municipal fund as at 31 March 2014 is \$23,069,957 and Restricted Assets amount to \$42,954,781. This figure is net of cumulative unrealised losses of \$601,485 which has been provided for in this amount.

The net movement for the month is an increase of \$1,965,671.

Investment Report (refer Attachment 5)

Term deposits which matured in the month of March 2014 were reinvested into further term deposits.

During February 2014 the EMRC received advice that Standard & Poor's (S&P) has recently downgraded the short term credit rating of ING Bank (Australia) Ltd, from A1 to A2.

As at 31 March the EMRC held \$11,000,000 in term deposits with ING (18.18% of the total investment portfolio) with maturity dates ranging from April 2014 to August 2014. At the time of the investments, the short term rating of the bank was A1. The EMRC Investment Policy does not provide for investments to be placed with an Authorised Deposit-taking Institution (ADI) with a credit rating below A1. Upon maturity of each term deposit, funds will be reallocated from ING Bank (Australia) Ltd to other approved institutions in order to ensure compliance with the EMRC's Investment Policy. Since 31 March 2014, \$2,000,000 of term deposits with ING have matured and the funds reinvested with other ADI's.

STRATEGIC/POLICY IMPLICATIONS

Key Result Area 4 - Good Governance

- 4.3 To provide responsible and accountable governance and management of the EMRC
- 4.4 To continue to improve financial and asset management practices

FINANCIAL IMPLICATIONS

As outlined within the report and attachments.

SUSTAINABILITY IMPLICATIONS

Nil

ATTACHMENT(S)

1. Statement of Comprehensive Income by Nature and Type (Ref: D2014/05382)
 2. Capital Expenditure Statement (Ref: D2014/05383)
 3. Statement of Financial Position (Ref: D2014/05384)
 4. Statement of Cash and Investments (Ref: D2014/05385)
 5. Investment Report (Ref: D2014/05386)
-



Item 14.2 continued

VOTING REQUIREMENT

Simple Majority

RECOMMENDATION(S)

That Council receives the Statement of Comprehensive Income, Capital Expenditure Statement, Statement of Financial Position, Statement of Cash and Investments and the Investment Report for the period ended 31 March 2014.

COUNCIL RESOLUTION(S)

MOVED CR POWELL

SECONDED CR PULE

THAT COUNCIL RECEIVES THE STATEMENT OF COMPREHENSIVE INCOME, CAPITAL EXPENDITURE STATEMENT, STATEMENT OF FINANCIAL POSITION, STATEMENT OF CASH AND INVESTMENTS AND THE INVESTMENT REPORT FOR THE PERIOD ENDED 31 MARCH 2014.

CARRIED UNANIMOUSLY

STATEMENT OF COMPREHENSIVE INCOME

Nature and Type

Year to Date

MARCH 2014

Full Year

Year to Date			Full Year					
Actual	Budget	Variance	Forecast	Budget	Variance			
Operating Income								
\$22,608,596	\$29,242,174	(\$6,633,578)	(U)	User Charges	\$31,486,907	\$38,874,520	(\$7,387,613)	(U)
\$278,824	\$276,178	\$2,646	(F)	Special Charges	\$385,080	\$362,143	\$22,937	(F)
\$600,895	\$631,084	(\$30,189)	(U)	Contributions	\$647,517	\$724,646	(\$77,129)	(U)
\$443,674	\$443,800	(\$126)	(U)	Operating Grants	\$1,186,300	\$1,015,800	\$170,500	(F)
\$528,035	\$208,719	\$319,316	(F)	Interest Municipal Cash Investments	\$445,478	\$278,303	\$167,175	(F)
\$638,835	\$658,002	(\$19,167)	(U)	Reimbursements	\$893,164	\$886,567	\$6,597	(F)
\$972,538	\$1,319,511	(\$346,973)	(U)	Other	\$1,239,364	\$1,759,404	(\$520,040)	(U)
\$26,071,397	\$32,779,468	(\$6,708,071)	(U)	Total Operating Income	\$36,283,810	\$43,901,383	(\$7,617,573)	(U)
Operating Expenditure								
\$5,417,830	\$7,127,404	\$1,709,574	(F)	Salary Expenses	\$7,850,953	\$9,801,805	\$1,950,852	(F)
\$2,831,352	\$4,924,892	\$2,093,540	(F)	Contract Expenses	\$6,629,853	\$6,608,817	(\$21,036)	(U)
\$484,419	\$825,711	\$341,292	(F)	Material Expenses	\$1,139,931	\$1,146,270	\$6,339	(F)
\$213,905	\$200,121	(\$13,784)	(U)	Utility Expenses	\$297,128	\$265,536	(\$31,592)	(U)
\$654,227	\$633,483	(\$20,744)	(U)	Fuel Expenses	\$814,474	\$844,764	\$30,290	(F)
\$16,193	\$15,498	(\$695)	(U)	Finance Fees and Interest Expenses	\$20,683	\$20,683	\$0	(F)
\$262,867	\$238,813	(\$24,054)	(U)	Insurance Expenses	\$288,278	\$281,030	(\$7,248)	(U)
\$4,983,381	\$4,814,838	(\$168,543)	(U)	Depreciation Expenses	\$5,652,255	\$6,420,134	\$767,879	(F)
\$7,447,089	\$9,726,543	\$2,279,454	(F)	Miscellaneous Expenses	\$10,632,890	\$12,969,658	\$2,336,768	(F)
\$36,397	\$55,948	\$19,551	(F)	Provision Expenses	\$84,231	\$111,895	\$27,664	(F)
(\$214,759)	(\$319,227)	(\$104,468)	(U)	Costs Allocated	(\$266,543)	(\$424,451)	(\$157,908)	(U)
\$22,132,901	\$28,244,024	\$6,111,123	(F)	Total Operating Expenditure	\$33,144,133	\$38,046,141	\$4,902,008	(F)
\$3,938,496	\$4,535,444	(\$596,948)	(U)	OPERATING RESULT FROM NORMAL ACTIVITIES	\$3,139,677	\$5,855,242	(\$2,715,565)	(U)
Surplus	Surplus				Surplus	Surplus		

Notes:

1. User Charges - include member Councils and casual users pertaining to waste, risk management and environmental services fees and charges;
2. Special Charges - Waste Education Levy;
3. Contributions - member Councils' contributions to projects and services;
4. Operating Grants - grant income predominantly from government agencies; and
5. Miscellaneous Expenses - includes the Landfill Levy expense of \$5,335,915 as at 31 March 2014.

Operating Income and Expenditure relates to the ordinary operations of the organisation.

Other Revenues and Expenses relates to the Resource Recovery Project, interest from cash reserves and disposal of assets.

(F) denotes Favourable variance and (U) denotes Unfavourable variance



STATEMENT OF COMPREHENSIVE INCOME

Nature and Type

MARCH 2014

Year to Date

Full Year

Actual Budget Variance

Forecast Budget Variance

Other Revenues

\$3,519,227	\$4,310,924	(\$791,697)	(U)	Secondary Waste Charge	\$5,039,870	\$5,690,727	(\$650,857)	(U)
\$0	\$0	\$0	(F)	Operating Grants	\$0	\$0	\$0	(F)
\$1,233,965	\$1,160,820	\$73,145	(F)	Interest Restricted Cash Investments	\$1,690,843	\$1,547,814	\$143,029	(F)
\$1,654	\$1,620	\$34	(F)	Reimbursements	\$2,169	\$2,169	\$0	(F)
\$159,298	\$408,573	(\$249,275)	(U)	Proceeds from Sale of Assets	\$615,626	\$724,614	(\$108,988)	(U)
\$4,914,144	\$5,881,937	(\$967,793)	(U)	Total Other Revenues	\$7,348,508	\$7,965,324	(\$616,816)	(U)

Other Expenses

\$128,063	\$223,022	\$94,959	(F)	Salary Expenses	\$220,216	\$316,956	\$96,740	(F)
\$340,437	\$560,827	\$220,390	(F)	Contract Expenses	\$834,980	\$754,630	(\$80,350)	(U)
\$5,495	\$10,845	\$5,350	(F)	Material Expenses	\$14,850	\$14,550	(\$300)	(U)
\$1,651	\$1,872	\$221	(F)	Utility Expenses	\$2,500	\$2,500	\$0	(F)
\$1,103	\$1,026	(\$77)	(U)	Insurance Expenses	\$1,375	\$1,375	\$0	(F)
\$7,851	\$9,009	\$1,158	(F)	Depreciation Expenses	\$10,534	\$12,020	\$1,486	(F)
\$18,500	\$44,226	\$25,726	(F)	Miscellaneous Expenses	\$36,413	\$59,113	\$22,700	(F)
\$150,587	\$250,391	\$99,804	(F)	Carrying Amount of Assets Disposed Of	\$346,395	\$450,859	\$104,464	(F)
\$211,754	\$198,582	(\$13,172)	(U)	Costs Allocated	\$266,009	\$264,451	(\$1,558)	(U)
\$865,441	\$1,299,800	\$434,359	(F)	Total Other Expenses	\$1,733,272	\$1,876,454	\$143,182	(F)

Realised/Unrealised (Gain)/Loss From Change in Fair Value of Investments

\$0	\$0	\$0	(F)	Unrealised (Gain)/Loss	\$0	\$0	\$0	(F)
\$0	\$0	\$0	(F)	Realised (Gain)/Loss	\$0	\$0	\$0	(F)
\$0	\$0	\$0	(F)	Total (Gain)/Loss from change in Fair Value of Investments	\$0	\$0	\$0	(F)

Revaluation of Assets

\$0	\$0	\$0	(F)	Revaluation of Assets	\$0	\$0	\$0	(F)
\$0	\$0	\$0	(F)	Total Revaluation of Assets	\$0	\$0	\$0	(F)

\$4,048,703	\$4,582,137	(\$533,434)	(U)	OPERATING RESULT FROM OTHER ACTIVITIES	\$5,615,236	\$6,088,870	(\$473,634)	(U)
Surplus	Surplus				Surplus	Surplus		

\$7,987,199	\$9,117,581	(\$1,130,382)	(F)	CHANGE IN NET ASSETS FROM OPERATIONS	\$8,754,913	\$11,944,112	(\$3,189,199)	(U)
Surplus	Surplus				Surplus	Surplus		



CAPITAL EXPENDITURE STATEMENT

MARCH 2014

Year to Date						Full Year		
Actual	Budget	Variance		On Order	(F) = Favourable variation (U) = Unfavourable variation	Forecast	Budget	Variance

Governance and Corporate Services

\$202,706	\$285,318	\$82,612 (F)	\$0	Purchase Vehicles - Ascot Place (24440/00)	\$152,915	\$380,429	\$227,514 (F)
\$3,507	\$23,058	\$19,551 (F)	\$1,100	Purchase Furniture Fittings & Equipment - Corporate Services (24510/01)	\$30,750	\$30,750	\$0 (F)
\$206,964	\$674,136	\$467,173 (F)	\$0	Purchase Information Technology & Communication Equipment (24550/00)	\$584,350	\$898,850	\$314,500 (F)
\$0	\$22,500	\$22,500 (F)	\$0	Purchase Art Works (24620/00)	\$30,000	\$30,000	\$0 (F)
\$0	\$13,122	\$13,122 (F)	\$0	Capital Improvement Administration Building - Ascot Place (25240/01)	\$17,500	\$17,500	\$0 (F)
\$0	\$2,727	\$2,727 (F)	\$1,741	Upgrade Security Equipment - Ascot Place (25530/01)	\$3,639	\$3,639	\$0 (F)
\$413,177	\$1,020,861	\$607,684 (F)	\$2,841		\$819,154	\$1,361,168	\$542,014 (F)



CAPITAL EXPENDITURE STATEMENT

MARCH 2014

Year to Date			On Order	(F) = Favourable variation (U) = Unfavourable variation	Full Year		
Actual	Budget	Variance			Forecast	Budget	Variance

Environmental Services

\$0	\$1,125	\$1,125	(F)	\$0	Purchase Office Equipment - Environmental Services (24510/05)	\$1,000	\$1,500	\$500	(F)
\$0	\$1,125	\$1,125	(F)	\$0	Purchase Office Furniture and Fittings - Environmental Services (24610/05)	\$1,500	\$1,500	\$0	(F)
\$0	\$2,250	\$2,250	(F)	\$0		\$2,500	\$3,000	\$500	(F)

Regional Development

\$0	\$747	\$747	(F)	\$0	Purchase Office Equipment - Regional Development (24510/04)	\$1,000	\$1,000	\$0	(F)
\$0	\$747	\$747	(F)	\$0	Purchase Office Furniture and Fittings - Regional Development (24610/04)	\$1,000	\$1,000	\$0	(F)
\$0	\$1,494	\$1,494	(F)	\$0		\$2,000	\$2,000	\$0	(F)

Risk Management

\$0	\$369	\$369	(F)	\$0	Purchase Office Equipment - Risk Management (24510/06)	\$500	\$500	\$0	(F)
\$0	\$369	\$369	(F)	\$0	Purchase Office Furniture and Fittings - Risk Management (24610/06)	\$500	\$500	\$0	(F)
\$0	\$738	\$738	(F)	\$0		\$1,000	\$1,000	\$0	(F)

Resource Recovery

\$0	\$22,500	\$22,500	(F)	\$0	Resource Recovery Park - Land (24150/05)	\$30,000	\$30,000	\$0	(F)
\$0	\$374,994	\$374,994	(F)	\$0	Construct and Commission Resource Recovery Park - C & I Building (24259/04)	\$50,000	\$500,000	\$450,000	(F)



27
CAPITAL EXPENDITURE STATEMENT

MARCH 2014

Year to Date						Full Year			
Actual	Budget	Variance		On Order	(F) = Favourable variation (U) = Unfavourable variation	Forecast	Budget	Variance	
Resource Recovery									
\$0	\$187,497	\$187,497	(F)	\$0		\$0	\$250,000	\$250,000	(F)
				Construct and Commission Resource Recovery Park - Pyrolysis Building (24259/05)					
\$0	\$7,497	\$7,497	(F)	\$0		\$10,000	\$10,000	\$0	(F)
				Construct and Commission Resource Recovery Park - Community Transfer Station (24259/06)					
\$10,890	\$37,494	\$26,604	(F)	\$0		\$50,000	\$50,000	\$0	(F)
				Construct and Commission Resource Recovery Park - MRF (Building) (24259/09)					
\$0	\$112,500	\$112,500	(F)	\$0		\$0	\$150,000	\$150,000	(F)
				Construct and Commission Resource Recovery Park - Weighbridges (x2) (24392/02)					
\$0	\$787,491	\$787,491	(F)	\$0		\$300,000	\$1,050,000	\$750,000	(F)
				Construct and Commission Resource Recovery Park - Site Infrastructure (24399/01)					
\$165,886	\$749,997	\$584,111	(F)	\$0		\$3,370,378	\$1,000,000	(\$2,370,378)	(U)
				Purchase Resource Recovery Park Pyrolysis - Plant & Equipment (24410/03)					
\$0	\$74,997	\$74,997	(F)	\$0		\$0	\$100,000	\$100,000	(F)
				Purchase Resource Recovery Park C & I Building - Plant & Equipment (24410/04)					
\$0	\$747	\$747	(F)	\$0		\$1,000	\$1,000	\$0	(F)
				Purchase Office Equipment - Resource Recovery (24510/07)					
\$0	\$747	\$747	(F)	\$0		\$1,000	\$1,000	\$0	(F)
				Purchase Other Equipment - Resource Recovery (24590/07)					
\$0	\$747	\$747	(F)	\$0		\$1,000	\$1,000	\$0	(F)
				Purchase Office Furniture and Fittings - Resource Recovery (24610/07)					
\$176,776	\$2,357,208	\$2,180,432	(F)	\$0		\$3,813,378	\$3,143,000	(\$670,378)	(U)



28
CAPITAL EXPENDITURE STATEMENT

MARCH 2014

Year to Date					Full Year		
Actual	Budget	Variance	On Order	(F) = Favourable variation (U) = Unfavourable variation	Forecast	Budget	Variance
Waste Management							
\$24,761	\$70,398	\$45,637 (F)	\$18,500		\$93,886	\$93,886	\$0 (F)
\$0	\$69,741	\$69,741 (F)	\$0		\$93,000	\$93,000	\$0 (F)
\$4,100	\$0	(\$4,100) (U)	\$0		\$4,100	\$0	(\$4,100) (U)
\$0	\$20,547	\$20,547 (F)	\$0		\$16,600	\$27,400	\$10,800 (F)
\$0	\$14,994	\$14,994 (F)	\$0		\$0	\$20,000	\$20,000 (F)
\$0	\$37,494	\$37,494 (F)	\$0		\$0	\$50,000	\$50,000 (F)
\$0	\$0	\$0 (F)	\$199,800		\$350,000	\$0	(\$350,000) (U)
\$0	\$0	\$0 (F)	\$0		\$0	\$3,215,000	\$3,215,000 (F)
\$98,664	\$0	(\$98,664) (U)	\$0		\$100,000	\$0	(\$100,000) (U)
\$0	\$0	\$0 (F)	\$0		\$400,000	\$0	(\$400,000) (U)
\$24,956	\$0	(\$24,956) (U)	\$61,827		\$1,600,000	\$0	(\$1,600,000) (U)
\$0	\$135,000	\$135,000 (F)	\$0		\$0	\$180,000	\$180,000 (F)
\$34,452	\$11,250	(\$23,202) (U)	\$0		\$104,500	\$15,000	(\$89,500) (U)



CAPITAL EXPENDITURE STATEMENT

MARCH 2014

Year to Date			On Order (F) = Favourable variation (U) = Unfavourable variation	Full Year		
Actual	Budget	Variance		Forecast	Budget	Variance

Waste Management

\$0	\$142,497	\$142,497	(F)	\$0	Construct Siltation Ponds - Red Hill Landfill Facility (24350/00)	\$0	\$190,000	\$190,000	(F)
\$0	\$74,997	\$74,997	(F)	\$0	Construct Stormwater Control Pond - Red Hill Farm Stage I (24350/01)	\$100,000	\$100,000	\$0	(F)
\$0	\$82,872	\$82,872	(F)	\$0	Construct Nutrient Stripping Pond - Red Hill Landfill Facility (24360/00)	\$0	\$110,500	\$110,500	(F)
\$0	\$299,988	\$299,988	(F)	\$0	Construct Roads / Carparks - Red Hill Landfill Facility (24370/00)	\$150,000	\$400,000	\$250,000	(F)
\$0	\$281,250	\$281,250	(F)	\$0	Construct Access Road to Lots 8 9 10 - Red Hill Landfill Facility (24370/02)	\$0	\$375,000	\$375,000	(F)
\$0	\$74,997	\$74,997	(F)	\$0	Construct Perimeter Fencing - Red Hill Landfill Facility (24394/00)	\$0	\$100,000	\$100,000	(F)
\$27,198	\$37,494	\$10,296	(F)	\$0	Construct Litter Fence - Red Hill Farm (24394/04)	\$50,000	\$50,000	\$0	(F)
\$4,125	\$0	(\$4,125)	(U)	\$0	Construct Greenwaste Processing Area - Red Hill Landfill Facility (24395/00)	\$0	\$0	\$0	(F)
\$0	\$151,614	\$151,614	(F)	\$0	Construct Hardstand and Road - Hazelmere (24395/01)	\$0	\$202,175	\$202,175	(F)
\$0	\$262,494	\$262,494	(F)	\$0	Relocate Greenwaste Processing area - Red Hill Landfill Facility (24395/04)	\$0	\$350,000	\$350,000	(F)
\$30,360	\$23,868	(\$6,492)	(U)	\$0	Construct Monitoring Bores - Red Hill Landfill Facility (24396/00)	\$31,827	\$31,827	\$0	(F)
\$11,740	\$0	(\$11,740)	(U)	\$0	Construct Monitoring Bores - Hazelmere (24396/02)	\$0	\$0	\$0	(F)
\$827	\$0	(\$827)	(U)	\$0	Construct Perimeter Bunds - Red Hill Landfill Facility (24397/00)	\$744	\$0	(\$744)	(U)
\$0	\$52,497	\$52,497	(F)	\$0	Washdown bay Upgrade - Red Hill Landfill Facility (24399/04)	\$0	\$70,000	\$70,000	(F)



CAPITAL EXPENDITURE STATEMENT

MARCH 2014

Year to Date			On Order	(F) = Favourable variation (U) = Unfavourable variation	Full Year		
Actual	Budget	Variance			Forecast	Budget	Variance

Waste Management

\$0	\$22,500	\$22,500	(F)	\$0	Truck Washdown Bay for Member Councils - Red Hill Landfill Facility (24399/05)	\$0	\$30,000	\$30,000	(F)
\$24,354	\$1,366,380	\$1,342,026	(F)	\$0	Purchase / Replace Plant - Red Hill Landfill Facility (24410/00)	\$760,850	\$1,821,850	\$1,061,000	(F)
\$27,138	\$1,606,500	\$1,579,362	(F)	\$19,500	Purchase / Replace Plant - Hazelmere (24410/01)	\$1,277,000	\$2,142,000	\$865,000	(F)
\$0	\$56,250	\$56,250	(F)	\$0	Purchase Bagging Plant for Mulch/Compost (24410/02)	\$0	\$75,000	\$75,000	(F)
\$122,529	\$197,244	\$74,715	(F)	\$0	Purchase / Replace Minor Plant and Equipment-Red Hill Landfill Facility (24420/00)	\$203,000	\$263,000	\$60,000	(F)
\$13,555	\$63,000	\$49,445	(F)	\$0	Purchase / Replace Minor Plant and Equipment - Hazelmere (24420/02)	\$99,000	\$84,000	(\$15,000)	(U)
\$48,023	\$142,443	\$94,420	(F)	\$0	Purchase / Replace Vehicles - Red Hill Landfill Facility (24430/00)	\$199,415	\$189,925	(\$9,490)	(U)
\$0	\$405	\$405	(F)	\$0	Purchase / Replace Office Equipment - Engineering / Waste Management (24510/02)	\$550	\$550	\$0	(F)
\$545	\$29,250	\$28,705	(F)	\$0	Purchase / Replace Office Equipment - Red Hill Landfill Facility (24510/08)	\$4,000	\$39,000	\$35,000	(F)
\$0	\$26,244	\$26,244	(F)	\$0	Purchase Fire Fighting System/Equipment - Hazelmere (24520/07)	\$85,000	\$35,000	(\$50,000)	(U)
\$0	\$747	\$747	(F)	\$0	Purchase / Replace Fire Fighting Equipment - Red Hill Landfill Facility (24520/08)	\$1,000	\$1,000	\$0	(F)
\$19,660	\$108,441	\$88,781	(F)	\$0	Purchase / Replace Security System - Red Hill Waste Management Facility (24530/08)	\$44,600	\$144,600	\$100,000	(F)
\$12,630	\$20,241	\$7,611	(F)	\$0	Purchase / Replace Security System - Hazelmere (24530/10)	\$27,000	\$27,000	\$0	(F)



CAPITAL EXPENDITURE STATEMENT

MARCH 2014

Year to Date						Full Year			
Actual	Budget	Variance		On (F) = Favourable variation Order (U) = Unfavourable variation		Forecast	Budget	Variance	
Waste Management									
\$4,375	\$225,747	\$221,372 (F)	\$0	Purchase / Replace Other Equipment - Red Hill Landfill Facility (24590/00)	\$251,000	\$301,000	\$50,000 (F)		
\$5,894	\$17,775	\$11,881 (F)	\$0	Purchase / Replace Miscellaneous Equipment - Hazelmere (24590/02)	\$8,700	\$23,700	\$15,000 (F)		
\$431	\$2,250	\$1,819 (F)	\$0	Purchase/Replace Other Equipment - Engineering and Waste Management (24590/03)	\$3,000	\$3,000	\$0 (F)		
\$441	\$747	\$306 (F)	\$0	Purchase Office Furniture and Fittings-Engineering and Waste Management (24610/03)	\$1,000	\$1,000	\$0 (F)		
\$0	\$747	\$747 (F)	\$0	Purchase / Replace Office Furniture and Fittings - Red Hill Landfill Facility (24610/08)	\$1,000	\$1,000	\$0 (F)		
\$0	\$1,125	\$1,125 (F)	\$0	Purchase Office Furniture and Fittings-Hazelmere (24610/10)	\$1,500	\$1,500	\$0 (F)		
\$0	\$747	\$747 (F)	\$0	Purchase Miscellaneous Furniture and Fittings - Red Hill Education Programme (24690/01)	\$1,000	\$1,000	\$0 (F)		
\$3,819	\$1,494	(\$2,325) (U)	\$0	Refurbish Environmental Education Centre - Redhill Landfill Facility (25253/00)	\$10,000	\$2,000	(\$8,000) (U)		
\$0	\$59,994	\$59,994 (F)	\$0	Refurbish Waste Transfer Station Building - Red Hill Landfill Facility (25259/01)	\$0	\$80,000	\$80,000 (F)		
\$32,440	\$14,994	(\$17,446) (U)	\$0	Refurbish Plant - Red Hill Landfill Facility (25410/00)	\$36,000	\$20,000	(\$16,000) (U)		
\$577,016	\$5,809,257	\$5,232,241 (F)	\$299,627		\$6,109,272	\$10,960,913	\$4,851,641 (F)		
\$1,166,969	\$9,191,808	\$8,024,839 (F)	\$302,468	TOTAL CAPITAL EXPENDITURE	\$10,747,304	\$15,471,081	\$4,723,777 (F)		



32
STATEMENT OF FINANCIAL POSITION
MARCH 2014

Actual June 2013	Actual Year to Date	(F) = Favourable variation (U) = Unfavourable variation	Full Year		
			Forecast	Budget	Variance
Current Assets					
\$3,021,270	\$4,559,564	Cash and Cash Equivalents	\$3,009,305	\$266,144	\$2,743,161 (F)
\$51,761,343	\$61,465,173	Investments	\$55,875,536	\$57,985,610	(\$2,110,074) (U)
\$3,552,486	\$3,586,709	Trade and Other Receivables	\$3,552,486	\$3,552,486	\$0 (F)
\$86,077	\$96,664	Inventories	\$86,077	\$86,077	\$0 (F)
\$65,007	\$280,047	Other Assets	\$65,007	\$65,007	\$0 (F)
\$58,486,183	\$69,988,157	Total Current Assets	\$62,588,411	\$61,955,324	\$633,087 (F)
Current Liabilities					
\$5,409,053	\$3,444,971	Trade and Other Payables	\$5,409,053	\$5,409,053	\$0 (F)
\$1,229,726	\$1,178,643	Provisions	\$1,230,929	\$1,230,929	\$0 (F)
\$6,638,779	\$4,623,614	Total Current Liabilities	\$6,639,982	\$6,639,982	\$0 (F)
\$51,847,404	\$65,364,543	Net Current Assets	\$55,948,429	\$55,315,342	\$633,087 (F)
Non Current Assets					
\$16,361,457	\$16,361,456	Land	\$16,391,457	\$16,391,457	\$0 (F)
\$4,783,168	\$4,612,871	Buildings	\$4,839,632	\$5,692,789	(\$853,157) (U)
\$9,152,875	\$8,169,850	Structures	\$10,166,910	\$13,068,136	(\$2,901,226) (U)
\$9,825,700	\$7,249,299	Plant	\$12,732,870	\$12,653,725	\$79,145 (F)
\$291,050	\$658,482	Equipment	\$1,000,475	\$1,177,485	(\$177,010) (U)
\$156,333	\$147,779	Furniture and Fittings	\$177,358	\$175,060	\$2,298 (F)
\$5,019,398	\$4,414,893	Work in Progress	\$5,019,398	\$5,019,398	\$0 (F)
\$45,589,981	\$41,614,630	Total Non Current Assets	\$50,328,100	\$54,178,050	(\$3,849,950) (U)
Non Current Liabilities					
\$4,841,163	\$6,395,752	Provisions	\$4,925,394	\$4,953,058	\$27,664 (F)
\$4,841,163	\$6,395,752	Total Non Current Liabilities	\$4,925,394	\$4,953,058	\$27,664 (F)
\$92,596,222	\$100,583,421	Net Assets	\$101,351,135	\$104,540,334	(\$3,189,199) (U)
Equity					
\$49,136,150	\$49,136,150	Accumulated Surplus/Deficit	\$49,136,150	\$49,136,150	\$0 (F)
\$42,319,723	\$42,319,723	Cash Backed Reserves	\$42,319,723	\$42,319,723	\$0 (F)
\$1,140,349	\$1,140,349	Asset Revaluation Reserve	\$1,140,349	\$1,140,349	\$0 (F)
\$0	\$7,987,199	Net change in assets from operations	\$8,754,913	\$11,944,112	(\$3,189,199) (U)
\$92,596,222	\$100,583,421	Total Equity	\$101,351,135	\$104,540,334	(\$3,189,199) (U)



33 CASH AND INVESTMENTS

MARCH 2014

Actual June 2013	Actual Year to Date	(F) = Favourable variation (U) = Unfavourable variation	Full Year		
			Forecast	Budget	Variance
Municipal Cash and Investments					
3,018,020	4,556,214	Cash at Bank - Municipal Fund 01001/00	3,006,055	262,894	2,743,161 (F)
1,250	1,250	Cash on Hand - Ascot Place 01019/00	1,250	1,250	0 (F)
200	300	Cash on Hand - Walliston/Mathieson & Coppin Road Transfer Stations 01019/01	200	200	0 (F)
1,800	1,800	Cash on Hand - Red Hill / Hazelmere 01019/02	1,800	1,800	0 (F)
10,040,526	18,510,392	Investments - Municipal Fund 02021/00	7,886,021	11,193,973	(3,307,952) (U)
13,061,796	23,069,957	Total Municipal Cash	10,895,326	11,460,117	(564,791) (U)
Restricted Cash and Investments					
1,029,772	1,057,719	Restricted Investments - Plant and Equipment 02022/01	3,105,203	927,240	2,177,963 (F)
1,664,322	1,709,491	Restricted Investments - Post Closure Site Rehabilitation Red Hill 02022/02	1,798,686	1,846,174	(47,488) (U)
234,694	241,064	Restricted Investments - Future Development 02022/03	243,591	15,087	228,504 (F)
550,617	565,560	Restricted Investments - Environmental Monitoring Red Hill 02022/04	592,298	571,040	21,258 (F)
168,280	172,847	Restricted Investments - Environmental Insurance Red Hill 02022/05	133,711	134,340	(629) (U)
12,619	12,961	Restricted Investments - Risk Management 02022/06	13,097	13,087	10 (F)
439,250	451,170	Restricted Investments - Class IV Cells Red Hill 02022/07	515,495	514,026	1,469 (F)
20,193	20,741	Restricted Investments - Regional Development 02022/08	259,297	12,828	246,469 (F)
35,964,254	36,940,291	Restricted Investments - Secondary Waste Processing 02022/09	40,230,462	41,432,016	(1,201,554) (U)
1,473,747	1,513,743	Restricted Investments - Class III Cells 02022/10	911,654	1,140,284	(228,630) (U)
63,714	65,443	Restricted Investments - Building Refurbishment (Ascot Place) 02022/11	66,129	66,078	51 (F)
2,579	88,024	Restricted Investments - Accrued Interest 02022/19	2,579	2,579	0 (F)
(601,485)	(601,485)	Restricted Investments - Unrealised Loss/Gain on Investments 02022/20	(601,485)	(601,485)	0 (F)
698,261	717,211	Restricted Investments - Long Service Leave 02022/90	718,798	718,343	455 (F)
41,720,816	42,954,781	Total Restricted Cash	47,989,514	46,791,636	1,197,878 (F)
54,782,613	66,024,738	TOTAL CASH AND INVESTMENTS	58,884,841	58,251,754	633,087 (F)

The Cash at Bank - Municipal Fund represents the balance on the last day of the relevant month. Any portion of the balance available for investment is transferred into the Investment - Municipal Fund account in the following period. Funds held in the Cash at Bank - Municipal Fund continue to accrue interest as per the Westpac commercial rates.

EMRC Investment Report

March 2014

Investment Report Including CDOs

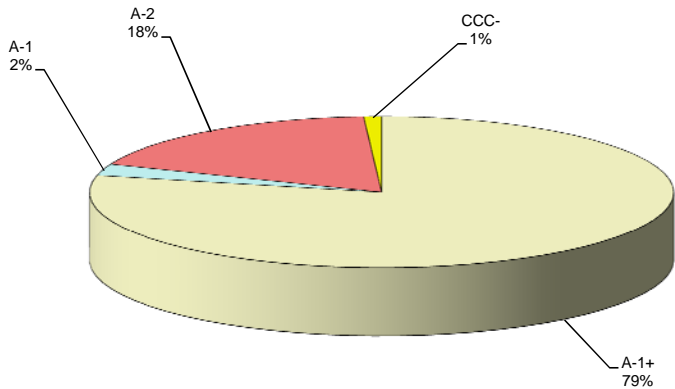
I. Overall Portfolio Limits

S&P Long Term Rating	S&P Short Term Rating	% Portfolio	Investment Maximum %	Comments
AAA	A-1+	78.56%	100%	
AA	A-1	2.46%	100%	
A-	A-2	18.00%	100%	Policy Breached ¹
CCC and less		0.98%	0%	Policy Breached ²
		<u>100.00%</u>		

Notes

1. Policy breach above relates to the downgrade of short term credit rating
2. Policy breach above relates to the Lehman Brothers CDO investment

Investment by S&P Rating

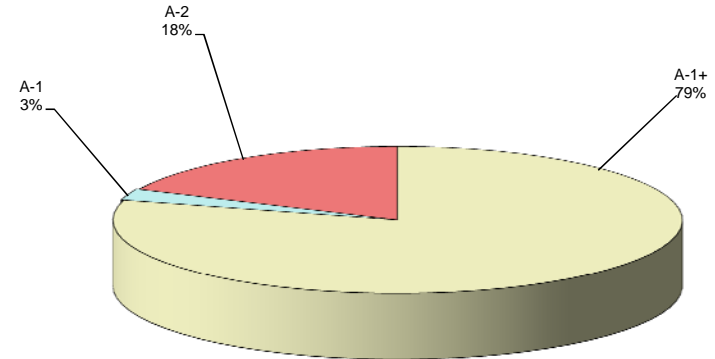


Investment Report Excluding CDOs

I. Overall Portfolio Limits

S&P Long Term Rating	S&P Short Term Rating	% Portfolio	Investment Maximum %	Comments
AAA	A-1+	79.34%	100%	
AA	A-1	2.48%	100%	
A-	A-2	18.18%	100%	Policy Breached ¹
CCC and less		0.00%	0%	
		<u>100.00%</u>		

Investment by S&P Rating (excluding CDOs)



EMRC Investment Report

March 2014

Investment Report Including CDOs

II. Single Entity Exposure

	% Portfolio	Comments
ANZ Banking Group	13.91%	
ING Bank	18.00%	<i>Policy breached</i> ³
Macquarie Bank	2.46%	
NAB	37.64%	
Westpac / St. George Bank	27.00%	
Lehman Brothers	0.98%	<i>Policy breached</i> ⁴
	<u>100.00%</u>	

Notes

3. Policy breach above relates to the downgrade of short term credit rating

4. Policy breach above relates to the Lehman Bros CDO investment

III. Term to Maturity Framework

Maturity Profile	Investment Policy Guidelines			Comments
	% Portfolio	% Min	% Max	
Less Than 1 Year	99.09%	40.00%	100.00%	
Greater Than 1 Year	0.91%	0.00%	0.00%	<i>Policy breached</i> ⁵
	<u>100.00%</u>			

Notes

5. Policy breach above relates to the Lehman Bros CDO investment

Investment Report Excluding CDOs

II. Single Entity Exposure

	% Portfolio	Comments
ANZ Banking Group	14.05%	
ING Bank	18.18%	<i>Policy breached</i> ³
Macquarie Bank	2.49%	
NAB	38.02%	
Westpac / St. George Bank	27.27%	
	<u>100.00%</u>	

III. Term to Maturity Framework

Maturity Profile	Investment Policy Guidelines			Comments
	% Portfolio	% Min	% Max	
Less Than 1 Year	100.00%	40.00%	100.00%	
Greater Than 1 Year	0.00%	0.00%	0.00%	
	<u>100.00%</u>			

NB: This report is consistent with the reporting requirements of the Policy 3.3 - Management of Investments Policy



14.3 ITEMS CONTAINED IN THE INFORMATION BULLETIN

REFERENCE: D2014/04923 (TAC) – D2014/05615

The following items are included in the Information Bulletin, which accompanies the Agenda.

1 WASTE SERVICES

- 1.1 COUNCIL TONNAGE COMPARISONS AS AT 31 MARCH 2014
(Ref: D2014/05614)

RECOMMENDATION(S)

That Council notes the items contained in the Information Bulletin.

COUNCIL RESOLUTION(S)

MOVED CR POWELL SECONDED CR PULE

THAT COUNCIL NOTES THE ITEMS CONTAINED IN THE INFORMATION BULLETIN.

CARRIED UNANIMOUSLY



INFORMATION BULLETIN

Accompanying the
Ordinary Meeting of Council Agenda

22 May 2014

COUNCIL INFORMATION BULLETIN

22 May 2014

(REF: D2014/04923 (TAC) – D2014/05615)

TABLE OF CONTENTS

1	WASTE SERVICES	1
1.1	COUNCIL TONNAGE COMPARISONS AS AT 31 MARCH 2014 (Ref: D2014/05614)	1



1 WASTE SERVICES

1.1 COUNCIL TONNAGE COMPARISONS AS AT 31 MARCH 2014

REFERENCE: D2014/04925 (TAC) – D2014/05614

PURPOSE OF REPORT

To provide Council with year to date tonnages and quantities at the Red Hill Waste Management Facility and Hazelmere Resource Recovery Park for the period 1 July 2013 to 31 March 2014.

REPORT

Attachment 1 to this report indicates that member Council tonnages totalling 100,997.26 tonnes, were received during the period 1 July 2013 to 31 March 2014 compared to 97,076.88 tonnes received during the same period in 2012/2013.

Attachment 2 outlines "other" waste that was received being 119,030.61 tonnes. The combined tonnages for the period totaled 220,027.87 tonnes. The 2012/2013 tonnages of 181,045.38 and 278,122.26 respectively for the same period are also provided for comparison purposes.

Attachment 3 outlines the tonnages of various materials that have been exported from the site during the reporting period.

Attachment 4 outlines the tonnages and quantities of waste timber, wood chip/fines and mattresses, received and sold, at the Hazelmere Resource Recovery Park.

ATTACHMENT(S)

1. Council Tonnages - 1 July 2013 to 31 March 2014 (Ref: D2014/04945)
2. Other Tonnages - 1 July 2013 to 31 March 2014 (Ref: D2014/04946)
3. Tonnages Exported from Red Hill - 1 July 2013 to 31 March 2014 (Ref: D2014/04947)
4. Tonnages and quantities at Hazelmere Resource Recovery Park 1 July 2013 to 31 March 2014 (Ref: D2014/04968)

EASTERN METROPOLITAN REGIONAL COUNCIL

Page 1 of 1

2013/2014 YTD COUNCIL TONNAGES DISPOSED OF AT RED HILL WASTE MANAGEMENT FACILITY

Week Ending	Bayswater			Belmont		Bassendean		Swan		Kalamunda		Mundaring		Total
	Waste	Greenwaste	Uncont G/W	Waste	Uncont G/W	Waste	Uncont G/W	Waste	Uncont G/W	Waste	Uncont G/W	Waste	Greenwaste	
09-Jul-13	481.22	103.64	0.00	325.58	19.74	147.94	0.00	1109.40	311.48	549.58	61.34	323.22	0.00	3,433.14
16-Jul-13	328.80	78.30	0.00	228.80	0.00	100.04	0.00	771.92	51.18	367.44	5.64	244.64	0.00	2,176.76
23-Jul-13	340.60	68.72	0.00	237.56	0.00	106.44	0.00	757.84	0.00	376.14	13.68	252.66	0.00	2,153.64
31-Jul-13	411.18	109.86	0.00	291.98	0.00	122.62	0.00	903.82	97.32	475.74	23.70	304.64	0.00	2,740.86
6-Aug-13	310.48	60.30	0.00	202.50	0.00	87.54	0.00	607.28	95.86	324.74	13.58	232.48	0.00	1,934.76
13-Aug-13	354.28	107.40	0.00	254.88	34.80	122.94	0.00	796.52	212.00	402.08	18.12	276.16	0.00	2,579.18
20-Aug-13	358.84	84.20	0.00	262.48	0.00	114.40	0.00	813.68	215.36	412.90	13.34	269.14	0.00	2,544.34
27-Aug-13	346.06	132.00	0.00	277.10	0.00	132.60	0.00	828.84	198.68	425.62	29.74	275.82	0.00	2,646.46
31-Aug-13	187.82	57.04	0.00	162.04	0.00	67.30	0.00	488.18	29.70	241.24	0.00	148.60	0.00	1,381.92
3-Sep-13	155.46	36.96	0.00	96.64	0.00	45.44	0.00	314.88	53.98	177.92	0.00	123.16	0.00	1,004.44
10-Sep-13	366.46	143.12	0.00	270.56	0.00	126.60	0.00	857.18	76.84	453.62	35.74	256.20	0.00	2,586.32
17-Sep-13	348.04	104.02	0.00	274.22	41.38	108.92	0.00	858.18	98.62	475.88	38.64	264.46	0.00	2,612.36
24-Sep-13	355.32	120.04	0.00	262.34	0.00	119.62	0.00	802.10	83.88	450.30	38.14	434.36	0.00	2,666.10
30-Sep-13	262.62	70.52	0.00	209.90	0.00	90.22	0.00	687.16	66.46	354.78	54.48	208.36	0.00	2,004.50
08-Oct-13	457.68	177.14	0.00	336.14	0.00	157.94	0.00	1045.90	89.44	593.80	52.32	323.32	0.00	3,233.68
15-Oct-13	378.64	126.98	0.00	257.78	0.00	121.74	0.00	864.28	35.82	495.28	80.18	260.82	0.00	2,621.52
22-Oct-13	360.86	148.82	0.00	282.02	0.00	120.84	0.00	852.76	0.00	565.02	87.38	271.08	0.00	2,688.78
31-Oct-13	487.30	152.62	0.00	365.44	0.00	159.40	0.00	1220.80	0.00	662.48	77.12	345.12	0.00	3,470.28
05-Nov-13	219.06	74.68	0.00	158.90	0.00	116.28	0.00	471.16	0.00	267.88	77.02	186.88	25.70	1,597.56
12-Nov-13	366.32	83.68	0.00	262.28	25.56	211.78	0.00	830.06	0.00	471.68	61.74	402.26	65.58	2,780.94
19-Nov-13	350.46	117.02	0.00	249.66	0.00	206.46	0.00	938.92	0.00	483.76	72.86	378.64	111.46	2,909.24
26-Nov-13	365.56	86.12	0.00	252.90	0.00	235.66	0.00	1052.54	0.00	469.10	77.48	357.50	60.64	2,957.50
30-Nov-13	193.02	70.80	0.00	158.94	0.00	106.66	0.00	573.82	0.00	278.62	59.92	193.90	26.84	1,662.52
03-Dec-13	164.56	42.78	0.00	96.86	0.00	88.42	0.00	423.22	0.00	216.86	17.98	153.66	17.26	1,221.60
10-Dec-13	390.20	84.40	0.00	248.04	0.00	208.30	0.00	957.48	5.12	494.72	72.04	346.96	37.96	2,845.22
17-Dec-13	417.68	93.06	0.00	240.66	23.48	134.30	0.00	980.98	0.00	453.50	86.64	332.56	14.52	2,777.38
24-Dec-13	428.86	71.32	0.00	244.22	0.00	111.74	0.00	789.30	0.00	479.52	83.42	266.36	0.00	2,474.74
31-Dec-13	365.12	88.08	0.00	249.30	0.00	111.40	0.00	852.60	0.00	473.92	21.46	278.56	0.00	2,440.44
Sub-total	9,552.50	2,693.62	0.00	6,759.72	144.96	3,583.54	0.00	22,450.80	1,721.74	11,894.12	1,273.70	7,711.52	359.96	68,146.18

EASTERN METROPOLITAN REGIONAL COUNCIL

Page 2 of 2

2013-2014 YTD COUNCIL TONNAGES DISPOSED OF AT RED HILL WASTE MANAGEMENT FACILITY

Week Ending	Bayswater			Belmont		Bassendean		Swan		Kalamunda		Mundaring		Total
	Waste	Greenwaste	Uncont G/W	Waste	Uncont G/W	Waste	Uncont G/W	Waste	Uncont G/W	Waste	Uncont G/W	Waste	Greenwaste	
07-Jan-14	370.18	81.72	0.00	254.46	0.00	115.50	0.00	926.02	0.00	511.02	22.96	291.76	0.00	2,573.62
14-Jan-14	340.08	97.74	0.00	233.74	0.00	101.58	0.00	920.20	0.00	488.60	74.52	208.96	0.00	2,465.42
21-Jan-14	332.98	66.34	0.00	241.38	0.00	105.26	0.00	925.16	0.00	454.04	69.38	267.90	6.96	2,469.40
28-Jan-14	323.46	83.96	0.00	226.10	0.00	100.72	0.00	890.00	0.28	463.88	72.42	361.86	0.00	2,522.68
31-Jan-14	190.56	40.10	0.00	148.14	0.00	66.12	0.00	627.06	0.00	260.40	31.26	256.98	0.00	1,620.62
4-Feb-14	166.80	37.30	0.00	93.34	0.00	47.42	0.00	407.04	0.00	240.34	9.02	216.28	0.00	1,217.54
11-Feb-14	341.56	99.28	0.00	250.72	0.00	103.64	0.00	1076.86	0.00	488.06	47.86	319.62	0.00	2,727.60
18-Feb-14	356.80	73.96	0.00	236.40	0.00	109.66	0.00	1071.58	0.00	490.28	72.60	293.64	0.00	2,704.92
25-Feb-14	327.84	86.14	0.00	229.54	0.00	105.70	0.00	986.58	0.00	469.90	52.74	251.52	0.00	2,509.96
28-Feb-14	176.94	35.10	0.00	146.52	0.00	59.30	0.00	517.48	0.00	237.72	35.44	99.66	0.00	1,308.16
4-Mar-14	142.78	29.48	0.00	83.00	0.00	38.56	0.00	373.18	0.00	204.20	49.84	166.84	0.00	1,087.88
11-Mar-14	337.10	87.68	0.00	237.50	0.00	104.94	0.00	926.46	0.00	523.88	51.60	238.82	0.00	2,507.98
18-Mar-14	330.44	75.10	0.00	237.58	0.00	106.90	0.00	937.50	0.00	467.64	96.20	240.36	0.00	2,491.72
25-Mar-14	332.50	88.08	0.00	233.14	0.00	231.72	0.00	914.22	0.00	521.04	96.98	251.62	0.00	2,669.30
31-Mar-14	250.82	52.14	0.00	191.60	0.00	81.62	0.00	803.58	0.00	359.52	37.74	197.26	0.00	1,974.28
Sub-total	4,320.84	1,034.12	0.00	3,043.16	0.00	1,478.64	0.00	12,302.92	0.28	6,180.52	820.56	3,663.08	6.96	32,851.08
Year to Date	13,873.34	3,727.74	-	9,802.88	144.96	5,062.18	-	34,753.72	1,722.02	18,074.64	2,094.26	11,374.60	366.92	100,997.26
31-Mar-14		17,601.08		9,947.84		5,062.18		36,475.74		20,168.90		11,741.52		100,997.26
Year to date	14,070.42	3,623.10	0.00	9,696.40	175.14	4,798.74	0.00	33,168.92	833.10	17,795.50	2,440.44	10,475.12	0.00	97,076.88
as at 31-Mar-13		17,693.52		9,871.54		4,798.74		34,002.02		20,235.94		10,475.12		97,076.88

EASTERN METROPOLITAN REGIONAL COUNCIL

Page 1 of 1

2013/2014 YTD OTHER TONNAGES DISPOSED AT RED HILL WASTE MANAGEMENT FACILITY

Week Ending	Transfer Station	Class III Contaminated	Class IV Contaminated	Uncontaminated Greenwaste Transfer St	Uncontaminated Greenwaste Commercial	Other Commercials	Non Member Council Waste	Total Other	Total Tonnages (Council & Other)
09-Jul-13	172.48	0.00	0.00	20.24	18.94	3483.04	2907.25	6601.95	10,035.09
16-Jul-13	137.46	0.00	0.00	21.50	17.30	2321.34	2039.68	4537.28	6,714.04
23-Jul-13	150.64	25.74	0.00	22.86	11.82	2276.46	2093.62	4581.14	6,734.78
31-Jul-13	177.94	9.66	0.00	19.60	30.00	2582.20	2513.70	5333.10	8,073.96
06-Aug-13	133.02	58.62	0.00	11.02	9.22	2115.16	998.54	3325.58	5,260.34
13-Aug-13	161.12	424.46	0.00	10.46	18.54	2402.72	0.00	3017.30	5,596.48
20-Aug-13	155.82	3312.32	0.00	18.52	26.28	2251.66	0.00	5764.60	8,308.94
27-Aug-13	157.52	1.22	0.00	17.64	19.86	2307.28	0.00	2503.52	5,149.98
31-Aug-13	112.00	0.00	0.00	6.60	4.12	1695.32	0.00	1818.04	3,199.96
03-Sep-13	69.76	61.42	0.00	4.78	12.80	1096.04	0.00	1244.80	2,249.24
10-Sep-13	183.88	345.48	0.00	14.82	18.68	2218.64	0.00	2781.50	5,367.82
17-Sep-13	170.48	30.00	0.00	17.42	24.92	2272.16	0.00	2514.98	5,127.34
24-Sep-13	194.54	287.42	0.00	18.68	20.74	2361.66	0.00	2883.04	5,549.14
30-Sep-13	156.96	0.00	0.00	15.52	20.30	1672.12	0.00	1864.90	3,869.40
08-Oct-13	221.10	28.86	0.00	27.12	32.86	2878.54	0.00	3188.48	6,422.16
15-Oct-13	181.68	211.36	0.00	26.26	27.28	2549.56	0.00	2996.14	5,617.66
22-Oct-13	189.20	70.04	0.00	25.28	22.52	2538.58	0.00	2845.62	5,534.40
31-Oct-13	258.40	311.62	0.00	23.00	34.20	3351.98	0.00	3979.20	7,449.48
05-Nov-13	143.56	0.00	0.00	15.02	14.50	1773.34	0.00	1946.42	3,543.98
12-Nov-13	172.64	0.94	0.00	20.24	31.38	2763.56	0.00	2988.76	5,769.70
19-Nov-13	187.86	0.00	0.00	23.76	31.74	2597.24	0.00	2840.60	5,749.84
26-Nov-13	194.46	39.26	0.00	26.66	27.08	2419.62	0.00	2707.08	5,664.58
30-Nov-13	96.90	13.16	0.00	12.46	22.30	1611.88	0.00	1756.70	3,419.22
03-Dec-13	80.68	0.00	0.00	10.28	15.94	909.90	0.00	1016.80	2,238.40
10-Dec-13	170.26	0.00	0.00	21.54	29.28	2332.00	0.00	2553.08	5,398.30
17-Dec-13	158.70	7.78	0.00	21.08	26.78	2405.82	0.00	2620.16	5,397.54
24-Dec-13	269.51	0.00	0.00	27.96	36.64	2310.80	0.00	2644.91	5,119.65
31-Dec-13	210.36	0.00	0.00	18.10	10.42	1227.98	76.38	1543.24	3,983.68
Sub-total	4,668.93	5,239.36	0.00	518.42	616.44	62,726.60	10,629.17	84,398.92	152,545.10

EASTERN METROPOLITAN REGIONAL COUNCIL

Page 2 of 2

2013/2014 YTD OTHER TONNAGES DISPOSED OF AT RED HILL WASTE MANAGEMENT FACILITY

Week Ending	Transfer Station	Class III Contaminated	Class IV Contaminated	Uncontaminated Greenwaste Transfer St	Uncontaminated Greenwaste Commercial	Other Commercials	Non Member Council Waste	Total	Total Tonnages (Council & Other)
07-Jan-14	195.22	0.00	0.00	20.50	13.04	1597.58	401.96	2228.30	4,801.92
14-Jan-14	159.14	33.70	0.00	16.98	24.28	2449.82	94.20	2778.12	5,243.54
21-Jan-14	160.60	0.00	0.00	25.72	33.14	2718.56	18.72	2956.74	5,426.14
28-Jan-14	157.66	0.00	0.00	25.94	25.22	2349.18	42.20	2600.20	5,122.88
31-Jan-14	60.32	28.34	0.00	10.70	25.24	1395.91	0.00	1520.51	3,141.13
04-Feb-14	89.14	343.74	0.00	18.36	13.28	1201.94	66.96	1733.42	2,950.96
11-Feb-14	138.74	953.90	1.08	26.24	29.94	2541.50	23.18	3714.58	6,442.18
18-Feb-14	151.20	235.18	0.00	21.72	42.04	2366.18	22.94	2839.26	5,544.18
25-Feb-14	140.24	0.00	0.00	22.12	36.98	2203.78	106.10	2509.22	5,019.18
28-Feb-14	57.54	7.32	0.00	8.46	5.70	1130.62	0.00	1209.64	2,517.80
04-Mar-14	79.12	0.00	0.00	12.38	2.60	866.40	0.00	960.50	2,048.38
11-Mar-14	170.46	50.36	0.00	19.66	16.96	2407.30	68.50	2733.24	5,241.22
18-Mar-14	158.54	33.76	0.00	20.62	25.44	2152.95	88.22	2479.53	4,971.25
25-Mar-14	160.26	34.58	0.00	25.50	23.30	2024.76	63.50	2331.90	5,001.20
31-Mar-14	136.98	19.20	0.00	25.52	22.52	1783.97	48.34	2036.53	4,010.81
Sub-total	2,015.16	1,740.08	1.08	300.42	339.68	29,190.45	1,044.82	34,631.69	67,482.77
Year to date 31-Mar-14	6,684.09	6,979.44	1.08	818.84	956.12	91,917.05	11,673.99	119,030.61	220,027.87
Year to date as at 31-Mar-13	5,695.86	6,461.08	2,449.29	916.02	917.40	92,452.54	72,153.19	181,045.38	278,122.26

EASTERN METROPOLITAN REGIONAL COUNCIL

2013/2014 YTD TONNAGES EXPORTED FROM RED HILL WASTE MANAGEMENT FACILITY

Week Ending	Clay	Ferricrete	Laterite Rock	Recycled Material from Transfer Stn	Mulch	Soil Improver	Lime Amended BioClay	Total
09-Jul-13	76.46	197.16	0.00	10.34	104.72	45.76	1021.42	1455.86
16-Jul-13	25.14	113.98	0.00	13.92	31.96	23.82	359.48	568.30
23-Jul-13	0.00	380.16	0.00	14.60	157.14	26.00	0.00	577.90
31-Jul-13	0.00	200.98	0.00	13.20	162.75	10.16	0.00	387.09
06-Aug-13	0.00	106.74	0.00	11.48	92.96	21.84	0.00	233.02
13-Aug-13	0.00	156.82	0.00	26.48	137.88	14.80	0.00	335.98
20-Aug-13	0.00	438.98	0.00	22.60	93.88	0.00	0.00	555.46
27-Aug-13	49.84	189.70	0.00	15.20	19.02	16.32	16.94	307.02
31-Aug-13	0.00	97.88	0.00	12.72	78.54	15.74	0.00	204.88
03-Sep-13	0.00	36.20	0.00	5.14	120.10	11.60	0.00	173.04
10-Sep-13	0.00	170.38	0.00	13.64	67.78	17.58	0.00	269.38
17-Sep-13	0.00	62.30	0.00	7.72	138.59	25.14	0.00	233.75
24-Sep-13	0.00	654.18	0.00	9.56	120.91	13.42	0.00	798.07
30-Sep-13	0.00	72.58	0.00	13.15	6.78	12.52	0.00	105.03
08-Oct-13	0.00	413.44	0.00	17.92	21.28	10.38	0.00	463.02
15-Oct-13	0.00	146.50	0.00	9.18	33.14	32.14	0.00	220.96
22-Oct-13	0.00	152.94	0.00	25.00	32.68	24.42	0.00	235.04
31-Oct-13	0.00	946.84	0.00	23.06	31.08	22.90	0.00	1023.88
05-Nov-13	0.00	338.50	0.00	10.70	17.92	3.40	0.00	370.52
12-Nov-13	0.00	500.02	0.00	5.58	53.14	24.98	0.00	583.72
19-Nov-13	0.00	1882.40	0.00	14.48	30.00	18.00	0.00	1944.88
26-Nov-13	0.00	1640.60	0.00	16.26	66.90	29.08	0.00	1752.84
30-Nov-13	35.38	326.06	0.00	5.32	7.36	19.00	54.64	447.76
03-Dec-13	0.00	228.04	0.00	9.58	33.70	3.28	105.26	379.86
10-Dec-13	0.00	615.98	0.00	13.72	47.62	25.34	104.96	807.62
17-Dec-13	0.00	303.60	0.00	11.26	49.08	16.78	416.66	797.38
24-Dec-13	0.00	371.02	0.00	14.56	33.28	19.68	0.00	438.54
31-Dec-13	0.00	52.84	0.00	10.14	8.22	8.30	0.00	79.50
Sub Total	186.82	10,796.82	0.00	376.51	1,798.41	512.38	2,079.36	15,750.30

45
EASTERN METROPOLITAN REGIONAL COUNCIL

2013/2014 YTD TONNAGES EXPORTED FROM RED HILL WASTE MANAGEMENT FACILITY

Week Ending	Clay	Ferricrete	Laterite Rock	Recycled Material from Transfer Stn	Mulch	Soil Improver	Lime Amended BioClay	Total
07-Jan-14	0.00	349.24	0.00	16.44	38.76	13.18	0.00	417.62
14-Jan-14	0.00	152.98	0.00	17.32	44.62	36.90	105.84	357.66
21-Jan-14	0.00	218.28	0.00	9.42	67.72	0.00	54.22	349.64
28-Jan-14	0.00	176.00	0.00	13.90	16.56	16.84	78.76	302.06
31-Jan-14	0.00	167.00	0.00	24.02	23.36	21.10	0.00	235.48
04-Feb-14	0.00	191.70	0.00	8.16	40.18	0.00	0.00	240.04
11-Feb-14	132.64	268.24	0.00	8.14	32.80	34.76	0.00	476.58
18-Feb-14	0.00	252.28	0.00	20.68	81.84	16.28	0.00	371.08
25-Feb-14	0.00	181.40	0.00	17.90	145.08	0.00	0.00	344.38
28-Feb-14	0.00	47.04	0.00	2.14	94.34	12.84	0.00	156.36
04-Mar-14	0.00	29.62	0.00	1.94	15.20	0.00	0.00	46.76
11-Mar-14	0.00	117.36	0.00	15.66	123.08	4.56	0.00	260.66
18-Mar-14	0.00	164.38	0.00	18.40	159.20	42.94	0.00	384.92
25-Mar-14	0.00	840.26	0.00	5.28	152.56	30.80	0.00	1028.90
31-Mar-14	24.12	434.44	0.00	31.08	140.30	7.74	0.00	637.68
Sub Total	156.76	3,590.22	0.00	210.48	1,175.60	237.94	238.82	5,609.82
Year to date 31-Mar-14	343.58	14,387.04	0.00	586.99	2,974.01	750.32	2,318.18	21,360.12
Year to date as at 31-Mar-13	602.14	4,864.26	0.00	442.08	4,551.62	1,659.64	125.60	12,245.34

2013/2014 YTD COUNCIL TONNAGES DISPOSED OF AT HAZELMERE RECYCLING CENTRE

Month	Timber Recycling		Mattress Recycling	
	Incoming Waste Timber Tonne	Sale of wood chip / fines Tonne	Mattresses and Bases Received Number	Mattresses Recycled Number
Jul-2013	1,713.01	1461.47	2,025	2,008
Aug-2013	1,664.02	3027.78	1,841	1,405
Sep-2013	1,713.12	1360.44	1,288	1,149
Oct-2013	1,927.40	1762.89	2,281	1,144
Nov-2013	1,832.13	1009.78	1,885	1,658
Dec-2013	1,354.67	1311.33	933	1,780
Jan-2014	1774.69	969.00	2,870	1,126
Feb-2014	1584.72	1118.87	3,113	1,818
Mar-2014	1556.24	969.78	3,616	1,663
Year to Date 31-Mar-14	15,119.99	12,991.35	19,852	13,751
Year to date 31-Mar-13	9,222.54	4,621.11	7,846	6,267



15 REPORTS OF COMMITTEES

15.1 TECHNICAL ADVISORY COMMITTEE MEETING HELD 8 MAY 2014 (REFER TO MINUTES OF COMMITTEE – YELLOW PAGES) REFERENCE: D2014/03239 (TAC) – D2014/05660

The minutes of the Technical Advisory Committee meeting held on **8 May 2014** accompany and form part of this agenda – (refer to yellow section of ‘Minutes of Committees’ for Council accompanying this Agenda).

QUESTIONS

The Chairman invite general questions from members on the report of the Technical Advisory Committee.

RECOMMENDATION(S)

That with the exception of items, which are to be withdrawn and dealt with separately, Council adopts the recommendations in the Technical Advisory Committee report (Section 15.1).

The Chairman announced the items contained within the Technical Advisory Committee would be dealt with individually.



TECHNICAL ADVISORY COMMITTEE

MINUTES

8 May 2014

(REF: D2014/03239 (TAC) – D2014/05660)

A meeting of the Technical Advisory Committee was held at the EMRC Administration Office, 1st Floor, 226 Great Eastern Highway, BELMONT WA 6104 on **Thursday, 8 May 2014**. The meeting commenced at **4:00pm**.

TABLE OF CONTENTS

1	DECLARATION OF OPENING AND ANNOUNCEMENT OF VISITORS	1
2	ATTENDANCE, APOLOGIES AND LEAVE OF ABSENCE (PREVIOUSLY APPROVED)	1
3	DISCLOSURE OF INTERESTS	1
4	ANNOUNCEMENTS BY THE CHAIRMAN OR PRESIDING MEMBER WITHOUT DISCUSSION	1
5	PETITIONS, DEPUTATIONS AND PRESENTATIONS	
6	CONFIRMATION OF MINUTES OF PREVIOUS MEETINGS	2
	<i>6.1 MINUTES OF THE TECHNICAL ADVISORY COMMITTEE MEETING HELD ON 6 MARCH 2014 (Ref: D2014/03069)</i>	
7	QUESTIONS BY MEMBERS OF WHICH DUE NOTICE HAS BEEN GIVEN	2
8	QUESTIONS BY MEMBERS WITHOUT NOTICE	2
9	ANNOUNCEMENT OF CONFIDENTIAL MATTERS FOR WHICH MEETINGS MAY BE CLOSED TO THE PUBLIC	2
10	BUSINESS NOT DEALT WITH FROM A PREVIOUS MEETING	2
11	REPORTS OF EMPLOYEES	3
	<i>11.1 TENDER 2014-01 THE PROVISION OF GARDENING AND REHABILITATION SERVICES (Ref: D2014/05713)</i>	3
	<i>11.2 DRAFT WASTE MANAGEMENT FEES AND CHARGES SCHEDULE FOR 2014/2015 (Ref: D2014/05714)</i>	8
	<i>11.3 ITEMS CONTAINED IN THE INFORMATION BULLETIN (Ref: D2014/05615)</i>	23
12	REPORTS OF DELEGATES	24
13	NEW BUSINESS OF AN URGENT NATURE APPROVED BY THE CHAIRMAN OR PRESIDING MEMBER OR BY DECISION OF MEETING	24
14	CONFIDENTIAL MATTERS FOR WHICH THE MEETING MAY BE CLOSED TO THE PUBLIC	24
15	FUTURE MEETINGS OF THE TECHNICAL ADVISORY COMMITTEE	24
16	DECLARATION OF CLOSURE OF MEETING	24



1 DECLARATION OF OPENING AND ANNOUNCEMENT OF VISITORS

The Chairman opened the meeting at 4:00pm.

2 ATTENDANCE, APOLOGIES AND LEAVE OF ABSENCE (PREVIOUSLY APPROVED)

Committee Members

Mr Doug Pearson (Acting Chairman)	Director Technical Services	City of Bayswater
Mr Ken Cardy (Deputising for Mr Stewert-Dawkins)	Contract and Support Officer	Town of Bassendean
Mr Ric Lutey	Director Technical Services	City of Belmont
Mr Sam Assaad (Deputising for Mr Sullivan)	Manager Infrastructure Services	Shire of Kalamunda
Mr Jim Coten	Executive Manager Operations	City of Swan

Apologies

Mr Simon Stewert-Dawkins (Chairman)	Director Operational Services	Town of Bassendean
Mr Shane Purdy	Director Infrastructure Services	Shire of Mundaring
Mr Charles Sullivan	Director Infrastructure Services	Shire of Kalamunda
Mr Peter Schneider	Chief Executive Officer	EMRC

EMRC Officers

Mr Stephen Fitzpatrick	Director Waste Services
Mr Hua Jer Liew	Director Corporate Services
Mr Gilbert Arlandoo	Manager Waste Engineering and Waste Services
Mr Dave Beresford	Manager Resource Recovery
Ms Giulia Bono	Administration Officer (Minutes)

3 DISCLOSURE OF INTERESTS

Nil

4 ANNOUNCEMENTS BY THE CHAIRMAN OR PRESIDING MEMBER WITHOUT DISCUSSION

Nil

5 PETITIONS, DEPUTATIONS AND PRESENTATIONS

Nil



6 CONFIRMATION OF MINUTES OF PREVIOUS MEETINGS

6.1 MINUTES OF THE TECHNICAL ADVISORY COMMITTEE MEETING HELD ON 6 MARCH 2014

That the Minutes of the Technical Advisory Committee meeting held on 6 March 2014, which have been distributed, be confirmed.

TAC RESOLUTION(S)

MOVED MR COTEN

SECONDED MR LUTEY

THAT THE MINUTES OF THE TECHNICAL ADVISORY COMMITTEE MEETING HELD ON 6 MARCH 2014 WHICH HAVE BEEN DISTRIBUTED, BE CONFIRMED.

CARRIED UNANIMOUSLY

7 QUESTIONS BY MEMBERS OF WHICH DUE NOTICE HAS BEEN GIVEN

Nil

8 QUESTIONS BY MEMBERS WITHOUT NOTICE

Nil

9 ANNOUNCEMENT OF CONFIDENTIAL MATTERS FOR WHICH THE MEETING MAY BE CLOSED TO THE PUBLIC

Nil

10 BUSINESS NOT DEALT WITH FROM A PREVIOUS MEETING

Nil



11 REPORTS OF OFFICERS

11.1 TENDER 2014-01 THE PROVISION OF GARDENING AND REHABILITATION SERVICES

REFERENCE: D2014/01910 (TAC) – D2014/05713

PURPOSE OF REPORT

To advise Council of the results of Tender 2014-01 for the Provision of Gardening and Rehabilitation Services and recommend a preferred tenderer.

KEY ISSUES AND RECOMMENDATION(S)

- Gardening and rehabilitation services are required at the Red Hill Waste Management Facility and Hazelmere Resource Recovery Park, for the ongoing maintenance of gardens, assistance with rehabilitation programs and control of weeds.
- A tender for Provision of Gardening and Rehabilitation Services was advertised on 1 February 2014.
- The tender closed on 17 February 2014 and three (3) submissions were received.
- The tender submissions have been assessed and a preferred tenderer selected.

Recommendation(s)

That:

1. Council award Tender 2014-01 for the Provision of Gardening and Rehabilitation Services to Spuds Gardening Services for a three (3) year period, with an option to extend for two (2) single year extensions subject to satisfactory performance, as per the attached schedule of rates.
2. The contract rates for Tender 2014-01 be adjusted annually using the Consumer Price Index for Perth at the anniversary of the contract.
3. Council authorise the CEO to enter into a contract, on behalf of the EMRC, with Spuds Gardening Services in accordance with the Tender submitted, and the attached schedule of rates, subject to any minor variations that may be agreed between the CEO and Spuds Gardening Services.

SOURCE OF REPORT

Director Waste Services
Manager Waste, Environmental Operations

BACKGROUND

This tender is for the provision of gardening and rehabilitation services at the Red Hill Waste Management Facility and Hazelmere Resource Recovery Park. The Contract includes all labour, plant, materials, supervision and any additional requirements for the ongoing maintenance of gardens and surrounds for the Red Hill Waste Management Facility and Hazelmere Resource Recovery Park.

The previous tender for gardening and rehabilitation services at the Red Hill Waste Management Facility and Hazelmere Resource Recovery Park was held by Spuds Gardening Services for a period of five years consisting of a three year period with two single year extensions.



Item 11.1 continued

REPORT

Gardening and Rehabilitation Services Tender 2014-01 was publicly advertised on 1 February 2014 and remained open until 17 February 2014. The tender was established for a three (3) year period, with an option to extend for two (2) single year extensions to be exercised at the sole discretion of the EMRC, exercisable by the CEO subject to satisfactory performance. Tender specification requirements included:

- Maintain gardens/landscapes at the Red Hill Waste Management Facility and Hazelmere Resource Recovery Park;
- Assist in the annual land rehabilitation program at Red Hill Waste Management Facility;
- Maintain previously revegetated areas as required at the Red Hill Waste Management Facility;
- Monitor and control weed species present at the Hazelmere Resource Recovery Park and Red Hill Waste Management Facility; and
- Assist with weed inspections at the Red Hill Waste Management Facility.

Qualitative assessment criteria included:

Criterion	Weighting
Demonstrate experience completing similar gardening services	45%
Demonstrate experience completing similar rehabilitation services	45%
Provision of a Safety Management Plan & Occupational Health and Safety Questionnaire	10%

Price was given a non-weighted criteria but was considered during the evaluation process to ensure quality gardening and rehabilitation services would be provided at a competitive price.

Three (3) tender submissions were received from the following companies:

- Spuds Gardening Services.
- Natural Area Management and Services.
- Frogmat Environmental (Australasia) Pty Ltd.

The evaluation process was completed independently by five EMRC officers. A meeting was held on the 13 March 2014 between evaluation panel members to discuss and compile findings for each tender submission.

Spuds Gardening Services had the highest evaluation score, having demonstrated the required gardening and rehabilitation experience to a high standard. Spuds Gardening Services is considered the best value for money tenderer and had positive references. Spuds Gardening Services is, therefore, recommended as the preferred tenderer at the pricing schedule supplied.

STRATEGIC/POLICY IMPLICATIONS

Key Result Area 1 – Environmental Sustainability

- 1.5 To contribute towards improved regional air, water and land quality and regional biodiversity conservation
- 1.6 To address climate change issues within the region



Item 11.1 continued

FINANCIAL IMPLICATIONS

Based on past works the financial cost of the tender is estimated to be in the order of \$100,000 per year.

SUSTAINABILITY IMPLICATIONS

The EMRC will be able to maintain compliance with ministerial conditions and proponent commitments pertaining to the progressive rehabilitation of landfill cells in accordance with Ministerial Statement 274.

MEMBER COUNCIL IMPLICATIONS

Member Council	Implication Details
Town of Bassendean	} Nil
City of Bayswater	
City of Belmont	
Shire of Kalamunda	
Shire of Mundaring	
City of Swan	

ATTACHMENT(S)

Schedule of Rates (Ref: D2014/03268)

VOTING REQUIREMENT

Simple Majority

RECOMMENDATION(S)

That:

1. Council award Tender 2014-01 for the Provision of Gardening and Rehabilitation Services to Spuds Gardening Services for a three (3) year period, with an option to extend for two (2) single year extensions subject to satisfactory performance, as per the attached schedule of rates.
2. The contract rates for Tender 2014-01 be adjusted annually using the Consumer Price Index for Perth at the anniversary of the contract.
3. Council authorise the CEO to enter into a contract, on behalf of the EMRC, with Spuds Gardening Services in accordance with the Tender submitted, and the attached schedule of rates, subject to any minor variations that may be agreed between the CEO and Spuds Gardening Services.



Item 11.1 continued

TAC RECOMMENDATION(S)

MOVED MR LUTEY

SECONDED MR CARDY

That:

1. Council award Tender 2014-01 for Gardening and Rehabilitation Services to Spuds Gardening Services for a three (3) year period, with an option to extend for two (2) single year extensions, as per the attached schedule of rates.
2. The contract rates for Tender number 2014-01 be adjusted annually using the Consumer Price Index for Perth at the anniversary of the contract.
3. Council authorise the CEO to enter into a contract, on behalf of the EMRC, with Spuds Gardening Services in accordance with the tender submitted, as prescribed under the schedule of rates subject to any minor variations that may be agreed between the CEO and Spuds Gardening Services.

CARRIED UNANIMOUSLY

COUNCIL RESOLUTION(S)


MOVED CR PULE

SECONDED CR POWELL

THAT:

1. COUNCIL AWARD TENDER 2014-01 FOR THE PROVISION OF GARDENING AND REHABILITATION SERVICES TO SPUDS GARDENING SERVICES FOR A THREE (3) YEAR PERIOD, WITH AN OPTION TO EXTEND FOR TWO (2) SINGLE YEAR EXTENSIONS, AS PER THE ATTACHED SCHEDULE OF RATES.
2. THE CONTRACT RATES FOR TENDER 2014-01 BE ADJUSTED ANNUALLY USING THE CONSUMER PRICE INDEX FOR PERTH AT THE ANNIVERSARY OF THE CONTRACT.
3. COUNCIL AUTHORISE THE CEO TO ENTER INTO A CONTRACT, ON BEHALF OF THE EMRC, WITH SPUDS GARDENING SERVICES IN ACCORDANCE WITH THE TENDER SUBMITTED, AND THE ATTACHED SCHEDULE OF RATES, SUBJECT TO ANY MINOR VARIATIONS THAT MAY BE AGREED BETWEEN THE CEO AND SPUDS GARDENING SERVICES.

CARRIED UNANIMOUSLY

 RFT2014/001 Gardening and Rehabilitation Services Price Schedule					
Item	Description (refer to Scope of Work for pricing method)	Hourly Labour Rate (excl GST)	GST Component	Rate (incl GST)	
	<i>Eg: gardening services</i>	\$ 95	\$ 10	\$ 105	
2.3.4	Maintenance of surrounding gardens and landscapes for the Red Hill Waste Management Facility and Hazelmere Timber Recycling Centre	\$ 50.00	\$ 5.00	\$ 55.00	
2.3.4 a	Installation and maintenance of reticulation systems	\$ 60.00	\$ 6.00	\$ 66.00	
2.3.4 b	General garden maintenance: (ie: weeding, whipper snipping, fertilising, pruning, hedge trimming, planting) Additional Works:	\$ 90.00	\$ 9.00	\$ 99.00	
2.3.4 c	(ie: fire break maintenance, removal of debris from building gutters, lawn mowing)	\$ 90.00	\$ 9.00	\$ 99.00	
2.3.5	Assistance with the annual rehabilitation program at the Red Hill Waste Management Facility	\$ 60.00	\$ 6.00	\$ 66.00	
2.3.5d	Weed removal and control	\$ 90.00	\$ 9.00	\$ 99.00	
2.3.5e	Application of fertilisers and soil improvers	\$ 60.00	\$ 6.00	\$ 66.00	
2.3.5f	Seed preparation / Infill seeding / tubestock planting	\$ 60.00	\$ 6.00	\$ 66.00	
2.3.6	Maintenance of established revegetation at the red hill waste management facility	\$ 60.00	\$ 6.00	\$ 66.00	
2.3.6g	Removal of deep rooted plant species which may compromise the landfill cap	\$ 90.00	\$ 9.00	\$ 99.00	
2.3.7	Weed control at the red hill waste management facility and hazelmere timber recycling centre	\$ 90.00	\$ 9.00	\$ 99.00	
2.3.7h	Assistance in biannual weed inspections	\$ 55.00	\$ 5.50	\$ 60.50	
	Additional				
i	Ad hoc gardening/rehabilitation services	\$ 55.00	\$ 5.50	\$ 60.50	
				TOTAL	\$ 940.50



11.2 DRAFT WASTE MANAGEMENT FEES AND CHARGES SCHEDULE FOR 2014/2015

REFERENCE: D2014/02058 (TAC) – D2014/05714

PURPOSE OF REPORT

The purpose of this report is to provide a Draft Schedule of Fees and Charges for consideration by Council so that preliminary work on the Draft 2014/2015 Budget can be undertaken.

KEY ISSUES AND RECOMMENDATION(S)

It is proposed to amend Waste related fees and charges for 2014/2015 as follows:

- The member Council base waste disposal fee be increased to \$52.55/tonne (ex. GST), an increase of \$3.00 (6.05%) on the 2013/2014 base rate. The increase is required to cover increases in cell construction costs and anticipated increases in labour and fuel costs.
- The member Council contribution to the Secondary Waste Reserve be increased by \$2.00/tonne to \$30.00/tonne (ex. GST).
- The current Waste Education Levy of \$3.00/tonne be increased to \$3.50/tonne for member Councils.
- The Carbon Price allocation remains unchanged because at this stage the applicable legislation has not been repealed.
- No increase in the State Government's Landfill Levy of \$28.00/tonne has been announced although there is an expectation that the rate will rise in the near future.
- The total member Council general waste disposal fee be \$120.95 (ex. GST), an increase of \$5.50/tonne over the 2013/2014 general waste disposal fee.
- The member Council fee for tip passes be increased in line with the increase to the member Council disposal fee.
- The fee for the disposal of commercial waste be \$123.64/tonne (ex. GST) an increase of \$5.46/tonne or 4.62% and that the transfer station charges for general waste disposal be set to recover the full cost of disposal.
- Increase the disposal fee for member Council greenwaste from \$40.91/tonne (ex. GST) to \$49.09/tonne (ex. GST) and that for commercial uncontaminated greenwaste from \$54.55/tonne (ex. GST) to \$63.64/tonne (ex. GST). The carbon price of \$6.90/tonne is the major component of this increase.
- The 'volume' discounts applied to commercial waste and contaminated soil in excess of 15,000 tonnes and 25,000 tonnes per customer per financial year remain unchanged.
- Increase the disposal fee for mattresses at Hazelmere to \$11.82 (ex. GST) for member Council residents, \$11.82 (ex. GST) for charitable organisations and \$20.00 (ex. GST) for commercial customers.
- Prices of raw materials ex Red Hill and manufactured products have been revised as per the attached schedule of fees and charges.

Recommendation(s)

That the Draft Schedule of Fees and Charges, forming the attachment to this report, be used in developing the 2014/2015 Draft Budget.



Item 11.2 continued

SOURCE OF REPORT

Director Waste Services

BACKGROUND

Each year a Draft Schedule of Fees and Charges is prepared and, after consideration by Council, used in the development of the Draft Budget for the forthcoming year.

At the meeting held 2 June 1999 (Ref: DMDOC/104171) Council resolved that funds, for the proposed secondary waste processing facility, should be set aside and that a contribution of \$2.00/tonne, on each tonne of member Council waste, be put into a reserve fund and that each subsequent year the contribution be increased by \$2.00/tonne.

At the meeting held 2 December 2004 (Ref: DMDOC/27617) Council resolved to adopt 'volume' discounts for commercial entities delivering large quantities of waste so as to provide incentives for large volumes of waste to be delivered and thus generate surpluses.

REPORT

The annualised consumer price index (CPI) to December 2013 was 2.9% and inflation is expected to be in the range of between 2.7% and 3.5% nationally over the next 12 months. An inflation figure of 3.5% has been taken into account when setting the fees and charges to cover expected cost increases in wages and salaries and fuel.

It is proposed the member Council base waste disposal fee be increased to \$52.55/tonne (ex. GST) an increase of \$3.00 on the 2013/2014 base rate or an increase of 6.05%. This increase is required to cover higher cell construction costs and anticipated increases in labour and fuel costs.

It is also proposed that the member Council contribution to the Secondary Waste Reserve be increased by \$2.00/tonne to \$30.00/tonne (ex. GST) to continue to build the reserve for the proposed Resource Recovery Facility at Red Hill in line with Council's previous resolution.

The current Waste Education Levy of \$3.00/tonne is proposed to be increased to \$3.50/tonne for member Councils.

It is proposed that the fee for the disposal of commercial waste be \$123.64/tonne (ex. GST) an increase of \$5.46/tonne or 4.62% which is expected to remain competitive with other sites in the metropolitan area.

It is proposed to leave the Carbon Price allocation unchanged because of the uncertainty related to repeal of the legislation. The Carbon Price (\$6.90/tonne) has been added to the greenwaste fee as a result of clarification of the current legislation.

No increase in the State Government's Landfill Levy of \$28.00/tonne has been announced and the Waste Authority has no indication that there will be an increase. Treasury could still impose an increase as occurred last time in January 2010 and there is an expectation that the rate will rise in the near future.

The asbestos disposal fees have been increased by between 2.4% and 4.0% to cover the cost of labour increases and the increase in airspace costs.

Other disposal fees have been set and the prices for Sale of Products have been set to cover costs and provide for future investment in the operations.

It is proposed that the member Council consulting fees for contaminated sites work and advice on waste management be increased by between 2.7% and 3.6%.



Item 11.2 continued

STRATEGIC/POLICY IMPLICATIONS

Key Result Area 1 – Environmental Sustainability

- 1.1 To provide sustainable waste disposal operations
- 1.2 To improve regional waste management
- 1.3 To provide resource recovery and recycling solutions in partnership with member Councils
- 1.4 To investigate leading edge waste management practices

Key Result Area 4 – Good Governance

- 4.4 To continue to improve financial and asset management practices

FINANCIAL IMPLICATIONS

Fees and Charges are set to ensure the costs of providing waste management services are recouped whilst minimising costs to member Councils.

SUSTAINABILITY IMPLICATIONS

Fees and Charges are set to ensure services offered are sustainable in the long term.

MEMBER COUNCIL IMPLICATIONS

Member Council	Implication Details
Town of Bassendean	} As outlined in the report and attachment.
City of Bayswater	
City of Belmont	
Shire of Kalamunda	
Shire of Mundaring	
City of Swan	

ATTACHMENT(S)

1. Waste Services Proposed Schedule of Fees and Charges for 2014/2015 (Ref: D2014/02487)
2. Waste Services Proposed Schedule of Fees and Charges for 2014/2015 Effective 1 January 2015 (Ref: D2014/05605)
3. Letter from Department of Environment Regulation on Landfill Levy (Ref: D2014/05533)

VOTING REQUIREMENT

Simple Majority

RECOMMENDATION(S)

That the Draft Schedule of Fees and Charges, forming the attachment to this report, be used in developing the 2014/2015 Draft Budget.



Item 11.2 continued

Discussion ensued

The Director Waste Services advised subsequent to this report, it was announced in the State Budget on 8 May 2014 that the landfill levy would be increased from \$28.00/tonne to \$55.00/tonne from 1 January 2015. Consequently the draft schedule of fees and charges tabled within this report will be valid until 31 December 2014. A new schedule will be developed to take into account the increase in landfill levy and will be effective from 1 January 2015.

Mr Coten moved an alternative recommendation subject to an amended wording of the recommendation noting that the fees and charges will change due to the increased landfill levy from 1 January 2015.

Post Meeting

A new schedule of draft fees and charges (Attachment 2) detailing the revised fees and charges effective from 1 January 2015 was developed.

A letter from the Department of Environment Regulation received subsequent to the Technical Advisory Committee meeting is attached (Attachment 3) setting out the proposed levy increase for the next 5 years.

TAC RECOMMENDATION(S)

The following alternative recommendation was tabled at the meeting.

MOVED MR COTEN

SECONDED MR ASSAAD

That the Draft Schedule of Fees and Charges, forming the attachments 1 and 2 to this report be used in developing the 2014/2015 Draft Budget.

CARRIED UNANIMOUSLY

In response to a question by Cr Pule on whether the EMRC would advocate that any penalties imposed for illegal dumping is payable to the affected local government and not state government, the CEO advised that he would raise this matter when he next meets with the Minister for the Environment.

The Chairman suggested that Councillors' might like to take this topic back to their respective Councils for further discussion.

A letter from the Department of Environment Regulation (Attachment 3) setting out the landfill levy increase for the next 5 years was discussed at length.

A substantive motion was put forward by Cr Zannino.

That:

1. The Draft Schedule of Fees and Charges, forming attachments 1 and 2 to this report be used in developing the 2014/2015 Draft Budget.
2. A letter be forwarded to the Minister for the Environment expressing concern at the level and timing of the increase in the Landfill Levy and seeking clarification of the amount to be hypothecated to the waste industry and any extension beyond the Perth metropolitan area.



Item 11.2 continued

COUNCIL RESOLUTION(S)

MOVED CR ZANNINO

SECONDED CR CORNISH

THAT:

1. THE DRAFT SCHEDULE OF FEES AND CHARGES, FORMING ATTACHMENTS 1 AND 2 TO THIS REPORT BE USED IN DEVELOPING THE 2014/2015 DRAFT BUDGET.
2. A LETTER BE FORWARDED TO THE MINISTER FOR THE ENVIRONMENT EXPRESSING CONCERN AT THE LEVEL AND TIMING OF THE INCREASE IN THE LANDFILL LEVY AND SEEKING CLARIFICATION OF THE AMOUNT TO BE HYPOTHECATED TO THE WASTE INDUSTRY AND ANY EXTENSION BEYOND THE PERTH METROPOLITAN AREA.

CARRIED UNANIMOUSLY

EASTERN METROPOLITAN REGIONAL COUNCIL

2014/2015 - PROPOSED WASTE MANAGEMENT SCHEDULE OF FEES AND CHARGES (JULY 2014 - DECEMBER 2014)

Description	Unit	2013/2014 Charges with no GST \$	Value of GST \$	2013/2014 Charges inc GST \$	2014/2015 Charges with no GST \$	Value of GST \$	2014/2015 Charges inc GST \$	% Inc Exc. GST
Waste Management Charges								
Disposal Rates								
Member Councils								
Base Tipping Fee	1 tonne	49.55			52.55			6.05%
CWES Levy		3.00			3.50			16.67%
Secondary Waste Reserve		28.00			30.00			7.14%
Landfill Levy		28.00			28.00			0.00%
Carbon Price		6.90			6.90			
Total Member Council disposal rate		115.45	11.55	127.00	120.95	12.10	133.05	4.76%
Councils - Other								
Non-Member Local Government - Commercial	1 tonne	115.45	11.55	127.00	120.95	12.10	133.05	4.76%
Domestic Refuse Tip Pass (Gidgannup @ 3bags/wk)	n/a	4.09	0.41	4.50	4.32	0.43	4.75	5.62%
Council Refuse Tip Passes - Trailers (up to 500kg)	n/a	39.09	3.91	43.00	40.00	4.00	44.00	2.33%
General Waste								
Cars / Station Wagons	n/a	23.64	2.36	26.00	24.55	2.45	27.00	3.85%
Trailers (6 x 4)	n/a	41.82	4.18	46.00	43.64	4.36	48.00	4.35%
Trailers (6 x 4) High Sides	n/a	51.82	5.18	57.00	54.55	5.45	60.00	5.27%
Tandem/ Horse Floats (< 1 tonne)	n/a	76.36	7.64	84.00	80.00	8.00	88.00	4.77%
Vans / Utes	n/a	40.00	4.00	44.00	41.82	4.18	46.00	4.55%
Commercial (General)	1 tonne	118.18	11.82	130.00	123.64	12.36	136.00	4.62%
Minimum Commercial Charges	0.50 tonnes	59.09	5.91	65.00	61.82	6.18	68.00	4.62%
Greenwaste								
Greenwaste - Member Councils (uncontaminated - Red Hill & Hazelmere)	1 tonne	40.91	4.09	45.00	49.09	4.91	54.00	20.00%
Greenwaste - MGB (Member Councils)	1 tonne	90.55	9.05	99.60	102.95	10.30	113.25	13.69%
Greenwaste - Commercial (uncontaminated - Red Hill)	1 tonne	54.55	5.45	60.00	63.64	6.36	70.00	16.66%
Greenwaste - uncontaminated (to Hazelmere)	1 tonne	65.91	6.59	72.50	72.73	7.27	80.00	10.35%
(Cumulative Commercial & Contaminated Soils tonnages disposed in excess of 15,000 tonnes and 25,000 tonnes over financial year are subject to a reduction of \$5.00/tonne and \$10.00/tonne respectively.)								
Note:								
In the event that the weighbridges at Red Hill Waste Management Facility are not operational, vehicles will be charged according to their carrying capacity (in tonnes) multiplied by the appropriate rate from the schedule of fees and charges according to the type of waste being disposed.								

**EASTERN METROPOLITAN REGIONAL COUNCIL
2014/2015 - PROPOSED WASTE MANAGEMENT SCHEDULE OF FEES AND CHARGES (JULY 2014 - DECEMBER 2014)**

Description	Unit	2013/2014 Charges with no GST \$	Value of GST \$	2013/2014 Charges inc GST \$	2014/2015 Charges with no GST \$	Value of GST \$	2014/2015 Charges inc GST \$	% Inc Exc. GST
Waste Management Charges continued..								
Disposal Rates continued..								
Special Wastes								
Asbestos (Wrapped)	1 tonne	145.45	14.55	160.00	150.00	15.00	165.00	3.13%
Asbestos (Wrapped) - Member Council residents only	1 tonne	75.45	7.55	83.00	77.27	7.73	85.00	2.41%
Asbestos (Wrapped) - Minimum Charge		22.73	2.27	25.00	23.64	2.36	26.00	4.00%
Car Bodies - Commercial	each	22.73	2.27	25.00	22.73	2.27	25.00	0.00%
Car Bodies - Member Council residents only	each	13.64	1.36	15.00	13.64	1.36	15.00	0.00%
Quarantine Waste	1 tonne	143.18	14.32	157.50	145.45	14.55	160.00	1.59%
Burial Fee (for immediate burial requirements)	n/a	143.18	14.32	157.50	145.45	14.55	160.00	1.59%
Handling Fee (for special handling requirements)	n/a	143.18	14.32	157.50	145.45	14.55	160.00	1.59%
Tyre Disposal (off rim) *	each	5.00	0.50	5.50	5.00	0.50	5.50	0.00%
Tyre Disposal (with rim) *	each	6.82	0.68	7.50	6.82	0.68	7.50	0.00%
Tyre Recovery Charges (for tyres at the landfill face)	each	22.73	2.27	25.00	23.64	2.36	26.00	4.00%
Mattress disposal fee (Member Council Residents)	each	6.82	0.68	7.50	11.82	1.18	13.00	73.31%
Mattress disposal fee (Charitable Organisations)	each	10.00	1.00	11.00	11.82	1.18	13.00	18.20%
Mattress disposal fee (Commercial)	each	15.00	1.50	16.50	20.00	2.00	22.00	33.33%
E-Waste (Price applicable after quota has been reached under Inactive agreement)	each	9.10	0.90	10.00	9.10	0.90	10.00	0.00%
Wash Facility Fee	n/a	36.36	3.64	40.00	36.36	3.64	40.00	0.00%
Class III Contaminated Waste	1 tonne	118.18	11.82	130.00	123.64	12.36	136.00	4.62%
Class III Contaminated Soil	1 tonne	105.00	10.50	115.50	114.55	11.45	126.00	9.10%
Class IV Contaminated Waste	1 tonne	170.00	17.00	187.00	175.45	17.55	193.00	3.21%
Class IV Contaminated Soil	1 tonne	143.18	14.32	157.50	147.27	14.73	162.00	2.86%
Class V Waste - Concrete encapsulated drums (L 900mm D 600mm)	each	545.45	54.55	600.00	561.82	56.18	618.00	3.00%
Class V Waste - Concrete encapsulated bulka bags (1.1m x 1.1m x 1.1m)	each	1363.64	136.36	1500.00	1363.64	136.36	1500.00	0.00%
Administration Charge - Class III (for waste acceptance approvals)	consignment	113.64	11.36	125.00	117.27	11.73	129.00	3.19%
Administration Charge - Class IV (for waste acceptance approvals)	consignment	143.18	14.32	157.50	145.45	14.55	160.00	1.59%
Administration Charge - Reprinting of Signed Weighbridge Dockets	per docket		NOT APPLICABLE		20.00	2.00	22.00	N/A
Administration Charge - Reprinting of Unsigned Weighbridge Dockets	per docket		NOT APPLICABLE		4.55	0.45	5.00	N/A

(Cumulative Commercial & Contaminated Soils tonnages disposed in excess of 15,000 tonnes and 25,000 tonnes over financial year are subject to a reduction of \$5.00/tonne and \$10.00/tonne respectively.)

* Only car and 4 wheel drive vehicle tyres accepted. Member Council residents only maximum 4 per person.

**EASTERN METROPOLITAN REGIONAL COUNCIL
2014/2015 - PROPOSED WASTE MANAGEMENT SCHEDULE OF FEES AND CHARGES (JULY 2014 - DECEMBER 2014)**

Description	Unit	2013/2014 Charges with no GST \$	Value of GST \$	2013/2014 Charges inc GST \$	2014/2015 Charges with no GST \$	Value of GST \$	2014/2015 Charges inc GST \$	% Inc Exc. GST
Waste Management Charges continued ..								
Hazelmere								
Wood Waste (per cubic metre)								
- Grade 1	1 m ³	7.27	0.73	8.00	8.00	0.80	8.80	10.04%
- Grade 2	1 m ³	8.18	0.82	9.00	9.00	0.90	9.90	10.02%
- Contaminated	1 m ³	22.73	2.27	25.00	25.00	2.50	27.50	9.99%
Wood Waste (per tonne)								
- Grade 1	1 tonne	72.73	7.27	80.00	80.00	8.00	88.00	10.00%
- Grade 2	1 tonne	81.82	8.18	90.00	90.00	9.00	99.00	10.00%
- Contaminated	1 tonne	227.27	22.73	250.00	250.00	25.00	275.00	10.00%
Sale of Materials (all ex stockpile, minimum 10 tonnes)								
Mixed clay/fill (purchaser to load)	1 tonne	0.50	0.05	0.55	4.55	0.45	5.00	810.00%
Mixed clay/fill (loaded)	1 tonne	2.00	0.20	2.20	7.27	0.73	8.00	263.50%
Ferricrete/Laterite Filter Rock	1 tonne	10.00	1.00	11.00	10.00	1.00	11.00	0.00%
Ferricrete (20 - 40 mm)	1 tonne	10.00	1.00	11.00	10.00	1.00	11.00	0.00%
Ferricrete (40 - 80 mm)	1 tonne	10.00	1.00	11.00	10.00	1.00	11.00	0.00%
Ferricrete (Member Councils)	1 tonne	8.00	0.80	8.80	8.36	0.84	9.20	4.50%
Manufactured Products (per cubic metre)								
Fine Mulch	1 m ³	18.18	1.82	20.00	20.00	2.00	22.00	10.01%
Mixed Mulch	1 m ³	18.18	1.82	20.00	18.18	1.82	20.00	0.00%
Coarse Mulch	1 m ³	20.00	2.00	22.00	20.91	2.09	23.00	4.55%
Soil Improver	1 m ³	22.73	2.27	25.00	20.00	2.00	22.00	-12.01%
Coloured Chip	1 m ³	40.00	4.00	44.00	50.00	5.00	55.00	25.00%
Grade 1 Wood Chip - Hazelmere	1 m ³	5.50	0.55	6.05	7.73	0.77	8.50	N/A
Grade 2 Wood Chip - Hazelmere	1 m ³				5.91	0.59	6.50	-74.00%
Wood Chip (fines) - Hazelmere	1 m ³	10.91	1.09	12.00	11.82	1.18	13.00	8.34%
Manufactured Products (per tonne)								
Fine Mulch	1 tonne	30.00	3.00	33.00	33.18	3.32	36.50	10.60%
Mixed Mulch	1 tonne	30.00	3.00	33.00	31.82	3.18	35.00	6.07%
Coarse Mulch	1 tonne	30.00	3.00	33.00	33.18	3.32	36.50	10.60%
Mulch (Member Council)	1 tonne	20.00	2.00	22.00	20.91	2.09	23.00	4.55%
Soil Improver	1 tonne	27.27	2.73	30.00	21.82	2.18	24.00	-19.99%
Soil Improver (Member Councils)	1 tonne	18.18	1.82	20.00	19.09	1.91	21.00	5.01%
Coloured Chip	1 tonne	55.00	5.50	60.50	250.00	25.00	275.00	354.55%
Grade 1 Wood Chip - Hazelmere	1 tonne	54.55	5.45	60.00	38.19	3.81	42.00	-29.99%
Grade 2 Wood Chip - Hazelmere	1 tonne	27.27	2.73	30.00	27.27	2.73	30.00	0.00%
Wood Chip (fines) - Hazelmere	1 tonne	40.91	4.09	45.00	53.64	5.36	59.00	31.12%
Shredded, Unprocessed Greenwaste	1 tonne	5.00	0.50	5.50	10.00	1.00	11.00	100.00%
Trailer Loaded Products (per scoop)								
Soil Improver	1 scoop	13.64	1.36	15.00	13.64	1.36	15.00	0.00%
Mixed Mulch	1 scoop	13.64	1.36	15.00	13.64	1.36	15.00	0.00%
Ferricrete	1 scoop	9.09	0.91	10.00	9.09	0.91	10.00	0.00%
(Material purchases in excess of 200 tonnes and 1,000 over financial year are subject to a reduction of 15% and 20% respectively.)								

**EASTERN METROPOLITAN REGIONAL COUNCIL
2014/2015 - PROPOSED WASTE MANAGEMENT SCHEDULE OF FEES AND CHARGES (JULY 2014 - DECEMBER 2014)**

Description	Unit	2013/2014 Charges with no GST \$	Value of GST \$	2013/2014 Charges inc GST \$	2014/2015 Charges with no GST \$	Value of GST \$	2014/2015 Charges inc GST \$	% Inc Exc. GST
Waste Management Charges continued..								
Waste Services Environmental Consulting Fees								
Miscellaneous Plant Hire (per hour)								
Wet Hire of Water Tanker	1 hour	136.36	13.64	150.00	136.36	13.64	150.00	0.00%
Wet Hire of Loader (Volvo L120 or equivalent)	1 hour	136.36	13.64	150.00	136.36	13.64	150.00	0.00%
Wet Hire of Tip Truck (11 m3)	1 hour	100.00	10.00	110.00	113.64	11.36	125.00	13.64%
Wet Hire of 17m ³ Articulated Dump Truck	1 hour	130.00	13.00	143.00	204.55	20.45	225.00	57.35%
Labour Hire	1 hour	50.00	5.00	55.00	50.00	5.00	55.00	0.00%
Member Councils Consulting Fees								
Consultant Director	1 hour	107.00	10.70	117.70	110.70	11.07	121.77	3.46%
Consultant Manager	1 hour	96.00	9.60	105.60	99.00	9.90	108.90	3.13%
Senior Consultant	1 hour	82.00	8.20	90.20	85.00	8.50	93.50	3.66%
Consultant	1 hour	74.00	7.40	81.40	76.00	7.60	83.60	2.70%
Project Officer	1 hour	56.00	5.60	61.60	58.00	5.80	63.80	3.57%
Commercial Consulting Fees								
Consultant Director	1 hour	187.50	18.75	206.25	191.00	19.10	210.10	1.87%
Consultant Manager	1 hour	165.00	16.50	181.50	168.00	16.80	184.80	1.82%
Senior Consultant	1 hour	150.00	15.00	165.00	153.00	15.30	168.30	2.00%
Consultant	1 hour	125.00	12.50	137.50	128.00	12.80	140.80	2.40%
Project Officer	1 hour	100.00	10.00	110.00	102.00	10.20	112.20	2.00%

EASTERN METROPOLITAN REGIONAL COUNCIL

2014/2015 - PROPOSED WASTE MANAGEMENT SCHEDULE OF FEES AND CHARGES (JANUARY 2015 - JUNE 2015)

July 2014 - December 2014 | January 2015 - June 2015

Description	Unit	2014/2015 Charges with no GST \$	Value of GST \$	2014/2015 Charges inc GST \$	2014/2015 Charges with no GST \$	Value of GST \$	2014/2015 Charges inc GST \$	% Inc GST
Waste Management Charges								
Disposal Rates								
Member Councils	1 tonne	52.55			52.55			0.00%
Base Tipping Fee		3.50			3.50			0.00%
CWES Levy		30.00			30.00			0.00%
Secondary Waste Reserve		28.00			55.00			96.43%
Landfill Levy		6.90			6.90			
Carbon Price								
Total Member Council disposal rate		120.95	12.10	133.05	147.95	14.80	162.75	22.32%
Councils - Other								
Non-Member Local Government - Commercial	1 tonne	120.95	12.10	133.05	147.95	14.80	162.75	22.32%
Domestic Refuse Tip Pass (Giddegannup @ 3bags/wk)	n/a	4.32	0.43	4.75	5.27	0.53	5.80	22.04%
Council Refuse Tip Passes - Trailers (up to 500kg)	n/a	40.00	4.00	44.00	49.09	4.91	54.00	22.73%
General Waste								
Cars / Station Wagons	n/a	24.55	2.45	27.00	30.01	2.99	33.00	22.25%
Trailers (6 x 4)	n/a	43.64	4.36	48.00	52.73	5.27	58.00	20.83%
Trailers (6 x 4) High Sides	n/a	54.55	5.45	60.00	66.37	6.63	73.00	21.67%
Tandem/Horse Floats (< 1 tonne)	n/a	80.00	8.00	88.00	98.18	9.82	108.00	22.73%
Vans / Utes	n/a	41.82	4.18	46.00	50.91	5.09	56.00	21.73%
Commercial (General)	1 tonne	123.64	12.36	136.00	150.91	15.09	166.00	22.06%
Minimum Commercial Charges	0.50 tonnes	61.82	6.18	68.00	75.46	7.55	83.00	22.06%
Greenwaste								
Greenwaste - Member Councils (uncontaminated - Red Hill & Hazelmere)	1 tonne	49.09	4.91	54.00	49.09	4.91	54.00	0.00%
Greenwaste - MGB (Member Councils)	1 tonne	102.95	10.30	113.25	102.95	10.30	113.25	0.00%
Greenwaste - Commercial (uncontaminated - Red Hill)	1 tonne	63.64	6.36	70.00	63.64	6.36	70.00	0.00%
Greenwaste - uncontaminated (to Hazelmere)	1 tonne	72.73	7.27	80.00	72.73	7.27	80.00	0.00%
(Minimum charge for greenwaste 0.5 tonne)								
(Cumulative Commercial & Contaminated Soils tonnages disposed in excess of 15,000 tonnes and 25,000 tonnes over financial year are subject to a reduction of \$5.00/tonne and \$10.00/tonne respectively.)								
2014/2015 Fees and Charges from 1 January 2015 reflects the increase in the State Landfill Levy from \$28 to \$55 per tonne.								
Note:								
In the event that the weighbridges at Red Hill Waste Management Facility are not operational, vehicles will be charged according to their carrying capacity (in tonnes) multiplied by the appropriate rate from the schedule of fees and charges according to the type of waste being disposed.								

EASTERN METROPOLITAN REGIONAL COUNCIL

2014/2015 - PROPOSED WASTE MANAGEMENT SCHEDULE OF FEES AND CHARGES (JANUARY 2015 - JUNE 2015)

Description	Unit	July 2014 - December 2014		January 2015 - June 2015		% Inc Exc. GST
		2014/2015 Charges with no GST	2014/2015 Charges inc GST	2014/2015 Charges with no GST	2014/2015 Charges inc GST	
Waste Management Charges continued ..						
Disposal Rates continued..						
Special Wastes						
Asbestos (Wrapped)	1 tonne	150.00	165.00	150.00	15.00	0.00%
Asbestos (Wrapped) - Member Council residents only	1 tonne	77.27	85.00	77.27	7.73	0.00%
Asbestos (Wrapped) - Minimum Charge		23.64	26.00	23.64	2.36	0.00%
Car Bodies - Commercial	each	22.73	25.00	22.73	2.27	0.00%
Car Bodies - Member Council residents only	each	13.64	15.00	13.64	1.36	0.00%
Quarantine Waste	1 tonne	145.45	160.00	172.73	17.27	18.76%
Burial Fee (for immediate burial requirements)	n/a	145.45	160.00	145.45	14.55	0.00%
Handling Fee (for special handling requirements)	n/a	145.45	160.00	145.45	14.55	0.00%
Tyre Disposal (off rim) *	each	5.00	5.50	5.00	0.50	0.00%
Tyre Disposal (with rim) *	each	6.82	7.50	6.82	0.68	0.00%
Tyre Recovery Charges (for tyres at the landfill face)	each	23.64	26.00	23.64	2.36	0.00%
Mattress disposal fee (Member Council Residents)	each	11.82	13.00	11.82	1.18	0.00%
Mattress disposal fee (Charitable Organisations)	each	11.82	13.00	11.82	1.18	0.00%
Mattress disposal fee (Commercial)	each	20.00	22.00	20.00	2.00	0.00%
E-Waste (Price applicable after quota has been reached under Inflow agreement)	each	9.10	10.00	9.10	0.90	0.00%
Wash Facility Fee	n/a	36.36	40.00	36.36	3.64	0.00%
Class III Contaminated Waste	1 tonne	123.64	136.00	150.91	15.09	22.06%
Class III Contaminated Soil	1 tonne	114.55	126.00	141.55	14.15	23.57%
Class IV Contaminated Waste	1 tonne	175.45	193.00	202.45	20.25	15.39%
Class IV Contaminated Soil	1 tonne	147.27	162.00	174.27	17.43	18.33%
Class V Waste - Concrete encapsulated drums (L 900mm D 600mm)	each	561.82	618.00	588.82	58.88	4.81%
Class V Waste - Concrete encapsulated bulka bags (1.1m x 1.1m x 1.1m)	each	1363.64	1500.00	1390.64	139.06	1.98%
Administration Charge - Class III (for waste acceptance approvals)	consignment	117.27	129.00	117.27	11.73	0.00%
Administration Charge - Class IV (for waste acceptance approvals)	consignment	145.45	160.00	145.45	14.55	0.00%
Administration Charge - Reprinting of Signed Weighbridge Dockets	per docket	20.00	22.00	20.00	2.00	0.00%
Administration Charge - Reprinting of Unsigned Weighbridge Dockets	per docket	4.55	5.00	4.55	0.45	0.00%

(Cumulative Commercial & Contaminated Soils tonnages disposed in excess of 15,000 tonnes and 25,000 tonnes over financial year are subject to a reduction of \$5.00/tonne and \$10.00/tonne respectively.)

* Only car and 4 wheel drive vehicle tyres accepted. Member Council residents only maximum 4 per person.

**EASTERN METROPOLITAN REGIONAL COUNCIL
2014/2015 - PROPOSED WASTE MANAGEMENT SCHEDULE OF FEES AND CHARGES (JANUARY 2015 - JUNE 2015)**

Description	Unit	July 2014 - December 2014		January 2015 - June 2015		% Inc Exc. GST
		2014/2015 Charges with no GST	Value of GST	2014/2015 Charges with no GST	Value of GST	
Waste Management Charges continued..						
Hazelmere						
Wood Waste (per cubic metre)						
- Grade 1	1 m ³	8.00	0.80	8.00	0.80	0.00%
- Grade 2	1 m ³	9.00	0.90	9.00	0.90	0.00%
- Contaminated	1 m ³	25.00	2.50	25.00	2.50	0.00%
Wood Waste (per tonne)						
- Grade 1	1 tonne	80.00	8.00	80.00	8.00	0.00%
- Grade 2	1 tonne	90.00	9.00	90.00	9.00	0.00%
- Contaminated	1 tonne	250.00	25.00	250.00	25.00	0.00%
Sale of Materials (all ex stockpile, minimum 10 tonnes)						
Mixed clay/fill (purchaser to load)	1 tonne	4.55	0.45	4.55	0.45	0.00%
Mixed clay/fill (loaded)	1 tonne	7.27	0.73	7.27	0.73	0.00%
Ferricrete/Laterite Filter Rock	1 tonne	10.00	1.00	10.00	1.00	0.00%
Ferricrete (20 - 40 mm)	1 tonne	10.00	1.00	10.00	1.00	0.00%
Ferricrete (40 - 80 mm)	1 tonne	10.00	1.00	10.00	1.00	0.00%
Ferricrete (Member Councils)	1 tonne	8.36	0.84	8.36	0.84	0.00%
Manufactured Products (per cubic metre)						
Fine Mulch	1 m ³	20.00	2.00	20.00	2.00	0.00%
Mixed Mulch	1 m ³	18.18	1.82	18.18	1.82	0.00%
Coarse Mulch	1 m ³	20.91	2.09	20.91	2.09	0.00%
Soil Improver	1 m ³	20.00	2.00	20.00	2.00	0.00%
Coloured Chip	1 m ³	50.00	5.00	50.00	5.00	0.00%
Grade 1 Wood Chip - Hazelmere	1 m ³	7.73	0.77	7.73	0.77	0.00%
Grade 2 Wood Chip - Hazelmere	1 m ³	5.91	0.59	5.91	0.59	0.00%
Wood Chip (fines) - Hazelmere	1 m ³	11.82	1.18	11.82	1.18	0.00%
Manufactured Products (per tonne)						
Fine Mulch	1 tonne	33.18	3.32	33.18	3.32	0.00%
Mixed Mulch	1 tonne	31.82	3.18	31.82	3.18	0.00%
Coarse Mulch	1 tonne	33.18	3.32	33.18	3.32	0.00%
Mulch (Member Council)	1 tonne	20.91	2.09	20.91	2.09	0.00%
Soil Improver	1 tonne	21.82	2.18	21.82	2.18	0.00%
Soil Improver (Member Councils)	1 tonne	19.09	1.91	19.09	1.91	0.00%
Coloured Chip	1 tonne	250.00	25.00	250.00	25.00	0.00%
Grade 1 Wood Chip - Hazelmere	1 tonne	38.19	3.81	38.19	3.81	0.00%
Grade 2 Wood Chip - Hazelmere	1 tonne	27.27	2.73	27.27	2.73	0.00%
Wood Chip (fines) - Hazelmere	1 tonne	53.64	5.36	53.64	5.36	0.00%
Shredded, Unprocessed Greenwaste	1 tonne	10.00	1.00	10.00	1.00	0.00%
Trailer Loaded Products (per scoop)						
Soil Improver	1 scoop	13.64	1.36	13.64	1.36	0.00%
Mixed Mulch	1 scoop	13.64	1.36	13.64	1.36	0.00%
Ferricrete	1 scoop	9.09	0.91	9.09	0.91	0.00%
(Material purchases in excess of 200 tonnes and 1,000 over financial year are subject to a reduction of 15% and 20% respectively.)						

EASTERN METROPOLITAN REGIONAL COUNCIL
2014/2015 - PROPOSED WASTE MANAGEMENT SCHEDULE OF FEES AND CHARGES (JANUARY 2015 - JUNE 2015)

Description	Unit	July 2014 - December 2014		January 2015 - June 2015		% Inc Exc. GST
		2014/2015 Charges with no GST	Value of GST	2014/2015 Charges with no GST	Value of GST	
Waste Management Charges continued...						
Waste Services Environmental Consulting Fees						
Miscellaneous Plant Hire (per hour)	1 hour	136.36	13.64	136.36	13.64	0.00%
Wet Hire of Water Tanker	1 hour	136.36	13.64	136.36	13.64	0.00%
Wet Hire of Loader (Volvo L120 or equivalent)	1 hour	113.64	11.36	113.64	11.36	0.00%
Wet Hire of Tip Truck (11 m ³)	1 hour	204.55	20.45	204.55	20.45	0.00%
Wet Hire of 17m ³ Articulated Dump Truck	1 hour	50.00	5.00	50.00	5.00	0.00%
Labour Hire	1 hour	110.70	11.07	110.70	11.07	0.00%
Consultant Director	1 hour	99.00	9.90	99.00	9.90	0.00%
Senior Consultant	1 hour	85.00	8.50	85.00	8.50	0.00%
Consultant	1 hour	76.00	7.60	76.00	7.60	0.00%
Project Officer	1 hour	58.00	5.80	58.00	5.80	0.00%
Commercial Consulting Fees						
Consultant Director	1 hour	191.00	19.10	191.00	19.10	0.00%
Consultant Manager	1 hour	168.00	16.80	168.00	16.80	0.00%
Senior Consultant	1 hour	153.00	15.30	153.00	15.30	0.00%
Consultant	1 hour	128.00	12.80	128.00	12.80	0.00%
Project Officer	1 hour	102.00	10.20	102.00	10.20	0.00%



Your ref:
Our ref: CEO544/14
Enquiries: Sarah McEvoy
Phone: (08) 6467 5543
Fax: (08) 6467 5562
Email: sarah.mcevoy@der.wa.gov.au

RECEIVED

12 MAY 2014

Mr Peter Schneider
Chief Executive Officer
Eastern Metropolitan Regional Council
PO Box 234
BELMONT WA 6984

Dear Mr Schneider

The State Government has announced the following schedule of landfill levy rates to take effect from 1 January 2015. The new levy rates will play an important role in delivering the objectives and landfill diversion targets set out in the Western Australian Waste Strategy.

Period	Putrescible Rate/tonne	Inert Rate/m3	~ Inert rate per tonne*
1 January 2015 to 30 June 2016	\$55	\$60	\$40
1 July 2016 to 30 June 2017	\$60	\$75	\$50
1 July 2017 to 30 June 2018	\$65	\$90	\$60
1 July 2018 to 30 June 2019	\$70	\$105	\$70
1 July 2019 onwards	\$70	\$105	\$70

*One cubic metre of inert waste in-situ within the landfill is treated as equivalent to 1.5 tonnes.

Licensee obligations under the *Waste Avoidance and Resource Recovery Regulations 2008* and *Waste Avoidance and Resource Recovery Levy Regulations 2008* for the management and payment of the landfill levy will remain unchanged following the increases.

The rate per tonne levy listed for inert landfills is provided for comparison purposes only and the existing method of calculating levy liability at inert landfills based on the volume of waste disposed to landfill will remain unchanged.

The new levy rates will impact on financial assurances that non-local government landfill operators must lodge with the Department of Environment Regulation. The financial assurance is a bank guarantee for an amount equivalent to the average amount of landfill levy that is likely to be paid by that landfill in a quarterly return period. Financial assurances are reviewed annually. The next review is due in early 2015, by which time the new landfill levy rates will be in place. Please be advised that the new levy rate will likely result in an increase in the value of the financial assurance you may need to provide at the next financial assurance review.

The Department of Environment Regulation will soon provide updated levy information on its website at www.der.wa.gov.au. Should you have any questions in the meantime, please contact the Executive Director of Strategic Policy and Programs, Ms Sarah McEvoy, on 6467 5543.

Yours sincerely


Jason Banks
ACTING DIRECTOR GENERAL

8 May 2014



11.3 ITEMS CONTAINED IN THE INFORMATION BULLETIN

REFERENCE: D2014/04923 (TAC) – D2014/05615

The following items are included in the Information Bulletin, which accompanies the Agenda.

1. WASTE SERVICES

1.1 COUNCIL TONNAGE COMPARISONS AS AT 31 MARCH 2014 (Ref: D2014/05614)

RECOMMENDATION

That the Technical Advisory Committee notes the items contained in the Information Bulletin.

Discussion ensued

Mr Lutey queried that the tonnages were noticeably down and asked if this was anticipated when setting the 2013/2014 budget. The Director Corporate Services advised that it was not anticipated at the time of the budget setting. Council was briefed of the cessation of tonnages from City of Stirling. An initial budget/forecast review was undertaken during August 2013 and has been reflected in the financial reports since August 2013. Subsequent forecast reviews were undertaken and these are reflected in the half year review tabled with Council at its March 2014 meeting.

TAC RESOLUTION(S)

MOVED MR COTEN

SECONDED MR LUTEY

THAT THE TECHNICAL ADVISORY COMMITTEE NOTES THE ITEMS CONTAINED IN THE INFORMATION BULLETIN.

CARRIED UNANIMOUSLY



12 REPORTS OF DELEGATES

Nil

13 NEW BUSINESS OF AN URGENT NATURE APPROVED BY THE CHAIRMAN OR PRESIDING MEMBER OR BY DECISION OF MEETING

Nil

14 CONFIDENTIAL MATTERS FOR WHICH THE MEETING MAY BE CLOSED TO THE PUBLIC

Nil

15 FUTURE MEETINGS OF THE TECHNICAL ADVISORY COMMITTEE

The next meeting of the Technical Advisory Committee will be held on **Thursday 5 June 2014 (if required)** at the EMRC Administration Office, 1st Floor, Ascot Place, 226 Great Eastern Highway, Belmont WA 6104 commencing at 4.00pm.

Future Meetings 2014

Thursday	5	June (if required)	at	EMRC Administration Office
Thursday	10	July (if required)	at	EMRC Administration Office
Thursday	7	August (if required)	at	EMRC Administration Office
Thursday	4	September (if required)	at	EMRC Administration Office
Thursday	9	October (if required)	at	EMRC Administration Office
Thursday	20	November	at	EMRC Administration Office

16 DECLARATION OF CLOSURE OF MEETING

There being no further business, the Chairman declared the meeting closed at 4:11pm.



16 REPORTS OF DELEGATES

Nil

17 MEMBERS' MOTIONS OF WHICH PREVIOUS NOTICE HAS BEEN GIVEN

Nil

18 NEW BUSINESS OF AN URGENT NATURE APPROVED BY THE CHAIRMAN OR PRESIDING MEMBER OR BY DECISION OF MEETING

Nil

19 CONFIDENTIAL MATTERS FOR WHICH THE MEETING MAY BE CLOSED TO THE PUBLIC

Nil

20 FUTURE MEETINGS OF COUNCIL

The next meeting of Council will be held on **Thursday 19 June 2014** at the EMRC Administration Office, 1st Floor, Ascot Place, 226 Great Eastern Highway, Belmont WA 6104 commencing at 6:00pm.

Future Meetings 2014

Thursday	19 June	at	EMRC Administration Office
Thursday	24 July (if required)	at	EMRC Administration Office
Thursday	21 August	at	EMRC Administration Office
Thursday	18 September	at	EMRC Administration Office
Thursday	23 October (if required)	at	EMRC Administration Office
Thursday	4 December	at	EMRC Administration Office
January 2015 (recess)			

21 DECLARATION OF CLOSURE OF MEETING

There being no further business, the meeting was closed at 7:35pm.