



MINUTES

Ordinary Meeting of Council

18 July 2013

ORDINARY MEETING OF COUNCIL

MINUTES

18 July 2013

(REF: COMMITTEES-15680)

An Ordinary Meeting of Council was held at the EMRC Administration Office, 1st Floor, 226 Great Eastern Highway, BELMONT WA 6104 on **Thursday, 18 July 2013**. The meeting commenced at **6:00pm**.

TABLE OF CONTENTS

1	DECLARATION OF OPENING AND ANNOUNCEMENT OF VISITORS	1
2	ATTENDANCE, APOLOGIES AND LEAVE OF ABSENCE PREVIOUSLY APPROVED	1
3	DISCLOSURE OF INTERESTS	1
4	ANNOUNCEMENT BY THE CHAIRMAN OR PERSON PRESIDING WITHOUT DISCUSSION	1
	4.1 2012/2013 ANNUAL RETURNS	1
	4.2 EPA APPROVAL	2
	4.3 AVON DESCENT	2
	4.4 STANDING ORDERS	2
5	RESPONSE TO PREVIOUS PUBLIC QUESTIONS TAKEN ON NOTICE	2
6	PUBLIC QUESTION TIME	2
7	APPLICATION FOR LEAVE OF ABSENCE	2
	7.1 CR BOB EMERY – LEAVE OF ABSENCE	2
8	PETITIONS, DEPUTATIONS AND PRESENTATIONS	2
9	CONFIRMATION OF MINUTES OF PREVIOUS MEETINGS	2
	9.1 MINUTES OF ORDINARY MEETING OF COUNCIL HELD ON 20 JUNE 2013 (Ref: Committees-15486)	2
10	QUESTIONS BY MEMBERS OF WHICH DUE NOTICE HAS BEEN GIVEN	3
11	QUESTIONS WITHOUT NOTICE	3
12	ANNOUNCEMENT OF CONFIDENTIAL MATTERS FOR WHICH THE MEETING MAY BE CLOSED TO THE PUBLIC	3
13	BUSINESS NOT DEALT WITH FROM A PREVIOUS MEETING	3
14	REPORTS OF OFFICERS	4
	14.1 LIST OF ACCOUNTS PAID DURING THE MONTH OF JUNE 2013 (Ref: Committees-15868)	5
	14.2 FINANCIAL REPORT FOR PERIOD ENDED 31 MAY 2013 (Ref: Committees-15810)	14
	14.3 MEMBERS' AND CHAIRMAN'S ATTENDANCE FEES AND ALLOWANCES (Ref: Committees-15809)	33
	14.4 CLOSURE OF EMRC FACILITIES FOR THE CHRISTMAS/NEW YEAR PERIOD 2013/2014 (Ref: Committees-15833)	40
	14.5 ITEMS CONTAINED IN THE INFORMATION BULLETIN (Ref: Committees-15800)	44
15	REPORTS OF COMMITTEES	51
	15.1 TECHNICAL ADVISORY COMMITTEE MEETING HELD 4 JULY 2013 (REFER TO MINUTES OF COMMITTEE –YELLOW PAGES)	51

TABLE OF CONTENTS *continued*

16	REPORTS OF DELEGATES	80
17	MEMBERS MOTIONS OF WHICH PREVIOUS NOTICE HAS BEEN GIVEN	80
18	NEW BUSINESS OF AN URGENT NATURE APPROVED BY THE CHAIRMAN OR PERSON PRESIDING OR BY DECISION OF MEETING	80
19	CONFIDENTIAL MATTERS FOR WHICH THE MEETING MAY BE CLOSED TO THE PUBLIC	80
20	FUTURE MEETINGS OF COUNCIL	80
21	DECLARATION OF CLOSURE OF MEETING	80



1 DECLARATION OF OPENING AND ANNOUNCEMENT OF VISITORS

The Chairman opened the meeting at 6:00pm.

2 ATTENDANCE, APOLOGIES AND LEAVE OF ABSENCE PREVIOUSLY APPROVED

Councillor Attendance

Cr Alan Pilgrim (Chairman)	EMRC Member	Shire of Mundaring
Cr Janet Powell (Deputy Chairman)	EMRC Member	City of Belmont
Cr Gerry Pule	EMRC Member	Town of Bassendean
Cr John Gangell (Deputising for Cr Carter)	EMRC Deputy Member	Town of Bassendean
Cr Alan Radford	EMRC Member	City of Bayswater
Cr Graham Pittaway OAM	EMRC Member	City of Bayswater
Cr Phil Marks	EMRC Member	City of Belmont
Cr Bob Emery	EMRC Member	Shire of Kalamunda
Cr Frank Lindsey	EMRC Member	Shire of Kalamunda
Cr Tony Cuccaro	EMRC Member	Shire of Mundaring
Cr David Färdig	EMRC Member	City of Swan
Cr Charlie Zannino	EMRC Member	City of Swan

Leave of Absence Previously Approved

Cr Carter, (from 4/07/2013 to 4/09/2013 inclusive)

EMRC Officers

Mr Peter Schneider	Chief Executive Officer
Mr Hua Jer Liew	Director Corporate Services
Mr Steve Fitzpatrick	Acting Director Waste Services
Mrs Marilyn Horgan	Director Regional Services
Ms Theresa Eckstein	Executive Assistant to Chief Executive Officer
Ms Mary-Ann Winnett	Personal Assistant to Director Corporate Services (Minutes)

EMRC Observers

Mr David Ameduri	Manager Financial Services
Ms Terri-Ann Ashton	Manager Administration and Compliance
Mr Johan Le Roux	Manager Engineering/Waste Management Services

Observers

Ms Rhonda Hardy	Chief Executive Officer	Shire of Kalamunda
Mr Doug Pearson	Director Technical Services	City of Bayswater
Mr Jim Coten	Executive Manager Operations	City of Swan

4 ANNOUNCEMENT BY THE CHAIRMAN OR PERSON PRESIDING WITHOUT DISCUSSION

4.1 2012/2013 ANNUAL RETURNS

The Chairman advised that the 2012/2013 Annual Returns were couriered to Councillors on 12 July 2013 and said it would be appreciated if they could be returned to the EMRC by the due date of 31 August 2013.



10 QUESTIONS BY MEMBERS OF WHICH DUE NOTICE HAS BEEN GIVEN

Nil

11 QUESTIONS WITHOUT NOTICE

Nil

12 ANNOUNCEMENT OF CONFIDENTIAL MATTERS FOR WHICH THE MEETING MAY BE CLOSED TO THE PUBLIC

Nil

13 BUSINESS NOT DEALT WITH FROM A PREVIOUS MEETING

Nil



14 REPORTS OF OFFICERS

QUESTIONS

The Chairman invited questions from members on the reports of officers.

RECOMMENDATION

That with the exception of items, which are to be withdrawn and dealt with separately, Council adopts the recommendations in the Officers Reports (Section 14).

COUNCIL RESOLUTION

MOVED CR ZANNINO

SECONDED CR FÄRDIG

THAT WITH THE EXCEPTION OF ITEM 14.3, WHICH IS TO BE WITHDRAWN AND DEALT WITH SEPARATELY, COUNCIL ADOPTS THE RECOMMENDATIONS IN THE OFFICERS REPORTS (SECTION 14).

CARRIED UNANIMOUSLY



14.1 LIST OF ACCOUNTS PAID DURING THE MONTH OF JUNE 2013

REFERENCE: COMMITTEES-15868

PURPOSE OF REPORT

The purpose of this report is to present to Council a list of accounts paid under the Chief Executive Officer's delegated authority during the month of June 2013 for noting.

KEY ISSUES AND RECOMMENDATION(S)

- As per the requirements of the Local Government (Financial Management) Regulations 1996 (Regulation 13(1)), the list of accounts paid during the month of June 2013 is provided for noting.

Recommendation(s)

That Council notes the CEO's list of accounts for June 2013 paid under delegated power in accordance with Regulation 13(1) of the Local Government (Financial Management) Regulations 1996, as attached to this report totalling \$5,880,582.29.

SOURCE OF REPORT

Director Corporate Services
 Manager Financial Services

BACKGROUND

Council has delegated to the Chief Executive Officer (CEO) the exercise of its power to make payments from the Municipal Fund and Trust Fund. In accordance with Regulation 13(1) of the Local Government (Financial Management) Regulations 1996, a list of accounts paid by the CEO is to be provided to Council, where such delegation is made.

REPORT

The table below summarises the payments drawn on the funds during the month of June 2013. A list detailing the payments made is appended as an attachment to this report.

Municipal Fund	EFT Payments:	26788 – 27102	
	Cheque Payments:	219610 – 219634	
	Payroll EFT:	PAY-25, PAY-26 & PAY-26.1	
	DIRECT DEBITS		
	- Bank Charges:	1*JUN13	
	- Other:	707 - 716	\$5,880,582.29
	LESS		
	Cancelled EFTs and Cheques	N/A	Nil
Trust Fund	Not Applicable		Nil
Total			\$5,880,582.29



Item 14.1 continued

STRATEGIC/POLICY IMPLICATIONS

Key Result Area 4 – Good Governance

- 4.3 To provide responsible and accountable governance and management of the EMRC
- 4.4 To continue to improve financial and asset management practices

FINANCIAL IMPLICATIONS

As contained within the report.

SUSTAINABILITY IMPLICATIONS

Nil

MEMBER COUNCIL IMPLICATIONS

Member Council	Implication Details
Town of Bassendean	} Nil direct implications for member Councils
City of Bayswater	
City of Belmont	
Shire of Kalamunda	
Shire of Mundaring	
City of Swan	

ATTACHMENT(S)

CEO's Delegated Payments List for the month of June 2013 (Ref: Committees-15870)

VOTING REQUIREMENT

Simple Majority

RECOMMENDATION(S)

That Council notes the CEO's list of accounts for June 2013 paid under delegated power in accordance with Regulation 13(1) of the Local Government (Financial Management) Regulations 1996, as attached to this report totalling \$5,880,582.29.

COUNCIL RESOLUTION(S)

MOVED CR ZANNINO

SECONDED CR FÄRDIG

THAT COUNCIL NOTES THE CEO'S LIST OF ACCOUNTS FOR JUNE 2013 PAID UNDER DELEGATED POWER IN ACCORDANCE WITH REGULATION 13(1) OF THE LOCAL GOVERNMENT (FINANCIAL MANAGEMENT) REGULATIONS 1996, AS ATTACHED TO THIS REPORT TOTALLING \$5,880,582.29.

CARRIED UNANIMOUSLY



Eastern Metropolitan Regional Council

CEO's DELEGATED PAYMENTS LIST FOR THE MONTH OF JUNE 2013

Cheque /EFT No	Date	Payee	Amount
EFT26788	04/06/2013	ALLIGHTSYKES PTY LTD	77.75
EFT26789	04/06/2013	APRINCE CONSULTING	37,991.75
EFT26790	04/06/2013	ARTEIL (WA) PTY LTD	457.60
EFT26791	04/06/2013	BUNNINGS BUILDING SUPPLIES PTY LTD	592.87
EFT26792	04/06/2013	CITY OF BELMONT	15,400.00
EFT26793	04/06/2013	CJD EQUIPMENT PTY LTD	5,992.44
EFT26794	04/06/2013	CORESTAFF WA PTY LTD	3,968.01
EFT26795	04/06/2013	HAYS SPECIALIST RECRUITMENT	1,730.03
EFT26796	04/06/2013	HILLS FRESH	60.59
EFT26797	04/06/2013	LO-GO APPOINTMENTS	1,944.80
EFT26798	04/06/2013	MAJOR MOTORS PTY LTD	443.30
EFT26799	04/06/2013	NEVERFAIL SPRINGWATER	142.45
EFT26800	04/06/2013	NEVERFAIL SPRINGWATER LTD - HAZELMERE	46.25
EFT26801	04/06/2013	PERTH SECURITY SERVICES - MCW CORPORATION PTY LTD	1,731.73
EFT26802	04/06/2013	PIRTEK	234.34
EFT26803	04/06/2013	QUICK CORPORATE AUSTRALIA PTY LTD	421.80
EFT26804	04/06/2013	STAPLES AUSTRALIA LTD	38.08
EFT26805	04/06/2013	TELSTRA	175.52
EFT26806	04/06/2013	TELSTRA	485.41
EFT26807	04/06/2013	TERRI-ANN ASHTON	115.00
EFT26808	04/06/2013	THE UNIVERSITY OF WESTERN AUSTRALIA	15,000.00
EFT26809	04/06/2013	TOTALLY WORKWEAR MIDLAND	228.13
EFT26810	04/06/2013	TRES CLASSIQUE	450.00
EFT26811	04/06/2013	WACOSS	660.00
EFT26812	04/06/2013	WESTRAC EQUIPMENT PTY LTD	3,724.59
EFT26813	04/06/2013	WINDWARD ADVENTURES PTY LTD	270.00
EFT26814	05/06/2013	IL PAIOLO PTY LTD	1,815.00
EFT26815	05/06/2013	WICKED LITTLE CUPCAKES	550.50
EFT26816	07/06/2013	ADCORP	1,998.69
EFT26817	07/06/2013	AIR FILTER DRY CLEAN SYSTEMS PTY LTD	133.10
EFT26818	07/06/2013	ASCOT QUAYS APARTMENT HOTEL PTY LTD (ASSURED)	3,630.00
EFT26819	07/06/2013	AUSTRALIAN LABORATORY SERVICES PTY LTD (ALS)	2,428.80
EFT26820	07/06/2013	BERGERO HYDRA-TARPS & WASTE MGT SOLUTIONS P/L	255.20
EFT26821	07/06/2013	BUNNINGS BUILDING SUPPLIES PTY LTD	196.80
EFT26822	07/06/2013	CHEVRON AUSTRALIA HOLDINGS PTY LTD	3,362.40
EFT26823	07/06/2013	CJD EQUIPMENT PTY LTD	8,138.20
EFT26824	07/06/2013	CMS EVENTS	4,460.57
EFT26825	07/06/2013	COATES HIRE OPERATIONS PTY LTD	327.42
EFT26826	07/06/2013	DEPT OF AGRICULTURE, FISHERIES & FORESTRY AUST QUARANTINE &	425.00
EFT26827	07/06/2013	ECL GROUP AUSTRALIA PTY LTD TRADING AS FUELQUIP (AUSTRALIA) PTY LTD	1,122.00
EFT26828	07/06/2013	EMERSON NETWORK POWER AUSTRALIA PTY LTD	6,234.80
EFT26829	07/06/2013	FLEXI STAFF PTY LTD	8,358.48
EFT26830	07/06/2013	JAYCOURT NOMINEES PTY LTD T/A BARFIELD MECHANICAL SERVICES	6,014.64
EFT26831	07/06/2013	LINFOX ARMAGUARD PTY LTD	356.40
EFT26832	07/06/2013	MACHINERY WAREHOUSE	481.00
EFT26833	07/06/2013	MUNDARING TYRE CENTRE	630.00
EFT26834	07/06/2013	PARKERVILLE CONCRETE	20,800.00
EFT26835	07/06/2013	PERTH SECURITY SERVICES - MCW CORPORATION PTY LTD	1,141.80
EFT26836	07/06/2013	PIRTEK	582.16
EFT26837	07/06/2013	PORTNER PRESS PTY LTD	147.00

Cheque /EFT No	Date	Payee	8	Amount
EFT26838	07/06/2013	PROTECTOR ALSAFE PTY LTD		282.39
EFT26839	07/06/2013	ROSS HUMAN DIRECTIONS		3,229.95
EFT26840	07/06/2013	SEME ELECTRICAL ENGINEERING		115.50
EFT26841	07/06/2013	SGS AUSTRALIA PTY LTD		1,723.70
EFT26842	07/06/2013	SUCCESS WATERS PTY LTD T/A HAYDN ROBINSON		18,315.00
EFT26843	07/06/2013	SWAN LOCK SERVICE PTY LTD		4,132.00
EFT26844	07/06/2013	SYNERGY		6,974.80
EFT26845	07/06/2013	TELSTRA		715.76
EFT26846	07/06/2013	TERRI-ANN ASHTON		369.63
EFT26847	07/06/2013	UNIQUE WASTE MANAGEMENT SERVICES		709.50
EFT26848	07/06/2013	VISY RECYCLING		210.00
EFT26849	07/06/2013	WASTEMASTER AUSTRALIA PTY LTD T/A WASTEMASTER		660.00
EFT26850	07/06/2013	WORKPAC PTY LTD		1,541.17
EFT26851	07/06/2013	WREN OIL		18.15
EFT26852	11/06/2013	ADT SECURITY		77.00
EFT26853	11/06/2013	AUSTRALIA POST - RED HILL		343.45
EFT26854	11/06/2013	AUSTRALIAN HVAC SERVICES		1,133.00
EFT26855	11/06/2013	AUSTRALIAN LABORATORY SERVICES PTY LTD (ALS)		820.60
EFT26856	11/06/2013	AUSTRALIAN NETWORK FOR PLANT CONSERVATION INC		200.00
EFT26857	11/06/2013	BEAUMONDE CATERING		2,322.80
EFT26858	11/06/2013	BUNNINGS BUILDING SUPPLIES PTY LTD		26.98
EFT26859	11/06/2013	CITY OF BAYSWATER		63,447.51
EFT26860	11/06/2013	CJD EQUIPMENT PTY LTD		3,202.56
EFT26861	11/06/2013	CMW GEOSCIENCES PTY LTD		5,494.50
EFT26862	11/06/2013	COMPELLING ECONOMICS PTY LTD		24,970.00
EFT26863	11/06/2013	CORESTAFF WA PTY LTD		3,917.43
EFT26864	11/06/2013	DU CLENE PTY LTD		905.03
EFT26865	11/06/2013	EARTHCARE RECYCLING PTY LTD		2,129.40
EFT26866	11/06/2013	HARMONIC NEW MEDIA		5,373.50
EFT26867	11/06/2013	HAYS SPECIALIST RECRUITMENT		1,730.03
EFT26868	11/06/2013	HOSECO (WA) PTY LTD		41.66
EFT26869	11/06/2013	IPING PTY LTD		1,128.80
EFT26870	11/06/2013	KLB SYSTEMS		742.50
EFT26871	11/06/2013	LANDFILL GAS & POWER PTY LTD		6,149.68
EFT26872	11/06/2013	LEFKAPHA P/L T/A CENTRE FORD		342.00
EFT26873	11/06/2013	LEGALWISE SEMINARS PTY TD		460.00
EFT26874	11/06/2013	LEN FRENCH FENCING CONTRACTOR		280.00
EFT26875	11/06/2013	LINFOX ARMAGUARD PTY LTD		356.40
EFT26876	11/06/2013	LO-GO APPOINTMENTS		1,621.84
EFT26877	11/06/2013	NEVERFAIL SPRINGWATER		60.00
EFT26878	11/06/2013	PAYG PAYMENTS		58,427.70
EFT26879	11/06/2013	PIRTEK		169.65
EFT26880	11/06/2013	RAV DG SERVICES		3,025.00
EFT26881	11/06/2013	SAFETY SIGNS SERVICE		200.42
EFT26882	11/06/2013	SCO RECRUITMENT - SPECTRUM COMMUNITY OUTCOMES		2,866.38
EFT26883	11/06/2013	STAPLES AUSTRALIA LTD		936.11
EFT26884	11/06/2013	SWAN CHAMBER OF COMMERCE INC		300.00
EFT26885	11/06/2013	TOTALLY WORKWEAR MIDLAND		42.46
EFT26886	11/06/2013	VALLEY ROAD PTY T/A CHICA CATERING		605.00
EFT26887	11/06/2013	WA BUSINESS ASSIST		1,168.43
EFT26888	11/06/2013	WORKFORCE INTERNATIONAL		1,215.74
EFT26889	14/06/2013	HERBERT SMITH FREEHILLS		3,622.30
EFT26890	14/06/2013	OAKVALE TREASURY		2,504.70
EFT26891	14/06/2013	PRAPTI MEHTA		109.15
EFT26892	14/06/2013	AIR FILTER DRY CLEAN SYSTEMS PTY LTD		271.54
EFT26893	14/06/2013	APRINCE CONSULTING		52,558.44
EFT26894	14/06/2013	CAPITAL TRANSPORT SERVICES (WA) PTY LTD		1,859.55
EFT26895	14/06/2013	CAREERSPOT PTY LTD		165.00
EFT26896	14/06/2013	COMSYNC CONSULTING PTY LTD		2,502.50
EFT26897	14/06/2013	COOL CLEAR WATER GROUP LTD		290.40
EFT26898	14/06/2013	CPR ELECTRICAL SERVICES		1,848.00

No	Date	Payee	Amount
EFT26899	14/06/2013	FILTERS PLUS	973.50
EFT26900	14/06/2013	FLEXI STAFF PTY LTD	7,212.17
EFT26901	14/06/2013	GRA EVERINGHAM PTY LTD	5,500.00
EFT26902	14/06/2013	HBF HEALTH LIMITED	275.00
EFT26903	14/06/2013	LO-GO APPOINTMENTS	5,244.80
EFT26904	14/06/2013	MACHINERY WAREHOUSE	12.90
EFT26905	14/06/2013	MAIL PLUS PERTH	323.40
EFT26906	14/06/2013	MICHAEL PAGE INTERNATIONAL	2,315.15
EFT26907	14/06/2013	MOTORCHARGE PTY LTD	5,461.63
EFT26908	14/06/2013	MUNDARING ROOFING & PATIOS	5,700.00
EFT26909	14/06/2013	NEVERFAIL SPRINGWATER LTD - COPPIN ROAD	68.75
EFT26910	14/06/2013	PERTH SECURITY SERVICES - MCW CORPORATION PTY LTD	1,819.35
EFT26911	14/06/2013	POWA INSTITUTE	4,950.00
EFT26912	14/06/2013	ROSS HUMAN DIRECTIONS	3,650.07
EFT26913	14/06/2013	SEEK LIMITED	48.54
EFT26914	14/06/2013	SHIRE OF KALAMUNDA	32.00
EFT26915	14/06/2013	THOMSON COACHLINES	600.00
EFT26916	14/06/2013	VALLEY ROAD PTY T/A CHICA CATERING	277.00
EFT26917	14/06/2013	WEST COAST REWIND AND ELECTRICAL CONTROL	126.00
EFT26918	14/06/2013	WORKPAC PTY LTD	1,541.17
EFT26919	18/06/2013	ACCESS INDUSTRIAL TYRES PTY LTD	156.75
EFT26920	18/06/2013	ADT SECURITY	77.00
EFT26921	18/06/2013	ASSOCIATION WESTERN AUSTRALIAN LOCAL GOVERNMENT (WALGA)	385.00
EFT26922	18/06/2013	AUSTRALIA POST - ASCOT PLACE	0.45
EFT26923	18/06/2013	AUSTRALIAN TRAINING MANAGEMENT PTY LTD	550.00
EFT26924	18/06/2013	BP AUSTRALIA LIMITED	80,795.25
EFT26925	18/06/2013	BP AUSTRALIA LIMITED	3,979.39
EFT26926	18/06/2013	BUNNINGS BUILDING SUPPLIES PTY LTD	88.18
EFT26927	18/06/2013	CARRINGTONS TRAFFIC SERVICES	479.60
EFT26928	18/06/2013	CHRIS KERSHAW PHOTOGRPHY	562.50
EFT26929	18/06/2013	CJD EQUIPMENT PTY LTD	2,752.40
EFT26930	18/06/2013	CORESTAFF WA PTY LTD	3,081.37
EFT26931	18/06/2013	CRACKAJACK PARTY HIRE	1,680.89
EFT26932	18/06/2013	ELEMENT HYDROGRAPHIC SOLUTIONS	696.30
EFT26933	18/06/2013	FUJI XEROX AUSTRALIA PTY LTD	1,797.99
EFT26934	18/06/2013	HAYS SPECIALIST RECRUITMENT	1,730.03
EFT26935	18/06/2013	HILLS FRESH	63.01
EFT26936	18/06/2013	IL PAIOLO PTY LTD	1,815.00
EFT26937	18/06/2013	KOTT GUNNING LAWYERS	814.99
EFT26938	18/06/2013	LO-GO APPOINTMENTS	3,615.87
EFT26939	18/06/2013	MARSMEN PLUMBING	301.40
EFT26940	18/06/2013	NEVERFAIL SPRINGWATER LTD - HAZELMERE	123.25
EFT26941	18/06/2013	OTIS ELEVATOR COMPANY PTY LTD	1,487.05
EFT26942	18/06/2013	PERTH SECURITY SERVICES - MCW CORPORATION PTY LTD	1,332.10
EFT26943	18/06/2013	PIRTEK	507.36
EFT26944	18/06/2013	PRECISION PANEL & PAINT	788.63
EFT26945	18/06/2013	ROSS HUMAN DIRECTIONS	742.02
EFT26946	18/06/2013	STANTONS INTERNATIONAL	203.50
EFT26947	18/06/2013	STAPLES AUSTRALIA LTD	341.84
EFT26948	18/06/2013	TELSTRA	215.30
EFT26949	18/06/2013	TOLL FAST	53.69
EFT26950	18/06/2013	TRANSPACIFIC CLEANAWAY LTD	1,125.30
EFT26951	18/06/2013	VALLEY ROAD PTY T/A CHICA CATERING	276.00
EFT26952	18/06/2013	WESTERN POWER	5,500.00
EFT26953	18/06/2013	WICKED LITTLE CUPCAKES	550.50
EFT26954	21/06/2013	BIN BATH AUSTRALIA PTY LTD	158.95
EFT26955	21/06/2013	BOYA EQUIPMENT	349.03
EFT26956	21/06/2013	BUDGET ELECTRICS	615.18
EFT26957	21/06/2013	BUNNINGS BUILDING SUPPLIES PTY LTD	226.45
EFT26958	21/06/2013	C4 CONCEPTS PTY LTD	231.00

Cheque /EFT No	Date	Payee	10	Amount
EFT26959	21/06/2013	CARPENTRY, HOUSE AND YARD MAINTENANCE		3,866.00
EFT26960	21/06/2013	CIRRENA PTY LTD T/A UNISON INTERACTIVE PTY LTD		1,915.00
EFT26961	21/06/2013	COMPU-STOR		920.09
EFT26962	21/06/2013	CROSSLAND & HARDY PTY LTD		7,406.87
EFT26963	21/06/2013	CT BUILDING MAINTENANCE		867.90
EFT26964	21/06/2013	DUN & BRADSTREET PTY LTD		29.70
EFT26965	21/06/2013	EXPLOR CONSULTING PTY LTD		36,300.00
EFT26966	21/06/2013	FLEXI STAFF PTY LTD		8,379.04
EFT26967	21/06/2013	GEOSYNTHETIC CONSULTANTS AUSTRALIA PTY LTD		6,557.80
EFT26968	21/06/2013	HARDINGS PAINTING SERVICE		850.00
EFT26969	21/06/2013	HOSECO (WA) PTY LTD		21.01
EFT26970	21/06/2013	KEY WEALTH CREATIIONS PTY T/A MICRO MOVES		902.00
EFT26971	21/06/2013	MCINERNEY FORD		681.45
EFT26972	21/06/2013	MICHAEL PAGE INTERNATIONAL		1,407.87
EFT26973	21/06/2013	MIDWAY FORD (WA)		30,419.65
EFT26974	21/06/2013	MINI-TANKERS AUSTRALIA PTY LTD		8,806.91
EFT26975	21/06/2013	MS GROUNDWATER MANAGEMENT		3,580.06
EFT26976	21/06/2013	MS N RAKELA		107.03
EFT26977	21/06/2013	NEVERFAIL SPRINGWATER		97.50
EFT26978	21/06/2013	ODOUR CONTROL SYSTEMS INTERNATIONAL LTD		41,389.26
EFT26979	21/06/2013	PERTH SECURITY SERVICES - MCW CORPORATION PTY LTD		1,332.10
EFT26980	21/06/2013	PIRTEK		281.18
EFT26981	21/06/2013	PITNEY BOWES CREDIT AUSTRALIA LTD		333.64
EFT26982	21/06/2013	SEEK LIMITED		49.50
EFT26983	21/06/2013	TELSTRA		12.29
EFT26984	21/06/2013	TENDERLINK.COM. PTY LTD		165.00
EFT26985	21/06/2013	THELMA E CLUNING		375.00
EFT26986	21/06/2013	TOTALLY WORKWEAR MIDLAND		385.56
EFT26987	21/06/2013	ULTIMO CATERING		3,191.95
EFT26988	21/06/2013	VALLEY ROAD PTY T/A CHICA CATERING		641.30
EFT26989	21/06/2013	WESTERN METROPOLITAN REGIONAL COUNCIL		12,608.08
EFT26990	21/06/2013	WORKPAC PTY LTD		1,784.51
EFT26991	21/06/2013	WREN OIL		18.15
EFT26992	25/06/2013	INDUSTRIAL ROADPAVERS (WA) PTY LTD		27,878.40
EFT26993	25/06/2013	INSTITUTE OF PUBLIC WORKS ENGINEERING AUST T/A IPWEA-WA DIVISION		480.00
EFT26994	25/06/2013	ANIMAL PEST MANAGEMENT SERVICES		7,629.05
EFT26995	25/06/2013	AUSTRALIAN LABORATORY SERVICES PTY LTD (ALS)		28,419.19
EFT26996	25/06/2013	BADER LUBRICATION		1,127.67
EFT26997	25/06/2013	BATTERY WORLD		3,000.00
EFT26998	25/06/2013	BIG BUBBLE RETAIL		45.49
EFT26999	25/06/2013	BUNNINGS BUILDING SUPPLIES PTY LTD		18.96
EFT27000	25/06/2013	C4 CONCEPTS PTY LTD		1,757.00
EFT27001	25/06/2013	CABCHARGE		6.00
EFT27002	25/06/2013	CAPITAL TRANSPORT SERVICES (WA) PTY LTD		1,250.31
EFT27003	25/06/2013	CJD EQUIPMENT PTY LTD		904.00
EFT27004	25/06/2013	COLONIAL PRINT & PROMOTIONS		2,035.00
EFT27005	25/06/2013	CORESTAFF WA PTY LTD		4,657.69
EFT27006	25/06/2013	CSE-COMSOURCE PTY LTD		88.00
EFT27007	25/06/2013	CUTTING EDGES REPLACEMENT PARTS PTY LTD		5,222.84
EFT27008	25/06/2013	DELRON CLEANING PTY LTD		2,530.00
EFT27009	25/06/2013	FAIRFAX RADIO NETWORK PTY LTD		3,723.50
EFT27010	25/06/2013	FUJI XEROX AUSTRALIA PTY LTD		1,111.40
EFT27011	25/06/2013	GROUPMAP TECHNOLOGY PTY LTD		3,056.00
EFT27012	25/06/2013	HAYS SPECIALIST RECRUITMENT		1,384.02
EFT27013	25/06/2013	HIGHWAY MOTOR TRIMMERS		198.00
EFT27014	25/06/2013	HILLS FRESH		65.06
EFT27015	25/06/2013	HUMES CONCRETE PIPES		2,874.56
EFT27016	25/06/2013	JAYCOURT NOMINEES P/L T/A BARFIELD EARTHMOVING		835.82
EFT27017	25/06/2013	KINETIC HEALTH GROUP PTY LTD		304.70
EFT27018	25/06/2013	KLB SYSTEMS		1,012.00

No	Date	Payee	Amount
EFT27019	25/06/2013	KONICA MINOLTA BUSINESS SOLUTIONS AUSTRALIA P/L	455.04
EFT27020	25/06/2013	LANDFILL GAS & POWER PTY LTD	5,139.85
EFT27021	25/06/2013	LANDMARK OPERATIONS LIMITED	2,400.53
EFT27022	25/06/2013	LEFKAPHA P/L T/A CENTRE FORD	345.24
EFT27023	25/06/2013	LEN FRENCH FENCING CONTRACTOR	430.00
EFT27024	25/06/2013	LIEBHERR AUSTRALIA PTY LTD	118.80
EFT27025	25/06/2013	LO-GO APPOINTMENTS	1,875.94
EFT27026	25/06/2013	PAYG PAYMENTS	67,873.89
EFT27027	25/06/2013	PERTH SECURITY SERVICES - MCW CORPORATION PTY LTD	1,819.35
EFT27028	25/06/2013	PUREPROTECT CANNINGVALE	3,588.75
EFT27029	25/06/2013	RUDD INDUSTRIAL AND FARM SUPPLIES	282.58
EFT27030	25/06/2013	STANTONS INTERNATIONAL	6,462.50
EFT27031	25/06/2013	STAPLES AUSTRALIA LTD	275.12
EFT27032	25/06/2013	TELSTRA	6,077.32
EFT27033	25/06/2013	TELSTRA	19.25
EFT27034	25/06/2013	TOURISM COUNCIL WESTERN AUSTRALIA	125.00
EFT27035	25/06/2013	TOX FREE (KARRATHA) PTY LTD	3,374.20
EFT27036	25/06/2013	TRANSPACIFIC CLEANAWAY LTD	127.02
EFT27037	25/06/2013	UNIQUE WASTE MANAGEMENT SERVICES	148.50
EFT27038	25/06/2013	VALLEY ROAD PTY T/A CHICA CATERING	1,105.00
EFT27039	25/06/2013	WBHO CIVIL PTY LTD	1,158,856.27
EFT27040	25/06/2013	WORKFORCE INTERNATIONAL	1,073.90
EFT27041	27/06/2013	WALGS PLAN	61,305.08
EFT27042	27/06/2013	HANLEC POWER SOLUTIONS	14,679.50
EFT27043	27/06/2013	INDEPENDENT MARKET OPERATOR	930.00
EFT27044	27/06/2013	PIPE SOLUTIONS AUSTRALIA	5,393.30
EFT27045	28/06/2013	ALAN RADFORD	1,750.00
EFT27046	28/06/2013	BOB EMERY	1,750.00
EFT27047	28/06/2013	CHARLIE ZANNINO	1,750.00
EFT27048	28/06/2013	GERRY PULE	1,750.00
EFT27049	28/06/2013	GRAHAM PITTAWAY	1,750.00
EFT27050	28/06/2013	INTEWORK INC	853.78
EFT27051	28/06/2013	PHIL MARKS	583.33
EFT27052	28/06/2013	STEPHEN FOX	140.00
EFT27053	28/06/2013	THIINKBUBBLE PTY LTD T/A LIVEPAD41	5,000.00
EFT27054	28/06/2013	ADCORP	538.84
EFT27055	28/06/2013	AIR FILTER DRY CLEAN SYSTEMS PTY LTD	237.27
EFT27056	28/06/2013	AIRTIGHT SOLUTIONS	45,254.00
EFT27057	28/06/2013	ALAN PILGRIM	5,000.00
EFT27058	28/06/2013	ANALYTICAL REFERENCE LABORATORY (ARL)	5,871.80
EFT27059	28/06/2013	APACE AID (INC)	231.96
EFT27060	28/06/2013	ASSOCIATION WESTERN AUSTRALIAN LOCAL GOVERNMENT (WALGA)	456.50
EFT27061	28/06/2013	C4 CONCEPTS PTY LTD	1,155.00
EFT27062	28/06/2013	CHAMBERLAIN AUTO ELECTRICS	1,155.08
EFT27063	28/06/2013	CJD EQUIPMENT PTY LTD	390.42
EFT27064	28/06/2013	COMSYNC CONSULTING PTY LTD	2,323.75
EFT27065	28/06/2013	DAVID FARDIG	1,750.00
EFT27066	28/06/2013	DU CLENE PTY LTD	2,911.38
EFT27067	28/06/2013	FLEXI STAFF PTY LTD	3,561.00
EFT27068	28/06/2013	FUELFIX T/AS TANKS2GO	613.25
EFT27069	28/06/2013	HEALTHCORP PTY LTD	800.00
EFT27070	28/06/2013	HOSECO (WA) PTY LTD	8.35
EFT27071	28/06/2013	HUMES CONCRETE PIPES	2,874.56
EFT27072	28/06/2013	J.J. HAWKINS & CO. PTY LTD	8,743.68
EFT27073	28/06/2013	JANET POWELL	2,125.00
EFT27074	28/06/2013	JENNIFER BENNETT	89.75
EFT27075	28/06/2013	JENNY CARTER	1,750.00
EFT27076	28/06/2013	KLB SYSTEMS	71.50
EFT27077	28/06/2013	LANCALL	3,548.60
EFT27078	28/06/2013	LANDFILL GAS & POWER PTY LTD	6,569.33

Cheque /EFT No	Date	Payee	12	Amount
EFT27079	28/06/2013	MACK 1 KAWASAKI		124.35
EFT27080	28/06/2013	MICHELLE YEOMANS		125.30
EFT27081	28/06/2013	MUNDARING CONCRETE PTY LTD		26,895.00
EFT27082	28/06/2013	NEVERFAIL SPRINGWATER		59.95
EFT27083	28/06/2013	NINDETHANA SEEDS SERVICES PTY LTD		15,477.00
EFT27084	28/06/2013	ONSITE RENTALS PTY LTD		173.94
EFT27085	28/06/2013	WESTERN HEARING SERVICES		204.05
EFT27086	28/06/2013	RECRUITWEST		1,713.80
EFT27087	28/06/2013	REINFORCED CONCRETE PIPES AUSTRALIA (WA) PTY LTD (RCPA)		3,850.00
EFT27088	28/06/2013	RENEE D'HERVILLE		147.75
EFT27089	28/06/2013	SGS AUSTRALIA PTY LTD		5,098.50
EFT27090	28/06/2013	SITA AUSTRALIA PTY LTD		209.00
EFT27091	28/06/2013	SPUDS GARDENING SERVICES		3,284.00
EFT27092	28/06/2013	STAPLES AUSTRALIA LTD		639.03
EFT27093	28/06/2013	STATE RECORDS NSW		55.00
EFT27094	28/06/2013	TELSTRA		284.69
EFT27095	28/06/2013	TONY CUCCARO		1,750.00
EFT27096	28/06/2013	TOTALLY WORKWEAR MIDLAND		83.90
EFT27097	28/06/2013	VISY RECYCLING		25.56
EFT27098	28/06/2013	WA HINO SALES AND SERVICE		90.20
EFT27099	28/06/2013	WASTEMASTER AUSTRALIA PTY LTD T/A WASTEMASTER		360.36
EFT27100	28/06/2013	WORK CLOBBER		336.00
EFT27101	28/06/2013	WORKFORCE INTERNATIONAL		2,852.14
EFT27102	28/06/2013	WORKPAC PTY LTD		1,541.17
219610	07/06/2013	EMRC PETTY CASH - REDHILL		353.20
219611	25/06/2013	EMRC PETTY CASH - REDHILL		265.75
219612	27/06/2013	AMP LIFE LTD		1,303.78
219613	27/06/2013	AMP SUPER LEADER		845.12
219614	27/06/2013	AUSTRALIAN ETHICAL SUPERANNUATION PTY LTD		449.58
219615	27/06/2013	AUSTRALIAN SUPER		2,293.32
219616	27/06/2013	BENDIGO BANK		273.62
219617	27/06/2013	BT BUSINESS SUPER		881.56
219618	27/06/2013	BT LIFETIME - PERSONAL SUPER		449.85
219619	27/06/2013	BT SUPER FOR LIFE		321.93
219620	27/06/2013	CBUS INDUSTRY SUPER		501.53
219621	27/06/2013	COLONIAL FIRST STATE		450.46
219622	27/06/2013	GENERATIONS PERSONAL SUPERANNUATION PLAN		465.80
219623	27/06/2013	HOSTPLUS SUPERANNUATION FUND		266.45
219624	27/06/2013	MTAA SUPERANNUATION FUND		372.93
219625	27/06/2013	NORWICH UNION LIFE INSURANCE SOCIETY		529.59
219626	27/06/2013	ONEPATH LIFE LTD		451.67
219627	27/06/2013	RETAIL EMPLOYEES SUPERANNUATION TRUST		232.08
219628	27/06/2013	SUNSUPER		183.63
219629	27/06/2013	TELSTRA SUPER		309.16
219630	27/06/2013	VIRGIN MONEY SUPER		46.51
219631	27/06/2013	ZURICH AUSTRALIAN SUPERANNUATION		471.36
219632	28/06/2013	DEPARTMENT OF TRANSPORT - BULK BILLING		10,480.65
219633	28/06/2013	FRANK LINDSEY		1,750.00
219634	28/06/2013	KEVIN BAILEY		140.00
707	17/06/2013	NATIONAL AUSTRALIA BANK		1,500,000.00
708	24/06/2013	BHF ENVIRONMENTAL LTD		1,300.00
709	24/06/2013	HAAS HOLZZERKLEINERUNGS - UND FORDERTECHNIK		8,997.18
710	28/06/2013	BANKWEST		1,500,000.00
711	28/06/2013	WBC - CORPORATE MASTERCARD - P SCHNEIDER		72.12
712	28/06/2013	WBC - CORPORATE MASTER CARD - B JONES		4,885.56
713	28/06/2013	WBC - CORPORATE MASTER CARD - D AMEDURI		2,168.47
714	28/06/2013	WBC - CORPORATE MASTER CARD - MARILYNN HORGAN		1,840.90
715	28/06/2013	WBC - CORPORATE MASTER CARD - S FITZPATRICK		105.59
716	28/06/2013	WBC - CORPORATE MASTERCARD - H LIEW		513.75
PAY-25	04/06/2013	PAYROLL FE 4/6/13		191,537.58

Cheque /EFT No	Date	Payee	13	Amount
PAY-26	18/06/2013	PAYROLL FE 18/6/13		209,749.01
PAY-26.1	25/06/2013	PAYROLL		18.22
1*JUN13	03/06/2013	BANK CHARGES 1515 - 1519		1,668.53
			SUB TOTAL	<u>5,880,582.29</u>

LESS CANCELLED CHEQUES AND EFTs Nil

TOTAL **5,880,582.29**

REPORT TOTALS

Bank Code	Bank Name	TOTAL
1	EMRC - Municipal Fund	5,880,582.29
TOTAL		5,880,582.29

C:\Program Files\SynergySoftLGS\Crystal\CreditorListOfAccount_EMRC.rpt



14.2 FINANCIAL REPORT FOR PERIOD ENDED 31 MAY 2013

REFERENCE: COMMITTEES-15810

PURPOSE OF REPORT

The purpose of this report is to provide Council with an overview of the Eastern Metropolitan Regional Council's (EMRC's) financial performance for the period ended 31 May 2013.

KEY ISSUES AND RECOMMENDATION(S)

- Significant year to date budget variances greater than 10% or \$10,000, whichever is the greater, within each nature and type category on the Statement of Financial Activity as at 31 May 2013 have been identified and are reported on in the body of the report.

Recommendation(s)

That Council receives the Statement of Comprehensive Income, Capital Expenditure Statement, Statement of Financial Position, Statement of Cash and Investments and the Investment Report for the period ended 31 May 2013.

SOURCE OF REPORT

Director Corporate Services
Manager Financial Services
Finance Team Leader

BACKGROUND

It is a requirement of the Local Government (Financial Management) Regulations 1996 (Clause 34) that a Local Government is to prepare and present to Council financial reports in such a form as the Local Government considers to be appropriate.

The 2012/2013 Budget was presented in a format that separated operating income and expenditure from other revenue and expenses to provide improved disclosure of Council's underlying operating result.

The financial summaries attached to this report provide an overview of year to date budget performance for operating activities and capital works.

Forecast reviews for 2012/2013 were undertaken during November 2012 and January 2013 and are reflected in the May 2013 financial reports.

A Statement of Financial Position is also provided with year to date actual balances compared with budget provisions and end of year forecasts for all balance sheet items.

REPORT

Outlined below are financial summaries for the period ended 31 May 2013. Where possible the year to date monthly budget allocations have been reviewed in order to match the appropriate timing for the various projects budgeted to be undertaken. This will provide a better comparison between the year to date actual and year to date budget figures.



Item 14.2 continued

Statement of Comprehensive Income - Nature and Type (refer Attachment 1)

The operating result from normal activities as at 31 May 2013 is a favourable variance of \$2,819,431. The following information is provided on key aspects of Council's financial performance:

<u>Operating Income</u>	<i>Year to Date</i>	An unfavourable variance of \$1,301,052 (3.44%).
	<i>End of Year Forecast</i>	A favourable variance of \$492,830 (1.19%).

Operating Income variances previously reported to Council:

1. Year to date Operating Grants is \$372,779 (31.58%) below the year to date budget of \$1,180,316. The contributing factor to this variance is the \$388,000 grant sought from the Regional Funding Program for the hook lift bins and waste audit facility at Hazelmere. There is also a corresponding reduction in the costs which have not been incurred until the grant funds are received. The grant income has been carried forward into 2013/2014 annual budget.
2. Year to date Interest on Municipal Funds is \$224,088 (102.57%) above the year to date budget of \$218,473. This is partially offset by the Interest Earnings on Restricted Cash Investments which is \$166,381 below the year to date budget of \$1,955,547. Higher average interest rates than budgeted for the 2012/2013 financial year (4.90% compared to 4.43%) and lower than budgeted capital expenditure have resulted in interest earnings higher than budget.

The full year forecast for Interest on Municipal Funds is above the annual budget provision by \$117,262. This represents the value of change in the accrued interest as at 30 June 2013 that has been reallocated to Interest on Restricted Assets.

3. Year to date Other income of \$996,813 is \$538,359 (35.07%) below the year to date budget of \$1,535,172 due to the lower than budgeted income from the sale of products. The main contributing factors are the lower than budgeted woodwaste products sales (actual year to date income of \$362,050 compared to a budget of \$687,511) and a combined lower sales figures for Laterite and Bio-Clay products of \$85,639 against budget of \$275,903. At the half year review, it was forecast that by year end, Other income will be marginally above budget by \$10,271 (0.59%). However, with a month to go before the end of financial year, full year Other income is expected to be below budget.

There were no further significant Operating Income variances as at 31 May 2013.

<u>Operating Expenditure</u>	<i>Year to Date</i>	A favourable variance of \$4,120,483 (12.18%).
	<i>End of Year Forecast</i>	An unfavourable variance of \$160,588 (0.42%).

Operating Expenditure variances previously reported to Council:

1. Year to date Salary Expenses of \$6,877,155 is \$1,368,048 (16.59%) below the year to date budget provision of \$8,245,203.

The full year forecast of \$8,099,375 for salary expenses is \$1,057,827 (11.55%) lower than the annual budget provision of \$9,157,202. Both the year to date actual and full year forecast variances are attributable to budgeted positions that have not been filled together with a lower forecast of overtime costs compared to budget. This variance is predominantly due to the waste management operations where savings in salary expenses have been offset by an increase in the use of contract labour.



Item 14.2 continued

2. Contract Expenses of \$4,298,477 is \$1,819,430 (29.74%) lower than the year to date budget due predominantly to various projects for which expenditure to date is below budget or carried forward into the 2013/2014 financial year. Major variances include Undertake Engineering/Waste Management Special Projects - Regional Funding Program (\$388,000), Rehabilitate Class III Cells (\$429,652) and various Environmental Impact Monitoring projects at Red Hill (\$272,590). Other projects where the actual expenditures have come in lower than expected compared to the year to date budget for various business divisions are: Corporate Services activities (\$494,636), Environmental Services projects (\$234,552) and Regional Development projects (\$42,547).

This is offset by contract expenses associated with the removal and crushing of lateritic caprock at the Red Hill Waste Management Facility which is \$201,029 greater than the year to date budget. This was outlined in a report to Council at its meeting on 6 December 2012 (Ref: Committees-15034).

Full year Contract Expenses of \$8,548,955 have been forecast to be above the annual budget provision of \$7,356,790 by \$1,192,165 (16.20%). Significant variances are attributable to:

- An additional \$600,000 that has been forecast for the removal and crushing of lateritic caprock at the Red Hill Waste Management Facility, as outlined above and reported to Council in December 2012. This is now expected to be approximately \$220,000 below the forecast budget as at year end.
 - An increase in Waste Management contract material and labour expenses of \$1,053,442 which is offset by a forecast reduction in wages and salary expenses of \$902,086.
 - An increase in Regional Development contract material and labour expenses of \$195,640 which is partially offset by a forecast reduction in wages and salaries of \$110,789.
 - These increases are partially offset by a reduction in forecast Contract Expenses for various Corporate Services activities (\$67,068) and Environmental Services activities (\$33,550).
3. Year to date Material Expenses of \$762,701 is \$318,022 (29.43%) below the year to date budget of \$1,080,723. Part of the variance relates to a lower than budgeted expenditure in the Rehabilitation of Class III Cells (\$17,251), Remediation of contaminated soils (\$20,000), Class III Cell - Supply and Maintain Intermediate/Daily Cover (\$10,307). Other projects from Waste Services contribute a further \$86,608 to the variance. Additional variances include Governance and Corporate Services activities (\$124,902), Environmental Services projects (\$36,456) and Regional Development projects (\$20,958).

There were no further significant Operating Expenditure variances as at 31 May 2013.

*Other Revenues and Expenses (Net)	<i>Year to Date</i>	A favourable variance of \$1,086,434 (18.70%).
	<i>End of Year Forecast</i>	An unfavourable variance of \$1,512,290 (17.44%).

Other Revenues and Expenses variances previously reported to Council:

1. The decrease in year end Operating Grant Income (\$2,250,000) is attributable to an operating grant from AusIndustry relating to the Hazelmere Resource Recovery Park Pyrolysis project that was budgeted but now will not be directly received by the EMRC.
 2. Year to date Proceeds from Sale of Assets is \$90,407 (23.27%) below the year to date budget provision of \$388,452. This relates specifically to the timing of vehicles budgeted for change over during the 2012/2013 financial year that have not as yet attained the specified criteria for change over, together with lower than budgeted proceeds received for the sale of vehicles sold by auction during the year.
-



Item 14.2 continued

3. Year to date Salary Expenses is \$73,019 (26.01%) below the budget of \$280,786 and is forecast to be \$64,855 (20.78%) below the annual budget provision of \$312,116 by year end. This variance is due to the timing of recruiting for a vacant staff position and a lower than budgeted staff utilisation by the Resource Recovery Project. The vacant position has been filled at the end of January 2013.
4. Year to date Contract Expenses is \$347,248 (50.78%) below the budget of \$683,869 and is forecast to be \$102,000 (13.61%) below the annual budget provision of \$749,600 by year end. This relates to the timing of Resource Recovery Project consultancy contracts which will be carried forward to the 2013/2014 financial year.
5. Year to date Miscellaneous Expenses of \$45,319 is \$53,490 (54.13%) below the year to date budget of \$98,809. The full year Miscellaneous Expenses has been forecast to be \$32,500 (31.08%) below the annual budget of \$104,555. This variance relates to a lower than budgeted cost of the Resource Recovery Project Study Tour which was undertaken in October 2012.
6. The total change in Fair Value of Investments for the period ending 31 May 2013 and as at year end is a net gain of \$919,052. This is attributable to the disposal of CDO's in October 2012.

Unrealised gains or losses represent a fair market value measurement of the financial instruments during the period in which they are held, i.e. marked to market. It should be noted that actual gains or losses on financial instruments will not be realised until such time as the individual investments are sold.

No budget provision was included in the original budget as it is not possible to budget for an unrealised gain or loss from the change in fair value of investments. These valuations are dictated by market factors and as such a budget provision cannot be ascertained.

There were no further significant Other Revenues and Expenses variances as at 31 May 2013.

Capital Expenditure Statement (refer Attachment 2)

<u>Capital Expenditure</u>	<i>Year to Date</i>	A favourable variance of \$9,665,048.
	<i>End of Year Forecast</i>	A favourable variance of \$4,137,596.

Capital Expenditure variances:

A favourable variance of \$9,665,048 exists as at 31 May 2013 when compared to the year to date capital expenditure budget provision of \$22,900,544. The year to date budget provisions are used as a guide only as expenditure of a capital nature is undertaken as and when required.

Major capital expenditure to 31 May 2013 includes:

- Purchase Waste Management Land - Red Hill Waste Disposal Site (\$6,712,821);
 - Construct Class III Cell Farm Stage 2 - Red Hill Landfill Facility (\$2,190,408);
 - Purchase/Replace Plant - Red Hill Waste Management Facility (\$1,769,003);
 - Purchase/Replace Plant - Hazelmere (\$554,757);
 - Leachate Project - Red Hill Landfill Facility (\$441,779);
 - Purchase of Vehicles - Ascot Place (\$345,556);
 - Purchase Fire Fighting System/Equipment - Hazelmere (\$303,383);
 - Purchase/Replace Minor Plant & Equipment - Red Hill Waste Management Facility (\$222,146);
 - Purchase of Vehicles - Red Hill Waste Management Facility (\$154,812); and
 - Construct Hardstand and Road - Hazelmere (\$139,276).
-



Item 14.2 continued

The full year Capital Expenditure has been forecast to be below the annual budget by \$4,137,596 (17.18%).

Significant variances to current capital budgets are attributable to:

- A reduction of \$3,024,000 for the construction of the pyrolysis structure, inclusive of infrastructure, plant and equipment costs, at the Hazelmere site which will be carried forward into the 2013/2014 financial year. This is attributable to the protracted nature in the grant application process with AusIndustry and the need to defer the timing of this expenditure until the grant is received.
- A reduction of \$600,000 for the construction of the C & I Building (\$450,000) and the weighbridge (\$150,000) associated with the Resource Recovery Park project at the Hazelmere site which will be carried forward into the 2013/2014 financial year. This is attributable to the need to obtain quotations for the design work and to conduct an audit of the waste stream.
- A reduction of \$450,000 for the construction of a water storage dam at the Red Hill Waste Disposal Facility with the capital expenditure being carried forward into the 2013/2014 financial year. The water storage dam was originally planned to be sited to the east of the current landfill, but, following the acquisition of Lots 8, 9 and 10 at Red Hill, a redesign is required to ensure access to the water within those lots.
- A reduction of \$150,000 for the construction of a Class III leachate pond at the Red Hill Waste Disposal Facility with the capital expenditure being carried forward into the 2013/2014 financial year. The construction of the proposed leachate pond has been deferred until the effectiveness of the floating covers project has been determined.
- An increase of \$131,618 for capital expenditure for works associated with the leachate project at the Red Hill Waste Disposal Facility as a result of tenders that were received for the manufacture and installation of floating leachate pond covers that were higher than the budget provision. This was previously reported to Council at its 6 December 2012 meeting (Ref: Committees-14954).
- A reduction of \$130,000 for the construction of siltation ponds at the Red Hill Waste Disposal Facility with the capital expenditure being carried forward into the 2013/2014 financial year. The construction of the siltation pond has been deferred until the Red Hill Farm Stage 2 Class III Cell has been completed.
- An increase of \$123,000 for the purchase of land at the Red Hill Waste Management Facility. This variance relates to the Deed of Call interest payment costs associated with the purchase of Lots 8, 9 and 10 at Red Hill. It was budgeted that settlement would occur in September 2012. This is offset by the interest earned on the principal up to the settlement date in December 2012.

Statement of Financial Position (refer Attachment 3)

The Statement of Financial Position shows the overall impact of actual balances compared with budget provisions and end of year forecasts for operating and capital works activities.

It has been forecast that Total Equity as at 30 June 2013 will be below the original budget of \$89,340,530 by \$1,180,048.

Statement of Cash and Investments (refer Attachment 4)

The level of cash and investments in the Municipal fund as at 31 May 2013 is \$13,895,629 and Restricted Assets amount to \$40,035,163. This figure is net of cumulative unrealised losses of \$601,485 which have been provided for in this amount.

The net movement for the month is an increase of \$719,826.

Investment Report (refer Attachment 5)

Term deposits which matured in the month of May 2013 were reinvested into further term deposits together with additional surplus funds.



Item 14.2 continued

STRATEGIC/POLICY IMPLICATIONS

Key Result Area 4 - Good Governance

- 4.3 To provide responsible and accountable governance and management of the EMRC
- 4.4 To continue to improve financial and asset management practices

FINANCIAL IMPLICATIONS

As outlined in the attached financial reports.

SUSTAINABILITY IMPLICATIONS

Nil

ATTACHMENT(S)

1. Statement of Comprehensive Income by Nature and Type (Ref: Committees-15818)
2. Capital Expenditure Statement (Ref: Committees-15819)
3. Statement of Financial Position (Ref: Committees-15820)
4. Statement of Cash and Investments (Ref: Committees-15821)
5. Investment Report (Ref: Committees-15822)

VOTING REQUIREMENT

Simple Majority

RECOMMENDATION(S)

That Council receives the Statement of Comprehensive Income, Capital Expenditure Statement, Statement of Financial Position, Statement of Cash and Investments and the Investment Report for the period ended 31 May 2013.

COUNCIL RESOLUTION(S)

MOVED CR ZANNINO

SECONDED CR FÄRDIG

THAT COUNCIL RECEIVES THE STATEMENT OF COMPREHENSIVE INCOME, CAPITAL EXPENDITURE STATEMENT, STATEMENT OF FINANCIAL POSITION, STATEMENT OF CASH AND INVESTMENTS AND THE INVESTMENT REPORT FOR THE PERIOD ENDED 31 MAY 2013.

CARRIED UNANIMOUSLY



STATEMENT OF COMPREHENSIVE INCOME

Nature and Type

Year to Date

MAY 2013

Full Year

Year to Date			Full Year				
Actual	Budget	Variance		Forecast	Budget	Variance	
Operating Income							
(\$32,505,542)	(\$33,042,569)	(\$537,027)	(U)	User Charges	(\$36,424,617)	(\$35,972,544)	\$452,073 (F)
(\$337,275)	(\$359,051)	(\$21,776)	(U)	Special Charges	(\$354,861)	(\$391,680)	(\$36,819) (U)
(\$629,958)	(\$612,260)	\$17,698	(F)	Contributions	(\$644,893)	(\$655,113)	(\$10,220) (U)
(\$807,537)	(\$1,180,316)	(\$372,779)	(U)	Operating Grants	(\$1,359,993)	(\$1,434,588)	(\$74,595) (U)
(\$442,561)	(\$218,473)	\$224,088	(F)	Interest Municipal Cash Investments	(\$355,596)	(\$238,334)	\$117,262 (F)
(\$758,452)	(\$831,349)	(\$72,897)	(U)	Reimbursements	(\$962,140)	(\$927,282)	\$34,858 (F)
(\$996,813)	(\$1,535,172)	(\$538,359)	(U)	Other	(\$1,754,108)	(\$1,743,837)	\$10,271 (F)
(\$36,478,138)	(\$37,779,190)	(\$1,301,052)	(U)	Total Operating Income	(\$41,856,208)	(\$41,363,378)	\$492,830 (F)
Operating Expenditure							
\$6,877,155	\$8,245,203	\$1,368,048	(F)	Salary Expenses	\$8,099,375	\$9,157,202	\$1,057,827 (F)
\$4,298,477	\$6,117,907	\$1,819,430	(F)	Contract Expenses	\$8,548,955	\$7,356,790	(\$1,192,165) (U)
\$762,701	\$1,080,723	\$318,022	(F)	Material Expenses	\$1,156,758	\$1,198,814	\$42,056 (F)
\$220,657	\$234,401	\$13,744	(F)	Utility Expenses	\$252,128	\$255,582	\$3,454 (F)
\$755,156	\$712,426	(\$42,730)	(U)	Fuel Expenses	\$775,028	\$777,328	\$2,300 (F)
\$17,345	\$14,014	(\$3,331)	(U)	Finance Fees and Interest Expenses	\$19,650	\$15,300	(\$4,350) (U)
\$254,078	\$238,799	(\$15,279)	(U)	Insurance Expenses	\$262,903	\$255,252	(\$7,651) (U)
\$5,115,131	\$5,556,573	\$441,442	(F)	Depreciation Expenses	\$6,073,840	\$6,062,103	(\$11,737) (U)
\$11,619,606	\$11,861,431	\$241,825	(F)	Miscellaneous Expenses	\$12,989,495	\$12,948,600	(\$40,895) (U)
\$54,714	\$61,262	\$6,548	(F)	Provision Expenses	\$111,870	\$122,526	\$10,656 (F)
(\$253,058)	(\$280,294)	(\$27,236)	(U)	Costs Allocated	(\$289,507)	(\$309,590)	(\$20,083) (U)
\$29,721,962	\$33,842,445	\$4,120,483	(F)	Total Operating Expenditure	\$38,000,495	\$37,839,907	(\$160,588) (U)
(\$6,756,176)	(\$3,936,745)	\$2,819,431	(F)	OPERATING RESULT FROM NORMAL ACTIVITIES	(\$3,855,713)	(\$3,523,471)	\$332,242 (F)
Surplus	Surplus				Surplus	Surplus	

- Notes:
1. User Charges - include member Councils and casual users pertaining to waste, risk management and environmental services fees and charges;
 2. Special Charges - Waste Education Levy;
 3. Contributions - member Councils' contributions to projects and services;
 4. Operating Grants - grant income predominantly from government agencies; and
 5. Miscellaneous Expenses - includes the Landfill Levy expense of \$8,626,025 as at 31 May 2013.

Operating Income and Expenditure relates to the ordinary operations of the organisation.
 Other Revenues and Expenses relates to the Resource Recovery Project, interest from cash reserves and disposal of assets.

(F) denotes Favourable variance and (U) denotes Unfavourable variance



STATEMENT OF COMPREHENSIVE INCOME Nature and Type

Year to Date			MAY 2013			Full Year		
Actual	Budget	Variance		Forecast	Budget	Variance		
Other Revenues								
(\$5,020,336)	(\$5,148,040)	(\$127,704)	(U)	Secondary Waste Charge	(\$5,322,672)	(\$5,590,416)	(\$267,744)	(U)
\$0	\$0	\$0	(F)	Operating Grants	\$0	(\$2,250,000)	(\$2,250,000)	(U)
(\$1,789,166)	(\$1,955,547)	(\$166,381)	(U)	Interest Restricted Cash Investments	(\$2,016,098)	(\$2,133,360)	(\$117,262)	(U)
(\$719)	(\$44)	\$675	(F)	Reimbursements	(\$50)	(\$50)	\$0	(F)
(\$298,045)	(\$388,452)	(\$90,407)	(U)	Proceeds from Sale of Assets	(\$690,226)	(\$690,226)	\$0	(F)
(\$7,108,266)	(\$7,492,083)	(\$383,817)	(U)	Total Other Revenues	(\$8,029,046)	(\$10,664,052)	(\$2,635,006)	(U)
Other Expenses								
\$207,767	\$280,786	\$73,019	(F)	Salary Expenses	\$247,261	\$312,116	\$64,855	(F)
\$336,621	\$683,869	\$347,248	(F)	Contract Expenses	\$647,600	\$749,600	\$102,000	(F)
\$18,556	\$24,717	\$6,161	(F)	Material Expenses	\$24,456	\$27,050	\$2,594	(F)
\$1,943	\$2,926	\$983	(F)	Utility Expenses	\$2,500	\$3,200	\$700	(F)
\$1,069	\$2,134	\$1,065	(F)	Insurance Expenses	\$1,250	\$2,337	\$1,087	(F)
\$9,092	\$10,725	\$1,633	(F)	Depreciation Expenses	\$11,720	\$11,720	\$0	(F)
\$45,319	\$98,809	\$53,490	(F)	Miscellaneous Expenses	\$72,055	\$104,555	\$32,500	(F)
\$256,163	\$343,852	\$87,689	(F)	Carrying Amount of Assets Disposed Of	\$525,293	\$525,138	(\$155)	(U)
\$253,808	\$233,719	(\$20,089)	(U)	Costs Allocated	\$254,507	\$254,590	\$83	(F)
\$1,130,338	\$1,681,537	\$551,199	(F)	Total Other Expenses	\$1,786,642	\$1,990,306	\$203,664	(F)
Realised/Unrealised (Gain)/Loss From Change in Fair Value of Investments								
\$21,862	\$0	(\$21,862)	(U)	Unrealised (Gain)/Loss	\$21,862	\$0	(\$21,862)	(U)
(\$940,914)	\$0	\$940,914	(F)	Realised (Gain)/Loss	(\$940,914)	\$0	\$940,914	(F)
(\$919,052)	\$0	\$919,052	(F)	Total (Gain)/Loss from change in Fair Value of Investments	(\$919,052)	\$0	\$919,052	(F)
(\$6,896,980)	(\$5,810,546)	\$1,086,434	(F)	OPERATING RESULT FROM OTHER ACTIVITIES	(\$7,161,456)	(\$8,673,746)	(\$1,512,290)	(U)
Surplus	Surplus				Surplus	Surplus		
(\$13,653,156)	(\$9,747,291)	\$3,905,865	(F)	CHANGE IN NET ASSETS FROM OPERATIONS	(\$11,017,169)	(\$12,197,217)	(\$1,180,048)	(U)
Surplus	Surplus				Surplus	Surplus		



CAPITAL EXPENDITURE STATEMENT

MAY 2013

Year to Date			Full Year		
Actual	Budget	Variance	Forecast	Budget	Variance

On (F) = Favourable variation
Order (U) = Unfavourable variation

Governance and Corporate Services

\$345,556	\$470,811	\$125,255 (F)	\$92,205	Purchase Vehicles - Ascot Place (24440/00)	\$513,617	\$513,617	\$0 (F)
\$78,536	\$45,463	(\$33,073) (U)	\$0	Purchase Furniture Fittings & Equipment - Corporate Services (24510/01)	\$49,600	\$49,600	\$0 (F)
\$52,998	\$573,300	\$520,302 (F)	\$12,209	Purchase Information Technology & Communication Equipment (24550/00)	\$645,000	\$665,600	\$20,600 (F)
\$36,364	\$18,326	(\$18,038) (U)	\$0	Purchase Art Works (24620/00)	\$40,000	\$20,000	(\$20,000) (U)
\$57,091	\$90,563	\$33,472 (F)	\$6,344	Capital Improvement Administration Building - Ascot Place (25240/01)	\$95,161	\$98,800	\$3,639 (F)
\$3,639	\$0	(\$3,639) (U)	\$0	Upgrade Security Equipment - Ascot Place (25530/01)	\$3,639	\$0	(\$3,639) (U)
\$574,183	\$1,198,463	\$624,280 (F)	\$110,758		\$1,347,017	\$1,347,617	\$600 (F)



23
CAPITAL EXPENDITURE STATEMENT

MAY 2013

Year to Date									Full Year		
Actual	Budget	Variance		On Order	(F) = Favourable variation (U) = Unfavourable variation	Forecast	Budget	Variance			

Environmental Services

\$0	\$1,826	\$1,826	(F)	\$0	Purchase Office Equipment - Environmental Services (24510/05)	\$1,000	\$2,000	\$1,000	(F)
\$0	\$1,375	\$1,375	(F)	\$0	Purchase Office Furniture and Fittings - Environmental Services (24610/05)	\$1,000	\$1,500	\$500	(F)
\$0	\$3,201	\$3,201	(F)	\$0		\$2,000	\$3,500	\$1,500	(F)

Regional Development

\$0	\$913	\$913	(F)	\$0	Purchase Office Equipment - Regional Development (24510/04)	\$1,000	\$1,000	\$0	(F)
\$0	\$913	\$913	(F)	\$0	Purchase Office Furniture and Fittings - Regional Development (24610/04)	\$1,000	\$1,000	\$0	(F)
\$0	\$1,826	\$1,826	(F)	\$0		\$2,000	\$2,000	\$0	(F)

Risk Management

\$0	\$451	\$451	(F)	\$0	Purchase Office Equipment - Risk Management (24510/06)	\$500	\$500	\$0	(F)
\$0	\$451	\$451	(F)	\$0	Purchase Office Furniture and Fittings - Risk Management (24610/06)	\$500	\$500	\$0	(F)
\$0	\$902	\$902	(F)	\$0		\$1,000	\$1,000	\$0	(F)

Resource Recovery

\$0	\$30,000	\$30,000	(F)	\$0	Resource Recovery Park - Land (24150/05)	\$0	\$30,000	\$30,000	(F)
\$0	\$400,000	\$400,000	(F)	\$0	Construct and Commission Resource Recovery Park - C & I Building (24259/04)	\$50,000	\$500,000	\$450,000	(F)



CAPITAL EXPENDITURE STATEMENT

MAY 2013

Year to Date				On (F) = Favourable variation Order (U) = Unfavourable variation	Full Year		
Actual	Budget	Variance	Forecast		Budget	Variance	

Resource Recovery

\$0	\$210,400	\$210,400	(F)	\$0	Construct and Commission Resource Recovery Park - Pyrolysis Building (24259/05)	\$0	\$263,000	\$263,000	(F)
\$0	\$120,000	\$120,000	(F)	\$0	Construct and Commission Resource Recovery Park - Weighbridges (x2) (24392/02)	\$0	\$150,000	\$150,000	(F)
\$28,604	\$508,800	\$480,196	(F)	\$8,502	Construct and Commission Resource Recovery Park - Site Infrastructure (24399/01)	\$35,000	\$636,000	\$601,000	(F)
\$0	\$1,728,000	\$1,728,000	(F)	\$0	Purchase Resource Recovery Park Pyrolysis - Plant & Equipment (24410/03)	\$0	\$2,160,000	\$2,160,000	(F)
\$0	\$1,826	\$1,826	(F)	\$0	Purchase Office Equipment - Resource Recovery (24510/07)	\$1,000	\$2,000	\$1,000	(F)
\$0	\$1,826	\$1,826	(F)	\$68	Purchase Other Equipment - Resource Recovery (24590/07)	\$500	\$2,000	\$1,500	(F)
\$3,352	\$4,576	\$1,224	(F)	\$0	Purchase Office Furniture and Fittings - Resource Recovery (24610/07)	\$2,500	\$5,000	\$2,500	(F)
\$31,957	\$3,005,428	\$2,973,471	(F)	\$8,570		\$89,000	\$3,748,000	\$3,659,000	(F)

Waste Management

\$6,712,821	\$6,619,015	(\$93,806)	(U)	\$0	Purchase Waste Management Land (24150/02)	\$6,742,015	\$6,619,015	(\$123,000)	(U)
\$0	\$10,000	\$10,000	(F)	\$0	Purchase Waste Management Land - Hazelmere (24150/04)	\$10,000	\$10,000	\$0	(F)
\$80	\$98,886	\$98,806	(F)	\$0	Construct Waste Management Facility Buildings - Red Hill Landfill Facility (24250/01)	\$167,772	\$98,886	(\$68,886)	(U)
\$4,100	\$78,000	\$73,900	(F)	\$0	Construct Waste Management Facility Buildings - Hazelmere (24250/02)	\$78,000	\$78,000	\$0	(F)



25
CAPITAL EXPENDITURE STATEMENT

MAY 2013

Year to Date						Full Year		
Actual	Budget	Variance		On Order	(F) = Favourable variation (U) = Unfavourable variation	Forecast	Budget	Variance
Waste Management								
\$0	\$8,000	\$8,000	(F)	\$0		\$8,000	\$8,000	\$0 (F)
\$0	\$16,400	\$16,400	(F)	\$0		\$16,400	\$16,400	\$0 (F)
\$0	\$100,000	\$100,000	(F)	\$0		\$100,000	\$100,000	\$0 (F)
\$300	\$20,000	\$19,700	(F)	\$0		\$20,000	\$20,000	\$0 (F)
\$0	\$5,000	\$5,000	(F)	\$0		\$5,000	\$5,000	\$0 (F)
\$12,750	\$12,750	\$0	(F)	\$0		\$12,750	\$12,750	\$0 (F)
\$2,190,408	\$4,144,800	\$1,954,392	(F)	\$517,879		\$4,144,800	\$4,144,800	\$0 (F)
\$0	\$270,000	\$270,000	(F)	\$0		\$270,000	\$270,000	\$0 (F)
\$0	\$150,000	\$150,000	(F)	\$0		\$0	\$150,000	\$150,000 (F)
\$441,779	\$415,000	(\$26,779)	(U)	\$94,183		\$546,618	\$415,000	(\$131,618) (U)
\$0	\$130,000	\$130,000	(F)	\$0		\$0	\$130,000	\$130,000 (F)
\$0	\$100,000	\$100,000	(F)	\$0		\$100,000	\$100,000	\$0 (F)
\$0	\$60,500	\$60,500	(F)	\$0		\$60,500	\$60,500	\$0 (F)



CAPITAL EXPENDITURE STATEMENT

MAY 2013

Year to Date			On Order	(F) = Favourable variation (U) = Unfavourable variation	Full Year		
Actual	Budget	Variance			Forecast	Budget	Variance

Waste Management

\$0	\$485,000	\$485,000	(F)	\$0	Construct Roads / Carparks - Red Hill Landfill Facility (24370/00)	\$485,000	\$485,000	\$0	(F)
\$9,040	\$500,000	\$490,960	(F)	\$33,695	Construct Water Storage Dams - Red Hill Landfill Facility (24393/00)	\$50,000	\$500,000	\$450,000	(F)
\$0	\$100,000	\$100,000	(F)	\$0	Construct Perimeter Fencing - Red Hill Landfill Facility (24394/00)	\$100,000	\$100,000	\$0	(F)
\$0	\$50,000	\$50,000	(F)	\$21,927	Construct Litter Fence - Red Hill Farm (24394/04)	\$50,000	\$50,000	\$0	(F)
\$0	\$175,000	\$175,000	(F)	\$0	Construct Greenwaste Processing Area - Red Hill Landfill Facility (24395/00)	\$175,000	\$175,000	\$0	(F)
\$139,276	\$286,175	\$146,899	(F)	\$69,515	Construct Hardstand and Road - Hazelmere (24395/01)	\$286,175	\$286,175	\$0	(F)
\$0	\$48,846	\$48,846	(F)	\$0	Construct Monitoring Bores - Red Hill Landfill Facility (24396/00)	\$48,846	\$48,846	\$0	(F)
\$0	\$0	\$0	(F)	\$0	Construct Perimeter Bunds - Red Hill Landfill Facility (24397/00)	\$120,000	\$120,000	\$0	(F)
\$0	\$70,000	\$70,000	(F)	\$0	Washdown bay Upgrade - Red Hill Landfill Facility (24399/04)	\$70,000	\$70,000	\$0	(F)
\$0	\$30,000	\$30,000	(F)	\$0	Truck Washdown Bay for Member Councils - Red Hill Landfill Facility (24399/05)	\$30,000	\$30,000	\$0	(F)
\$1,769,003	\$1,776,500	\$7,497	(F)	\$0	Purchase / Replace Plant - Red Hill Landfill Facility (24410/00)	\$1,776,500	\$1,776,500	\$0	(F)
\$554,757	\$1,454,788	\$900,031	(F)	\$79,244	Purchase / Replace Plant - Hazelmere (24410/01)	\$1,503,779	\$1,503,779	\$0	(F)
\$0	\$75,000	\$75,000	(F)	\$0	Purchase Bagging Plant for Mulch/Compost (24410/02)	\$75,000	\$75,000	\$0	(F)
\$222,146	\$241,300	\$19,154	(F)	\$40,308	Purchase / Replace Minor Plant and Equipment-Red Hill Landfill Facility (24420/00)	\$263,586	\$263,586	\$0	(F)



27
CAPITAL EXPENDITURE STATEMENT

MAY 2013

Year to Date					Full Year			
Actual	Budget	Variance	On Order	(F) = Favourable variation (U) = Unfavourable variation	Forecast	Budget	Variance	
Waste Management								
\$28,659	\$27,500	(\$1,159)	(U)	\$4,283	Purchase / Replace Minor Plant and Equipment - Hazelmere (24420/02)	\$30,000	\$30,000	\$0 (F)
\$58,870	\$64,400	\$5,530	(F)	\$5,500	Purchase Minor Plant and Equipment - Cardboard Recycling Project (24420/03)	\$142,100	\$142,100	\$0 (F)
\$154,812	\$145,770	(\$9,042)	(U)	\$0	Purchase / Replace Vehicles - Red Hill Landfill Facility (24430/00)	\$145,770	\$145,770	\$0 (F)
\$0	\$550	\$550	(F)	\$0	Purchase / Replace Office Equipment - Engineering / Waste Management (24510/02)	\$550	\$550	\$0 (F)
\$0	\$12,666	\$12,666	(F)	\$0	Purchase / Replace Office Equipment - Red Hill Landfill Facility (24510/08)	\$19,000	\$19,000	\$0 (F)
\$303,383	\$371,360	\$67,977	(F)	\$12,878	Purchase Fire Fighting System/Equipment - Hazelmere (24520/07)	\$371,360	\$371,360	\$0 (F)
\$0	\$1,000	\$1,000	(F)	\$0	Purchase / Replace Fire Fighting Equipment - Red Hill Landfill Facility (24520/08)	\$1,000	\$1,000	\$0 (F)
\$567	\$143,600	\$143,033	(F)	\$0	Purchase / Replace Security System - Red Hill Waste Management Facility (24530/08)	\$143,600	\$143,600	\$0 (F)
\$0	\$11,000	\$11,000	(F)	\$0	Purchase / Replace Security System - Hazelmere (24530/10)	\$11,000	\$11,000	\$0 (F)
\$10,408	\$283,150	\$272,742	(F)	\$1,432	Purchase / Replace Other Equipment - Red Hill Landfill Facility (24590/00)	\$283,150	\$283,150	\$0 (F)
\$14,359	\$2,000	(\$12,359)	(U)	\$0	Purchase / Replace Miscellaneous Equipment - Hazelmere (24590/02)	\$12,000	\$2,000	(\$10,000) (U)
\$408	\$3,000	\$2,592	(F)	\$0	Purchase/Replace Other Equipment - Engineering and Waste Management (24590/03)	\$3,000	\$3,000	\$0 (F)



CAPITAL EXPENDITURE STATEMENT

MAY 2013

Year to Date						Full Year			
Actual	Budget	Variance		On Order	(F) = Favourable variation (U) = Unfavourable variation	Forecast	Budget	Variance	
Waste Management									
\$0	\$3,500	\$3,500	(F)	\$0	Purchase Office Furniture and Fittings-Engineering and Waste Management (24610/03)	\$3,500	\$3,500	\$0	(F)
\$1,081	\$5,768	\$4,687	(F)	\$0	Purchase / Replace Office Furniture and Fittings - Red Hill Landfill Facility (24610/08)	\$5,768	\$5,768	\$0	(F)
\$349	\$1,500	\$1,151	(F)	\$0	Purchase Office Furniture and Fittings-Hazelmere (24610/10)	\$1,500	\$1,500	\$0	(F)
\$0	\$1,000	\$1,000	(F)	\$0	Purchase Miscellaneous Furniture and Fittings - Red Hill Education Programme (24690/01)	\$1,000	\$1,000	\$0	(F)
\$0	\$2,000	\$2,000	(F)	\$0	Refurbish Environmental Education Centre - Redhill Landfill Facility (25253/00)	\$2,000	\$2,000	\$0	(F)
\$0	\$80,000	\$80,000	(F)	\$0	Refurbish Waste Transfer Station Building - Red Hill Landfill Facility (25259/01)	\$0	\$80,000	\$80,000	(F)
\$0	\$0	\$0	(F)	\$9,450	Refurbish Plant - Red Hill Landfill Facility (25410/00)	\$20,000	\$20,000	\$0	(F)
\$12,629,357	\$18,690,724	\$6,061,367	(F)	\$890,294		\$18,512,039	\$18,988,535	\$476,496	(F)
\$13,235,496	\$22,900,544	\$9,665,048	(F)	\$1,009,622	TOTAL CAPITAL EXPENDITURE	\$19,953,056	\$24,090,652	\$4,137,596	(F)



Attachment 3 to Council Item 18 July 2013 Item 14.2

29
STATEMENT OF FINANCIAL POSITION
MAY 2013

Actual June 2012	Actual Year to Date	(F) = Favourable variation (U) = Unfavourable variation	Full Year		
			Forecast	Budget	Variance
Current Assets					
\$4,614,448	\$4,342,796	Cash and Cash Equivalents	\$3,706,709	\$3,688,839	\$17,870 (F)
\$43,144,608	\$49,587,997	Investments	\$41,854,766	\$38,913,852	\$2,940,914 (F)
\$2,930,193	\$3,412,284	Trade and Other Receivables	\$2,930,193	\$2,930,193	\$0 (F)
\$44,528	\$57,394	Inventories	\$44,528	\$44,528	\$0 (F)
\$108,495	\$212,571	Other Assets	\$108,495	\$108,495	\$0 (F)
\$50,842,271	\$57,613,042	Total Current Assets	\$48,644,690	\$45,685,906	\$2,958,784 (F)
Current Liabilities					
\$4,251,981	\$2,859,450	Trade and Other Payables	\$4,251,981	\$4,251,981	\$0 (F)
\$1,190,512	\$1,190,512	Provisions	\$1,206,095	\$1,206,095	\$0 (F)
\$5,442,493	\$4,049,962	Total Current Liabilities	\$5,458,076	\$5,458,076	\$0 (F)
\$45,399,778	\$53,563,080	Net Current Assets	\$43,186,614	\$40,227,830	\$2,958,784 (F)
Non Current Assets					
\$9,255,511	\$16,361,346	Land	\$16,007,526	\$15,914,526	\$93,000 (F)
\$4,870,225	\$4,708,212	Buildings	\$5,152,136	\$5,879,889	(\$727,753) (U)
\$10,102,339	\$7,842,527	Structures	\$13,968,422	\$15,328,167	(\$1,359,745) (U)
\$8,070,794	\$8,675,065	Plant	\$9,403,456	\$11,563,456	(\$2,160,000) (U)
\$538,428	\$455,633	Equipment	\$1,610,140	\$1,622,198	(\$12,058) (U)
\$148,164	\$187,429	Furniture and Fittings	\$185,984	\$168,916	\$17,068 (F)
\$412,861	\$3,023,218	Work in Progress	\$412,861	\$412,861	\$0 (F)
\$33,398,321	\$41,253,430	Total Non Current Assets	\$46,740,524	\$50,890,012	(\$4,149,488) (U)
Non Current Liabilities					
\$1,654,786	\$4,020,041	Provisions	\$1,766,656	\$1,777,312	\$10,656 (F)
\$1,654,786	\$4,020,041	Total Non Current Liabilities	\$1,766,656	\$1,777,312	\$10,656 (F)
\$77,143,313	\$90,796,469	Net Assets	\$88,160,482	\$89,340,530	(\$1,180,048) (U)
Equity					
\$32,442,815	\$32,442,815	Accumulated Surplus/Deficit	\$32,442,815	\$32,442,815	\$0 (F)
\$44,700,498	\$44,700,498	Cash Backed Reserves	\$44,700,498	\$44,700,498	\$0 (F)
\$0	\$13,653,156	Net change in assets from operations	\$11,017,169	\$12,197,217	(\$1,180,048) (U)
\$77,143,313	\$90,796,469	Total Equity	\$88,160,482	\$89,340,530	(\$1,180,048) (U)



MAY 2013

Actual June 2012	Actual Year to Date	(F) = Favourable variation (U) = Unfavourable variation	Full Year		
			Forecast	Budget	Variance
Municipal Cash and Investments					
4,611,198	4,339,546	Cash at Bank - Municipal Fund 01001/00	3,703,459	3,685,589	17,870 (F)
1,250	1,250	Cash on Hand - Ascot Place 01019/00	1,250	1,250	0 (F)
200	200	Cash on Hand - Walliston/Mathieson & Coppin Road Transfer Stations 01019/01	200	200	0 (F)
1,800	1,800	Cash on Hand - Red Hill / Hazelmere 01019/02	1,800	1,800	0 (F)
1,051,499	9,552,833	Investments - Municipal Fund 02021/00	635,871	768,627	(132,755) (U)
5,665,946	13,895,629	Total Municipal Cash	4,342,580	4,457,465	(114,885) (U)
Restricted Cash and Investments					
1,211,123	1,265,983	Restricted Investments - Plant and Equipment 02022/01	107,141	107,138	3 (F)
1,697,942	1,774,853	Restricted Investments - Site Rehabilitation Red Hill 02022/02	1,889,978	1,889,977	0 (F)
2,913,350	133,677	Restricted Investments - Future Development 02022/03	280,812	199,812	81,000 (F)
526,688	550,545	Restricted Investments - Environmental Monitoring Red Hill 02022/04	551,808	551,808	0 (F)
195,912	204,786	Restricted Investments - Environmental Insurance Red Hill 02022/05	168,770	168,770	0 (F)
12,071	12,617	Restricted Investments - Risk Management 02022/06	12,649	12,649	0 (F)
362,862	379,299	Restricted Investments - Class IV Cells Red Hill 02022/07	440,104	438,690	1,414 (F)
17,913	18,725	Restricted Investments - Regional Development 02022/08	20,196	210,564	(190,368) (U)
33,522,665	31,979,478	Restricted Investments - Secondary Waste Processing 02022/09	36,103,620	34,797,053	1,306,567 (F)
3,517,865	3,677,211	Restricted Investments - Class III Cells 02022/10	1,481,582	1,612,433	(130,851) (U)
60,945	63,706	Restricted Investments - Building Refurbishment (Ascot Place) 02022/11	63,862	63,862	0 (F)
0	(115,340)	Restricted Investments - Accrued Interest 02022/19	0	0	0 (F)
(2,607,389)	(601,485)	Restricted Investments - Unrealised Loss/Gain on Investments 02022/20	(601,485)	(2,607,389)	2,005,904 (F)
661,162	691,110	Restricted Investments - Long Service Leave 02022/90	699,858	699,858	0 (F)
42,093,109	40,035,163	Total Restricted Cash	41,218,894	38,145,225	3,073,669 (F)
47,759,055	53,930,792	TOTAL CASH AND INVESTMENTS	45,561,474	42,602,690	2,958,784 (F)

The Cash at Bank - Municipal Fund represents the balance on the last day of the relevant month. Any portion of the balance available for investment is transferred into the Investment - Municipal Fund account in the following period. Funds held in the Cash at Bank - Municipal Fund continue to accrue interest as per the Westpac commercial rates.

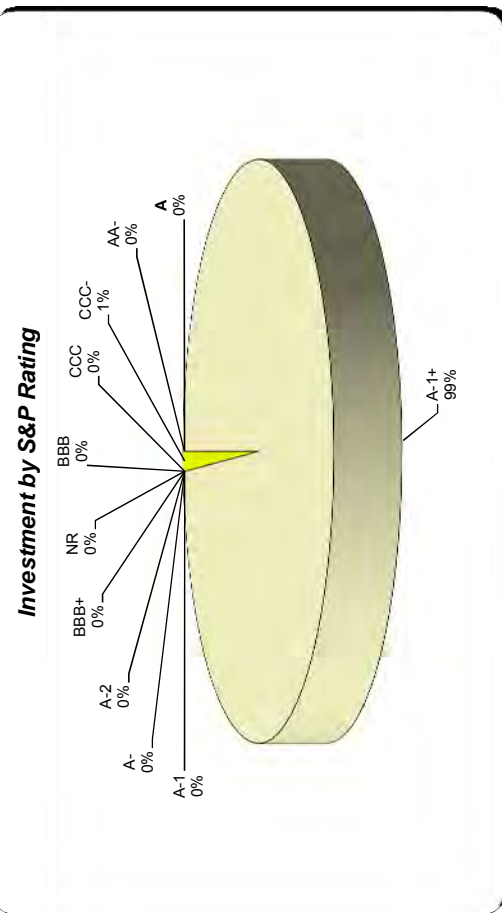
Investment Report Including CDOs

I. Overall Portfolio Limits

S&P Long Term Rating	S&P Short Term Rating	% Portfolio	Investment Maximum %	Comments
AAA	A-1+	98.79%	100%	
AA	A-1	0.00%	100%	
CCC and less		1.21%	0%	Policy Breached ¹
		<u>100.00%</u>		

Notes

1. Policy breach above relates to the Lehman Brothers CDO investment

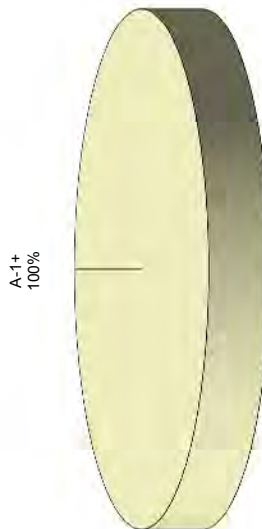


Investment Report Excluding CDOs

I. Overall Portfolio Limits

S&P Long Term Rating	S&P Short Term Rating	% Portfolio	Investment Maximum %	Comments
AAA	A-1+	100.00%	100%	
AA	A-1	0.00%	100%	
CCC and less		0.00%	0%	
		<u>100.00%</u>		

Investment by S&P Rating (excluding CDOs)



Investment Report Including CDOs

Investment Report Excluding CDOs

II. Single Entity Exposure

II. Single Entity Exposure

	% Portfolio	Comments
ANZ Banking Group	4.03%	
Bankwest	2.02%	
ING Bank	34.27%	
NAB	23.18%	
Westpac / St. George Bank	35.28%	
Lehman Brothers	1.21%	Policy breached ²
	<u>100.00%</u>	

	% Portfolio	Comments
ANZ Banking Group	4.08%	
Bankwest	2.04%	
ING Bank	34.69%	
NAB	23.47%	
Westpac / St. George Bank	35.71%	
	<u>100.00%</u>	

Notes

2. Policy breach above relates to the Lehman Bros CDO investment

III. Term to Maturity Framework

III. Term to Maturity Framework

Maturity Profile	Investment Policy Guidelines		Comments	
	% Portfolio	% Min		% Max
Less Than 1 Year	98.89%	40.00%	100.00%	
Greater Than 3 Years	1.11%	0.00%	0.00%	Policy breached ³
	<u>100.00%</u>			

Maturity Profile	Investment Policy Guidelines		Comments	
	% Portfolio	% Min		% Max
Less Than 1 Year	100.00%	40.00%	100.00%	
Greater Than 3 Years	0.00%	0.00%	0.00%	
	<u>100.00%</u>			

Notes

3. Policy breach above relates to the Lehman Bros CDO investment

NB: This report is consistent with the reporting requirements of the Policy 3.3 - Management of Investments Policy



14.3 MEMBERS' AND CHAIRMAN'S ATTENDANCE FEES AND ALLOWANCES

REFERENCE: COMMITTEES-15809

PURPOSE OF REPORT

To review the attendance fees and allowances of the Chairman, Deputy Chairman, Members and Deputies to Members.

KEY ISSUES AND RECOMMENDATION(S)

- The Salaries and Allowances Tribunal (SAT) has released its determination of fees, allowances and expenses for Local Government elected council members.
- This is the first independent determination of fees, allowances and expenses which were set in 1996 and last adjusted in 2005.
- The Department of Local Government and Communities has recommended that all local governments conduct a review of fees, allowances and expenses as soon as possible in the 2013/2014 financial year to ensure that these amounts are consistent with current SAT determinations.
- While the existing EMRC fees and allowances are within the SAT determinations, Council may wish to review the amounts paid to Councillors and Deputy Councillors.

Recommendation(s)

That Council, by absolute majority, in accordance with section 5.98, 5.98A and 5.99 of the *Local Government Act 1995*, determines the amount to be paid for Council and Committee meeting attendance fees and the Chairman and Deputy Chairman's annual local government allowance effective from 1 July 2013 as follows:

	EMRC FEES
Annual Fee - Members (other than Chairman)	\$_____ per annum
Annual Fee - Chairman	\$_____ per annum
Council Attendance Fee - Deputies of Members	\$_____ per meeting
Annual Local Government Allowance - Chairman	\$_____ per annum
Annual Local Government Allowance - Deputy Chairman	25% of amount payable to Chairman

SOURCE OF REPORT

Chief Executive Officer
Director Corporate Services
Manager Administration & Compliance

BACKGROUND

Section 5.63(1)(c) of the Local Government Act 1995 (the Act) states that interests relating to fees, reimbursement of expenses or an allowance to which S 5.98, 5.98A, 5.99, 5.99A, 5.100 or 5.101(2) refers, do not have to be disclosed i.e. those relating to Councillors, Deputy Councillors and payments for committee members, etc.



Item 14.3 continued

In accordance with EMRC Policy 1.3 *Members' and Chairman's Fees and Allowances* (Attachment), payments are made as follows:

"1. *That payments be made as follows:*

- *To members, other than the Chairman, an annual fee for attending meetings (s5.99);*
- *To the Chairman, an annual fee for attending meetings (s5.99);*
- *To the Chairman, an annual local government allowance (s5.98(5));*
- *To the Deputy Chairman, an annual local government allowance of 25% of the amount payable to the Chairman (s5.98A);*
- *To deputies of members when the deputy is deputising for a member at a meeting the prescribed maximum fee payable to a member for attending a meeting (s5.98(1))."*

The current Member's and Chairman's fees are as follows:

	EMRC Fees
Annual Fee - Members (other than Chairman)	\$7,000 per annum
Annual Fee - Chairman	\$14,000 per annum
Attendance Fee - Deputies of Members	\$140 per meeting
Annual Local Government Allowance - Chairman	\$6,000 per annum
Annual Local Government Allowance - Deputy Chairman	25% of amount payable to Chairman

REPORT

The Salaries and Allowances Tribunal (SAT) has completed its review of fees, allowances and expenses for elected council members of Local Governments throughout Western Australia and has now made its determinations. The determinations, which will operate from 1 July 2013, establish a scale of payments and provisions for reimbursement of expenses in accordance with the *Local Government Act 1995* (the Act) and the *Local Government (Administration) Regulations 1996*.

Per the Department of Local Government and Communities Circular No. 16-2013, these determinations must be used by local governments as the basis for setting fees and allowances payable to elected members from 1 July 2013.

Local governments were previously advised via Ministerial Circular 04-2013 that the Local Government (Administration) Amendment Regulations 2012 (the Regulations) would come into operation after the end of June. On 1 July 2013, the Regulations will remove the current prescribed amounts for elected member meeting attendance fees and allowances. These prescribed amounts will be replaced by a requirement to comply with the SAT determinations.

As a result, the EMRC is conducting a review of fees, allowances and expenses to ensure that these amounts are consistent with current SAT determinations albeit all existing EMRC fees and allowances are within the SAT determinations.

1. Councillor and Deputy Councillor Meeting Attendance Fees

In accordance with Council Policy 1.3 Member's and Chairman's Fees and Allowances and pursuant to section 5.99 of the Act, the EMRC pays councillors a set annual fee for attending meetings. The EMRC Establishment Agreement provides for each participant to appoint one of its members to deputise for either of its EMRC members in the event that they are unable to attend a meeting of the EMRC. Under the current policy, Deputies of Members are being paid the prescribed maximum fee for a member when the Deputy is deputising for a member at a council meeting.



Item 14.3 continued

The current EMRC payments to Councillors and Deputy Councillors are within the range of the SAT determination.

The following table compares the current EMRC payments that have been adopted by Council to the range allowable under the Act for a regional local government:

	Current EMRC fees	SAT determined range	
		Minimum	Maximum
Annual Fee – members (other than Chairman)	\$7,000 per annum	\$1,750 per annum	\$10,000 per annum
Annual Fee – Chairman	\$14,000 per annum	\$1,750 per annum	\$15,000 per annum
Council Attendance fee – Deputies of Members	\$140 per meeting	\$88 per meeting	\$225 per meeting

2. Chairman and Deputy Chairman Annual Allowance

Pursuant to section 5.98(5) of the Act, the chairman of a regional local government is entitled, in addition to any fees or reimbursement of expenses payable under section 5.98(1) or (2), to be paid the annual allowance set by the regional local government.

The percentage determined for a deputy chairman is 25 per cent of the amount payable to the chairman for the purposes of section 5.98A(1) of the Act.

The current allowances paid to the Chairman and Deputy Chairman are within the range of the SAT determination. The following table compares the current allowances adopted by Council to the range allowable determined by SAT for a regional local government:

	Current EMRC fees	SAT determined range	
		Minimum	Maximum
Annual allowance - Chairman	\$6,000 per annum	\$500 per annum	\$19,000 per annum
Annual allowance – Deputy Chairman	25% equivalent to \$1,500 per annum	25% equivalent to \$125 per annum	25% equivalent to \$4,750 per annum

It is recommended that Council determines the amount to be paid for the annual meeting fees for Councillors and the meeting fee payable to Deputy Councillors as well as the Chairman and Deputy Chairman's annual local government allowance.

Per the directive from the Department of Local Government and Communities, any amendments made to elected member fees, allowances and expenses resulting from a review will apply from 1 July 2013 to ensure compliance with the Regulations.



Item 14.3 continued

STRATEGIC/POLICY IMPLICATIONS

EMRC Policy 1.3 Members' and Chairman's Fees, Expenses and Allowances Policy.

FINANCIAL IMPLICATIONS

The Annual Budget provides for the payment of members' fees, expenses and allowances as indicated within the report.

SUSTAINABILITY IMPLICATIONS

Nil

MEMBER COUNCIL IMPLICATIONS

Member Council	Implication Details
Town of Bassendean	} Nil direct implication
City of Bayswater	
City of Belmont	
Shire of Kalamunda	
Shire of Mundaring	
City of Swan	

ATTACHMENT(S)

EMRC Policy 1.3 Members' and Chairman's Fees and Allowances Policy
(Ref: Committees-15865)

VOTING REQUIREMENT

Absolute majority

RECOMMENDATION

That Council, by absolute majority, in accordance with section 5.98, 5.98A and 5.99 of the *Local Government Act 1995*, determines the amount to be paid for Council and Committee meeting attendance fees and the Chairman and Deputy Chairman's annual local government allowance effective from 1 July 2013 as follows:

	EMRC FEES
Annual Fee - Members (other than Chairman)	\$_____ per annum
Annual Fee - Chairman	\$_____ per annum
Council Attendance Fee - Deputies of Members	\$_____ per meeting
Annual Local Government Allowance - Chairman	\$_____ per annum
Annual Local Government Allowance - Deputy Chairman	25% of amount payable to Chairman



Item 14.3 continued

Cr Radford explained that by setting all attendance fees and allowances to the maximum, it would obviate the need to seek Council approval each time the Salaries and Allowances Tribunal (SAT) determined new fees.

COUNCIL RESOLUTION

MOVED CR RADFORD

SECONDED CR ZANNINO

THAT COUNCIL, BY ABSOLUTE MAJORITY, IN ACCORDANCE WITH SECTION 5.98, 5.98A AND 5.99 OF THE *LOCAL GOVERNMENT ACT 1995*, DETERMINES THE AMOUNT TO BE PAID FOR COUNCIL AND COMMITTEE MEETING ATTENDANCE FEES AND THE CHAIRMAN AND DEPUTY CHAIRMAN'S ANNUAL LOCAL GOVERNMENT ALLOWANCE EFFECTIVE FROM 1 JULY 2013 AS FOLLOWS:

	EMRC FEES
ANNUAL FEE - MEMBERS (OTHER THAN CHAIRMAN)	MAXIMUM
ANNUAL FEE - CHAIRMAN	MAXIMUM
COUNCIL ATTENDANCE FEE - DEPUTIES OF MEMBERS	MAXIMUM
ANNUAL LOCAL GOVERNMENT ALLOWANCE - CHAIRMAN	MAXIMUM
ANNUAL LOCAL GOVERNMENT ALLOWANCE - DEPUTY CHAIRMAN	MAXIMUM

CARRIED BY AN ABSOLUTE MAJORITY 12/0



1.3 Members' and Chairman's Fees and Allowances Policy

STRATEGIC PLAN OBJECTIVE

4.6 To provide responsible and accountable governance and management of the EMRC

PURPOSE

To establish the fees and allowances that will be paid to the Chairman, Deputy Chairman, council members and deputy council members.

LEGISLATION

Local Government Act (1995) s5.98 - 5.99A

Local Government (Administration) Regulations 1996, Reg. 30, 33, 33A and 34.

POLICY STATEMENT

1. That payments be made as follows:
 - To members, other than the Chairman, an annual fee for attending meetings (s5.99);
 - To the Chairman, an annual fee for attending meetings (s5.99);
 - To the Chairman, an annual local government allowance (s5.98(5));
 - To the Deputy Chairman, an annual local government allowance of 25% of the amount payable to the Chairman (s5.98A);
 - To deputies of members when the deputy is deputising for a member at a meeting the prescribed maximum fee payable to a member for attending a meeting (s5.98(1)).
2. That the policy of quarterly payments in arrears be applied so that the above payments are made to the Chairman, Deputy Chairman and members at intervals of approximately 3 months during his or her term of office with the last payment becoming payable on the day prior to the next ordinary local government elections.
3. That the fees and allowances payable to the Chairman, Deputy Chairman and members be reviewed, each second year when the terms of office of members expire, in conjunction with the adoption of the annual budget.



FINANCIAL CONSIDERATIONS

Nil

Adopted/Reviewed by Council

1. 03 July 1997
2. 22 July 1999
3. 28 June 2001
4. 02 May 2002
5. 26 June 2003
6. 20 May 2004
7. 23 February 2006
8. 18 September 2008
9. 23 September 2010

Next Review

Following the Ordinary Elections in 2013

Responsible Unit

Governance and Corporate Services



14.4 CLOSURE OF EMRC FACILITIES FOR THE CHRISTMAS/NEW YEAR PERIOD 2013/2014

REFERENCE: COMMITTEES-15833

PURPOSE OF REPORT

The purpose of this report is to seek approval from Council for the closure of EMRC facilities over the 2013/2014 Christmas/New Year period.

KEY ISSUES AND RECOMMENDATION(S)

- In previous years the Ascot Place Administration Office has closed over the Christmas/New Year period.
- Waste Management Facilities have closed for a more limited period of time over the Christmas/New Year period in previous years.

Recommendation(s)

That Council approves:

1. The Ascot Place Administration Office being closed from 5pm Friday 20 December 2013 and on each day thereafter until it re-opens on Monday 6 January 2014.
2. The Hazelmere Recycling Centre being closed from 3pm Monday 23 December 2013 and on each day thereafter until it is re-opened on Monday 6 January 2014.
3. The Red Hill Waste Management Facility being closed on Christmas Day (Wednesday 25 December 2013) and New Year's Day (Wednesday 1 January 2014).
4. The Coppin Road and Mathieson Road Transfer Stations (Shire of Mundaring) being closed on Christmas Day (Wednesday 25 December 2013), Boxing Day (Thursday 26 December 2013) and New Year's Day (Wednesday 1 January 2014).
5. The advertising of the Christmas and New Year closure times for the EMRC facilities.

SOURCE OF REPORT

Director Corporate Services
 Manager Human Resources

BACKGROUND

Council at its meeting on 8 December 1994 resolved that the Red Hill Waste Management Facility close on Christmas Day, New Year's Day and Good Friday of each year. Consequently over the Christmas/New Year period, the Red Hill Waste Management Facility was closed on Christmas Day and New Year's Day.

It has been the practice in previous years to also close the Ascot Place Administration Office during the Christmas and New Year period and to close the Hazelmere Recycling Centre between Christmas Day and New Year's Day.

In 2012/2013, the Ascot Place Administration Office was closed from Friday 21 December 2012 and re-opened on Wednesday 2 January 2013. The Hazelmere Recycling Centre was closed from Friday 21 December 2012 and re-opened on Wednesday 2 January 2013.

In consultation with the Shire of Mundaring, the Coppin Road and Mathieson Road Transfer Stations were closed on Christmas Day, Boxing Day, and New Year's Day over the past two years.



Item 14.4 continued

REPORT

Christmas and New Year's Day represent an opportune time for Ascot Place administration staff to take extended leave to spend time with their families or take an extended holiday especially with the Council recess over the December/January period.

As Christmas and New Year's Day this year both fall in the middle of the week (Wednesday), it presents an ideal time, from a leave management perspective, for Ascot Place Administration to reduce their leave liability with minimum impact on productivity and service delivery.

Consequently, it is proposed that the Ascot Place Administration Office be closed from 5pm on Friday 20 December 2013 and re-open on Monday 6 January 2014. As most enquires during this period of closure would relate to waste disposal and can be best handled at the Red Hill Waste Management Facility, it is considered that clients and/or the general public will not be inconvenienced by this arrangement.

As it is not feasible to close the Hazelmere Recycling Centre for 7 working days, it is proposed that the Hazelmere Recycling Centre be closed from 3pm on Monday 23 December 2013 and re-open on Monday 6 January 2014.

EMRC officers would be required to make appropriate leave arrangements during this period utilising time in lieu, annual leave, or accrued rostered days off. Christmas Day, Boxing Day and New Year's Day public holidays will be observed on Wednesday 25 December 2013, Thursday 26 December 2013 and Wednesday 1 January 2014 respectively.

The EMRC Council resolved that the Red Hill Waste Management Facility close on Christmas Day, New Year's Day and Good Friday of each year at its meeting on 8 December 1994. It is proposed that this continues with the Red Hill Waste Management Facility being closed on Christmas Day (Wednesday 25 December 2013) and New Year's Day (Wednesday 1 January 2014) for the upcoming Christmas/New Year period.

The EMRC operates the Coppin Road and Mathieson Road Transfer Stations on behalf of the Shire of Mundaring. In consultation with the Shire of Mundaring and in accordance with the Site Management Agreement, the Transfer Stations will be closed on Christmas Day (Wednesday 25 December 2013), Boxing Day (Thursday 26 December 2013) and New Year's Day (Wednesday 1 January 2014) for the Christmas period 2013/2014.

STRATEGIC/POLICY IMPLICATIONS

Key Result Area 4 – Good Governance

- 4.2 To manage partnerships and relationships with stakeholders
- 4.3 To provide responsible and accountable governance and management of the EMRC

FINANCIAL IMPLICATIONS

Nil

SUSTAINABILITY IMPLICATIONS

Nil



Item 14.4 continued

Member Council	Implication Details
Town of Bassendean	} Nil
City of Bayswater	
City of Belmont	
Shire of Kalamunda	
Shire of Mundaring	Christmas Closure dates for transfer stations as outlined within report
City of Swan	Nil

ATTACHMENT(S)

Nil

VOTING REQUIREMENT

Simple Majority

RECOMMENDATION(S)

That Council approves:

1. The Ascot Place Administration Office being closed from 5pm Friday 20 December 2013 and on each day thereafter until it re-opens on Monday 6 January 2014.
2. The Hazelmere Recycling Centre being closed from 3pm Monday 23 December 2013 and on each day thereafter until it is re-opened on Monday 6 January 2014.
3. The Red Hill Waste Management Facility being closed on Christmas Day (Wednesday 25 December 2013) and New Year's Day (Wednesday 1 January 2014).
4. The Coppin Road and Mathieson Road Transfer Stations (Shire of Mundaring) being closed on Christmas Day (Wednesday 25 December 2013), Boxing Day (Thursday 26 December 2013) and New Year's Day (Wednesday 1 January 2014).
5. The advertising of the Christmas and New Year closure times for the EMRC facilities.



Item 14.4 continued

COUNCIL RESOLUTION(S)

MOVED CR ZANNINO

SECONDED CR FÄRDIG

THAT COUNCIL APPROVES:

1. THE ASCOT PLACE ADMINISTRATION OFFICE BEING CLOSED FROM 5PM FRIDAY 20 DECEMBER 2013 AND ON EACH DAY THEREAFTER UNTIL IT RE-OPENS ON MONDAY 6 JANUARY 2014.
2. THE HAZELMERE RECYCLING CENTRE BEING CLOSED FROM 3PM MONDAY 23 DECEMBER 2013 AND ON EACH DAY THEREAFTER UNTIL IT IS RE-OPENED ON MONDAY 6 JANUARY 2014.
3. THE RED HILL WASTE MANAGEMENT FACILITY BEING CLOSED ON CHRISTMAS DAY (WEDNESDAY 25 DECEMBER 2013) AND NEW YEAR'S DAY (WEDNESDAY 1 JANUARY 2014).
4. THE COPPIN ROAD AND MATHIESON ROAD TRANSFER STATIONS (SHIRE OF MUNDARING) BEING CLOSED ON CHRISTMAS DAY (WEDNESDAY 25 DECEMBER 2013), BOXING DAY (THURSDAY 26 DECEMBER 2013) AND NEW YEAR'S DAY (WEDNESDAY 1 JANUARY 2014).
5. THE ADVERTISING OF THE CHRISTMAS AND NEW YEAR CLOSURE TIMES FOR THE EMRC FACILITIES.

CARRIED UNANIMOUSLY



14.5 ITEMS CONTAINED IN THE INFORMATION BULLETIN

REFERENCE: COMMITTEES-15800

The following items are included in the Information Bulletin, which accompanies the Agenda.

1 WASTE MANAGEMENT SERVICES

1.1 UPDATE ON THE CARBON PRICE (Ref: Committees-15829)

RECOMMENDATION

That Council notes the items contained in the Information Bulletin.

COUNCIL RESOLUTION

MOVED CR ZANNINO

SECONDED CR FÄRDIG

THAT COUNCIL NOTES THE ITEMS CONTAINED IN THE INFORMATION BULLETIN.

CARRIED UNANIMOUSLY



INFORMATION BULLETIN

Accompanying the
Ordinary Meeting of Council Agenda

18 July 2013

COUNCIL INFORMATION BULLETIN

18 July 2013

(REF: COMMITTEES-15800)

TABLE OF CONTENTS

1 WASTE SERVICES	1
1.1 UPDATE ON THE CARBON PRICE (Ref: Committees-15829)	1



1 WASTE SERVICES

1.1 UPDATE ON THE CARBON PRICE

REFERENCE: COMMITTEES-15829

PURPOSE OF REPORT

To inform the Technical Advisory Committee of an article from “Inside Waste” regarding future carbon pricing.

KEY ISSUE(S)

- The future of the Carbon Pricing Mechanism (CPM) is dependent on the outcome of the federal election on 14 September 2013.
- The Coalition has committed to repeal the clean energy legislation that enacted the CPM.
- There are consequential implications of a repeal of the CPM to the waste sector.

SOURCE OF REPORT

Acting Director Waste Services

BACKGROUND

Information Bulletin item 1.1 of the 17 November 2011 TAC agenda provided an update on the implications of the Carbon Price on the EMRC’s waste management operations (Ref: Committees-13328).

REPORT

An article by Damon Jones, Eliza de Wit and Noni Shannon from the June 2013 “Inside Waste” journal is attached for information. It discusses the possible repeal of the carbon pricing mechanism under a future Coalition Government, implications for the waste sector, the direct action alternative of the Coalition and opportunities under the Carbon Farming Initiative.

STRATEGIC/POLICY IMPLICATIONS

Key Result Area 1 – Environmental Sustainability

- 1.1 To provide sustainable waste disposal operations
- 1.5 To contribute towards improved regional air, water and land quality and regional biodiversity conservation
- 1.6 To address climate change issues within the region

FINANCIAL IMPLICATIONS

Nil

SUSTAINABILITY IMPLICATIONS

The Federal Government believes the application of a Carbon Price will improve sustainability outcomes.



Item 1.1 continued

MEMBER COUNCIL IMPLICATIONS

Member Council	Implication Details
Town of Bassendean	} Nil
City of Bayswater	
City of Belmont	
Shire of Kalamunda	
Shire of Mundaring	
City of Swan	

ATTACHMENT(S)

Inside Waste - Implications of Carbon Price Repeal (Ref: Committees-15832)

Implications of a carbon price repeal

By Damon Jones, Elisa de Wit and Noni Shannon

THE future of the Carbon Pricing Mechanism (CPM) is largely dependent upon the outcome of the election on September 14.

The Coalition has committed itself to repealing the clean energy legislative package that enacted the CPM, with Opposition Leader Tony Abbott indicating "legislation to repeal the carbon tax will be the first piece of legislation the Coalition will introduce".

Labor, unsurprisingly, remains loyal to the CPM and Climate Change Minister Greg Combet has committed the party to refusing to ever support an Abbott government's attempt to repeal it.

This article considers the likely process and timing scenarios for a full repeal or amendment of the CPM and the consequential implications for the waste sector.

The politics and process of repeal

In our view, repealing the CPM is likely to be more difficult in practice than in theory. As has been widely identified, including by Bloomberg New Energy Finance, there are several parliamentary avenues for the Coalition to achieve its goal. All assume the Coalition is successful at the election:

- (1) The Coalition wins a majority in both the House of Representatives and the Senate;
- (2) The Coalition wins a majority in the House of Representatives and is able to achieve a majority in the Senate with the support of cross-benchers (ie the independents);
- (3) The Coalition wins a majority in the House of Representatives but fails to obtain control of the Senate, however Labor does not oppose the legislation repealing the CPM on the basis of the Coalition's election mandate; or
- (4) The Coalition holds the majority in the House of Representatives, but does not control the Senate and is required to go to a double dissolution election in order to repeal the CPM legislation.

The Coalition has indicated if it wins government it will have a repeal bill ready for consideration by Parliament within one month of "day one", which is presumably September 16.

Assuming it sticks to this deadline, the repeal bill would be ready on October 16 and could be introduced to Parliament on October 28.

How quickly could repeal happen?

Although the repeal bill could, in theory, be passed in both houses on



The September election will settle the parliamentary tactics around pricing carbon.

October 28, it is more likely to take several months given the controversial nature of the CPM, the complexity of the clean energy legislative package that underpins it and the significant impact that repeal would have.

There are also likely to be a number of procedural steps in the parliamentary process that slow down its passage, including possible referral to a standing or select committee, debate on the bill, the moving of amendments and time delays due to standing orders.

Even if the half-Senate election (on September 14) results in the Coalition gaining control of the Senate, this does not take effect until the newly elected senators take their seats on July 1, 2014, after half of the existing senators retire.

Therefore, the only scenario in which the repeal bill could be passed before the end of the 2013-14 CPM compliance year is if Labor accepts a new Coalition government has a mandate to repeal the CPM and agrees to support its passage.

In our view, a more likely scenario if the Coalition wins control of both the house and the Senate is that it will have to wait until the new Senate is formed before commencing the legislative process to introduce the repeal bill. This would mean that the CPM would remain in place until at least mid-2014.

In either scenario, we think it is likely to take several months for any repeal to become effective because there would need to be a transitional period put in place to allow businesses to get their affairs in order, given the significant impact of a repeal.

In particular, in our view it may be difficult for the Coalition to unwind the

CPM midway during a compliance year.

If the Coalition does not gain control of the Senate (or have the support of the cross-benchers) and Labor refuses to support the repeal bill, the remaining scenario for repeal is via a double dissolution election.

The fastest possible time frame for repeal via the double dissolution avenue is likely to be approximately 8-9 months from the election, but it could potentially extend several months longer than this. This would mean that a repeal would be unlikely to take place until some time during the 2014-15 CPM compliance year.

Other opportunities and obstacles

The challenges the Coalition faces with regard to the politics and process of repealing the CPM may mean a full repeal is not politically possible. There have been a number of mooted options as to how, and even whether, the Coalition could seek to amend the CPM so that it no longer had any legal effect.

Possible ways the Coalition could seek to alter or amend the CPM include:

- A) Removing the fixed price period and moving to flexible pricing before July 1, 2015;
- B) Increasing the liability emissions threshold so no entities are liable;
- C) Changing fixed price units to \$0;
- D) Reducing the unit shortfall charge to \$0;
- E) Over supplying carbon allowances;
- F) Setting the price ceiling to zero;
- G) Instructing the Clean Energy Regulator (CER) to halt implementation and enforcement of the CPM;
- F) Halting funding to the CER; or
- G) Not proceeding with auctions.

The majority of these options would require amendments to the *Clean Energy Act* or associated primary legislation. The few options that do not require legislative amendments, such as direction to the CER to halt implementation, would be counter to the objectives of the CE Act or related legislation and are therefore likely to be resisted.

On this basis, it would appear Labor, with the support of the Greens and the independents, has done a good job of producing an "Abbott-proof fence" and the CE Act has been well designed to protect the CPM against any significant amendment. There is no clean way for the Coalition to simply amend the CPM through regulation or legislative instruments so that it no longer functions as originally designed.

Therefore, the Coalition would need to pass primary legislation to amend the CE Act and would face the same political and timing hurdles as for the full repeal option.

The Direct Action alternative

Following the election the Coalition intends to implement its Direct Action Plan in place of the repealed CPM. The principal plank of Direct Action is the establishment of an Emissions Reduction Fund (ERF).

Through the ERF, the Coalition will invite businesses, through an auction process, to tender for projects that will reduce greenhouse emissions. The ERF will use the existing NGERs to determine proposed emissions reductions beyond overall base levels already determined by individual firms. It will also be possible for business, not already covered by NGERs, to opt-in to benefit from the fund.

More recently, Coalition climate change spokesman Greg Hunt has advised that the ERF will be distributed through the existing Carbon Farming Initiative (CFI) framework.

This will enable abatement action to be accredited through a similar process to the existing CFI methodologies. However, the intention is that more activities than are currently covered by the CFI will be able to participate. Such an example would be energy efficiency activities.

It is currently unclear how much more detail will be provided by the Coalition on its Direct Action policy prior to the election. The Coalition has stated it will undertake a White Paper policy development process if it is successful at the election.

Experience would indicate the steps associated with the development, consultation and subsequent legislative process will take some time, possibly at least six months.

Implications for the waste sector

First and foremost, liable entities under the CPM must ensure they continue to put in place arrangements to comply with the CE Act and associated legislation, such as the National Greenhouse and Energy Reporting Act.

In relation to landfill facilities that are liable entities under the CPM, the CER has recently confirmed that landfills will in most cases not be subject to the June 17 deadline to report interim emission numbers (IEN) and surrender Australian carbon units equivalent to 75% of their liability for 2012-13.

This is because an IEN is not required where a facility is expected to have less than 35,000 tonnes of carbon dioxide equivalent of "covered emissions" (ie non-legacy waste emissions) in a relevant compliance year, which will be the case for most if not all landfills in 2012-13.

Further, landfills are unlikely to have an IEN for the 2013-14 compliance year unless their covered emissions are over 35,000 tonnes for that year. Accordingly, the first surrender date for any landfill is likely to be February 2015. Whether this surrender date will ultimately take place will depend upon the various post-election scenarios outlined above.

The CE Act does not regulate the passing on of the carbon price or any associated costs to landfill customers. Accordingly, whether or not these costs can be passed on will usually be determined by the individual contractual

“ One avenue the waste sector may wish to explore with a new Coalition government is whether landfill projects under the CFI could be extended to recognise emissions from non-legacy waste.

arrangements with customers. Landfill owners and their customers will need to examine existing contracts to ascertain whether the contracts contemplate what should happen in the event of a repeal of the CPM. If no arrangements are included, appropriate amendments may be required.


Opportunities under the CFI

Although there is evidence that CFI activity is continuing to grow in the lead up to the election, the uncertainty about the CFI's form and place in the post-election climate change policy framework creates a number of challenges for businesses trying to include the CFI in their carbon response or investment strategies.

For waste sector participants, CFI opportunities mainly relate to projects involving the capture of landfill gas beyond regulatory baseline conditions or waste diversion activities that took place between July 1, 2010 and June 30, 2012.

Given the CPM currently provides the domestic compliance market for Australian carbon credit units (ACCU), a repeal or equivalent of the CPM is likely to impact on the demand and therefore the price of ACCUs in the Australian market. It is possible that the Coalition would become the sole buyer of ACCUs under its ERF, but the volume and prices associated with any such purchases are hard to predict without further details being known.

In the event the CPM is repealed after the election, one avenue the waste sector may wish to explore with a new Coalition government is whether landfill projects under the CFI could be extended to recognise emissions from non-legacy waste given that these would no longer be "covered emissions".

Elisa de Wit, Noni Shannon and Damon Jones are carbon law specialists with legal firm Norton Rose Australia. Contact elisa.dewit@nortonrose.com. 



ESSENTIAL ENVIRONMENTAL NEWS

WME's Business Environment Network (BEN) is an online news and information hub covering sustainable business and waste and water management.

BEN provides not just the critical news but opinion pieces from regular contributors, resources (including how-to guides and research reports) and deeper features.

BEN is divided into Business, Waste and Water hubs and updated daily, with each section having its own weekly newsletter.

Subscribe or sign up for a FREE TRIAL today at www.ben-global.com

For more information:

Phone: +61 8 6263 9100 Fax: +61 8 6263 9148

Email: subscriptions@aspermont.com

For advertising queries: advertising@aspermont.com



WME Business Environment Network



15 REPORTS OF COMMITTEES

15.1 TECHNICAL ADVISORY COMMITTEE MEETING HELD 4 JULY 2013

(REFER TO MINUTES OF COMMITTEE – YELLOW PAGES)

REFERENCE: COMMITTEES-15781

The minutes of the Technical Advisory Committee meeting held on **4 July 2013** accompany and form part of this agenda – (refer to yellow section of 'Minutes of Committees' for Council accompanying this Agenda).

QUESTIONS

The Chairman invited general questions from members on the report of the Technical Advisory Committee.

RECOMMENDATION

That with the exception of items, which are to be withdrawn and dealt with separately, Council adopts the recommendations in the Technical Advisory Committee report (Section 15.1).

The Chairman advised that as two of the items needed to be withdrawn, all items would be dealt with individually.

TECHNICAL ADVISORY COMMITTEE

MINUTES

4 July 2013

(REF: COMMITTEES-15781)

A meeting of the Technical Advisory Committee was held at the EMRC Administration Office, 1st Floor, 226 Great Eastern Highway, BELMONT WA 6104 on **Thursday, 4 July 2013**. The meeting commenced at **4:30pm**.

TABLE OF CONTENTS

1	DECLARATION OF OPENING AND ANNOUNCEMENT OF VISITORS	1
2	ATTENDANCE, APOLOGIES AND LEAVE OF ABSENCE PREVIOUSLY APPROVED	1
3	DISCLOSURE OF INTERESTS	1
4	ANNOUNCEMENT BY THE CHAIRMAN OR PERSON PRESIDING WITHOUT DISCUSSION	1
5	CONFIRMATION OF MINUTES OF PREVIOUS MEETINGS	2
	5.1 <i>MINUTES OF THE TECHNICAL ADVISORY COMMITTEE MEETING HELD ON 9 MAY 2013 (Ref: Committees-15616)</i>	
6	PRESENTATIONS	2
7	ANNOUNCEMENT OF CONFIDENTIAL MATTERS FOR WHICH THE MEETING MAY BE CLOSED TO THE PUBLIC	2
8	BUSINESS NOT DEALT WITH FROM A PREVIOUS MEETING	2
9	REPORTS OF OFFICERS	3
	9.1 <i>TENDER 2012/11 SUPPLY AND DELIVERY OF ALTERNATIVE DAILY COVER SLURRY DRY MIXES (Ref: Committees-15799)</i>	3
	9.2 <i>WASTE AND RECYCLE CONFERENCE SEPTEMBER 2013 (Ref: Committees-15812)</i>	8
	9.3 <i>AMENDMENTS TO THE 2013/2014 WASTE MANAGEMENT SCHEDULE OF FEES AND CHARGES (Ref: Committees-15841)</i>	21
	9.4 <i>ITEMS CONTAINED IN THE INFORMATION BULLETIN (Ref: Committees-15800)</i>	26
10	CONFIDENTIAL MATTERS FOR WHICH THE MEETING MAY BE CLOSED TO THE PUBLIC	27
11	GENERAL BUSINESS	27
12	FUTURE MEETINGS OF THE TECHNICAL ADVISORY COMMITTEE	27
13	DECLARATION OF CLOSURE OF MEETING	27



1 DECLARATION OF OPENING AND ANNOUNCEMENT OF VISITORS

The Chairman opened the meeting at 4:30pm.

2 ATTENDANCE, APOLOGIES AND LEAVE OF ABSENCE PREVIOUSLY APPROVED

Committee Members

Mr Jim Coten (Chairman)	Executive Manager Operations	City of Swan
Mr Simon Stewert-Dawkins (Deputy Chairman) (<i>from 4.32pm</i>)	Director Operational Services	Town of Bassendean
Mr Shane Purdy	Director Infrastructure Services	Shire of Mundaring
Mr Doug Pearson	Director Technical Services	City of Bayswater
Mr Ric Lutey	Director Technical Services	City of Belmont
Mr Peter Schneider	Chief Executive Officer	EMRC

Apologies

Mr Clayton Higham	Director Development and Infrastructure Services	Shire of Kalamunda
Mr Sam Assaad	Manager Infrastructure Services	Shire of Kalamunda

EMRC Officers

Mr Stephen Fitzpatrick	Acting Director Waste Services
Mr Hua Jer Liew	Director Corporate Services
Mr Johan Le Roux	Manager Waste Services
Gilbert Arlandoo	Civil Engineer
Ms Giulia Bono	Administration Officer (Minutes)

3 DISCLOSURE OF INTERESTS

Nil

4 ANNOUNCEMENT BY THE CHAIRMAN OR PERSON PRESIDING WITHOUT DISCUSSION

Nil



9 REPORTS OF OFFICERS

9.1 TENDER 2012/11 SUPPLY AND DELIVERY OF ALTERNATIVE DAILY COVER SLURRY DRY MIXES

REFERENCE: COMMITTEES-15799

PURPOSE OF REPORT

To advise Council of the results of the tender for the supply and delivery of alternative daily cover slurry dry mixes for the Red Hill Waste Management Facility, and recommend acceptance of the tender from Odour Control Systems International Limited.

KEY ISSUES AND RECOMMENDATION(S)

- A tender for the supply and delivery of alternative daily cover slurry dry mixes was advertised in the West Australian newspaper on 25 May 2013.
- Tenders closed on 7 June 2013. Two submissions were received.
- The tender called for the supply and delivery of alternative daily cover slurry dry mixes for the Red Hill Waste Management Facility.

Recommendations

That:

1. Council award Tender 2012/11 to Odour Control Systems International Limited for the period 19 July 2013 to 18 July 2016 in accordance with the table of charges in the attachment to this report with an option of two single year extensions, exercisable by the CEO subject to satisfactory performance.
2. The contract rates for Tender 2012/11 be adjusted annually using the Consumer Price Index for Perth for the March quarter.

SOURCE OF REPORT

Acting Director Waste Services
 Manager Engineering/Waste Services

BACKGROUND

For the last two and a half years Red Hill operations have been using an alternative daily cover to cover the exposed waste at the tip face at the end of each day. The alternative daily cover is less than 5mm thick and reduces the use of clay for cover material at a thickness of about 300mm, thus saving on landfill airspace.

Contract 2009-12, awarded to Odour Control Systems for the supply of and delivery of alternative daily cover slurry for the Red Hill Waste Management Facility recently came to an end of its term. As a result a new tender process had to be called.

REPORT

When the new tender specifications were developed it was decided to expand and also include intermediate cover as well as long term cover products. This will provide Red Hill operations with more flexibility with cover options that may last as long as two years and will not be restricted with the conventional daily cover that will only last up to 7 days.



Item 9.1 continued

Documents were prepared and a Request for Tender, RFT 2012-11, was advertised in the West Australian newspaper on 25 May 2013 and online at the EMRC Tenderlink Website. By the closing date of 7 June 2013, two submissions were received as follows:

- Shayler Pty Ltd at Fred Zarb Family Trust trading as Grass Growers; and
- Odour Control Systems International LTD (Australia).

Rates were submitted by both tenderers for the supply of dry mix material for (1) Daily Cover, (2) Intermediate Cover and (3) Long Term Cover.

The submissions were assessed based on the following assessment criteria:

- 1) Environmental impacts – The tenderer is to provide documentation regarding quality of rain water run-off, flammability of product, water permeability rate, and volatile organic carbon (VOC) suppression tests;
- 2) Health & Safety – The tenderer is to provide details so as to demonstrate that their products are not harmful to the environment as well as harmful or hazardous to operators handling the products;
- 3) Relevant Experience – The tenderer is to provide details regarding their assistance / involvement at other landfills where ADC products are used, as well as their capacity to supply products;
- 4) Suitability of Products – The tenderer is to demonstrate that ADC products on offer are suitable to be used with the EMRC's equipment;
- 5) Suitability of Products – Where applicable (and available) the product is to demonstrate low flammability, low (or nil) free water, vapour suppression capabilities, water permeability rates and toxicity characteristic leaching procedure (TCLP) tests and reports; and
- 6) Tendered Price.

An assessment on the qualitative criteria was carried out by a panel, with each panellist independently scoring the tenders according to the evaluation matrix. The evaluation resulted in identifying Odour Control Systems International Limited scoring highest in the overall ranking and the lowest priced tender.

Consequently, Odour Control Systems International Limited is recommended as the preferred tenderer.

STRATEGIC IMPLICATIONS

Key Result Area 1 – Environmental Sustainability

- 1.1 To provide sustainable waste disposal operations
- 1.4 To investigate leading edge waste management practices

Key Result Area 4 – Good Governance

- 4.4 To continue to improve financial and asset management practices

FINANCIAL IMPLICATIONS

On the operating budget for 2013/2014 an allowance of \$250,000 was made for the procurement of alternative daily cover material. Based on the number of bags of ProGaurd IIB and of fibre used during the 2012/2013 financial year and the tender prices received from Odour Control Systems International Limited, the budget of \$250,000 will be sufficient to cover the material procurement costs for 2013/2014.



Item 9.1 continued

SUSTAINABILITY IMPLICATIONS

Providing a daily cover for landfill waste is important to reduce the environmental impact of the waste disposal operations and is furthermore required by the EMRC's license conditions at Red Hill. Alternative daily cover consumes significantly less airspace and clay than conventional daily cover, therefore extending the life of the landfill.

MEMBER COUNCIL IMPLICATIONS

Member Council	Implication Details
Town of Bassendean	} Nil
City of Bayswater	
City of Belmont	
Shire of Kalamunda	
Shire of Mundaring	
City of Swan	

ATTACHMENT(S)

Supply and Delivery of Alternative Daily Cover Slurry Dry Mixes Schedule of Rates
 (Ref: Committees-15828)

VOTING REQUIREMENT

Simple Majority

Mr Stewart-Dawkins entered the meeting at 4.32pm.

RECOMMENDATION(S)

That:

1. Council award Tender 2012/11 to Odour Control Systems International Limited for the period 19 July 2013 to 18 July 2016 in accordance with the table of charges in the attachment to this report with an option of two single year extensions, exercisable by the CEO subject to satisfactory performance.
2. The contract rates for Tender 2012/11 be adjusted annually using the Consumer Price Index for Perth for the March quarter.



Item 9.1 continued

TAC RECOMMENDATION(S)

MOVED MR LUTEY

SECONDED MR PEARSON

That:

1. Council award Tender 2012/11 to Odour Control Systems International Limited for the period 19 July 2013 to 18 July 2016 in accordance with the table of charges in the attachment to this report with an option of two single year extensions, exercisable by the CEO subject to satisfactory performance.
2. The contract rates for Tender 2012/11 be adjusted annually using the Consumer Price Index for Perth for the March quarter.

CARRIED UNANIMOUSLY

COUNCIL RESOLUTION(S)

MOVED CR PULE

SECONDED CR LINDSEY

THAT:

1. COUNCIL AWARD TENDER 2012/11 TO ODOUR CONTROL SYSTEMS INTERNATIONAL LIMITED FOR THE PERIOD 19 JULY 2013 TO 18 JULY 2016 IN ACCORDANCE WITH THE TABLE OF CHARGES IN THE ATTACHMENT TO THIS REPORT WITH AN OPTION OF TWO SINGLE YEAR EXTENSIONS, EXERCISABLE BY THE CEO SUBJECT TO SATISFACTORY PERFORMANCE.
2. THE CONTRACT RATES FOR TENDER 2012/11 BE ADJUSTED ANNUALLY USING THE CONSUMER PRICE INDEX FOR PERTH FOR THE MARCH QUARTER.

CARRIED UNANIMOUSLY

Supply and Delivery of Alternative Daily Cover Slurry Dry Mixes Schedule of Rates

Mix - Dry material. Price includes delivery to Red Hill Waste Management Facility		Price Tendered (ex GST)	GST Component	Price Tendered (inc GST)
Description of bag contents	Standard bag size (kg)	per bag	10%	per bag
1. <u>Daily Cover Mix</u>				
1.1 ProGuard IIB	22.73	\$182.30	\$18.23	\$200.53
1.2 OCS B bags (fibre)	15	\$27.03	\$2.70	\$29.73
2. <u>Intermediate Cover Mix</u>				
2.1 ConCover SW	22.73	\$117.66	\$11.77	\$129.43
1.2 OCS B bags (fibre)	15	\$27.03	\$2.70	\$29.73
3. <u>Long Term Cover Mix</u>				
3.1 ConCover 180	22.73	\$72.51	\$7.25	\$79.76
3.2 OCS B bags (fibre)	15	\$27.03	\$2.70	\$29.73

* Additionally, a discount of 5% is offered on all invoices paid within 5 days of receipt of invoice by e-mail.



9.2 WASTE AND RECYCLE CONFERENCE SEPTEMBER 2013

REFERENCE: COMMITTEES-15812

PURPOSE OF REPORT

To advise Council of the upcoming Waste & Recycle 2013 conference being held in Fremantle on 10-13 September 2013 at The Esplanade Hotel, Fremantle.

KEY ISSUES AND RECOMMENDATION(S)

- The WA Waste & Recycle Conference is to be held in Fremantle between 10-13 September 2013.

Recommendation(s)

That:

1. Councillors and officers note the dates of the forthcoming conference.
2. Councillor(s) _____ be authorised to attend the WA Waste & Recycle 2013 Conference.
3. Two places be offered to the Waste Management Community Reference Group (WMCRG) in the event that some members may wish to attend.

SOURCE OF REPORT

Acting Director Waste Services

BACKGROUND

Advice has been received that the WA Waste and Recycle 2013 Conference is to be held between 10-13 September 2013 at The Esplanade Hotel Fremantle and that the theme of the conference is "Revolution in Roles and Responsibilities".

REPORT

The WA Waste & Recycle Conference is an annual event which caters to those involved in waste management, resource recovery and recycling. In 2012, five EMRC Councillors and one WMCRG member attended the Waste & Recycle Conference.

The theme for 2013 is "Revolution in Roles and Responsibilities". This will include topics on meeting and managing expectations, how to get commitment at a community, Local, State or Federal Government level, and managing difficult wastes. The preliminary programme is attached for information (Attachment 1).

Registration includes access to internal exhibition displays, the opportunity to hear three international and several interstate keynote speakers and networking opportunities over morning and afternoon tea breaks and lunch. Attendance also allows for participants to share experience and knowledge with peers on previous achievements and successes and network with others in the waste and recycling industry.



Item 9.2 continued

The tours and workshops this year include:

- Instant Waste's new C&D MRF;
- Dicom and WMRC tour;
- SMRC alternative waste;
- Tamala Park Landfill;
- Rottnest Island Tour;
- Swan Valley Tour;
- Waste 101 tour and workshop;
- Planning workshop; and
- Community expo.

The 2013 Waste and Recycle Conference will again feature a Waste Authority's breakfast and the keynote speakers include Bruce Howie (HDR (Energy from Waste consultants), USA), Dr Stuart Wagland (lecturer in renewable energy, Cranfield University, UK), Bea Johnson (author of Zero Waste Home, USA). There will also be a keynote speaker on extended producer responsibility and special guest speaker Dr Karl Kruszelnicki.

The conference programme covers a range of issues that are generally of interest to the EMRC. The 2013 conference assessment form is attached (Attachment 2) as is the conference registration form (Attachment 3).

STRATEGIC/POLICY IMPLICATIONS

Key Result Area 1 – Environmental Sustainability

- 1.1 To provide sustainable waste disposal operations
- 1.2 To improve regional waste management
- 1.3 To provide resource recovery and recycling solutions in partnership with member Councils
- 1.4 To investigate leading edge waste management practices

Two of the host organisations are WALGA and the WMAA. The EMRC supports both of these organisations by participating in their activities and by cooperating and sharing information with others.

FINANCIAL IMPLICATIONS

The expenditures for councillor and officer attendance at conferences are budgeted each year. Similarly, an allowance of \$3,000 is made each year in the Resource Recovery Budget for WMCRG members to attend local conferences and seminars.

SUSTAINABILITY IMPLICATIONS

Nil



Item 9.2 continued

MEMBER COUNCIL IMPLICATIONS

Member Council	Implication Details
Town of Bassendean	} Nil
City of Bayswater	
City of Belmont	
Shire of Kalamunda	
Shire of Mundaring	
City of Swan	

ATTACHMENT(S)

1. Conference Programme (Ref: Committees-15826)
2. Conference Assessment Form (Ref: Committees-15817)
3. Conference Registration Form (Ref: Committees-15827)

VOTING REQUIREMENT

Simple Majority

RECOMMENDATION(S)

That:

1. Councillors and officers note the dates of the forthcoming conference.
2. Councillors _____ be authorised to attend the W.A. Waste and Recycle 2013 Conference.
3. Two places be offered to the Waste Management Community Reference Group (WMCRG) in the event that some members may wish to attend.

TAC RECOMMENDATION(S)

MOVED MR PURDY

SECONDED MR LUTEY

That:

1. Councillors and officers note the dates of the forthcoming conference.
2. Councillors _____ be authorised to attend the W.A. Waste and Recycle 2013 Conference.
3. Two places be offered to the Waste Management Community Reference Group (WMCRG) in the event that some members may wish to attend.

CARRIED UNANIMOUSLY



Item 9.2 continued

COUNCIL RESOLUTION(S)

MOVED CR POWELL

SECONDED CR RADFORD

THAT:

1. COUNCILLORS AND OFFICERS NOTE THE DATES OF THE FORTHCOMING CONFERENCE.
2. COUNCILLOR(S) PULE, PITTAWAY, POWELL, AND FÄRDIG BE AUTHORISED TO ATTEND THE WA WASTE & RECYCLE 2013 CONFERENCE.
3. TWO PLACES BE OFFERED TO THE WASTE MANAGEMENT COMMUNITY REFERENCE GROUP (WMCRG) IN THE EVENT THAT SOME MEMBERS MAY WISH TO ATTEND.

CARRIED UNANIMOUSLY

Wednesday 11 September

Visit the Instant Waste Facility and view the new material recovery facility.

Instant Waste

HALF-DAY TOUR (AM offsite)



Tour of the DICOM facility (Anaerobic Digester) and Western Metropolitan Regional Council Transfer Station.

DICOM & WMRC Tour

HALF-DAY TOUR (PM offsite)



Southern Metropolitan Regional Council: Alternative Waste Treatment and Material Recovery Facility Tour. The Southern Metropolitan Regional Council new material recovery facility will be available for viewing. This tour also offers the opportunity to visit the existing alternative waste treatment facility.

SMRC Alternative Waste

HALF-DAY TOUR (AM offsite)



The Mindarie Regional Council (MRC) in Perth's northern corridor receives over 350,000 tonnes of waste each year at its state-of-the-art facilities. Join this half-day tour and see the impressive Tamala Park landfill operation. Included is a visit to the public recycling and hazardous waste collection centre, transfer station and the landfill site itself.

Tamala Park Landfill

HALF-DAY TOUR (AM offsite)

**Rottnest Island Tour**

ALL-DAY TOUR (offsite)
including partners



Rottnest Island, located a 25 minute ferry ride from Fremantle, is a class 'A' nature reserve. This tour offers you the opportunity to hear from the Rottnest Island Authority about the challenges of managing waste in a delicate natural environment and the issues with waste management in an island setting. This tour includes a return ferry trip to Fremantle, a presentation from the Rottnest Island Authority about waste management practices on the island and a guided tour of the island including major attractions. There will also be some free time to allow you to explore the island.
Warning: the ferry crossing can be rough at this time of year, if you suffer from sea sickness think carefully before signing up for this tour!

Swan Valley Tour

ALL-DAY TOUR (offsite)
including partners



Waste 101 Tour & Workshop

FULL-DAY TOUR Workshop (morning) onsite and
Tours (afternoon) offsite.



New to the industry or want a bit of a refresher? Then this is the session for you! This workshop and tour day long session will give you an overview of the many different aspects of the waste and recycling industry. The morning session is an onsite workshop covering the key waste and recycling concepts, legislation and issues.

The afternoon is a whirlwind tour of recycling and waste facilities which will showcase some great WA examples of infrastructure.

Planning Workshop

HALF-DAY WORKSHOP
(AM onsite)



© 2013 Keynote Conferences | [Email us](#)

Thursday 12 September

7.00am -8.30am	Waste Authority Breakfast	
8.30am	Welcome to Country Official Delegate Welcome Official Opening of the Conference by Minister Introduction to all Keynote Speakers	
9.00am	Bruce Howie (USA) HDR, Vice President, Professional Associate Practice Leader for Energy from Waste Consulting	
9.40am	EPR Speaker TBC	
10.20am	Morning Tea	served in the Trade Exhibition Halls
10.50am	Panel Session-New Roles in a New World	60 minutes of presentations from our Keynote Speakers and expert panel followed by 60 minutes of floor debates.
12.50pm	Lunch	1hr 10 mins
2.00pm	Panel Session Technology Options: Pick and Mix or Set and Forget One hour of presentations from Keynote Speaker Bruce Howie (USA) and other specialty speakers followed by 30 minutes of on-floor discussions. Expert Panel to include: Bruce Howie (USA) Dr Paul Vogel (EPA) Janelle Booth (APC) Other Panel members names to be advised.	Panel Session Public Participation: "Why should we care about waste?" One hour and ten minutes of presentations from Keynote Speaker Bea Johnson (USA) and other specialty speakers followed by twenty minutes of on-floor discussions. Expert Panel to include: Bea Johnson (USA) Marie-Louise Hunt (OWA) Richard PH James Mayor Simon Withers (Town of Cambridge) Taryn Beagley (SMRC) Other Panel members names to be advised.
3.30pm	Afternoon Tea	
4.00pm	Dedicated Trade Exhibition Display time including a happy hour.	Keynotes and Waste Authority available at tables in the trade exhibition for more in depth discussion.
5.00pm -7.00pm	Tropical Cocktail Function	

Waste & Recycle 2013 Revolution in Roles and Responsibilities

Program

Friday 13 September

8.30am	Welcome		
8.35am	Dr Stuart Wagland (UK) Cranfield University Lecturer in Renewable Energy from Waste in the Department of Environmental Science and Technology		
9.15am -9.55am	Bea Johnson (USA) Author of "Zero Waste Home" <i>Refuse, Reduce, Reuse, Recycle, Rot</i>		
10.00am	Morning Tea		
	Stream: Alternative Options	Stream: Revolution	Stream: Technical
10.30am	Stuart Wagland (UK) Keynote Speaker	Adam Johnson Garbologie <i>A world without waste</i>	Brendan Doherty Southern Metropolitan Regional Council <i>Source Separation; allocating responsibility to optimise the recovery of waste</i>
10.50am	Hamish Jolly Biogas Renewables Pty Ltd <i>Bioenergy from Commercial Food and Organic Waste-The Richgro Project Experience</i>	Jessica Sheehan Australian Packaging Covenant <i>China: Challenges and Opportunities for Australian Recycling</i>	Aimee Hynes Western Metropolitan Regional Council <i>Modelling the future: Learn without doing</i>
11.10am	Simone Cunningham & Anne Prince Zero Waste SA & APC <i>Optimum compaction of dry recyclables at kerbside - container deposit legislation makes the difference</i>	Kuda Mangwe <i>Leading your community online: Social Media Best practice for Local Government</i>	Chaminda Mendis City of Nedlands <i>Implementation of Three bin system at the City of Nedlands</i>
11.30am	Christian Reynolds University of South Australia <i>Estimating Australia's food waste generation in detail</i>	Rebecca Prince-Ruiz Western Metropolitan Regional Council <i>Plastic Free July; will you accept the Challenge?</i>	Kyle Boardman City of Mandurah <i>Case Study: Waste Compaction System at the Mandurah Waste Management Centre</i>
11.50am	David Love Electrical, Utilities & Public Administration Training Council Inc. <i>Workforce for the future</i>	I-Lyn Loo Department of Environment and Conservation <i>Review of the WARR Act</i>	Sharon Mitchell Greater Taree City Council <i>Managing Risks in Landfill Operations</i>
12.10pm	Lunch		
	Stream: Product Stewardship	Stream: Policy/regional	Stream: Local Govt/Technical
1.10pm	EPR Keynote Speaker	Marie-Louise Hunt Office of the Waste Authority <i>Engaging our communities: the role of the Waste Authority in communications on the waste journey</i>	Edward Kosior Nextek Ltd <i>Innovations in high-value recycling of post consumer plastics waste - European experience</i>
1.30pm	Mika Leandro Conservation Council of Western Australia (Inc.) <i>Recycle refunds the revolution in industries role and responsibilities when it comes to recycling</i>	Erica Olesson Net Balance <i>Getting the best out of your waste data</i>	Tony Kutra Envac Australia <i>Automated Waste Collection</i>

12.10pm	Lunch		
	AND Piers Verstegen Conservation Council of Western Australia (Inc.) <i>Extended Producer Responsibility – a Revolution In Roles and Responsibilities</i>		
1.50pm	John Polhill Sustainability Victoria <i>From Government Take-back Schemes to Industry led Product Stewardship Programs</i>	Stan Krpan Sustainability Victoria <i>Growing the waste industry: The role for government.</i>	Mike Tolson Tarpomatic Australia division of Superior Environmental Services P/L <i>Increasing Landfill Life While Increasing Revenue</i>
2.10pm	Erin Henson Zero Waste SA <i>E-waste recovery in South Australia – how we have managed with collection programs, landfill bans and the much anticipated transition into the product stewardship scheme</i>	Andy Gulliver C-Wise <i>Managing Putrescible Wastes in Regional Communities – Commitments and Expectations</i>	Simon Kalinowski Mandalay Technologies Pty Ltd <i>Structuring Waste Operations Roles for Success (not just churn)</i>
2.30pm -2.50pm	Carmel Dollison Australia and New Zealand Recycling Platform (ANZRP) <i>Ensuring a sustainable Product Stewardship (TV & Computers) scheme: Industry Point of View</i>	Stuart Cowie Regional and Remote Working group. C/- Department of Environment and Conservation <i>Solutions for Waste Management in Regional and Remote Australia A Compilation of Case Studies</i>	Dean Beckman Tyrecycle <i>Tyre Recycling in Australia – Current Barriers</i>
3.00pm	Special Guest Speaker – Dr Karl As previously introduced by Andrew Denton: Dr Karl Kruszelnicki has made science fun for a whole generation of Australians. A survey at Sydney University, where he holds the Julius Sumner Miller Fellowship, found that one in seven students had chosen their career specifically because of him.		
	Using radio, TV, newspapers, books and the Internet, he's addressed every conceivable question about the universe, from the profound to the deeply inane. Please welcome a man with an unfailingly curious mind and a licence to use it.		
3.45pm	Conference Wrap-up		
4.00pm -4.30pm	Closing drinks		
7.15pm	Conference Dinner Themed: "Revolution and Revolutionaries"		Sponsored by Tarpomatic Australia

**EASTERN METROPOLITAN REGIONAL COUNCIL
CONFERENCE ASSESSMENT FORM**

CONFERENCE DETAILS: __WASTE & RECYCLE CONFERENCE 2013

ORGANISING BODY: __WALGA, DEC and WMAA_____

LOCATION/ DATE: __The Esplanade Hotel, Fremantle WA, 10-13 September 2013_____

THEME: "REVOLUTION IN ROLES AND RESPONSIBILITIES"

ESTIMATED COST/ PERSON: \$ 1,265 (Early Bird Registration)

ESTIMATED TOTAL COST: \$1,265 BUDGET AVAILABLE: \$

ASSESSMENT CRITERIA	FACTOR		
	LOW (1)	MED (2)	HIGH (3)
Current/ Future Direction			X
Council Objective			X
Topical/ Relevant		X	
Business Objective		X	
Historic/ Expected Attendance			X
* Other Sources of Information		X	
Content Similarity		X	
TOTAL			$\frac{17}{21}$

* Low score means high availability of data.

Conference Report Required? (✓) **Y** **N**

Recommendation: _____ That Councillors and Officers attend. _____

Prepared By: Steve Fitzpatrick Manager Project Development

Chief Executive Officer: _____



Waste & Recycle 2013 Conference Registration Form

Wednesday 11–Friday 13 September 2013
The Convention Centre, The Esplanade Hotel, Fremantle, Western Australia
All prices are in Australian dollars (AUD) and include 10% GST.

DELEGATE INFORMATION Please print clearly and complete all sections

Surname: Title: First Name:
Name for Badge:
Organisation: Position:
Postal Address:
Suburb: State: Postcode: Country:
Tel: (.....) Fax: (.....) Mobile:
Email: Please tick box if you are presenting at the Conference

Please indicate which sectors best describe your work environment:

- Federal Govt. State Govt. Local Govt. Industry Private Business College/University

Please indicate what topic(s) within the Waste & Recycling industry interest you:

SPECIAL DIETARY AND ACCESS REQUIREMENTS Please advise of any special dietary or access requirements

- No special dietary requirement Vegetarian Vegan Seafood allergy Nut allergy
 Gluten intolerance Lactose intolerance Wheat intolerance
 Other special dietary requirement (please specify)
 Special access requirements (please specify)

MEMBERSHIP / ASSOCIATION

Please indicate below which of the organisations below you are affiliated with (you may select more than one):

- Department of Environment and Conservation (DEC) Waste Management Association of Australia (WMAA)
 Western Australian Local Government Association (WALGA) None of the above

HOW DID YOU HEAR ABOUT THE CONFERENCE?

- Direct mail Waste Management Association of Australia Distribution
 Direct email Conference website
 Department of Environment and Conservation Distribution Word of mouth
 Western Australian Local Government Association Distribution Other

CONFERENCE REGISTRATION Please check the box(es) for the registration type(s) you require.

- OPTION 1: Wednesday Half-day Tour Registration** Access to one half-day Tour on Wednesday only. \$175.00 \$
 OPTION 2A: Wednesday Full-day Tour/Workshop Registration Access to two half-day tours or one full-day tour/workshop on Wednesday only. \$300.00 \$
 OPTION 2B: Wednesday Full-day Partner Registration Access to one full-day tour for your partner on Wednesday only. \$300.00 \$
 OPTION 3: Thursday Waste Authority Breakfast Registration Access to the Waste Authority Breakfast only on Thursday morning. \$75.00 \$
 OPTION 4: Thursday Morning Half-day Registration Access to morning Keynote sessions, morning tea and lunch on Thursday morning only. Excludes Waste Authority Breakfast and social functions. \$325.00 \$
 OPTION 5: Thursday Waste Authority Breakfast and Morning Half-day Registration Access to the Waste Authority Breakfast, morning Keynote sessions, morning tea and lunch on Thursday morning only. Excludes social functions. \$375.00 \$
 OPTION 6: Thursday Full-day Registration Access to all Thursday Conference sessions only, morning and afternoon tea and lunch. Excludes Waste Authority Breakfast and social functions. \$660.00 \$

CONFERENCE REGISTRATION (continued)

- OPTION 7: Friday Full-day Registration**
Access to all Friday Conference sessions only, morning and afternoon tea and lunch.
Excludes social functions. \$660.00 \$
 - OPTION 8: Friday Afternoon Half-day Registration**
Access to final Keynote Address and closing drinks on Friday afternoon only.
Excludes social functions. \$185.00 \$
 - OPTION 9A: Early Conference Registration (on or before Friday 12 July 2013)**
Access to all sessions on Thursday and Friday and Trade Exhibition. Includes lunches,
morning and afternoon teas, one ticket to Tropical Cocktail Function and Conference Dinner,
Conference satchel and Conference Proceedings. Excludes Waste Authority Breakfast. \$1265.00 \$
 - OPTION 9B: Late Conference Registration (after Friday 12 July 2013)**
Access to all sessions on Thursday and Friday and Trade Exhibition. Includes lunches,
morning and afternoon teas, one ticket to Tropical Cocktail Function and Conference Dinner,
Conference satchel and Conference Proceedings. Excludes Waste Authority Breakfast. \$1500.00 \$
- PAYMENT A: \$**

CARBON NEUTRAL

- I would like to contribute to offsetting the carbon emissions generated by my attendance at the Conference at \$29.00 incl. GST.
- I do not wish to participate. **PAYMENT B: \$**

PRE-CONFERENCE LOCAL TOURS AND WORKSHOPS (Wednesday 11 September – Registration Options 1, 2A and 2B):

- I am not attending on Wednesday.

Should you select from the below and it not be included in your registration type, the Conference Secretariat will amend your registration type accordingly. This may result in additional charges to be added to your original registration selection.

Registration Options 1 and 2A

- | | | |
|--|------------------|-------------------------|
| <input type="checkbox"/> Instant Waste Tour | 8.30 am–12.30 pm | Morning Half-day Tour |
| <input type="checkbox"/> SMRC Tour | 8.30 am–12.30 pm | Morning Half-day Tour |
| <input type="checkbox"/> Tamala Park Landfill Tour | 8.30 am–12.30 pm | Morning Half-day Tour |
| <input type="checkbox"/> DICOM & WMRC Transfer Tour | 1.30 pm–5.30 pm | Afternoon Half-day Tour |
| <input type="checkbox"/> Rottnest Island Tour | 8.30 am–5.30 pm | Full-day Tour |
| <input type="checkbox"/> Swan Valley Tour | 8.30 am–5.30 pm | Full-day Tour |
| <input type="checkbox"/> Waste 101 (Tour & Workshop) | 8.30 am–5.30 pm | Full-day Tour/Workshop |

Registration Option 2B: Partner Tour

- | | | |
|---|-----------------|---------------|
| <input type="checkbox"/> Rottnest Island Tour | 8.30 am–5.30 pm | Full-day Tour |
| <input type="checkbox"/> Swan Valley Tour | 8.30 am–5.30 pm | Full-day Tour |

Partner’s Surname: Title: First Name:

Partner’s Contact Phone Number:

SOCIAL PROGRAM

Tropical Cocktail Function (One ticket is included in Registration Options 9A and 9B)

THURSDAY 12 SEPTEMBER • 5.00PM – 7.00PM

- I do not wish to attend.
- I will be attending the Thursday Tropical Cocktail Function.
- I would like to purchase additional ticket(s) for the Tropical Cocktail Function x \$90.00 incl. GST each. \$

‘Revolution and Revolutionaries’ Conference Dinner (One ticket is included in Registration Options 9A and 9B)

FRIDAY 13 SEPTEMBER • 7.15PM - LATE • THE ESPLANADE HOTEL

- I do not wish to attend.
- I will be attending the Friday Conference Dinner.
- I would like to purchase additional ticket(s) for the Friday Conference Dinner x \$125.00 incl. GST each. \$

PAYMENT C: \$

PAYMENT SUMMARY

PAYMENT A: Conference Registration	\$
PAYMENT B: Carbon Neutral	\$
PAYMENT C: Social Program	\$
TOTAL:	\$

PAYMENT METHOD Please choose a payment method 72

Payment by Cheque:

Cheques should be drawn in Australian Dollars and made payable to 'Waste & Recycle 2013 Conference' then mailed to: Waste & Recycle 2013 Conference, c/- Keynote Conferences, 308 Berwick Street, East Victoria Park, Western Australia 6101 Tel: (08) 9361 3224 Fax: (08) 9470 9018 Email: reception@keynotewa.com

To be Invoiced: Purchase Order number

A tax invoice will be forwarded to the contact details of the person listed in this registration.
Payment is due no later than 14 days from the receipt of your Tax Invoice.

Payment by Credit Card: MasterCard, Visa or American Express only

Please complete this Registration Form and email to reception@keynotewa.com, or fax to (08) 9470 9018, or mail to the address above.

I hereby authorise for the payment of the above indicated items including GST for the delegate indicated within this form to be deducted from my credit card.

Please charge my: MasterCard Visa American Express

Card No: Expiry Date: /

Card Holder Name: Card Holder Signature:

EFT: Should you wish to pay by direct transfer please contact Catherine on reception@keynotewa.com for more details.

ACCOMMODATION Please indicate if you require accommodation
All prices are on a per room, per night basis and do not include breakfast.

I do not require accommodation.

The Esplanade Hotel (The Conference Venue) is a 4 star hotel

Conference Rate availability: Check In Date: 8 September 2013, Check Out Date: 14 September 2013

Single Standard Room: \$235.00 Twin Standard Room: \$235.00 Double Standard Room: \$235.00

Booking details:

Check In Date: Check Out Date: Estimated Time of Arrival:

Unless otherwise specified, the check-in times for all rooms is 2.00pm and the departure time is 11.00am.

Earlier arrival or later departure times may incur an additional night's charge.

I have made arrangements to share with:

Please note: Accommodation bookings and preferences are on a first come, first served basis. The Conference Secretariat will do their utmost to meet your requests. A credit card number is required with all requests for accommodation to secure your booking. The card will not be processed by the Conference or associated Conference Secretariat but be passed on to the hotel who will hold the credit card details and process them once you have arrived. Should the accommodation room be cancelled within one month of the event, your card will be processed by the hotel. Any outstanding monies owing to your accommodation stay must be settled between yourself and the hotel upon your departure.

Please supply your Credit Card details to secure your accommodation booking:

Please charge my: MasterCard Visa American Express

Card No: Expiry Date: /

Card Holder Name: Card Holder Signature:

PRIVACY DETAILS

The information contained within this form may be made available to all parties directly involved and related to the event including other delegates in the form of a delegates list, host organisations, database contractor, event and accommodation venues, speakers, sponsors and exhibitors. **Please tick box if you wish for your details to be withheld.**

CANCELLATION POLICY

All cancellations must be made in advance in writing to the Conference Secretariat and will attract the following charges:

- Cancellations received in writing on or before 12 July 2013 will incur a cancellation fee of \$250.00.
- Cancellations received in writing on or before 26 August 2013 will incur a cancellation fee of \$500.00.
- No refund will be given to cancellations requested after 26 August 2013.

Unless otherwise notified as by the cancellation policy, non-attendance by the delegate will still require full payment of Conference fees. As an alternative to cancellation, your registration may be transferred to another person up to two weeks prior to the event. Should you wish to transfer your registration, please contact the Conference Secretariat.



9.3 AMENDMENTS TO THE 2013/2014 WASTE MANAGEMENT SCHEDULE OF FEES AND CHARGES

REFERENCE: COMMITTEES-15841

PURPOSE OF REPORT

To advise Council of the updated price for fine mulch, the inclusion of coloured chip pricing and EMRC commercial consulting fees in the Waste Management Schedule of Fees and Charges for 2013/2014.

KEY ISSUES AND RECOMMENDATION(S)

- The price for fine mulch in the 2013/2014 Waste Management Schedule of Fees and Charges has been set at \$60.50 per tonne or \$44.00 per cubic metre including GST.
- The correct pricing for fine mulch should be \$33.00 per tonne or \$20.00 per cubic metre including GST.
- Coloured chip is a reintroduced product to be imposed in the schedule of fees and charges at a price of \$60.50 per tonne or \$44.00 per cubic metre including GST.
- Waste Management commercial consulting fees are to be introduced in the schedule of fees and charges for work undertaken for organisations other than member Councils.

Recommendation(s)

That Council:

1. By absolute majority, in accordance with Sections 6.16(3) of the Local Government Act 1995 adopt the updated 2013/2014 Waste Management Fees and Charges forming an attachment to this report effective 1 August 2013.
2. Approves the advertising of the public notice of the updated 2013/2014 Waste Management Schedule of Fees and Charges in accordance with Sections 6.19 and 1.7 of the Local Government Act 1995.

SOURCE OF REPORT

Acting Director Waste Services

BACKGROUND

The 23 May 2013 meeting of Council recommended (Ref: Committees-15319):

“THAT THE AMENDED DRAFT FEES AND CHARGES, FORMING THE ATTACHMENT TO THIS REPORT, BE USED IN FURTHER DEVELOPING THE 2013/2014 DRAFT BUDGET AND THAT MEMBER COUNCILS BE ADVISED ACCORDINGLY.”

The 20 June 2013 meeting of Council adopted the draft 2013/2014 fees and charges in Audit Committee report item 12.2. Council resolved that (Ref: Committees-15486):

“1. COUNCIL, BY ABSOLUTE MAJORITY, IN ACCORDANCE WITH SECTION 6.2(1) OF THE LOCAL GOVERNMENT ACT 1995 AND LOCAL GOVERNMENT (FINANCIAL MANAGEMENT) REGULATIONS 1996, ADOPTS THE EMRC 2013/2014 ANNUAL BUDGET AND SUPPORTING SCHEDULES WHICH HAVE BEEN PREPARED IN COMPLIANCE WITH THE AUSTRALIAN ACCOUNTING STANDARDS.



Item 9.3 continued

2. *FOR THE 2013/2014 FINANCIAL YEAR A MATERIAL VARIANCE PERCENTAGE OF 10% OF THE APPROPRIATE BASE, AND DOLLAR VALUE OF \$10,000, WHICHEVER IS THE GREATER, BE ADOPTED FOR REPORTING VARIANCES IN THE STATEMENTS OF FINANCIAL ACTIVITY.*
3. *IN ACCORDANCE WITH REGULATION 33 OF THE LOCAL GOVERNMENT (FINANCIAL MANAGEMENT) REGULATIONS 1996, A COPY OF THE 2013/2014 ANNUAL BUDGET BE SUBMITTED TO THE DEPARTMENTAL CEO, DEPARTMENT OF LOCAL GOVERNMENT, WITHIN 30 DAYS OF ITS ADOPTION BY COUNCIL."*

REPORT

Following Council's adoption of the 2013/2014 annual budget including the draft 2013/2014 fees and charges, a discrepancy in the price nominated for fine mulch was noted in the section on Manufactured Products (per cubic metre) and Manufactured Products (per tonne).

Fine mulch was inadvertently listed at \$60.50 per tonne including GST or \$44.00 per cubic metre including GST. Fine mulch should have been listed at \$33.00 per tonne including GST or \$20.00 per cubic metre including GST.

In addition coloured chip is to be reintroduced with a price of \$60.50 per tonne including GST or \$44.00 per cubic metre including GST.

The draft 2013/2014 schedule of fees and charges included Waste Management member Council consulting fees and a new category for commercial customers is to be introduced.

The above rates are as outlined in the attachment.

Per the Local Government Act 1995 section 6.19, if a local government wishes to impose any fees or charges after the annual budget has been adopted, it must give local public notice. The updated 2013/2014 fees and charges will be effective 1 August 2013.

STRATEGIC/POLICY IMPLICATIONS

Key Result Area 1 – Environmental Sustainability

- 1.1 To provide sustainable waste disposal operations

Key Result Area 4 – Good Governance

- 4.1 To provide advice and advocacy on issues affecting Perth's Eastern Region
- 4.4 To continue to improve financial and asset management practices

FINANCIAL IMPLICATIONS

Fees and charges are set to ensure the costs of providing waste management services are recouped whilst minimising costs to member Councils.



Item 9.3 continued

SUSTAINABILITY IMPLICATIONS

Fees and charges are set so as to ensure services are sustainable in the long term.

MEMBER COUNCIL IMPLICATIONS

Member Council	Implication Details
Town of Bassendean	} Nil
City of Bayswater	
City of Belmont	
Shire of Kalamunda	
Shire of Mundaring	
City of Swan	

ATTACHMENT(S)

Amended 2013/2014 Waste Management Schedule of Fees and Charges (Ref: Committees-15845)

VOTING REQUIREMENT

Simple Majority

RECOMMENDATION(S)

That Council:

1. By absolute majority, in accordance with Sections 6.16(3) of the Local Government Act 1995 adopt the updated 2013/2014 Waste Management Fees and Charges forming an attachment to this report effective 1 August 2013.
2. Approves the advertising of the public notice of the updated 2013/2014 Waste Management Schedule of Fees and Charges in accordance with Sections 6.19 and 1.7 of the Local Government Act 1995.

TAC RECOMMENDATION(S)

MOVED MR PURDY

SECONDED MR LUTEY

That Council:

1. By absolute majority, in accordance with Sections 6.16(3) of the Local Government Act 1995 adopt the updated 2013/2014 Waste Management Fees and Charges forming an attachment to this report effective 1 August 2013.
2. Approves the advertising of the public notice of the updated 2013/2014 Waste Management Schedule of Fees and Charges in accordance with Sections 6.19 and 1.7 of the Local Government Act 1995.

CARRIED UNANIMOUSLY



Item 9.3 continued

COUNCIL RESOLUTION(S)

MOVED CR PULE

SECONDED CR LINDSEY

THAT COUNCIL:

1. BY ABSOLUTE MAJORITY, IN ACCORDANCE WITH SECTIONS 6.16(3) OF THE LOCAL GOVERNMENT ACT 1995 ADOPT THE UPDATED 2013/2014 WASTE MANAGEMENT FEES AND CHARGES FORMING AN ATTACHMENT TO THIS REPORT EFFECTIVE 1 AUGUST 2013.
2. APPROVES THE ADVERTISING OF THE PUBLIC NOTICE OF THE UPDATED 2013/2014 WASTE MANAGEMENT SCHEDULE OF FEES AND CHARGES IN ACCORDANCE WITH SECTIONS 6.19 AND 1.7 OF THE LOCAL GOVERNMENT ACT 1995.

CARRIED BY AN ABSOLUTE MAJORITY 12/0

**EASTERN METROPOLITAN REGIONAL COUNCIL
AMENDMENTS TO 2013/2014 WASTE MANAGEMENT SCHEDULE OF FEES AND CHARGES**

Description	Unit	2012/2013 Charges		2012/2013 Charges inc GST		2013/2014 Charges with no GST		2013/2014 Charges inc GST		% Inc GST
		with no GST	Value of GST	Charges	Value of GST	with no GST	Value of GST	inc GST	Value of GST	
		\$	\$	\$	\$	\$	\$	\$	\$	
<u>Manufactured Products (per cubic metre)</u>										
Fine Mulch	1 m ³		NOT APPLICABLE		18.18		1.82	20.00		N/A
Coloured Chip	1 m ³		NOT APPLICABLE		40.00		4.00	44.00		N/A
<u>Manufactured Products (per tonne)</u>										
Fine Mulch	1 tonne		NOT APPLICABLE		30.00		3.00	33.00		N/A
Coloured Chip	1 m ³		NOT APPLICABLE		55.00		5.50	60.50		N/A
<u>Commercial Consulting Fees</u>										
Consultant Director	1 hour		NOT APPLICABLE		187.50		18.75	206.25		N/A
Consultant Manager	1 hour		NOT APPLICABLE		165.00		16.50	181.50		N/A
Senior Consultant	1 hour		NOT APPLICABLE		150.00		15.00	165.00		N/A
Consultant	1 hour		NOT APPLICABLE		125.00		12.50	137.50		N/A
Project Officer	1 hour		NOT APPLICABLE		100.00		10.00	110.00		N/A



9.4 ITEMS CONTAINED IN THE INFORMATION BULLETIN

REFERENCE: COMMITTEES-15900

The following items are included in the Information Bulletin, which accompanies the Agenda.

1. WASTE SERVICES

- 1.1 UPDATE ON THE CARBON PRICE (Ref: Committees-15829)

RECOMMENDATION

That Council notes the items contained in the Information Bulletin.

TAC RESOLUTION(S)

MOVED MR PEARSON SECONDED MR STEWERT-DAWKINS

THAT COUNCIL NOTES THE ITEMS CONTAINED IN THE INFORMATION BULLETIN.

CARRIED UNANIMOUSLY



10 CONFIDENTIAL MATTERS FOR WHICH THE MEETING MAY BE CLOSED TO THE PUBLIC

Nil

11 GENERAL BUSINESS

Nil

12 FUTURE MEETINGS OF THE TECHNICAL ADVISORY COMMITTEE

The next meeting of the Technical Advisory Committee will be held on **Thursday 8 August 2013 (if required)** at the EMRC Administration Office, 1st Floor, Ascot Place, 226 Great Eastern Highway, Belmont WA 6104 commencing at 4:00pm.

Future Meetings 2013

Thursday	8	August (if required)	at	EMRC Administration Office
Thursday	5	September (if required)	at	EMRC Administration Office
Thursday	10	October (if required)	at	EMRC Administration Office
Thursday	21	November	at	Red Hill Waste Management Facility

13 DECLARATION OF CLOSURE OF MEETING

There being no further business, the Chairman declared the meeting closed at 4:35pm.



16 REPORTS OF DELEGATES

Nil

17 MEMBERS MOTIONS OF WHICH PREVIOUS NOTICE HAS BEEN GIVEN

Nil

18 NEW BUSINESS OF AN URGENT NATURE APPROVED BY THE CHAIRMAN OR PERSON PRESIDING OR BY DECISION OF MEETING

Nil

19 CONFIDENTIAL MATTERS FOR WHICH THE MEETING MAY BE CLOSED TO THE PUBLIC

Nil

20 FUTURE MEETINGS OF COUNCIL

The next meeting of Council will be held on **Thursday 22 August 2013** at the EMRC Administration Office, 1st Floor, Ascot Place, 226 Great Eastern Highway, Belmont WA 6104 commencing at 6:00pm.

Future Meetings 2013

Thursday	22 August	at	EMRC Administration Office
Thursday	19 September	at	EMRC Administration Office
Thursday	5 December	at	EMRC Administration Office
January 2014 (recess)			

21 DECLARATION OF CLOSURE OF MEETING

There being no further business, the meeting was closed at 6:22pm.