

# AGENDA

D2023/44376

## Ordinary Meeting of Council

23 November 2023

### Notice of Meeting

Dear Councillors

I wish to advise that the next Ordinary Meeting of Council will be held on Thursday, 23 November 2023 at the EMRC Administration Centre, 1st Floor, 226 Great Eastern Highway, Ascot WA 6104 commencing at 6:00pm.

  
Marcus Geisler | Chief Executive Officer

17 November 2023

### Please Note

If any Councillor has a query regarding a report item or requires additional information in relation to a report item, please contact the responsible officer (SOURCE OF REPORT) prior to the meeting.

The meeting will be audio recorded and available through the EMRC's website at [www.emrc.org.au](http://www.emrc.org.au).

Public question time will continue as usual and questions may be submitted electronically prior to the meeting, no later than 4.00pm on the day of the meeting to [CouncilEnquiry@emrc.org.au](mailto:CouncilEnquiry@emrc.org.au).



## **EMRC Council Members**

Cr Filomena Piffaretti	Chairperson	City of Bayswater
Cr Aaron Bowman	Deputy Chairperson	City of Swan
Cr Tallan Ames	EMRC Member	Town of Bassendean
Cr Paul Poliwka	EMRC Member	Town of Bassendean
Cr Michelle Sutherland	EMRC Member	City of Bayswater
Cr Luke Ellery	EMRC Member	Shire of Mundaring
Cr Doug Jeans	EMRC Member	Shire of Mundaring
Cr Jennifer Catalano	EMRC Member	City of Swan

## **EMRC Council Deputies**

Cr Kathryn Hamilton	EMRC Deputy Member	Town of Bassendean
Cr Giorgia Johnson	EMRC Deputy Member	City of Bayswater
Cr John Daw	EMRC Deputy Member	Shire of Mundaring
Cr Ian Johnson	EMRC Deputy Member	City of Swan



## Ordinary Meeting of Council 23 November 2023

### Table of Contents

<b>1</b>	<b>DECLARATION OF OPENING AND ANNOUNCEMENT OF VISITORS</b>	<b>5</b>
1.1	ACKNOWLEDGEMENT OF COUNTRY	5
<b>2</b>	<b>ATTENDANCE, APOLOGIES AND LEAVE OF ABSENCE (PREVIOUSLY APPROVED)</b>	<b>5</b>
<b>3</b>	<b>DISCLOSURE OF INTEREST</b>	<b>5</b>
<b>4</b>	<b>ANNOUNCEMENTS BY THE CHAIRPERSON OR PRESIDING MEMBER</b>	<b>5</b>
<b>5</b>	<b>RESPONSE TO PREVIOUS QUESTIONS TAKEN ON NOTICE</b>	<b>5</b>
<b>6</b>	<b>PUBLIC QUESTION TIME</b>	<b>5</b>
<b>7</b>	<b>APPLICATIONS FOR LEAVE OF ABSENCE</b>	<b>5</b>
<b>8</b>	<b>PETITIONS, DEPUTATIONS AND PRESENTATIONS</b>	<b>5</b>
<b>9</b>	<b>CONFIRMATION OF MINUTES OF PREVIOUS MEETINGS</b>	<b>6</b>
9.1	MINUTES OF THE ORDINARY MEETING OF COUNCIL HELD ON 28 SEPTEMBER 2023	6
9.2	MINUTES OF THE SPECIAL MEETING OF COUNCIL HELD ON 9 NOVEMBER 2023	6
<b>10</b>	<b>QUESTIONS BY MEMBERS OF WHICH DUE NOTICE HAS BEEN GIVEN</b>	<b>6</b>
<b>11</b>	<b>QUESTIONS WITHOUT NOTICE</b>	<b>6</b>
<b>12</b>	<b>ANNOUNCEMENT OF CONFIDENTIAL MATTERS FOR WHICH MEETINGS MAY BE CLOSED TO THE PUBLIC</b>	<b>6</b>
<b>13</b>	<b>BUSINESS NOT DEALT WITH FROM A PREVIOUS MEETING</b>	<b>7</b>
<b>14</b>	<b>EMPLOYEE REPORTS</b>	<b>7</b>
14.1	LIST OF ACCOUNTS PAID DURING THE MONTHS OF SEPTEMBER AND OCTOBER 2023 (D2023/43823)	8
14.2	FINANCIAL REPORT FOR PERIOD ENDED 30 SEPTEMBER 2023 (D2023/41854)	41
14.3	FINANCIAL REPORT FOR THE PERIOD ENDED 31 OCTOBER 2023 (D2023/44342)	59
14.4	EMRC ANNUAL REPORT 2022-2023 (D2023/44377)	77
14.5	MAJOR TRADING UNDERTAKING – SALE OF UNPROCESSED FOGO MATERIAL (D2023/44379)	130
14.6	MEETING DATES FOR 2024 – NON ELECTION YEAR (D2023/44383)	135
14.7	CLOSURE OF THE EMRC FACILITIES FOR THE UPCOMING CHRISTMAS/NEW YEAR 2023-2024 AND PUBLIC HOLIDAYS FOR 2024 (D2023/44385)	141
14.8	DISABILITY ACCESS AND INCLUSION PLAN 2023 TO 2028 (D2023/44386)	145

14.9	WASTE MANAGEMENT COMMUNITY REFERENCE GROUP MEMBERSHIP (D2023/44389)	164
14.10	ITEMS CONTAINED IN THE INFORMATION BULLETIN (D2023/43820)	169
<b>15</b>	<b>REPORTS OF COMMITTEES</b>	<b>169</b>
15.1	AUDIT COMMITTEE MEETING HELD 5 OCTOBER 2023 (D2023/41244)	169
<b>16</b>	<b>REPORTS OF DELEGATES</b>	<b>169</b>
16.1	MUNICIPAL WASTE ADVISORY COUNCIL (MWAC) MINUTES HELD 18 OCTOBER 2023	170
<b>17</b>	<b>MEMBERS' MOTIONS OF WHICH PREVIOUS NOTICE HAS BEEN GIVEN</b>	<b>218</b>
<b>18</b>	<b>NEW BUSINESS OF AN URGENT NATURE</b>	<b>218</b>
<b>19</b>	<b>CONFIDENTIAL MATTERS FOR WHICH THE MEETING MAY BE CLOSED TO THE PUBLIC</b>	<b>218</b>
19.1	RFQ 2023-028 SUPPLY AND DELIVERY OF ONE NEW 50 TONNE LANDFILL COMPACTOR FOR RED HILL WASTE MANAGEMENT FACILITY (D2023/44395)	218
<b>20</b>	<b>FUTURE MEETINGS OF COUNCIL</b>	<b>218</b>
<b>21</b>	<b>DECLARATION OF CLOSURE OF MEETING</b>	<b>218</b>

**1 DECLARATION OF OPENING AND ANNOUNCEMENT OF VISITORS**

**1.1 ACKNOWLEDGEMENT OF COUNTRY**

We wish to acknowledge the traditional custodians of the land on which we meet today and to pay our respects to elders past, present and future.

**2 ATTENDANCE, APOLOGIES AND LEAVE OF ABSENCE (PREVIOUSLY APPROVED)**

**3 DISCLOSURE OF INTEREST**

**4 ANNOUNCEMENTS BY THE CHAIRPERSON OR PRESIDING MEMBER**

**5 RESPONSE TO PREVIOUS QUESTIONS TAKEN ON NOTICE**

Nil

**6 PUBLIC QUESTION TIME**

**7 APPLICATIONS FOR LEAVE OF ABSENCE**

**8 PETITIONS, DEPUTATIONS AND PRESENTATIONS**

## **9 CONFIRMATION OF MINUTES OF PREVIOUS MEETINGS**

### **9.1 MINUTES OF THE ORDINARY MEETING OF COUNCIL HELD ON 28 SEPTEMBER 2023**

That the minutes of the Ordinary Meeting of Council held on 28 September 2023 which have been distributed, be confirmed.

#### **COUNCIL RESOLUTION**

MOVED

SECONDED

### **9.2 MINUTES OF THE SPECIAL MEETING OF COUNCIL HELD ON 9 NOVEMBER 2023**

That the minutes of the Special Meeting of Council held on 9 November 2023 which have been distributed, be confirmed.

#### **COUNCIL RESOLUTION**

MOVED

SECONDED

## **10 QUESTIONS BY MEMBERS OF WHICH DUE NOTICE HAS BEEN GIVEN**

## **11 QUESTIONS WITHOUT NOTICE**

## **12 ANNOUNCEMENT OF CONFIDENTIAL MATTERS FOR WHICH MEETINGS MAY BE CLOSED TO THE PUBLIC**

NOTE: Section 5.23(2) of the *Local Government Act 1995*, details a number of matters upon which Council may discuss and make decisions without members of the public being present. These matters include: matters affecting employees; personal affairs of any person; contractual matters; legal advice; commercial-in-confidence matters; security matters; among others.

The following confidential reports are covered in Section 19 of this agenda.

- RFQ 2023-028 SUPPLY AND DELIVERY OF ONE NEW 50 TONNE LANDFILL COMPACTOR FOR RED HILL WASTE MANAGEMENT FACILITY (D2023/42358)

**13 BUSINESS NOT DEALT WITH FROM A PREVIOUS MEETING**

Nil

**14 EMPLOYEE REPORTS**

- 14.1 LIST OF ACCOUNTS PAID DURING THE MONTHS OF SEPTEMBER AND OCTOBER 2023 (D2023/43823)
- 14.2 FINANCIAL REPORT FOR PERIOD ENDED 30 SEPTEMBER 2023 (D2023/41854)
- 14.3 FINANCIAL REPORT FOR THE PERIOD ENDED 31 OCTOBER 2023 (D2023/44342)
- 14.4 EMRC ANNUAL REPORT 2022-2023 (D2023/44377)
- 14.5 MAJOR TRADING UNDERTAKING – SALE OF UNPROCESSED FOGO MATERIAL (D2023/44379)
- 14.6 MEETING DATES FOR 2024 – NON ELECTION YEAR (D2023/44383)
- 14.7 CLOSURE OF THE EMRC FACILITIES FOR THE UPCOMING CHRISTMAS/NEW YEAR 2023-2024 AND PUBLIC HOLIDAYS FOR 2024 (D2023/44385)
- 14.8 DISABILITY ACCESS AND INCLUSION PLAN 2023 TO 2028 (D2023/44386)
- 14.9 WASTE MANAGEMENT COMMUNITY REFERENCE GROUP MEMBERSHIP (D2023/44389)
- 14.10 ITEMS CONTAINED IN THE INFORMATION BULLETIN (D2023/43820)

The Chairperson invites members to withdraw any report items to be dealt with separately.

**RECOMMENDATION(S)**

That with the exception of items ....., which are to be withdrawn and dealt with separately, Council adopts the recommendations in the Employee Reports (Section 14).

**COUNCIL RESOLUTION(S)**

MOVED

SECONDED

## **14.1 LIST OF ACCOUNTS PAID DURING THE MONTHS OF SEPTEMBER AND OCTOBER 2023**

**D2023/43823**

### **PURPOSE OF REPORT**

The purpose of this report is to present to Council a list of accounts paid under the Chief Executive Officer's delegated authority during the months of September and October 2023 for noting.

### **KEY POINT(S)**

- As per the requirements of regulation 13(1) of the *Local Government (Financial Management) Regulations 1996*, the list of accounts paid during the months of September and October 2023 is provided for noting.

### **RECOMMENDATION(S)**

That Council notes:

1. The CEO's list of accounts for September and October 2023 paid under delegated power in accordance with regulation 13(1) of the *Local Government (Financial Management) Regulations 1996*, forming the attachment to this report totalling \$17,186,991.01.
2. The list of payments by employees via purchasing cards including credit cards, debit or other purchasing cards for September and October 2023 in accordance with regulation 13A(2) of the *Local Government (Financial Management) Regulations 1996*, forming attachment 2 to this report totalling \$46,977.79.

### **SOURCE OF REPORT**

Chief Financial Officer

### **BACKGROUND**

- 1 Council has delegated to the Chief Executive Officer (CEO) the exercise of its power to make payments from the Municipal Fund and Trust Fund. In accordance with regulation 13(1) of the *Local Government (Financial Management) Regulations 1996*, a list of accounts paid by the CEO is to be provided to Council, where such delegation is made.
- 2 From 1 September 2023, local governments are required to disclose information about each transaction made on a credit card, debit card or other purchasing cards in accordance with regulation 13A of the *Local Government (Financial Management) Regulations 1996*.

- 3 The table below summarises the payments drawn on the funds during the months of September and October 2023. A list detailing the payments made is appended as an attachment 1 to this report.

<b>Municipal Fund</b>	EFT Payments	EFT54180 – EFT54859	
	Cheque Payments	220761 - 220777	
	Payroll EFT	PAY 2024-6, PAY 2024-7; PAY 2024-7.1, PAY 2024-8; PAY 2024-8 1 & PAY 2024-9	
	Direct Debits		
	➤ Superannuation	DD26366.1 – DD26366.23 DD26367.1  DD26368.1 – DD26368.24  DD26510.1 – DD26510.23  DD26511.1 – DD26511.2  DD26512.1 – DD26512.23  DD26513.1 – DD26513.3  DD26514.1 – DD26514.23	
	➤ Bank Charges	1*SEP23 & 1*OCT23	
	➤ Other	2435 - 2470	\$17,202,265.38
	Less Cancelled EFT's & Cheques	EFT54196 & 54201	(\$15,274.37)
<b>Trust Fund</b>	EFT Payments		Nil
<b>Total</b>			<b>\$17,186,991.01</b>

Summary of Expenditure for the Months of September and October 2023		
Payroll	\$	1,653,979.22
Term Deposit Investments	\$	5,000,000.00
Capital Expenditure	\$	1,832,408.31
Operating Expenditure		
➤ Landfill Levy *	\$	5,165,819.60
➤ Other	\$	3,534,783.88
<b>Total</b>	<b>\$</b>	<b>17,186,991.01</b>

\* Note: The Landfill Levy is paid quarterly in July, October, January and April

- 4 Information about each transaction made on credit cards, debit cards and purchasing cards for the months of September and October 2023 are detailed in attachment 2 of this report.

Summary of Expenditure on Purchasing Cards and Credit Cards for the Months of September and October 2023		
Bunnings Cards	\$	2,082.26
Motorpass Cards	\$	6,199.59
Credit Cards	\$	38,695.94
<b>Total</b>	<b>\$</b>	<b>46,977.79</b>

## STRATEGIC/POLICY IMPLICATIONS

- 5 Reporting on EMRC Strategic Policy implications align with the revised Strategic Plan 2017-2027 and the Sustainability Strategy.

## FINANCIAL IMPLICATIONS

- 6 As detailed within the report.

## SUSTAINABILITY IMPLICATIONS

- 7 Nil

## RISK MANAGEMENT

Risk – Adverse credit rating if creditor accounts are not paid when due		
Consequence	Likelihood	Rating
Possible	Insignificant	Low
Action/Strategy		
➤ Ensure timely payment of creditor accounts when they fall due.		



## MEMBER COUNCIL IMPLICATIONS

Member Council	Implication Details
Town of Bassendean	<div> </div> Nil
City of Bayswater	
Shire of Mundaring	
City of Swan	

## ATTACHMENT(S)

1. CEO’s Delegated Payments List for the months of September and October 2023 (D2023/44655)
2. The list of payments by employees via purchasing cards including credit cards, debit or other purchasing cards for the months of September and October 2023 (D2023/44688)

## VOTING REQUIREMENT

Simple Majority

## RECOMMENDATION(S)

That Council notes:

1. The CEO’s list of accounts for September and October 2023 paid under delegated power in accordance with regulation 13(1) of the *Local Government (Financial Management) Regulations 1996*, forming the attachment to this report totalling \$17,186,991.01.
2. The list of payments by employees via purchasing cards including credit cards, debit or other purchasing cards for September and October 2023 in accordance with regulation 13A(2) of the *Local Government (Financial Management) Regulations 1996*, forming attachment 2 to this report totalling \$46,977.79.

## COUNCIL RESOLUTION(S)

MOVED

SECONDED



## Eastern Metropolitan Regional Council

CEO's DELEGATED PAYMENTS LIST  
FOR THE MONTHS OF SEPTEMBER & OCTOBER 2023

Cheque / EFT No	Date	Payee		Amount
EFT54180	05/09/2023	DEPARTMENT OF FIRE & EMERGENCY SERVICES	EQUIPMENT PURCHASES	2,516.99
EFT54181	05/09/2023	TELSTRA LIMITED	TELEPHONE EXPENSES	42.76
EFT54182	07/09/2023	A1 LOCKSMITHS WA PTY LTD	REPLACE DOOR HANDLE	462.05
EFT54183	07/09/2023	ADECCO AUSTRALIA PTY LTD	LABOUR HIRE	931.14
EFT54184	07/09/2023	ADVANCED LIQUID WASTE - ANTHONY WALSH ATF 88 FAMILY TRUST T/A	LIQUID WASTE MANAGEMENT - RED HILL	2,293.50
EFT54185	07/09/2023	AIR FILTER DRY CLEAN SYSTEMS WA	CLEAN & SERVICES FILTERS	279.79
EFT54186	07/09/2023	ALLPEST - ROL-WA PTY LTD T/AS	PEST CONTROLS AT BAYWASTE & HAZELMERE	857.82
EFT54187	07/09/2023	ALLWORKS (WA) PTY LTD	PLANT HIRE	8,250.00
EFT54188	07/09/2023	ATM (WA) PTY LTD ADVANCED TRAFFIC MANAGEMENT	HIRE OF TRAFFIC CONTROLLERS	1,765.50
EFT54189	07/09/2023	AUSTRALIA AND NEW ZEALAND RECYCLING PLATFORM LTD	CONTRIBUTION TO TECH COLLECT E WASTE PROGRAM COLLECTION	950.84
EFT54190	07/09/2023	AUSTRALIAN TRAINING MANAGEMENT PTY LTD (ATM)	STAFF TRAINING	505.00
EFT54191	07/09/2023	AVORA PTY LTD	CONSTRUCT WWtE BUILDING	72,908.29
EFT54192	07/09/2023	B&J CATALANO PTY LTD	LABOUR HIRE	3,696.00
EFT54193	07/09/2023	BADER LUBRICATION	PLANT PARTS FOR GRINDER	904.20
EFT54194	07/09/2023	BARDAP HYDRAULICS - ZONE RESOURCE SERVICES PTY LTD T/A	PLANT PARTS	5,879.50
EFT54195	07/09/2023	BDI QUANTITY SURVEYING	SURVEYING WORK - WTS	10,468.34
EFT54196	07/09/2023	BIG BUBBLE	CANCELLED EFT DUE TO DIFFERENT ABN	129.50
EFT54197	07/09/2023	BP AUSTRALIA PTY LTD	FUEL PURCHASES	40,786.47
EFT54198	07/09/2023	BUNNINGS GROUP LTD	HARDWARE SUPPLIES	459.01
EFT54199	07/09/2023	CABLENET ELECTRICAL SERVICES	ELECTRICAL WORKS	4,048.00
EFT54200	07/09/2023	CHEMCENTRE	SAMPLING ON POWER POLES	2,689.50
EFT54201	07/09/2024	CITY OF BELMONT	CANCELLED EFT DUE TO DISCOUNT NOT APPLIED	15,144.87
EFT54202	07/09/2023	CITY OF SWAN	COUNCIL RATES	134,124.91
EFT54203	07/09/2023	CIVIL AUTO ELECTRICS PTY LTD	PLANT REPAIRS	2,877.25
EFT54204	07/09/2023	CJD EQUIPMENT PTY LTD	PLANT MAINTENANCE & SERVICE	448.51
EFT54205	07/09/2023	DALLCON (DALWALLINU CONCRETE PTY LTD)	WOODCHIP BUNKER PARTS	4,765.20
EFT54206	07/09/2023	DAVID GRAY & CO PTY LTD	HARDWARE SUPPLIES	7,781.18
EFT54207	07/09/2023	DEPARTMENT OF WATER AND ENVIRONMENTAL REGULATION (DWER)	WASTE CONTROL FORMS	616.00
EFT54208	07/09/2023	EKTIMO PTY LTD	CONSULTING FEES - WWtE	8,272.00
EFT54209	07/09/2023	ENVIRO SWEEP	SITE SWEEPING - HAZELMERE	4,252.95
EFT54210	07/09/2023	EUROFINS ARL PTY LTD T/AS EUROFINS	SAMPLE TESTING - WOODCHIPS, WATER & SOIL	8,770.23
EFT54211	07/09/2023	FILTERS PLUS	PLANT FILTERS	1,230.90
EFT54212	07/09/2023	FLEXI STAFF GROUP PTY LTD	LABOUR HIRE	2,997.68
EFT54213	07/09/2023	FOSTER PLUMBING AND GAS	PLUMBING SERVICE - HAZELMERE	5,346.00
EFT54214	07/09/2023	GALLOWAY ELECTRICAL CONTRACTORS	ELECTRICAL MAINTENANCE - BAYWASTE	548.63
EFT54215	07/09/2023	GREENS ELECTRICAL SERVICE	ELECTRICAL MAINTENANCE - RED HILL	1,540.99
EFT54216	07/09/2023	GUTTER CLEAN EXTREME	GUTTER CLEANING - BAYWASTE	1,980.00
EFT54217	07/09/2023	HAYS SPECIALIST RECRUITMENT	LABOUR HIRE	2,466.34
EFT54218	07/09/2023	HOSEFORCE PTY LTD	PLANT PARTS	1,559.08
EFT54219	07/09/2023	INDUSTRIAL RECRUITMENT PARTNERS	LABOUR HIRE	6,934.63
EFT54220	07/09/2023	INSTANT WEIGHT PTY LTD T/A INSTANT WEIGHING	PLANT CALIBRATION	2,753.86
EFT54221	07/09/2023	KENNARDS HIRE	PLANT HIRE	1,036.00
EFT54222	07/09/2023	KOOL KREATIVE	BUSINESS CARD	137.50
EFT54223	07/09/2023	LUNCH AT SUE'S	CATERING COSTS	353.00

**CEO's DELEGATED PAYMENTS LIST  
FOR THE MONTHS OF SEPTEMBER & OCTOBER 2023**

Cheque / EFT No	Date	Payee		Amount
EFT54224	07/09/2023	MARSMEN PLUMBING	BUILDING MAINTENANCE - ASCOT PLACE	204.05
EFT54225	07/09/2023	WEX MOTORPASS	FLEET FUEL PURCHASES	3,608.95
EFT54226	07/09/2023	NEVERFAIL SPRINGWATER	BOTTLED WATER	86.31
EFT54227	07/09/2023	OFFICEWORKS	OFFICE SUPPLIES	78.00
EFT54228	07/09/2023	PERTH MATTRESS & FURNITURE RECYCLING COMPANY	MATTRESS COLLECTION SERVICE - BAYWASTE	55,852.50
EFT54229	07/09/2023	PERTH QUALITY SERVICES	ADDITIONAL CLEANING - TRANSFER STATION, WWtE & HAZELMERE	4,036.76
EFT54230	07/09/2023	PIRTEK MALAGA - JH FLUID TRANSFER SOLUTIONS T/AS	PLANT REPAIRS	204.97
EFT54231	07/09/2023	PR POWER PTY LTD	PLANT REPAIRS	339.35
EFT54232	07/09/2023	PRESTIGE ALARMS	SECURITY MONITORING FOR RED HILL & HAZELMERE	1,083.00
EFT54233	07/09/2023	PRORSUS PTY LTD T/AS AP BUSINESS TECHNOLOGY CONSULTANCY	CONSULTING FEE - COMPOSTING FACILITY	2,167.60
EFT54234	07/09/2023	QUAD SERVICES PTY LTD	CLEANING SERVICES & CONSUMABLES - HRRP	1,159.26
EFT54235	07/09/2023	RENT A FENCE PTY LTD	EQUIPMENT RENTAL - WWtE	518.66
EFT54236	07/09/2023	RUDD INDUSTRIAL	HARDWARE SUPPLIES	5.50
EFT54237	07/09/2023	SAGE CONSULTANCY	CONSULTING FEES - FOGO COMPOST PRODUCTION	1,100.00
EFT54238	07/09/2023	SETON AUSTRALIA - BRADY AUSTRALIA PTY LTD T/AS	PROTECTIVE GEARS	157.35
EFT54239	07/09/2023	SIGN SUPERMARKET	SIGNS	2,886.40
EFT54240	07/09/2023	SNAP BELMONT (BELSNAP PTY LTD)	PRINTING COSTS - FORMS	434.50
EFT54241	07/09/2023	SOUTHERN METROPOLITAN REGIONAL COUNCIL T/AS RESOURCE RECOVERY GROUP	FOGO BIN AUDIT	10,697.50
EFT54242	07/09/2023	SPRAYTEK PRECISION PTY LTD	VEHICLE REPAIR	1,024.54
EFT54243	07/09/2023	ST JOHN AMBULANCE ASSOCIATION	FIRST AID KIT	69.90
EFT54244	07/09/2023	SWAN LOCK SERVICE - RAMSAY & SONS PTY LTD T/A	KEYED ALIKE & SUPPLY OF LOCKS	1,926.00
EFT54245	07/09/2023	SWAN TOWING SERVICES PTY LTD ATF THE SWAN TOWING TRUST	PLANT TRANSPORTATION COST	550.00
EFT54246	07/09/2023	SYNERGY	ELECTRICITY CHARGES - ASCOT PLACE	3,837.31
EFT54247	07/09/2023	TELSTRA LIMITED	TELEPHONE EXPENSES	600.70
EFT54248	07/09/2023	THE WATERSHED	PLANT PARTS	3,540.42
EFT54249	07/09/2023	TJSIGNS & VEHICLE GRAPHICS	ADVERTISING GRAPHICS ON VEHICLES	550.00
EFT54250	07/09/2023	TOTAL ELECTRICAL & MECHANICAL SERVICES PTY LTD	PLANT MAINTENANCE - HAAS GRINDER	363.00
EFT54251	07/09/2023	TOTALLY WORKWEAR MIDLAND	PROTECTIVE CLOTHING	595.17
EFT54252	07/09/2023	TUTT BRYANT EQUIPMENT (BT EQUIPMENT PTY LTD)	PLANT SERVICE & MAINTENANCE	6,049.59
EFT54253	07/09/2023	WEST COAST WATER FILTER MAN	SERVICE TO WATER FILTER SYSTEM AT HAZELMERE & NEW SYSTEM	1,590.00
EFT54254	07/09/2023	WESTRAC EQUIPMENT PTY LTD	PLANT PARTS	543.93
EFT54255	07/09/2023	WILLIAMS & HUGHES PTY LTD	LEGAL ADVICE & AGREEMENT PREPARATION	2,676.41
EFT54256	07/09/2023	WINC AUSTRALIA PTY LTD	STATIONERY & CONSUMABLES	432.08
EFT54257	07/09/2023	WORK CLOBBER	PROTECTIVE CLOTHING	415.65
EFT54258	08/09/2023	CITY OF BELMONT	COUNCIL RATES	14,865.37
EFT54259	08/09/2023	TALIS CONSULTANTS	CONSULTING FEE - FOGO PROCESSING FACILITY	4,620.00
EFT54260	08/09/2023	TELSTRA LIMITED	TELEPHONE EXPENSES	2,817.92
EFT54261	14/09/2023	A2K TECHNOLOGIES PTY LTD	ANNUAL LICENCE RENEWAL	3,146.00
EFT54262	14/09/2023	ABIGAIL JONES	STAFF REIMBURSEMENT	399.62
EFT54263	14/09/2023	ACUTE FABRICATION PTY LTD	INSTALLATION OF COOLING TOWER STACK - WWtE	11,220.00
EFT54264	14/09/2023	ADVANCED LIQUID WASTE - ANTHONY WALSH ATF 88 FAMILY TRUST T/A	LIQUID WASTE MANAGEMENT - RED HILL	825.00
EFT54265	14/09/2023	AIR FILTER DRY CLEAN SYSTEMS WA	CLEAN & SERVICES FILTERS	879.90
EFT54266	14/09/2023	ALLIGHTSYKES PTY LTD	TURNING GAS ENGINE OVER FOR WWtE & SERVICE TO GENERATOR A	1,026.30
EFT54267	14/09/2023	ALLPEST - ROL-WA PTY LTD T/AS	PEST CONTROLS AT BAYWASTE	990.00

CEO's DELEGATED PAYMENTS LIST  
FOR THE MONTHS OF SEPTEMBER & OCTOBER 2023

Cheque / EFT No	Date	Payee		Amount
EFT54268	14/09/2023	ANE TRADE SERVICES	GENERAL MAINTENANCE - RED HILL	220.00
EFT54269	14/09/2023	AVORA PTY LTD	INSTALLATION OF AWNING TO WEIGHBRIDGE ENTRY DOOR	3,102.00
EFT54270	14/09/2023	B&J CATALANO PTY LTD	LABOUR HIRE	7,761.60
EFT54271	14/09/2023	BARFIELD EARTHMOVING (JAYCOURT NOMINEES P/L)	LABOUR HIRE	13,549.25
EFT54272	14/09/2023	BLACKWOODS ATKINS	PLANT PARTS	1,062.97
EFT54273	14/09/2023	BP AUSTRALIA PTY LTD	FUEL PURCHASES	18,766.04
EFT54274	14/09/2023	BREATHALYSER SALES AND SERVICE	EQUIPMENT RENTAL	3,846.70
EFT54275	14/09/2023	BUNNINGS GROUP LTD	HARDWARE SUPPLIES	335.34
EFT54276	14/09/2023	BURSWOOD TROPHIES	ENGRAVING OF PLATES	88.00
EFT54277	14/09/2023	CHARLES SERVICE COMPANY	CLEANING SERVICES - RED HILL	3,047.41
EFT54278	14/09/2023	CHILD SUPPORT	EMPLOYEE DEDUCTION	346.32
EFT54279	14/09/2023	CIVIL AUTO ELECTRICS PTY LTD	PLANT REPAIRS	146.65
EFT54280	14/09/2023	CJD EQUIPMENT PTY LTD	PLANT MAINTENANCE, PARTS & SERVICE	1,476.42
EFT54281	14/09/2023	CUTTING EDGES REPLACEMENT PARTS PTY LTD	PLANT PARTS	2,367.73
EFT54282	14/09/2023	DEPARTMENT OF WATER AND ENVIRONMENTAL REGULATION (DWER)	WASTE CONTROL FORMS	660.00
EFT54283	14/09/2023	DEVLYN AUSTRALIA PTY LTD	REFUND OF OVERPAYMENT	3,207.47
EFT54284	14/09/2023	DRAKE AUSTRALIA PTY LTD	LABOUR HIRE	6,761.86
EFT54285	14/09/2023	ECO ENVIRONMENTAL (BENFOSTER PTY LTD)	HARDWARE SUPPLIES	82.50
EFT54286	14/09/2023	ECOLO WA	ODOUR CONTROL SOLUTIONS	3,453.95
EFT54287	14/09/2023	ELAN ENERGY MATRIX	TYRE DISPOSAL COSTS - TRANSFER STATION	1,214.35
EFT54288	14/09/2023	ENVIRO SWEEP	SITE SWEEPING - RED HILL	950.96
EFT54289	14/09/2023	FLEXI STAFF GROUP PTY LTD	LABOUR HIRE	3,268.61
EFT54290	14/09/2023	FOSTER PLUMBING AND GAS	PLUMBING SERVICE - HAZELMERE	16,500.00
EFT54291	14/09/2023	FUJIFILM BUSINESS INNOVATION AUSTRALIA PTY LTD	PHOTOCOPIER MAINTENANCE & SUPPLIES	43.53
EFT54292	14/09/2023	GALLOWAY ELECTRICAL CONTRACTORS	ELECTRICAL MAINTENANCE - HAZELMERE	313.49
EFT54293	14/09/2023	HAYS SPECIALIST RECRUITMENT	LABOUR HIRE	493.02
EFT54294	14/09/2023	HELENE P/L T/AS LO-GO APPOINTMENTS WA	LABOUR HIRE	7,162.85
EFT54295	14/09/2023	HOSEFORCE PTY LTD	PLANT PARTS	405.03
EFT54296	14/09/2023	INDUSTRIAL RECRUITMENT PARTNERS	LABOUR HIRE	5,544.78
EFT54297	14/09/2023	KLB SYSTEMS	COMPUTER HARDWARE PURCHASES	485.10
EFT54298	14/09/2023	MADDERN ELECTRICS	BUILDING MAINTENANCE - ASCOT PLACE	330.00
EFT54299	14/09/2023	MCINTOSH & SON	PLANT SERVICE & MAINTENANCE	2,596.74
EFT54300	14/09/2023	METTAMS MUFFLERS MIDLAND	PLANT MAINTENANCE	80.00
EFT54301	14/09/2023	MIDLAND TOYOTA	VEHICLE PARTS	53.55
EFT54302	14/09/2023	MILLS RECRUITMENT - MILLS CORPORATION PTY LTD T/AS	LABOUR HIRE	1,690.59
EFT54303	14/09/2023	NEVERFAIL SPRINGWATER	BOTTLED WATER	105.49
EFT54304	14/09/2023	OSHGROUPT PTY LTD	EMPLOYEE FITNESS ASSESSMENT	2,340.80
EFT54305	14/09/2023	PAYG PAYMENTS	PAYG TAXATION PAYMENT	113,582.00
EFT54306	14/09/2023	PR POWER PTY LTD	PLANT PARTS	1,861.56
EFT54307	14/09/2023	RELATIONSHIPS AUSTRALIA WA INC	EAP - COUNSELLING FEES	170.50
EFT54308	14/09/2023	REMA TIP TOP AUSTRALIA PTY LTD	PLANT PARTS	2,132.90
EFT54309	14/09/2023	SAGE CONSULTANCY	CONSULTING FEES - FOGO COMPOST PRODUCTION	1,100.00
EFT54310	14/09/2023	SEEK LIMITED	ADVERTISEMENT - RECRUITMENT	3,795.00
EFT54311	14/09/2023	SETON AUSTRALIA - BRADY AUSTRALIA PTY LTD T/AS	HARDWARE SUPPLIES	604.59

**CEO's DELEGATED PAYMENTS LIST  
FOR THE MONTHS OF SEPTEMBER & OCTOBER 2023**

Cheque / EFT No	Date	Payee		Amount
EFT54312	14/09/2023	SKYLINE LANDSCAPE SERVICES	GARDEN MAINTENANCE - BAYWASTE	1,166.00
EFT54313	14/09/2023	SPUDS GARDENING SERVICES	WEED CONTROL & GARDEN MAINTENANCE AT RED HILL	7,920.00
EFT54314	14/09/2023	SYNERGY	ELECTRICITY CHARGES - HAZELMERE	14,650.90
EFT54315	14/09/2023	TALIS CONSULTANTS	CONSULTING FEE - DWER RFTs	1,549.63
EFT54316	14/09/2023	TOTALLY WORKWEAR MIDLAND	PROTECTIVE CLOTHING	1,730.50
EFT54317	14/09/2023	TRANEN PTY LTD	PURCHASES OF SEEDS	13,656.47
EFT54318	14/09/2023	TUTT BRYANT EQUIPMENT (BT EQUIPMENT PTY LTD)	PLANT PARTS	1,922.47
EFT54319	14/09/2023	TWISTECH - GREG WOOD	HANDRAIL FENCE INSTALLATION - HAZELMERE	10,305.90
EFT54320	14/09/2023	WINC AUSTRALIA PTY LTD	STATIONERY & CONSUMABLES	1,064.22
EFT54321	14/09/2023	ZENITH LOW LOADERS	PLANT PARTS	638.61
EFT54322	19/09/2023	CMAC TECHNOLOGIES PTY LTD	SECURITY SYSTEM - CCTV CAMERA UPGRADE	1,341.34
EFT54323	19/09/2023	DEPUTY COMMISSIONER OF TAXATION	GST PAYMENT	355,720.00
EFT54324	21/09/2023	ABA AUTOMATIC GATES WA	GATE REPAIR	278.00
EFT54325	21/09/2023	ACOR CONSULTANTS (WA) PTY LTD	FIRE HYDRANT MAINLINE UPGRADE - HRRP	2,200.00
EFT54326	21/09/2023	ADT SECURITY	SECURITY MONITORING	77.00
EFT54327	21/09/2023	ADVANCED LIQUID WASTE - ANTHONY WALSH ATF 88 FAMILY TRUST T/A	LIQUID WASTE MANAGEMENT - RED HILL	1,650.00
EFT54328	21/09/2023	AIR FILTER DRY CLEAN SYSTEMS WA	CLEAN & SERVICES FILTERS	355.03
EFT54329	21/09/2023	ALL RUBBER TMH PTY LTD	PLANT PARTS & REPAIR	3,903.46
EFT54330	21/09/2023	AMALGAM RECRUITMENT	LABOUR HIRE	551.43
EFT54331	21/09/2023	APOLLO FABRICATIONS	HOOK-LIFT BIN PURCHASE	20,735.00
EFT54332	21/09/2023	ATI-MIRAGE TRAINING AND BUSINESS SOLUTIONS PTY LTD	STAFF TRAINING	569.25
EFT54333	21/09/2023	AUSTRALIAN LABORATORY SERVICES PTY LTD ( ALS)	SAMPLE TESTINGS ON SOIL - KAMBALDA	324.50
EFT54334	21/09/2023	B&J CATALANO PTY LTD	LABOUR HIRE	8,916.60
EFT54335	21/09/2023	BADER LUBRICATION	HARDWARE SUPPLIES	1,980.69
EFT54336	21/09/2023	BARDAP HYDRAULICS - ZONE RESOURCE SERVICES PTY LTD T/A	HYDRAULIC REPAIRS	2,418.64
EFT54337	21/09/2023	BARFIELD EARTHMOVING (JAYCOURT NOMINEES P/L)	LABOUR HIRE	9,256.50
EFT54338	21/09/2023	BATTERY WORLD	BATTERY PURCHASES	750.00
EFT54339	21/09/2023	BAYSWATER AUTO DETAILERS	POOL VEHICLE CLEANING	319.00
EFT54340	21/09/2023	BIG BUBBLE	PUMP PURCHASES	311.00
EFT54341	21/09/2023	BIN BATH AUSTRALIA PTY LTD	BIN CLEANING	124.08
EFT54342	21/09/2023	BOC LTD	GAS BOTTLE ANNUAL RENTAL	146.28
EFT54343	21/09/2023	BUCHER MUNICIPAL PTY LTD	PLANT PARTS	212.29
EFT54344	21/09/2023	BUNNINGS GROUP LTD	HARDWARE SUPPLIES	304.60
EFT54345	21/09/2023	CIVIL AUTO ELECTRICS PTY LTD	PLANT REPAIRS	3,878.05
EFT54346	21/09/2023	COLIN PUMPHREY	CONSULTING FEE - REGIONAL WASTE COLLECTION MODEL	1,080.00
EFT54347	21/09/2023	COMMAND-A-COM AUSTRALIA PTY LTD	PHONE SYSTEM SUPPORT	38.50
EFT54348	21/09/2023	CREDITORWATCH	ONLINE CREDIT REFERENCE CHECKS	588.50
EFT54349	21/09/2023	CSE CROSSCOM PTY LTD	TWO-WAY RADIO REPAIR	280.50
EFT54350	21/09/2023	CUMMINS SOUTH PACIFIC PTY LTD	PLANT PARTS	4,060.25
EFT54351	21/09/2023	CUTTING EDGES REPLACEMENT PARTS PTY LTD	PLANT PARTS	5,938.68
EFT54352	21/09/2023	DAMSTRA TECHNOLOGY PTY LTD	MEMBERSHIP RENEWAL	631.40
EFT54353	21/09/2023	DEPARTMENT OF WATER AND ENVIRONMENTAL REGULATION (DWER)	ANNUAL LICENCE RENEWAL - HAZELMERE	2,172.50
EFT54354	21/09/2023	DRAKE AUSTRALIA PTY LTD	LABOUR HIRE	6,543.46
EFT54355	21/09/2023	ELAN ENERGY MATRIX	TYRE DISPOSAL COSTS - RED HILL	1,494.63

CEO's DELEGATED PAYMENTS LIST  
FOR THE MONTHS OF SEPTEMBER & OCTOBER 2023

Cheque / EFT No	Date	Payee		Amount
EFT54356	21/09/2023	ENVIRO SWEEP	SITE SWEEPING - HAZELMERE	4,754.77
EFT54357	21/09/2023	FLEET DYNAMICS PTY LTD	MONTHLY EQUIPMENT HIRE FEE	181.50
EFT54358	21/09/2023	FLEXI STAFF GROUP PTY LTD	LABOUR HIRE	2,673.41
EFT54359	21/09/2023	FLICK ANTICIMEX PTY LTD	HYGIENE SERVICES	383.72
EFT54360	21/09/2023	FRESH GIFT GROUP PTY LTD	STAFF AMENITIES	977.00
EFT54361	21/09/2023	FUJIFILM BUSINESS INNOVATION AUSTRALIA PTY LTD	PHOTOCOPIER MAINTENANCE & SUPPLIES	890.74
EFT54362	21/09/2023	GILL CORP (WA) PTY LTD TRADING AS GMG HAULAGE	WASTE TRANSPORTATION COSTS	13,860.00
EFT54363	21/09/2023	GOODCHILD ENTERPRISES	BATTERY PURCHASES	754.60
EFT54364	21/09/2023	GREENGATES GARDENING SERVICES	GARDENING SERVICE AT HAZELMERE	1,422.00
EFT54365	21/09/2023	HAYS SPECIALIST RECRUITMENT	LABOUR HIRE	2,958.12
EFT54366	21/09/2023	HEATLEY SALES PTY LTD	MARKETING MATERIALS	792.00
EFT54367	21/09/2023	HELENE P/L T/AS LO-GO APPOINTMENTS WA	LABOUR HIRE	3,491.14
EFT54368	21/09/2023	HILLS TILT & CRANE WILDFIRE GROUP P/L TA	SITE MAINTENANCE - RED HILL	2,759.90
EFT54369	21/09/2023	INDUSTRIAL RECRUITMENT PARTNERS	LABOUR HIRE	5,393.86
EFT54370	21/09/2023	KENNARDS HIRE	PLANT HIRE	1,036.00
EFT54371	21/09/2023	LIFT EQUIPT PTY LTD	PLANT MAINTENANCE	212.12
EFT54372	21/09/2023	LUMEN IT PTY LTD	ANNUAL SUBSCRIPTION	5,544.00
EFT54373	21/09/2023	LUNCH AT SUE'S	CATERING COSTS	132.50
EFT54374	21/09/2023	MA SERVICES GROUP PTY LTD	SECURITY MONITORING	7,782.83
EFT54375	21/09/2023	MADDERN ELECTRICS	BUILDING MAINTENANCE - ASCOT PLACE	385.00
EFT54376	21/09/2023	MAJOR MOTORS PTY LTD	PLANT PARTS	9,463.99
EFT54377	21/09/2023	METTAMS MUFFLERS MIDLAND	PLANT REPAIR	74.00
EFT54378	21/09/2023	MIDLAND STEEL FABRICATION - RASON HOLDINGS P/L AS TRUSTEE FOR THE MIDLAND STEEL TRUST (PREVIOUSLY MUNDARING TYREPOWER T/A RACADAGE P/L	PLANT PARTS	1,572.75
EFT54379	21/09/2023		PUNCTURE REPAIRS	272.00
EFT54380	21/09/2023	NEVERFAIL SPRINGWATER	BOTTLED WATER	57.54
EFT54381	21/09/2023	ODOUR CONTROL SYSTEMS INTERNATIONAL LTD	ALTERNATIVE DAILY COVER MATERIAL	19,247.39
EFT54382	21/09/2023	OFFICEWORKS	OFFICE SUPPLIES	479.00
EFT54383	21/09/2023	ONSITE RENTALS PTY LTD	MONTHLY RENTAL - HAZELMERE TRANSPORTABLE ADMIN BUILDING	4,071.56
EFT54384	21/09/2023	OPERATOR TRAINING AND ASSESSMENTS	STAFF TRAINING	1,100.00
EFT54385	21/09/2023	PERTH BLINDS	BLINDS FOR TRANSPORTABLE ADMIN BUILDING AT HAZELMERE	1,515.00
EFT54386	21/09/2023	PERTH ENERGY PTY LTD	GAS SUPPLY - WWtE	166.95
EFT54387	21/09/2023	PERTH PRINTING	PRINTING COSTS -PERMIT BOOKS FOR WWtE	946.00
EFT54388	21/09/2023	PETRO MIN ENGINEERS	CONSULTING FEE - WWtE & ELECTRICAL ENGINEERING SUPPORT	11,819.50
EFT54389	21/09/2023	PINNACLE HIRE WA PTY LTD	EQUIPMENT RENTAL	14,080.95
EFT54390	21/09/2023	PIRTEK MIDLAND (M & B HYDRAULICS PTY LTD)	HYDRAULIC HOSE SUPPLIES	2,974.36
EFT54391	21/09/2023	POWERUP AUTO TREATMENTS - CHEMSOL AUSTRALIA PTY LTD T/AS	GREASE - PLANTS	3,905.00
EFT54392	21/09/2023	PRESTIGE ALARMS	INTEGRATION OF CCTV CAMERA NETWORKS	9,691.00
EFT54393	21/09/2023	QUAD SERVICES PTY LTD	CLEANING SERVICES & CONSUMABLES - HRRP	4,443.68
EFT54394	21/09/2023	QUBE LOGISTICS (WA1) PTY LTD	PLANT HIRE	1,977.80
EFT54395	21/09/2023	REMONDIS AUSTRALIA PTY LTD	COLLECTION OF PAPER RECYCLABLES	145.45
EFT54396	21/09/2023	ROYAL WOLF AUSTRALIA - UNITED RENTALS AUSTRALIA P/L TA	EQUIPMENT RENTAL	244.62
EFT54397	21/09/2023	RUDD INDUSTRIAL	GAS BOTTLE PURCHASE	160.00
EFT54398	21/09/2023	SAGE CONSULTANCY	CONSULTING FEES - FOGO COMPOST PRODUCTION	1,650.00
EFT54399	21/09/2023	SNAP BELMONT (BELSNAP PTY LTD)	PRINTING COSTS - DAILY PLAN INSPECTION BOOK	460.90

CEO's DELEGATED PAYMENTS LIST  
FOR THE MONTHS OF SEPTEMBER & OCTOBER 2023

Cheque / EFT No	Date	Payee		Amount
EFT54400	21/09/2023	SONIC HEALTHPLUS PTY LTD	PRE-EMPLOYMENT MEDICAL	125.40
EFT54401	21/09/2023	SPUDS GARDENING SERVICES	GARDEN MAINTENANCE AT HAZELMERE	875.00
EFT54402	21/09/2023	STANLEE HOSPITALITY SUPPLIES - EAE HOLDINGS PTY LTD T/AS	KITCHEN SUPPLIES	174.90
EFT54403	21/09/2023	STATEWIDE BEARINGS - PARTOUT PTY LTD T/A	PLANT PARTS	146.85
EFT54404	21/09/2023	SWAN FIRE SERVICES	FIRE EQUIPMENT INSPECTION	603.90
EFT54405	21/09/2023	SYNERGY	ELECTRICITY CHARGES - HAZELMERE	1,736.79
EFT54406	21/09/2023	TELSTRA LIMITED	TELEPHONE EXPENSES	8,139.60
EFT54407	21/09/2023	THE KLEENING ZONE	PLANT MAINTENANCE	325.00
EFT54408	21/09/2023	TIM DAVIES LANDSCAPING PTY LTD (TDL)	GARDEN MAINTENANCE ASCOT PLACE	1,116.16
EFT54409	21/09/2023	TJSIGNS & VEHICLE GRAPHICS	SIGNS FOR WTS	17,586.25
EFT54410	21/09/2023	TOTALLY WORKWEAR MIDLAND	PROTECTIVE CLOTHING	598.58
EFT54411	21/09/2023	TUTT BRYANT EQUIPMENT (BT EQUIPMENT PTY LTD)	PLANT SERVICE & MAINTENANCE	2,009.13
EFT54412	21/09/2023	TWISTECH - GREG WOOD	INSTALLATION OF MIRROR IN WORKSHOP 3	1,256.75
EFT54413	21/09/2023	URBAN RESOURCES PTY LTD	EQUIPMENT HIRE	28,270.00
EFT54414	21/09/2023	VEOLIA RECYCLING & RECOVERY	FOGO BIN	64.12
EFT54415	21/09/2023	WA BOS SEMI-TRAILER EQUIPMENT PTY LTD	PLANT REPAIR	1,261.91
EFT54416	21/09/2023	WESTRAC EQUIPMENT PTY LTD	PLANT REPAIR, SERVICE & MAINTENANCE	19,022.30
EFT54417	21/09/2023	WILLIAMS & HUGHES PTY LTD	LEGAL ADVICE	715.00
EFT54418	21/09/2023	WINC AUSTRALIA PTY LTD	STATIONERY & CONSUMABLES	374.86
EFT54419	21/09/2023	WORK CLOBBER	PROTECTIVE CLOTHING	275.55
EFT54420	21/09/2023	WREN OIL	WASTE OIL REMOVAL	16.50
EFT54421	27/09/2023	ADT SECURITY	SECURITY MONITORING	66.58
EFT54422	27/09/2023	ALL RUBBER TMH PTY LTD	PLANT MAINTENANCE	1,314.50
EFT54423	27/09/2023	ALL TERRAIN SERVICES	PLANT HIRE	6,437.20
EFT54424	27/09/2023	ALLWEST PLANT HIRE	PLANT HIRE & LABOUR HIRE	44,466.56
EFT54425	27/09/2023	ALSCO PERTH	HYGIENE SERVICES	57.76
EFT54426	27/09/2023	APOLLO FABRICATIONS	HOOK-LIFT BIN PURCHASE	20,735.00
EFT54427	27/09/2023	AUSTBEZ HOLDINGS PTY LTD T/AS COMPLETE COMBUSTION	CONSULTING FEE - WW&E	7,598.80
EFT54428	27/09/2023	AUSTRALIA POST - ASCOT PLACE	POSTAL CHARGES	35.59
EFT54429	27/09/2023	AUSTRALIAN ENVIRONMENTAL AUDITORS PTY LTD	AUDIT REVIEW - RED HILL	2,640.00
EFT54430	27/09/2023	AVORA PTY LTD	INSTALLATION OF AWNING TO TRANSPORTABLE ADMIN BUILDING E	2,090.00
EFT54431	27/09/2023	B&J CATALANO PTY LTD	PLANT HIRE & LABOUR HIRE	6,283.20
EFT54432	27/09/2023	BARFIELD EARTHMOVING (JAYCOURT NOMINEES P/L)	PLANT HIRE & LABOUR HIRE	5,150.75
EFT54433	27/09/2023	BOSS ENTERTAINMENT PTY LTD	WELCOME TO COUNTRY CEREMONY - CTS OPENING	1,210.00
EFT54434	27/09/2023	BP AUSTRALIA PTY LTD	FUEL PURCHASES	15,703.59
EFT54435	27/09/2023	BRING COURIERS	COURIER SERVICE	634.01
EFT54436	27/09/2023	CHAMPIONSHIP ENTERPRISES PL ATF BELTRAMO BUSINESS TRUST TA/S ENZED WELSHPOOL	PLANT PARTS	4,568.87
EFT54437	27/09/2023	COMPU-STOR	IT BACKUP DATA SERVICES	1,021.80
EFT54438	27/09/2023	DAVID GRAY & CO PTY LTD	HARDWARE SUPPLIES	550.00
EFT54439	27/09/2023	DELOITTE FINANCIAL ADVISORY PTY LTD	LEGAL ADVICE	37,962.10
EFT54440	27/09/2023	DRAKE AUSTRALIA PTY LTD	LABOUR HIRE	6,486.59
EFT54441	27/09/2023	FUELFIX PTY LTD	EQUIPMENT HIRE	707.15
EFT54442	27/09/2023	HOSEFORCE PTY LTD	PLANT PARTS	519.00
EFT54443	27/09/2023	INTEGRATED ICT	IT SUPPORT	4,732.53



**CEO's DELEGATED PAYMENTS LIST  
FOR THE MONTHS OF SEPTEMBER & OCTOBER 2023**

Cheque / EFT No	Date	Payee		Amount
EFT54444	27/09/2023	JBS&G AUSTRALIA P/L T/A STRATEGEN JBS&G	ANNUAL COMPLIANCE AUDIT REPORT - RRFH	3,300.00
EFT54445	27/09/2023	KEYNERGY PTY LTD	CONSULTING FEES - WWtE	22,748.00
EFT54446	27/09/2023	LEVEL 5 DESIGN PTY LTD	GDA SUPPORT	33,948.20
EFT54447	27/09/2023	BOSORIMA TAS MAIL PLUS PERTH	MAIL SERVICE	415.43
EFT54448	27/09/2023	MARKETFORCE (OMNICOM MEDIA GROUP AUSTRALIA PTY LTD)	GOVERNMENT NOTICES	224.25
EFT54449	27/09/2023	MCLEODS BARRISTERS & SOLICITORS	LEGAL ADVICE	8,437.00
EFT54450	27/09/2023	MOMENTUM ENGINEERING PTY LTD	MECHANICAL & PROCESS ENGINEERING SUPPORT	24,521.75
EFT54451	27/09/2023	NATALE GROUP AUSTRALIA PTY LTD	CCTV CAMERA HIRE & MONITORING COST - RED HILL	323.40
EFT54452	27/09/2023	ONSITE RENTALS PTY LTD	MONTHLY RENTAL - HAZELMERE TRANSPORTABLE ADMIN BUILDING	495.07
EFT54453	27/09/2023	PERTH BIN HIRE - IWM (PBH) PTY LTD T/A	SKIP BIN HIRE	3,375.00
EFT54454	27/09/2023	PRUDENTIAL INVESTMENT SERVICES CORP P/L	INVESTMENT ADVISORY SERVICES	2,083.32
EFT54455	27/09/2023	SETON AUSTRALIA - BRADY AUSTRALIA PTY LTD T/AS	PROTECTIVE GEARS	477.84
EFT54456	27/09/2023	SWAN FIRE SERVICES	FIRE EQUIPMENT INSTALLATION - CTS	1,325.50
EFT54457	27/09/2023	TALIS CONSULTANTS	CONSULTING FEE - VARIOUS PROJECTS	46,354.03
EFT54458	27/09/2023	TELSTRA LIMITED	TELEPHONE EXPENSES	42.91
EFT54459	27/09/2023	TENDERLINK	ADVERTISING COSTS - TENDER	184.80
EFT54460	27/09/2023	TOTAL TOOLS MIDLAND	HARDWARE SUPPLIES	247.26
EFT54461	27/09/2023	TOTALLY WORKWEAR MIDLAND	PROTECTIVE CLOTHING	471.09
EFT54462	27/09/2023	TRADEFAIRE INTERNATIONAL PTY LTD	TYRE REPLACEMENTS	5,227.20
EFT54463	27/09/2023	UNITED EQUIPMENT PTY LTD	PLANT HIRE & PLANT SERVICE	2,021.25
EFT54464	27/09/2023	WASTETRANS WA - APPALA HOLDINGS PTY LTD T/AS	PRODUCT TRANSPORTATION COSTS	69,463.90
EFT54465	27/09/2023	WATERLOGIC AUSTRALIA PTY LTD	EQUIPMENT RENTAL & SERVICE FEE	627.00
EFT54466	27/09/2023	WEST - SURE GROUP PTY LTD	COURIER SERVICE	656.65
EFT54467	27/09/2023	WEST TIP WASTE CONTROL	SKIP BIN HIRE	1,556.50
EFT54468	27/09/2023	WESTERN AUSTRALIAN LOCAL GOVERNMENT ASSOCIATION (WALGA)	WALGA ANNUAL SUBSCRIPTION RENEWAL	47,586.53
EFT54469	27/09/2023	CITY OF SWAN	REIMBURSEMENT - LEGAL FEES	8,069.60
EFT54470	29/09/2023	AALAN LINE MARKING SERVICES	PAINTING OF LINES AT HAZELMERE	4,367.00
EFT54471	29/09/2023	ABSOLUTE OFFICE COMFORTS	FURNITURE FOR HAZELMERE	858.00
EFT54472	29/09/2023	AFGRI EQUIPMENT AUSTRALIA PTY LTD	PLANT PARTS	1,641.19
EFT54473	29/09/2023	AIR FILTER DRY CLEAN SYSTEMS WA	CLEAN & SERVICES FILTERS	444.35
EFT54474	29/09/2023	ALLWORKS (WA) PTY LTD	PLANT HIRE	8,250.00
EFT54475	29/09/2023	AUSCO MODULAR PTY LTD	PLANT HIRE - HAZELMERE	3,146.62
EFT54476	29/09/2023	AUSTRALIAN COMMUNICATIONS & MEDIA AUTHORITY ACMA	ANNUAL LICENCE RENEWAL - HAZELMERE	672.00
EFT54477	29/09/2023	AUSTRALIAN INSTITUTE OF MANAGEMENT - AIM	ANNUAL MEMBERSHIP RENEWAL	2,750.00
EFT54478	29/09/2023	AVORA PTY LTD	CONSTRUCT WWtE BUILDING	79,228.99
EFT54479	29/09/2023	B&J CATALANO PTY LTD	PLANT HIRE & LABOUR HIRE	5,451.60
EFT54480	29/09/2023	BARFIELD EARTHMOVING (JAYCOURT NOMINEES P/L)	PLANT HIRE & LABOUR HIRE	5,024.25
EFT54481	29/09/2023	BLACKWOODS ATKINS	SAFETY EQUIPMENTS	88.81
EFT54482	29/09/2023	BP AUSTRALIA PTY LTD	FUEL PURCHASES	41,663.21
EFT54483	29/09/2023	CABLENET ELECTRICAL SERVICES	BUILDING MAINTENANCE - HAZELMERE	1,760.00
EFT54484	29/09/2023	CAVALIER PORTABLES & PARK HOMES	PLANT HIRE - WWtE	1,763.68
EFT54485	29/09/2023	CHIDLOW WATER CARRIERS	WATER SUPPLIES - RED HILL SITE	300.00
EFT54486	29/09/2023	CHILD SUPPORT	EMPLOYEE DEDUCTION	349.93
EFT54487	29/09/2023	CITY OF SWAN	STAFF WELLNESS PROMOTION	144.00



CEO's DELEGATED PAYMENTS LIST  
FOR THE MONTHS OF SEPTEMBER & OCTOBER 2023

Cheque / EFT No	Date	Payee		Amount
EFT54488	29/09/2023	CIVIL AUTO ELECTRICS PTY LTD	PLANT REPAIRS	5,423.00
EFT54489	29/09/2023	CJD EQUIPMENT PTY LTD	PLANT MAINTENANCE, PARTS & SERVICE	1,733.53
EFT54490	29/09/2023	CROSSLAND & HARDY PTY LTD	QUARTERLY SURVEYING COSTS ON SHREDDED GREENWASTE	935.00
EFT54491	29/09/2023	CUTTING EDGES REPLACEMENT PARTS PTY LTD	PLANT PARTS	5,860.36
EFT54492	29/09/2023	EUROFINS ARL PTY LTD T/AS EUROFINS	SAMPLE TESTING - WOODCHIPS	59.03
EFT54493	29/09/2023	FLEXI STAFF GROUP PTY LTD	LABOUR HIRE	3,224.87
EFT54494	29/09/2023	FUJIFILM BUSINESS INNOVATION AUSTRALIA PTY LTD	PHOTOCOPIER MAINTENANCE & SUPPLIES	77.03
EFT54495	29/09/2023	GILL CORP (WA) PTY LTD TRADING AS GMG HAULAGE	WASTE TRANSPORTATION COSTS	14,520.00
EFT54496	29/09/2023	GLOBAL SPILL & SAFETY	SAFETY EQUIPMENT PURCHASE - HAZELMERE	332.20
EFT54497	29/09/2023	HELENE P/L T/AS LO-GO APPOINTMENTS WA	LABOUR HIRE	4,361.89
EFT54498	29/09/2023	HERBERT SMITH FREEHILLS LAWYERS	LEGAL ADVICE	5,190.46
EFT54499	29/09/2023	HERCULES MOBILES PTY LTD	EQUIPMENT HIRE	220.00
EFT54500	29/09/2023	INDUSTRIAL RECRUITMENT PARTNERS	LABOUR HIRE	5,849.75
EFT54501	29/09/2023	MAJOR MOTORS PTY LTD	PLANT PARTS	283.98
EFT54502	29/09/2023	MARKETFORCE (OMNICOM MEDIA GROUP AUSTRALIA PTY LTD)	AVON DESCENT 2023 ADVERTISING	5,005.00
EFT54503	29/09/2023	MCINTOSH & SON	PLANT PARTS	656.84
EFT54504	29/09/2023	MILLS RECRUITMENT - MILLS CORPORATION PTY LTD T/AS	LABOUR HIRE	429.57
EFT54505	29/09/2023	NEVERFAIL SPRINGWATER	BOTTLED WATER	124.67
EFT54506	29/09/2023	OTIS ELEVATOR COMPANY PTY LTD	QUARTERLY SERVICE - LIFT	2,028.59
EFT54507	29/09/2023	PAYG PAYMENTS	PAYG TAXATION PAYMENT	115,950.00
EFT54508	29/09/2023	PERTH SCIENTIFIC	QUARTERLY WATER MONITORING	190.30
EFT54509	29/09/2023	PETRO MIN ENGINEERS	CONSULTING FEE - WWtE	7,493.75
EFT54510	29/09/2023	PIRTEK MIDLAND (M & B HYDRAULICS PTY LTD)	HYDRAULIC HOSE SUPPLIES	1,080.35
EFT54511	29/09/2023	POWERUP AUTO TREATMENTS - CHEMSOL AUSTRALIA PTY LTD T/AS	GREASE - PLANTS	566.50
EFT54512	29/09/2023	QUAD SERVICES PTY LTD	CLEANING SERVICES & CONSUMABLES - HRRP	1,864.00
EFT54513	29/09/2023	SAFE ENERGY SERVICES	CERTIFICATION FOR GAS APPLIANCE	990.00
EFT54514	29/09/2023	SAGE CONSULTANCY	CONSULTING FEES - FOGO COMPOST PRODUCTION	1,100.00
EFT54515	29/09/2023	SETON AUSTRALIA - BRADY AUSTRALIA PTY LTD T/AS	HARDWARE SUPPLIES	683.00
EFT54516	29/09/2023	SONIC HEALTHPLUS PTY LTD	PRE-EMPLOYMENT MEDICAL	529.10
EFT54517	29/09/2023	SOUTHERN CROSS UNIVERSITY (ENVIRONMENTAL ANALYSIS LABORATORY)	CHEMICAL ANALYSIS - FOGO	5,017.32
EFT54518	29/09/2023	SPUDS GARDENING SERVICES	GARDEN MAINTENANCE AT RED HILL	3,537.00
EFT54519	29/09/2023	ST JOHN AMBULANCE ASSOCIATION	STAFF TRAINING	445.00
EFT54520	29/09/2023	STILES ELECTRICAL & COMMUNICATION SERVICES PTY LTD	ELECTRICAL WORKS	693.00
EFT54521	29/09/2023	SYNERGY	ELECTRICITY CHARGES - RED HILL	8,255.04
EFT54522	29/09/2023	TELSTRA LIMITED	TELEPHONE EXPENSES	596.56
EFT54523	29/09/2023	TUTT BRYANT EQUIPMENT (BT EQUIPMENT PTY LTD)	PLANT SERVICE & MAINTENANCE	3,008.46
EFT54524	29/09/2023	TWISTECH - GREG WOOD	SITE MAINTENANCE - RED HILL	858.00
EFT54525	29/09/2023	UPPAREL T/A MANRAGS ESSENTIALS PTY LTD	CLOTHING PICK UP	55.00
EFT54526	29/09/2023	VISION INTELLIGENCE PTY LTD	CAMERA HIRE	2,550.24
EFT54527	29/09/2023	WA SAFETY PRODUCTS	PROTECTIVE GEARS	61.64
EFT54528	29/09/2023	WATERLOGIC AUSTRALIA PTY LTD	EQUIPMENT RENTAL & SERVICE FEE	250.50
EFT54529	29/09/2023	WESTRAC EQUIPMENT PTY LTD	PLANT PARTS	12,960.29
EFT54530	29/09/2023	WILLIAMS & HUGHES PTY LTD	LEGAL ADVICE	610.50
EFT54531	29/09/2023	WINC AUSTRALIA PTY LTD	STATIONERY & CONSUMABLES	735.07



# Eastern Metropolitan Regional Council

## CEO's DELEGATED PAYMENTS LIST FOR THE MONTHS OF SEPTEMBER & OCTOBER 2023

Cheque / EFT No	Date	Payee		Amount
EFT54532	05/10/2023	ABSOLUTE OFFICE COMFORTS	FURNITURE FOR HAZELMERE WORKSHOP	18,582.67
EFT54533	05/10/2023	ADVANCED LIQUID WASTE - ANTHONY WALSH ATF 88	LIQUID WASTE MANAGEMENT - HAZELMERE	2,343.50
EFT54534	05/10/2023	FAMILY TRUST T/A AIR FILTER DRY CLEAN SYSTEMS WA	CLEAN & SERVICES FILTERS	289.85
EFT54535	05/10/2023	ALLPEST - ROL-WA PTY LTD T/AS	PEST CONTROLS AT RED HILL	1,969.98
EFT54536	05/10/2023	AMER SAABI	STAFF REIMBURSEMENT	45.96
EFT54537	05/10/2023	AVORA PTY LTD	CONSTRUCT WWtE BUILDING	74,969.37
EFT54538	05/10/2023	B&J CATALANO PTY LTD	PLANT HIRE & LABOUR HIRE	5,497.80
EFT54539	05/10/2023	BP AUSTRALIA PTY LTD	FUEL PURCHASES	60,372.48
EFT54540	05/10/2023	CHARLIE ZANNINO	QUARTERLY COUNCILLORS PAYMENT	2,747.50
EFT54541	05/10/2023	CHILD SUPPORT	EMPLOYEE DEDUCTION	139.92
EFT54542	05/10/2023	CIVIL AUTO ELECTRICS PTY LTD	PLANT REPAIRS	4,516.60
EFT54543	05/10/2023	CR PAUL POLIWKA	QUARTERLY COUNCILLORS PAYMENT	2,747.50
EFT54544	05/10/2023	CRAIG EWART T/AS STRIKE MAINTENANCE	GENERAL MAINTENANCE - HAZELMERE	357.50
EFT54545	05/10/2023	DATA 3 PERTH	SOFTWARE LICENCE RENEWAL	9,550.53
EFT54546	05/10/2023	DAVID GRAY & CO PTY LTD	HARDWARE SUPPLIES	6,248.00
EFT54547	05/10/2023	DEPARTMENT OF WATER AND ENVIRONMENTAL REGULATION (DWER)	WASTE CONTROL FORMS	484.00
EFT54548	05/10/2023	DOUG JEANS	QUARTERLY COUNCILLORS PAYMENT	4,052.18
EFT54549	05/10/2023	DRAKE AUSTRALIA PTY LTD	LABOUR HIRE	6,351.89
EFT54550	05/10/2023	ELAN ENERGY MATRIX	TYRE DISPOSAL COSTS - TRANSFER STATION	877.75
EFT54551	05/10/2023	EUROFINS ARL PTY LTD T/AS EUROFINS	SAMPLE TESTING - WOODCHIPS	118.05
EFT54552	05/10/2023	GALLOWAY ELECTRICAL CONTRACTORS	ELECTRICAL MAINTENANCE - BAYWASTE	735.26
EFT54553	05/10/2023	GIORGIA JOHNSON	COUNCILLORS ATTENDANCE FEE	500.00
EFT54554	05/10/2023	GREENS ELECTRICAL SERVICE	ELECTRICAL MAINTENANCE - RED HILL AMDIN	1,313.18
EFT54555	05/10/2023	HAYS SPECIALIST RECRUITMENT	LABOUR HIRE	8,133.84
EFT54556	05/10/2023	HELENE P/L T/AS LO-GO APPOINTMENTS WA	LABOUR HIRE	3,491.14
EFT54557	05/10/2023	HILARY MACWILLIAM	QUARTERLY COUNCILLORS PAYMENT	2,747.50
EFT54558	05/10/2023	HILLS FABRICATION & WELDING	PLANT MAINTENANCE	7,591.54
EFT54559	05/10/2023	HOSEFORCE PTY LTD	PLANT PARTS	115.54
EFT54560	05/10/2023	INDUSTRIAL RECRUITMENT PARTNERS	LABOUR HIRE	5,439.73
EFT54561	05/10/2023	JCB CONSTRUCTION EQUIPMENT AUSTRALIA (CFC HOLDINGS-CEA; JCB CEA; DYNAPAC CEA)	PLANT PARTS	957.46
EFT54562	05/10/2023	JOHN DAW	QUARTERLY COUNCILLORS PAYMENT	2,747.50
EFT54563	05/10/2023	JOINT CONSTRUCTION GROUP PTY LTD	CONSTRUCT CONCRETE SLABS, PIPES & CONDUITS FOR RWCS	29,666.19
EFT54564	05/10/2023	KENNARDS HIRE	PLANT HIRE	1,036.00
EFT54565	05/10/2023	LUNCH AT SUE'S	CATERING COSTS	175.00
EFT54566	05/10/2023	MANDALAY TECHNOLOGIES PTY LTD	HARDWARE SUPPLIES	1,134.10
EFT54567	05/10/2023	MEL CONGERTON	QUARTERLY COUNCILLORS PAYMENT	9,338.75
EFT54568	05/10/2023	MICHELLE SUTHERLAND	QUARTERLY COUNCILLORS PAYMENT	2,747.50
EFT54569	05/10/2023	WEX MOTORPASS	FLEET FUEL PURCHASES	2,510.00
EFT54570	05/10/2023	NEVERFAIL SPRINGWATER	BOTTLED WATER	115.08
EFT54571	05/10/2023	OFFICEWORKS	MOBILE PHONE PURCHASE	336.00
EFT54572	05/10/2023	OSBORNE AUTOS PTY LTD T/A OSBORNE PARK ISUZU UTE,	VEHICLE PURCHASE	52,168.02
EFT54573	05/10/2023	SUZUKI AND RENAULT OTICON AUSTRALIA P/L T/A AUDIKA	AUDIOLOGICAL ASSESSMENT FOR STAFF	204.05
EFT54574	05/10/2023	PAYG PAYMENTS	PAYG TAXATION PAYMENT	1,387.00
EFT54575	05/10/2023	PERTH AUTO ALLIANCE P/L T/A CHALLENGER FORD; LYNFORD & TITAN FORD	VEHICLE PURCHASE	50,373.55

**CEO's DELEGATED PAYMENTS LIST  
FOR THE MONTHS OF SEPTEMBER & OCTOBER 2023**

Cheque / EFT No	Date	Payee		Amount
EFT54576	05/10/2023	PINNACLE HEIGHT SAFETY PTY LTD	STAFF TRAINING	150.00
EFT54577	05/10/2023	PIRTEK MIDLAND (M & B HYDRAULICS PTY LTD)	HYDRAULIC HOSE SUPPLIES	187.40
EFT54578	05/10/2023	PRESTIGE ALARMS	MONITORING & SERVICING OF HAZELMERE SECURITY MAINTENANCE	2,134.00
EFT54579	05/10/2023	PROTECTOR FIRE SERVICES	REHOSE AND RETEST FIRE SUPPRESSION SYSTEM ON REFURBISHED C	7,315.00
EFT54580	05/10/2023	RELATIONSHIPS AUSTRALIA WA INC	EAP - COUNSELLING FEES	341.00
EFT54581	05/10/2023	RENT A FENCE PTY LTD	EQUIPMENT RENTAL - WWIE	594.00
EFT54582	05/10/2023	SCOTT PRINTERS PTY LTD	PRINTING COSTS - POSTERS	242.00
EFT54583	05/10/2023	SETON AUSTRALIA - BRADY AUSTRALIA PTY LTD T/AS	PLANT PARTS	248.75
EFT54584	05/10/2023	SNAP BELMONT (BELSNAP PTY LTD)	PRINTING COSTS - PRESTART BOOKLETS	902.00
EFT54585	05/10/2023	SOCO STUDIOS	PHOTOGRAPHY	330.00
EFT54586	05/10/2023	SONIC HEALTHPLUS PTY LTD	PRE-EMPLOYMENT MEDICAL	447.70
EFT54587	05/10/2023	ST JOHN AMBULANCE ASSOCIATION	FIRST AID KIT	34.95
EFT54588	05/10/2023	STEVE OSTASZEWSKYJ	QUARTERLY COUNCILLORS PAYMENT	2,747.50
EFT54589	05/10/2023	SYNERGY	ELECTRICITY CHARGES - ASCOT PLACE	4,436.42
EFT54590	05/10/2023	TELSTRA LIMITED	TELEPHONE EXPENSES	3,052.56
EFT54591	05/10/2023	THERMO FISHER SCIENTIFIC AUSTRALIA PTY LTD	EQUIPMENT RECALIBRATION	481.58
EFT54592	05/10/2023	TOTALLY WORKWEAR MIDLAND	PROTECTIVE CLOTHING	1,700.60
EFT54593	05/10/2023	WESTRAC EQUIPMENT PTY LTD	PLANT PARTS	525.95
EFT54594	05/10/2023	WINC AUSTRALIA PTY LTD	STATIONERY & CONSUMABLES	678.24
EFT54595	05/10/2023	WREN OIL	WASTE OIL REMOVAL	16.50
EFT54596	05/10/2023	WURTH AUSTRALIA PTY LTD	PROTECTIVE CLOTHING	2,621.92
EFT54597	05/10/2023	BISTEL CONSTRUCTION PTY LTD	CONSTRUCTION OF HRRP TRANSFER STATION	292,699.98
EFT54598	09/10/2023	GENSET HIRE AND SALES AUSTRALIA PTY LTD	PURCHASE REFUELLING FACILITY	101,199.87
EFT54599	11/10/2023	ADT SECURITY	BREAK GLASS UNIT INSTALLATION	206.25
EFT54600	11/10/2023	ADVANCED LIQUID WASTE - ANTHONY WALSH ATF 88 FAMILY TRUST T/A	LIQUID WASTE MANAGEMENT - RED HILL	825.00
EFT54601	11/10/2023	AFGRI EQUIPMENT AUSTRALIA PTY LTD	TRANSMISSION OIL	212.59
EFT54602	11/10/2023	AUSTRALIA AND NEW ZEALAND RECYCLING PLATFORM LTD	CONTRIBUTION TO TECH COLLECT E WASTE PROGRAM COLLECTION	622.83
EFT54603	11/10/2023	AVORA PTY LTD	CONSTRUCT WWIE BUILDING	90,738.74
EFT54604	11/10/2023	B&J CATALANO PTY LTD	PLANT HIRE & LABOUR HIRE	4,527.60
EFT54605	11/10/2023	BARFIELD EARTHMOVING (JAYCOURT NOMINEES P/L)	PLANT HIRE & LABOUR HIRE	11,877.25
EFT54606	11/10/2023	BUNNINGS GROUP LTD	HARDWARE SUPPLIES	224.02
EFT54607	11/10/2023	CIVIL AUTO ELECTRICS PTY LTD	PLANT REPAIRS	2,239.60
EFT54608	11/10/2023	DATA 3 PERTH	SOFTWARE LICENCE RENEWAL	4,725.01
EFT54609	11/10/2023	DRAKE AUSTRALIA PTY LTD	LABOUR HIRE	6,761.86
EFT54610	11/10/2023	ECOLO WA	ODOUR CONTROL SOLUTIONS	3,168.00
EFT54611	11/10/2023	FOSTER PLUMBING AND GAS	PLUMBING SERVICE - HRRP	16,500.00
EFT54612	11/10/2023	INSTANT WEIGHT PTY LTD T/A INSTANT WEIGHING	PLANT CALIBRATION	3,954.17
EFT54613	11/10/2023	KONE BUILDING DOORS - A DIV OF KONE ELEVATORS PTY LTD	MAINTENANCE - ASCOT PLACE GARAGE DOOR	107.78
EFT54614	11/10/2023	MIDLAND STEEL FABRICATION - RASON HOLDINGS P/L AS TRUSTEE FOR THE MIDLAND STEEL TRUST (PREVIOUSLY	EQUIPMENT REPAIR	198.00
EFT54615	11/10/2023	MIDWAY FORD (WA)	VEHICLE SERVICE	600.00
EFT54616	11/10/2023	MITCHELL TREZISE	STAFF REIMBURSEMENT	376.02
EFT54617	11/10/2023	NEVERFAIL SPRINGWATER	BOTTLED WATER	249.34
EFT54618	11/10/2023	OTR TYRES T/A TKPH PTY LTD	TYRE REPAIRS	182.88
EFT54619	11/10/2023	PERTH QUALITY SERVICES	ADDITIONAL CLEANING - TRANSFER STATION	700.00

CEO's DELEGATED PAYMENTS LIST  
FOR THE MONTHS OF SEPTEMBER & OCTOBER 2023

Cheque / EFT No	Date	Payee		Amount
EFT54620	11/10/2023	PIRTEK MALAGA - JH FLUID TRANSFER SOLUTIONS T/AS	PLANT REPAIRS & MAINTENANCE	1,944.23
EFT54621	11/10/2023	PIRTEK MIDLAND (M & B HYDRAULICS PTY LTD)	HYDRAULIC HOSE SUPPLIES	1,531.65
EFT54622	11/10/2023	PRIDE PLUMBING AND GAS	NG INSTALLATION - WWtE	2,200.00
EFT54623	11/10/2023	RENT A FENCE PTY LTD	EQUIPMENT RENTAL - WWtE	518.66
EFT54624	11/10/2023	RENTOKIL INITIAL PTY LTD	QUARTERLY PEST CONTROL SERVICE	1,588.84
EFT54625	11/10/2023	STANTONS INTERNATIONAL	INTERNAL AUDIT SERVICES	6,657.64
EFT54626	11/10/2023	SYDNEY TOOLS PTY LTD	EQUIPMENT PURCHASES	2,968.20
EFT54627	11/10/2023	TANGIBILITY PTY LTD	MARKETING MATERIALS	9,108.00
EFT54628	11/10/2023	TRADEFAIRE INTERNATIONAL PTY LTD	TYRE REPLACEMENTS	2,920.50
EFT54629	11/10/2023	TU TE PAKI O HEWA GLENN STEPHENS	STAFF REIMBURSEMENT	200.00
EFT54630	11/10/2023	WASTETRANS WA - APPALA HOLDINGS PTY LTD T/AS	PRODUCT TRANSPORTATION COSTS	1,650.00
EFT54631	11/10/2023	WESTRAC EQUIPMENT PTY LTD	PLANT SERVICE & MAINTENANCE	1,292.10
EFT54632	11/10/2023	WEX MOTORPASS	FLEET FUEL PURCHASES	80.64
EFT54633	11/10/2023	WINC AUSTRALIA PTY LTD	STATIONERY & CONSUMABLES	462.73
EFT54634	13/10/2023	ADVANCED LIQUID WASTE - ANTHONY WALSH ATF 88 FAMILY TRUST T/A	LIQUID WASTE MANAGEMENT - RED HILL	825.00
EFT54635	13/10/2023	AIR FILTER DRY CLEAN SYSTEMS WA	CLEAN & SERVICES FILTERS	525.09
EFT54636	13/10/2023	ALLROADS TRANSPORT ENGINEERS	PURCHASE OF WALKING FLOOR WITH BASE - SECONDHAND	280,946.75
EFT54637	13/10/2023	AV TRUCK SERVICES PTY LTD	PLANT PARTS	993.63
EFT54638	13/10/2023	AXAR PATEL	STAFF REIMBURSEMENT	2,749.00
EFT54639	13/10/2023	BOBCAT ATTACH	PLANT PARTS	352.00
EFT54640	13/10/2023	BP AUSTRALIA PTY LTD	FUEL PURCHASES	32,419.44
EFT54641	13/10/2023	BUCHER MUNICIPAL PTY LTD	PLANT MAINTENANCE	2,651.52
EFT54642	13/10/2023	BUNNINGS GROUP LTD	HARDWARE SUPPLIES	21.70
EFT54643	13/10/2023	CHARLES SERVICE COMPANY	CLEANING SERVICES - RED HILL	3,047.41
EFT54644	13/10/2023	CHILD SUPPORT	EMPLOYEE DEDUCTION	352.37
EFT54645	13/10/2023	CITY OF SWAN	REIMBURSEMENT - LEGAL FEES	1,540.00
EFT54646	13/10/2023	CIVIL AUTO ELECTRICS PTY LTD	PLANT REPAIRS	270.05
EFT54647	13/10/2023	CLEANAWAY PTY LTD	COLLECTION OF GAS CYLINDERS FROM TRANSFER STATION	2,558.57
EFT54648	13/10/2023	CROSSLAND & HARDY PTY LTD	SURVEYING COSTS - OUTLINE DIESEL TANK SLAB	739.20
EFT54649	13/10/2023	CSE CROSSCOM PTY LTD	TWO-WAY RADIO REPAIR	528.00
EFT54650	13/10/2023	HAYS SPECIALIST RECRUITMENT	LABOUR HIRE	2,269.58
EFT54651	13/10/2023	HOSEFORCE PTY LTD	PLANT PARTS	110.38
EFT54652	13/10/2023	INDUSTRIAL RECRUITMENT PARTNERS	LABOUR HIRE	6,045.83
EFT54653	13/10/2023	INTEGRATED ICT	IT SUPPORT	3,122.32
EFT54654	13/10/2023	IT VISION AUSTRALIA PTY LTD	ANNUAL LICENCE RENEWAL	7,044.89
EFT54655	13/10/2023	KEYNERGY PTY LTD	CONSULTING FEES - WWtE	13,431.00
EFT54656	13/10/2023	KLB SYSTEMS	COMPUTER CONSUMABLES	429.00
EFT54657	13/10/2023	M & P TSIHLAS PTY LTD	PRODUCT TRANSPORTATION COSTS	752.01
EFT54658	13/10/2023	MUNDARING TYREPOWER T/A RACADAGE P/L	PUNCTURE REPAIR	35.00
EFT54659	13/10/2023	PAYG PAYMENTS	PAYG TAXATION PAYMENT	119,494.00
EFT54660	13/10/2023	PIRTEK MIDLAND (M & B HYDRAULICS PTY LTD)	HYDRAULIC HOSE SUPPLIES	2,106.11
EFT54661	13/10/2023	RUDD INDUSTRIAL	PLANT PARTS	421.43
EFT54662	13/10/2023	SCOTT PRINTERS PTY LTD	PRINTING COSTS - FLYERS	418.00
EFT54663	13/10/2023	SETON AUSTRALIA - BRADY AUSTRALIA PTY LTD T/AS	SAFETY GEARS	80.47

CEO's DELEGATED PAYMENTS LIST  
FOR THE MONTHS OF SEPTEMBER & OCTOBER 2023

Cheque / EFT No	Date	Payee		Amount
EFT54664	13/10/2023	SONIC HEALTHPLUS PTY LTD	PRE-EMPLOYMENT MEDICAL	950.95
EFT54665	13/10/2023	SYNERGY	ELECTRICITY CHARGES - HAZELMERE	13,360.41
EFT54666	13/10/2023	THE KLEENING ZONE	PLANT MAINTENANCE	300.00
EFT54667	13/10/2023	TJ DEPIAZZI & SONS	PRODUCT TRANSPORTATION COSTS	7,145.60
EFT54668	13/10/2023	TOTALLY WORKWEAR MIDLAND	PROTECTIVE CLOTHING	35.93
EFT54669	13/10/2023	TRUCKLINE - SPECIALIST WHOLESALERS PTY LTD T/AS	PLANT PARTS	254.94
EFT54670	13/10/2023	WESTERN TREE RECYCLERS	SHREDDING OF GREENWASTE	44,068.26
EFT54671	13/10/2023	WESTRAC EQUIPMENT PTY LTD	PLANT PARTS & PLANT SERVICE & MAINTENANCE	9,653.55
EFT54672	13/10/2023	WILLIAMS & HUGHES PTY LTD	LEGAL ADVICE	1,705.00
EFT54673	13/10/2023	WINC AUSTRALIA PTY LTD	STATIONERY & CONSUMABLES	63.98
EFT54674	13/10/2023	WORKPLACE INVESTIGATION SERVICES PTY LTD	GRAPEVINE SERVICES - ANNUAL RENEWAL FEE	2,420.00
EFT54675	16/10/2023	ABA AUTOMATIC GATES WA	GATE REPAIR	1,886.96
EFT54676	16/10/2023	SAGE CONSULTANCY	CONSULTING FEES - FOGO COMPOST PRODUCTION	2,200.00
EFT54677	19/10/2023	DEPUTY COMMISSIONER OF TAXATION	GST PAYMENT	425,089.00
EFT54678	19/10/2023	ADVANS EXHIBITION SERVICES	EXHIBITION FEES	2,138.59
EFT54679	19/10/2023	ALLIGHTSYKES PTY LTD	SERVICE TO GENERATOR & REPAIR OF TURN ENGINES	1,361.85
EFT54680	19/10/2023	AMALGAM RECRUITMENT	LABOUR HIRE	1,927.71
EFT54681	19/10/2023	ANE TRADE SERVICES	GENERAL MAINTENANCE - RED HILL	225.50
EFT54682	19/10/2023	ATI-MIRAGE TRAINING AND BUSINESS SOLUTIONS PTY LTD	STAFF TRAINING	569.25
EFT54683	19/10/2023	B&J CATALANO PTY LTD	PLANT HIRE & LABOUR HIRE	8,939.70
EFT54684	19/10/2023	BARFIELD EARTHMOVING (JAYCOURT NOMINEES P/L)	PLANT HIRE & LABOUR HIRE	11,297.00
EFT54685	19/10/2023	BAYSWATER AUTO DETAILERS	POOL VEHICLE CLEANING	319.00
EFT54686	19/10/2023	BIG WHEELS TRUCK ALIGNMENT	PLANT PARTS	396.00
EFT54687	19/10/2023	BIN BATH AUSTRALIA PTY LTD	BIN CLEANING	103.40
EFT54688	19/10/2023	BREATHALYSER SALES AND SERVICE	SAFETY EQUIPMENT PURCHASE - HAZELMERE	9,093.70
EFT54689	19/10/2023	BUCHER MUNICIPAL PTY LTD	PLANT PARTS	1,238.70
EFT54690	19/10/2023	CITY OF BAYSWATER	STAFF WELLNESS PROMOTION	308.00
EFT54691	19/10/2023	CJD EQUIPMENT PTY LTD	PLANT MAINTENANCE, PARTS & SERVICE	4,301.87
EFT54692	19/10/2023	CSE CROSSCOM PTY LTD	TWO-WAY RADIO MAINTENANCE	1,369.50
EFT54693	19/10/2023	DAMSTRA TECHNOLOGY PTY LTD	MEMBERSHIP RENEWAL	631.40
EFT54694	19/10/2023	DRAKE AUSTRALIA PTY LTD	LABOUR HIRE	5,426.55
EFT54695	19/10/2023	ECO ENVIRONMENTAL (BENFOSTER PTY LTD)	EQUIPMENT HIRE	2,772.00
EFT54696	19/10/2023	EFFICIENT REFRIGERATION & ENERGY SAVINGS PTY LTD	AIRCONDITIONING MAINTENANCE & REPAIR - RED HILL ADMIN	484.00
EFT54697	19/10/2023	ELAN ENERGY MATRIX	TYRE DISPOSAL COSTS - RED HILL	1,370.99
EFT54698	19/10/2023	ENVIRO SWEEP	SITE SWEEPING - RED HILL	1,240.62
EFT54699	19/10/2023	FUJIFILM BUSINESS INNOVATION AUSTRALIA PTY LTD	PHOTOCOPIER MAINTENANCE & SUPPLIES	30.80
EFT54700	19/10/2023	HAYS SPECIALIST RECRUITMENT	LABOUR HIRE	4,024.71
EFT54701	19/10/2023	INDUSTRIAL RECRUITMENT PARTNERS	LABOUR HIRE	5,218.96
EFT54702	19/10/2023	KENNARDS HIRE	PLANT HIRE	1,036.00
EFT54703	19/10/2023	KEYNERGY PTY LTD	CONSULTING FEES - WWtE	6,776.00
EFT54704	19/10/2023	MCLEODS BARRISTERS & SOLICITORS	LEGAL ADVICE	539.00
EFT54705	19/10/2023	METRO MOTORS (2010) PTY LTD	VEHICLE SERVICE	407.10
EFT54706	19/10/2023	MIDLAND TOYOTA	VEHICLE SERVICES	421.54
EFT54707	19/10/2023	MIDWAY FORD (WA)	DASH MAT FOR VEHICLE	85.00

CEO's DELEGATED PAYMENTS LIST  
FOR THE MONTHS OF SEPTEMBER & OCTOBER 2023

Cheque / EFT No	Date	Payee		Amount
EFT54708	19/10/2023	MOBILE MOUSE	STAFF TRAINING	865.00
EFT54709	19/10/2023	MUNDARING TYREPOWER T/A RACADAGE P/L	PUNCTURE REPAIR & REPLACEMENT	879.00
EFT54710	19/10/2023	NAPA (FORMERLY KNOWN AS COVS)	HARDWARE SUPPLIES	314.60
EFT54711	19/10/2023	NETSIGHT CONSULTING PTY LTD ATF AM2 TRUST & FM2 TRUST	MYOSH LICENCE COST	6,013.70
EFT54712	19/10/2023	NEVERFAIL SPRINGWATER	BOTTLED WATER	241.17
EFT54713	19/10/2023	NWS NUWEIGH / JUST IN SCALES	EUQIPMENT PURCHASE	712.25
EFT54714	19/10/2023	ODOUR CONTROL SYSTEMS INTERNATIONAL LTD	ALTERNATIVE DAILY COVER MATERIAL	28,579.04
EFT54715	19/10/2023	ONSITE RENTALS PTY LTD	MONTHLY RENTAL - HAZELMERE TRANSPORTABLE ADMIN BUILDING	2,715.45
EFT54716	19/10/2023	PAYG PAYMENTS	PAYG TAXATION PAYMENT	1,119.00
EFT54717	19/10/2023	PERTH ENERGY PTY LTD	GAS SUPPLY - WWtE	166.95
EFT54718	19/10/2023	PETRO MIN ENGINEERS	CONSULTING FEE - WWtE	6,407.50
EFT54719	19/10/2023	PINNACLE HIRE WA PTY LTD	EQUIPMENT RENTAL	10,473.12
EFT54720	19/10/2023	PIRTEK MIDLAND (M & B HYDRAULICS PTY LTD)	HYDRAULIC HOSE SUPPLIES	427.06
EFT54721	19/10/2023	RELATIONSHIPS AUSTRALIA WA INC	EAP - COUNSELLING FEES	341.00
EFT54722	19/10/2023	RELOCATIONS WA PTY LTD - SP & PG BLACKWELL FAMILY TRUST T/AS	OFFICE FURNITURE REALLOCATION	814.00
EFT54723	19/10/2023	RIGHT METAL FENCING PTY LTD	NOISE CONTROL FENCING - HRRP	135,562.24
EFT54724	19/10/2023	RUDD INDUSTRIAL	HARDWARE SUPPLIES	74.90
EFT54725	19/10/2023	SAGE CONSULTANCY	CONSULTING FEES - FOGO COMPOST PRODUCTION	10,450.00
EFT54726	19/10/2023	SCOTT PRINTERS PTY LTD	PRINTING COSTS - POSTERS	176.00
EFT54727	19/10/2023	SIGN SUPERMARKET	SIGNS	121.00
EFT54728	19/10/2023	SITEVISUALS - THE TRUSTEE FOR THE iViz MEDIA UNIT TRUST T/AS	RED HILL VIDEO PRODUCTION	275.00
EFT54729	19/10/2023	SKILL HIRE WA PTY LTD	LABOUR HIRE	2,543.11
EFT54730	19/10/2023	SONIC HEALTHPLUS PTY LTD	PRE-EMPLOYMENT MEDICAL	579.70
EFT54731	19/10/2023	SWAN FIRE SERVICES	INSPECTION AND SERVICING OF FIRE PROTECTION SYSTEMS - HRRP	603.90
EFT54732	19/10/2023	SWAN TOWING SERVICES PTY LTD ATF THE SWAN TOWING TRUST	PLANT TRANSPORTATION COST	550.00
EFT54733	19/10/2023	SYDNEY TOOLS PTY LTD	EQUIPMENT PURCHASES	5,186.20
EFT54734	19/10/2023	SYNERGY	ELECTRICITY CHARGES - HAZELMERE	1,562.99
EFT54735	19/10/2023	TIM DAVIES LANDSCAPING PTY LTD (TDL)	GARDEN MAINTENANCE ASCOT PLACE	1,116.16
EFT54736	19/10/2023	TRADEFAIRE INTERNATIONAL PTY LTD	TYRE REPLACEMENT	8,519.50
EFT54737	19/10/2023	TRUCKLINE - SPECIALIST WHOLESALERS PTY LTD T/AS	PLANT PARTS	764.81
EFT54738	19/10/2023	TUTT BRYANT EQUIPMENT (BT EQUIPMENT PTY LTD)	PLANT SERVICE & MAINTENANCE	3,813.28
EFT54739	19/10/2023	WESTRAC EQUIPMENT PTY LTD	PLANT REPAIR, SERVICE & MAINTENANCE	9,677.36
EFT54740	19/10/2023	WILLIAMS & HUGHES PTY LTD	LEGAL ADVICE	330.00
EFT54741	19/10/2023	WINC AUSTRALIA PTY LTD	STATIONERY & CONSUMABLES	423.96
EFT54742	19/10/2023	WURTH AUSTRALIA PTY LTD	HARDWARE SUPPLIES	1,803.70
EFT54743	26/10/2023	ADT SECURITY	SECURITY MONITORING	220.58
EFT54744	26/10/2023	ADVANCED LIQUID WASTE - ANTHONY WALSH ATF 88 FAMILY TRUST T/A	LIQUID WASTE MANAGEMENT - RED HILL	825.00
EFT54745	26/10/2023	ALL TERRAIN SERVICES	PLANT HIRE	5,775.00
EFT54746	26/10/2023	ALLPEST - ROL-WA PTY LTD T/AS	PEST CONTROLS AT BAYWASTE	1,190.00
EFT54747	26/10/2023	ALLWEST PLANT HIRE	PLANT HIRE & LABOUR HIRE	31,082.67
EFT54748	26/10/2023	ALLWORKS (WA) PTY LTD	PLANT HIRE	8,250.00
EFT54749	26/10/2023	ALSCO PERTH	HYGIENE SERVICES	57.76
EFT54750	26/10/2023	AMALGAM RECRUITMENT	LABOUR HIRE	3,104.09
EFT54751	26/10/2023	AUSCO MODULAR PTY LTD	PLANT HIRE - HAZELMERE	3,146.62

**CEO's DELEGATED PAYMENTS LIST  
FOR THE MONTHS OF SEPTEMBER & OCTOBER 2023**

Cheque / EFT No	Date	Payee		Amount
EFT54752	26/10/2023	AUSTRALIAN ENVIRONMENTAL AUDITORS PTY LTD	AUDIT REVIEW - RED HILL	10,428.00
EFT54753	26/10/2023	AUSTRALIAN LABORATORY SERVICES PTY LTD ( ALS)	SAMPLE TESTINGS ON SOIL - KAMBALDA	324.50
EFT54754	26/10/2023	B&J CATALANO PTY LTD	PLANT HIRE & LABOUR HIRE	7,114.80
EFT54755	26/10/2023	BIOBAGWORLD AUSTRALIA PTY LTD	FOGO LINERS FOR BASSENDEAN	13,076.98
EFT54756	26/10/2023	BISHOPS BOILYS P/L	PLANT PLANTS	1,430.00
EFT54757	26/10/2023	BLACKWOODS ATKINS	SAFETY EQUIPMENTS	755.24
EFT54758	26/10/2023	BOSORIMA TAS MAIL PLUS PERTH	MAIL SERVICE	444.26
EFT54759	26/10/2023	BP AUSTRALIA PTY LTD	FUEL PURCHASES	40,311.33
EFT54760	26/10/2023	BRING COURIERS	COURIER SERVICE	246.68
EFT54761	26/10/2023	BUNNINGS GROUP LTD	HARDWARE SUPPLIES	737.59
EFT54762	26/10/2023	CAVALIER PORTABLES & PARK HOMES	PLANT HIRE - WWtE	1,763.68
EFT54763	26/10/2023	CHARLIE ZANNINO	TRAVEL CLAIMS	304.00
EFT54764	26/10/2023	CHIDLOW WATER CARRIERS	WATER SUPPLIES - RED HILL SITE	300.00
EFT54765	26/10/2023	CHILD SUPPORT	EMPLOYEE DEDUCTION	354.30
EFT54766	26/10/2023	CITY OF SWAN	REIMBURSEMENT - LEGAL FEES	123.64
EFT54767	26/10/2023	CJD EQUIPMENT PTY LTD	PLANT MAINTENANCE, PARTS & SERVICE	1,116.60
EFT54768	26/10/2023	COMPU-STOR	IT BACKUP DATA SERVICES	896.67
EFT54769	26/10/2023	CREDITORWATCH	ONLINE CREDIT REFERENCE CHECKS	588.50
EFT54770	26/10/2023	CUTTING EDGES REPLACEMENT PARTS PTY LTD	PLANT PARTS	3,848.64
EFT54771	26/10/2023	DAVID SCHMIDT	STAFF REIMBURSEMENT	1,965.95
EFT54772	26/10/2023	DEPARTMENT OF WATER AND ENVIRONMENTAL REGULATION (DWER)	WASTE CONTROL FORMS & ASSESSMENT FEE	13,648.25
EFT54773	26/10/2023	DRAKE AUSTRALIA PTY LTD	LABOUR HIRE	7,570.86
EFT54774	26/10/2023	ELAN ENERGY MATRIX	TYRE DISPOSAL COSTS - TRANSFER STATION	566.39
EFT54775	26/10/2023	FLEET DYNAMICS PTY LTD	MONTHLY EQUIPMENT HIRE FEE	169.40
EFT54776	26/10/2023	FLICK ANTICIMEX PTY LTD	HYGIENE SERVICES	1,935.73
EFT54777	26/10/2023	FRESH GIFT GROUP PTY LTD	STAFF AMENITIES	781.60
EFT54778	26/10/2023	FUJIFILM BUSINESS INNOVATION AUSTRALIA PTY LTD	PHOTOCOPIER MAINTENANCE & SUPPLIES	730.73
EFT54779	26/10/2023	HILKE PTY LTD	STAFF TRAINING	2,200.00
EFT54780	26/10/2023	ID CONSULTING PTY LTD	ANNUAL SUBSCRIPTION RENEWAL	3,025.00
EFT54781	26/10/2023	INTEGRATED ICT	IT SUPPORT	9,327.37
EFT54782	26/10/2023	JBS&G AUSTRALIA P/L T/A STRATEGEN JBS&G	CONSULTING FEES - ANNUAL COMPLIANCE ASSESSMENT REVIEW FOI	583.00
EFT54783	26/10/2023	KLB SYSTEMS	SOFTWARE RENEWAL	4,345.00
EFT54784	26/10/2023	MA SERVICES GROUP PTY LTD	SECURITY MONITORING	2,347.20
EFT54785	26/10/2023	MARKETFORCE (OMNICOM MEDIA GROUP AUSTRALIA PTY LTD)	VARIOUS NOTICES	2,621.80
EFT54786	26/10/2023	MCINERNEY FORD	VEHICLE PURCHASES	104,142.70
EFT54787	26/10/2023	NEVERFAIL SPRINGWATER	BOTTLED WATER	230.16
EFT54788	26/10/2023	ONSITE RENTALS PTY LTD	MONTHLY RENTAL - HAZELMERE TRANSPORTABLE ADMIN BUILDINC	4,993.10
EFT54789	26/10/2023	OTR TYRES T/A TKPH PTY LTD	TYRE REPAIRS	182.11
EFT54790	26/10/2023	PAYG PAYMENTS	PAYG TAXATION PAYMENT	120,843.00
EFT54791	26/10/2023	PERTH BIN HIRE - IWM (PBH) PTY LTD T/A	SKIP BIN HIRE	225.00
EFT54792	26/10/2023	POWERUP AUTO TREATMENTS - CHEMSOL AUSTRALIA PTY LTD T/AS	GREASE - PLANTS	566.50
EFT54793	26/10/2023	PRUDENTIAL INVESTMENT SERVICES CORP P/L	INVESTMENT ADVISORY SERVICES	2,083.32
EFT54794	26/10/2023	QUAD SERVICES PTY LTD	CLEANING SERVICES & CONSUMABLES - HRRP & ASCOT PLACE	5,602.94
EFT54795	26/10/2023	QUBE LOGISTICS (WA1) PTY LTD	PLANT HIRE	1,914.00



CEO's DELEGATED PAYMENTS LIST  
FOR THE MONTHS OF SEPTEMBER & OCTOBER 2023

Cheque / EFT No	Date	Payee		Amount
EFT54796	26/10/2023	REMONDIS AUSTRALIA PTY LTD	COLLECTION OF PAPER RECYCLABLES	50.82
EFT54797	26/10/2023	RENT A FENCE PTY LTD	EQUIPMENT RENTAL - WWtE	123.55
EFT54798	26/10/2023	ROYAL WOLF AUSTRALIA - UNITED RENTALS AUSTRALIA	EQUIPMENT RENTAL	244.62
EFT54799	26/10/2023	P/L TA SAGE CONSULTANCY	CONSULTING FEES - FOGO COMPOST PRODUCTION	1,100.00
EFT54800	26/10/2023	SETON AUSTRALIA - BRADY AUSTRALIA PTY LTD T/AS	PLANT PARTS	630.65
EFT54801	26/10/2023	SKYLINE LANDSCAPE SERVICES	GARDEN MAINTENANCE - BAYWASTE	1,166.00
EFT54802	26/10/2023	SONIC HEALTHPLUS PTY LTD	PRE-EMPLOYMENT MEDICAL	49.50
EFT54803	26/10/2023	SPUDS GARDENING SERVICES	GARDEN MAINTENANCE AT RED HILL	2,827.00
EFT54804	26/10/2023	STILES ELECTRICAL & COMMUNICATION SERVICES PTY LTD	ELECTRICAL WORKS - WORKSHOP 1	12,141.80
EFT54805	26/10/2023	SKIPPER TRANSPORT PARTS	PLANT PARTS	958.03
EFT54806	26/10/2023	TALIS CONSULTANTS	CONSULTING FEE - VARIOUS PROJECTS	3,734.50
EFT54807	26/10/2023	TELSTRA LIMITED	TELEPHONE EXPENSES	8,139.91
EFT54808	26/10/2023	TENDERLINK	ADVERTISING COSTS - TENDER	184.80
EFT54809	26/10/2023	TIM DAVIES LANDSCAPING PTY LTD (TDL)	GARDEN MAINTENANCE ASCOT PLACE	1,116.16
EFT54810	26/10/2023	TJSIGNS & VEHICLE GRAPHICS	SUPPLY AND FIT SIGNAGE FOR HAZELMERE ADMIN HUB	781.00
EFT54811	26/10/2023	TMO PEST AND WEED MANAGEMENT	WEED CONTROL - RED HILL	13,500.00
EFT54812	26/10/2023	TOTALLY WORKWEAR MIDLAND	PROTECTIVE CLOTHING	805.55
EFT54813	26/10/2023	TUTT BRYANT EQUIPMENT (BT EQUIPMENT PTY LTD)	PLANT SERVICE & MAINTENANCE	4,371.06
EFT54814	26/10/2023	TWISTECH - GREG WOOD	FENCING FOR WWtE & FENCE REPAIR FOR RED HILL	18,923.30
EFT54815	26/10/2023	URBAN RESOURCES PTY LTD	EQUIPMENT HIRE	20,658.00
EFT54816	26/10/2023	VEOLIA RECYCLING & RECOVERY	FOGO BIN	66.14
EFT54817	26/10/2023	WASTETRANS WA - APPALA HOLDINGS PTY LTD T/AS	PRODUCT TRANSPORTATION COSTS	52,922.10
EFT54818	26/10/2023	WATERLOGIC AUSTRALIA PTY LTD	EQUIPMENT RENTAL & SERVICE FEE	877.50
EFT54819	26/10/2023	WEST - SURE GROUP PTY LTD	COURIER SERVICE	612.65
EFT54820	26/10/2023	WESTERN ENVIRONMENTAL PTY LTD	SAMPLING OF SULFATE SOILS	5,225.00
EFT54821	26/10/2023	WESTRAC EQUIPMENT PTY LTD	PLANT PARTS	2,415.83
EFT54822	26/10/2023	WINC AUSTRALIA PTY LTD	STATIONERY & CONSUMABLES	177.28
EFT54823	27/10/2023	DEPARTMENT OF WATER AND ENVIRONMENTAL REGULATION (DWER)	QUARTERLY LANDFILL LEVY	5,165,819.60
EFT54824	27/10/2023	EQUIP-SAFE	STAFF TRAINING	2,400.00
EFT54825	31/10/2023	ACU-TECH PTY LTD	PLANT PARTS	3,744.90
EFT54826	31/10/2023	AIR FILTER DRY CLEAN SYSTEMS WA	CLEAN & SERVICES FILTERS	302.28
EFT54827	31/10/2023	ALLPEST - ROL-WA PTY LTD T/AS	PEST CONTROLS AT BAYWASTE	595.00
EFT54828	31/10/2023	AUSTRALIA POST - ASCOT PLACE	POSTAL CHARGES	38.19
EFT54829	31/10/2023	AUSTRALIAN LABORATORY SERVICES PTY LTD ( ALS)	SAMPLE TESTINGS ON SOIL - KAMBALDA	324.50
EFT54830	31/10/2023	BOBCAT ATTACH	PLANT REPAIR	1,067.00
EFT54831	31/10/2023	CITY OF BAYSWATER	STAFF WELLNESS PROMOTION	77.00
EFT54832	31/10/2023	CIVIL AUTO ELECTRICS PTY LTD	PLANT REPAIRS	2,963.40
EFT54833	31/10/2023	DEPARTMENT OF WATER AND ENVIRONMENTAL REGULATION (DWER)	WASTE CONTROL FORMS	352.00
EFT54834	31/10/2023	EFFICIENT REFRIGERATION & ENERGY SAVINGS PTY LTD	QUARTERLY AIRCONDITIONING MAINTENANCE & REPAIR	1,078.00
EFT54835	31/10/2023	FLEXI STAFF GROUP PTY LTD	LABOUR HIRE	2,913.49
EFT54836	31/10/2023	FUELFIX PTY LTD	EQUIPMENT HIRE	730.72
EFT54837	31/10/2023	GOODCHILD ENTERPRISES	BATTERY PURCHASES	165.00
EFT54838	31/10/2023	GREENGATES GARDENING SERVICES	GARDENING SERVICE AT HAZELMERE	1,617.00
EFT54839	31/10/2023	GREENS ELECTRICAL SERVICE	ELECTRICAL MAINTENANCE - WORKSHOP 1	3,486.08





# Eastern Metropolitan Regional Council

## CEO's DELEGATED PAYMENTS LIST FOR THE MONTHS OF SEPTEMBER & OCTOBER 2023

Cheque / EFT No	Date	Payee		Amount
EFT54840	31/10/2023	HERCULES MOBILES PTY LTD	EQUIPMENT HIRE	220.00
EFT54841	31/10/2023	HOSEFORCE PTY LTD	PLANT PARTS	191.98
EFT54842	31/10/2023	INDUSTRIAL RECRUITMENT PARTNERS	LABOUR HIRE	7,755.94
EFT54843	31/10/2023	JEMPAH CONSULTING T/AS SIMPLY WELL WITH MANDY (AMANDA MERRIFIELD)	STAFF TRAINING	1,155.00
EFT54844	31/10/2023	MA SERVICES GROUP PTY LTD	SECURITY MONITORING	4,200.26
EFT54845	31/10/2023	MISS MAUD	CATERING COSTS	274.15
EFT54846	31/10/2023	NEVERFAIL SPRINGWATER	BOTTLED WATER	46.10
EFT54847	31/10/2023	PERTH QUALITY SERVICES	ADDITIONAL CLEANING - RED HILL	1,833.48
EFT54848	31/10/2023	PR POWER PTY LTD	PLANT PARTS	1,248.72
EFT54849	31/10/2023	RELATIONSHIPS AUSTRALIA WA INC	EAP - COUNSELLING FEES	170.50
EFT54850	31/10/2023	RUDD INDUSTRIAL	GAS BOTTLES	160.00
EFT54851	31/10/2023	ST JOHN AMBULANCE ASSOCIATION	STAFF TRAINING	170.00
EFT54852	31/10/2023	TELSTRA LIMITED	TELEPHONE EXPENSES	43.05
EFT54853	31/10/2023	THE WATERSHED	PLANT PARTS	999.00
EFT54854	31/10/2023	TOTALLY WORKWEAR MIDLAND	PROTECTIVE CLOTHING	326.34
EFT54855	31/10/2023	TRACS	PLANT REPAIRS & PARTS	1,233.00
EFT54856	31/10/2023	UNITED EQUIPMENT PTY LTD	PLANT HIRE	1,277.65
EFT54857	31/10/2023	UPPAREL T/A MANRAGS ESSENTIALS PTY LTD	EQUIPMENT RENTAL	55.00
EFT54858	31/10/2023	VISION INTELLIGENCE PTY LTD	CCTV CAMERA HIRE & MONITORING COST - RED HILL	2,975.28
EFT54859	31/10/2023	WESTRAC EQUIPMENT PTY LTD	PLANT PARTS	1,894.24
220761	05/09/2023	EMRC PETTY CASH - BELMONT	PETTY CASH RECOUP	35.00
220762	05/09/2023	EMRC PETTY CASH - BAYWASTE	PETTY CASH RECOUP	40.00
220763	05/09/2023	EMRC PETTY CASH - BELMONT	PETTY CASH RECOUP	220.80
220764	05/09/2023	EMRC PETTY CASH - COPPIN ROAD	PETTY CASH RECOUP	123.35
220765	05/09/2023	EMRC PETTY CASH - HAZELMERE	PETTY CASH RECOUP	18.60
220766	05/09/2023	EMRC PETTY CASH - MATHIESON ROAD	PETTY CASH RECOUP	50.35
220767	05/09/2023	EMRC PETTY CASH - RED HILL	PETTY CASH RECOUP	80.85
220768	07/09/2023	DEPARTMENT OF TRANSPORT - BULK BILLING	VEHICLE LICENSING	20.40
220769	08/09/2023	EMRC PETTY CASH - HAZELMERE	PETTY CASH RECOUP	300.00
220770	11/09/2023	EMRC PETTY CASH - HAZELMERE	PETTY CASH RECOUP	500.00
220772	09/10/2023	EMRC PETTY CASH - BELMONT	PETTY CASH RECOUP	335.95
220773	09/10/2023	EMRC PETTY CASH - COPPIN ROAD	PETTY CASH RECOUP	152.95
220774	09/10/2023	EMRC PETTY CASH - HAZELMERE	PETTY CASH RECOUP	115.00
220775	09/10/2023	EMRC PETTY CASH - MATHIESON ROAD	PETTY CASH RECOUP	41.85
220776	09/10/2023	EMRC PETTY CASH - RED HILL	PETTY CASH RECOUP	62.00
220777	19/10/2023	WATER CORPORATION	WATER USAGE	1,225.61
PAY 2024-6	13/09/2023	PAYROLL FE 10/9/2023	NET PAYROLL	314,595.59
PAY 2024-7	27/09/2023	PAYROLL FE 24/9/23	NET PAYROLL	317,479.95
PAY 2024-7.1	04/10/2023	PAYROLL	PAYROLL	4,810.32
PAY 2024-8	11/10/2023	PAYROLL FE 8/10/23	NET PAYROLL	324,243.44
PAY 2024-8.1	18/10/2023	PAYROLL	PAYROLL	2,471.49
PAY 2024-9	25/10/2023	PAYROLL FE 22/10/23	NET PAYROLL	332,096.87
1*SEP23	01/09/2023	BANK CHARGES	BANK FEES AND CHARGES	5,056.01
1*OCT23	02/10/2023	BANK CHARGES	BANK FEES AND CHARGES	5,629.22

CEO's DELEGATED PAYMENTS LIST  
FOR THE MONTHS OF SEPTEMBER & OCTOBER 2023

Cheque / EFT No	Date	Payee	Amount
DD26366.1	10/09/2023	AWARE SUPER PTY LTD (FORMALLY FIRST STATE SUPER) SUPERANNUATION	30,922.80
DD26366.2	10/09/2023	MARANI SUPER FUND SUPERANNUATION	1,276.18
DD26366.3	10/09/2023	PLUM SUPERANNUATION FUND ( MLC ) SUPERANNUATION	1,690.09
DD26366.4	10/09/2023	MY NORTH SUPER (THE TRUSTEE FOR WEALTH PERSONAL SUPERANNUATION & PENSION FUND) SUPERANNUATION	1,382.31
DD26366.5	10/09/2023	CBUS INDUSTRY SUPER SUPERANNUATION	3,064.70
DD26366.6	10/09/2023	COMMONWEALTH ESSENTIAL SUPER SUPERANNUATION	316.59
DD26366.7	10/09/2023	RETIREMENT PORTFOLIO SERVICE (ANZ SMART CHOICE SUPER) SUPERANNUATION	1,191.70
DD26366.8	10/09/2023	MLC SUPER FUND SUPERANNUATION	794.17
DD26366.9	10/09/2023	FIRST SUPER SUPERANNUATION	1,253.95
DD26366.10	10/09/2023	MERCER SMART SUPER PLAN SUPERANNUATION	372.88
DD26366.11	10/09/2023	COLONIAL FIRST STATE FIRSTCHOICE SUPERANNUATION	661.71
DD26366.12	10/09/2023	AMP FLEXIBLE LIFETIME SUPER SUPERANNUATION	1,287.60
DD26366.13	10/09/2023	PRIME SUPER SUPERANNUATION	354.23
DD26366.14	10/09/2023	EQUIPSUPER SUPERANNUATION FUND SUPERANNUATION	384.08
DD26366.15	10/09/2023	AUSTRALIAN ETHICAL SUPER SUPERANNUATION	349.27
DD26366.16	10/09/2023	TELSTRA SUPERANNUATION SCHEME SUPERANNUATION	318.26
DD26366.17	10/09/2023	LEGALSUPER SUPERANNUATION	575.79
DD26366.18	10/09/2023	HOSTPLUS SUPERANNUATION FUND SUPERANNUATION	5,352.86
DD26366.19	10/09/2023	PANORAMA SUPER SUPERANNUATION	677.09
DD26366.20	10/09/2023	AUSTRALIAN SUPER SUPERANNUATION	12,534.93
DD26366.21	10/09/2023	RETAIL EMPLOYEES SUPERANNUATION TRUST (REST SUPER) SUPERANNUATION	2,542.06
DD26366.22	10/09/2023	AUSTRALIAN RETIREMENT TRUST SUPERANNUATION	1,394.84
DD26366.23	10/09/2023	ONEPATH MASTERFUND (ANZ) SUPERANNUATION	285.69
DD26367.1	01/09/2023	RETAIL EMPLOYEES SUPERANNUATION TRUST (REST SUPER) SUPERANNUATION	61.08
DD26368.1	01/09/2023	AWARE SUPER PTY LTD (FORMALLY FIRST STATE SUPER) SUPERANNUATION	30,878.13
DD26368.2	01/09/2023	MARANI SUPER FUND SUPERANNUATION	1,276.18
DD26368.3	01/09/2023	HUB24 SUPER FUND SUPERANNUATION	145.58
DD26368.4	01/09/2023	PLUM SUPERANNUATION FUND ( MLC ) SUPERANNUATION	1,775.18
DD26368.5	01/09/2023	MY NORTH SUPER (THE TRUSTEE FOR WEALTH PERSONAL SUPERANNUATION & PENSION FUND) SUPERANNUATION	2,057.96
DD26368.6	01/09/2023	CBUS INDUSTRY SUPER SUPERANNUATION	3,148.72
DD26368.7	01/09/2023	COMMONWEALTH ESSENTIAL SUPER SUPERANNUATION	316.59
DD26368.8	01/09/2023	RETIREMENT PORTFOLIO SERVICE (ANZ SMART CHOICE SUPER) SUPERANNUATION	1,191.20
DD26368.9	01/09/2023	MLC SUPER FUND SUPERANNUATION	794.17
DD26368.10	01/09/2023	FIRST SUPER SUPERANNUATION	1,211.54
DD26368.11	01/09/2023	MERCER SMART SUPER PLAN SUPERANNUATION	383.83
DD26368.12	01/09/2023	AMP FLEXIBLE LIFETIME SUPER SUPERANNUATION	1,287.60
DD26368.13	01/09/2023	COLONIAL FIRST STATE FIRSTCHOICE SUPERANNUATION	512.19
DD26368.14	01/09/2023	PRIME SUPER SUPERANNUATION	321.08
DD26368.15	01/09/2023	EQUIPSUPER SUPERANNUATION FUND SUPERANNUATION	366.99
DD26368.16	01/09/2023	AUSTRALIAN ETHICAL SUPER SUPERANNUATION	351.57
DD26368.17	01/09/2023	TELSTRA SUPERANNUATION SCHEME SUPERANNUATION	306.50
DD26368.18	01/09/2023	LEGALSUPER SUPERANNUATION	636.25
DD26368.19	01/09/2023	HOSTPLUS SUPERANNUATION FUND SUPERANNUATION	4,877.28
DD26368.20	01/09/2023	PANORAMA SUPER SUPERANNUATION	677.09

CEO's DELEGATED PAYMENTS LIST  
FOR THE MONTHS OF SEPTEMBER & OCTOBER 2023

Cheque / EFT No	Date	Payee	Amount
DD26368.21	01/09/2023	AUSTRALIAN SUPER	12,381.63
DD26368.22	01/09/2023	RETAIL EMPLOYEES SUPERANNUATION TRUST (REST SUPER)	2,451.02
DD26368.23	01/09/2023	AUSTRALIAN RETIREMENT TRUST	1,468.37
DD26368.24	01/09/2023	ONEPATH MASTERFUND (ANZ)	302.14
DD26510.1	22/10/2023	AWARE SUPER PTY LTD (FORMALLY FIRST STATE SUPER)	31,347.23
DD26510.2	22/10/2023	MARANI SUPER FUND	1,276.76
DD26510.3	22/10/2023	PLUM SUPERANNUATION FUND ( MLC )	1,797.00
DD26510.4	22/10/2023	MY NORTH SUPER (THE TRUSTEE FOR WEALTH PERSONAL SUPERANNUATION & PENSION FUND)	1,677.72
DD26510.5	22/10/2023	CBUS INDUSTRY SUPER	3,863.40
DD26510.6	22/10/2023	COMMONWEALTH ESSENTIAL SUPER	458.22
DD26510.7	22/10/2023	RETIREMENT PORTFOLIO SERVICE (ANZ SMART CHOICE SUPER)	1,193.29
DD26510.8	22/10/2023	MLC SUPER FUND	794.17
DD26510.9	22/10/2023	FIRST SUPER	848.07
DD26510.10	22/10/2023	MERCER SMART SUPER PLAN	371.88
DD26510.11	22/10/2023	COLONIAL FIRST STATE FIRSTCHOICE	550.24
DD26510.12	22/10/2023	AMP FLEXIBLE LIFETIME SUPER	1,287.60
DD26510.13	22/10/2023	PRIME SUPER	312.07
DD26510.14	22/10/2023	EQUIPSUPER SUPERANNUATION FUND	362.09
DD26510.15	22/10/2023	AUSTRALIAN ETHICAL SUPER	370.97
DD26510.16	22/10/2023	TELSTRA SUPERANNUATION SCHEME	319.39
DD26510.17	22/10/2023	LEGALSUPER	575.79
DD26510.18	22/10/2023	HOSTPLUS SUPERANNUATION FUND	6,241.39
DD26510.19	22/10/2023	PANORAMA SUPER	684.05
DD26510.20	22/10/2023	AUSTRALIAN SUPER	12,542.29
DD26510.21	22/10/2023	RETAIL EMPLOYEES SUPERANNUATION TRUST (REST SUPER)	2,584.53
DD26510.22	22/10/2023	AUSTRALIAN RETIREMENT TRUST	4,971.96
DD26510.23	22/10/2023	ONEPATH MASTERFUND (ANZ)	345.50
DD26511.1	18/10/2023	COLONIAL FIRST STATE FIRSTCHOICE	334.85
DD26511.2	18/10/2023	AUSTRALIAN RETIREMENT TRUST	60.10
DD26512.1	08/10/2023	AWARE SUPER PTY LTD (FORMALLY FIRST STATE SUPER)	30,938.02
DD26512.2	08/10/2023	MARANI SUPER FUND	1,280.20
DD26512.3	08/10/2023	PLUM SUPERANNUATION FUND ( MLC )	1,866.74
DD26512.4	08/10/2023	MY NORTH SUPER (THE TRUSTEE FOR WEALTH PERSONAL SUPERANNUATION & PENSION FUND)	1,455.56
DD26512.5	08/10/2023	CBUS INDUSTRY SUPER	4,320.66
DD26512.6	08/10/2023	COMMONWEALTH ESSENTIAL SUPER	316.59
DD26512.7	08/10/2023	RETIREMENT PORTFOLIO SERVICE (ANZ SMART CHOICE SUPER)	1,215.68
DD26512.8	08/10/2023	MLC SUPER FUND	794.17
DD26512.9	08/10/2023	FIRST SUPER	1,350.35
DD26512.10	08/10/2023	MERCER SMART SUPER PLAN	431.78
DD26512.11	08/10/2023	COLONIAL FIRST STATE FIRSTCHOICE	657.19
DD26512.12	08/10/2023	AMP FLEXIBLE LIFETIME SUPER	1,341.72
DD26512.13	08/10/2023	PRIME SUPER	313.22
DD26512.14	08/10/2023	EQUIPSUPER SUPERANNUATION FUND	363.37
DD26512.15	08/10/2023	AUSTRALIAN ETHICAL SUPER	402.08

**CEO's DELEGATED PAYMENTS LIST  
FOR THE MONTHS OF SEPTEMBER & OCTOBER 2023**

<b>Cheque / EFT No</b>	<b>Date</b>	<b>Payee</b>		<b>Amount</b>
DD26512.16	08/10/2023	TELSTRA SUPERANNUATION SCHEME	SUPERANNUATION	305.42
DD26512.17	08/10/2023	LEGALSUPER	SUPERANNUATION	575.79
DD26512.18	08/10/2023	HOSTPLUS SUPERANNUATION FUND	SUPERANNUATION	6,321.24
DD26512.19	08/10/2023	PANORAMA SUPER	SUPERANNUATION	681.92
DD26512.20	08/10/2023	AUSTRALIAN SUPER	SUPERANNUATION	12,624.53
DD26512.21	08/10/2023	RETAIL EMPLOYEES SUPERANNUATION TRUST (REST SUPER)	SUPERANNUATION	2,582.68
DD26512.22	08/10/2023	AUSTRALIAN RETIREMENT TRUST	SUPERANNUATION	4,978.64
DD26512.23	08/10/2023	ONEPATH MASTERFUND (ANZ)	SUPERANNUATION	400.78
DD26513.1	04/10/2023	HOSTPLUS SUPERANNUATION FUND	SUPERANNUATION	469.26
DD26513.2	04/10/2023	AWARE SUPER PTY LTD (FORMALLY FIRST STATE SUPER)	SUPERANNUATION	167.73
DD26513.3	04/10/2023	AUSTRALIAN RETIREMENT TRUST	SUPERANNUATION	60.10
DD26514.1	01/10/2023	AWARE SUPER PTY LTD (FORMALLY FIRST STATE SUPER)	SUPERANNUATION	30,886.53
DD26514.2	01/10/2023	MARANI SUPER FUND	SUPERANNUATION	1,276.18
DD26514.3	01/10/2023	PLUM SUPERANNUATION FUND ( MLC )	SUPERANNUATION	1,782.82
DD26514.4	01/10/2023	MY NORTH SUPER (THE TRUSTEE FOR WEALTH PERSONAL SUPERANNUATION & PENSION FUND)	SUPERANNUATION	1,554.83
DD26514.5	01/10/2023	CBUS INDUSTRY SUPER	SUPERANNUATION	3,405.37
DD26514.6	01/10/2023	COMMONWEALTH ESSENTIAL SUPER	SUPERANNUATION	316.59
DD26514.7	01/10/2023	RETIREMENT PORTFOLIO SERVICE (ANZ SMART CHOICE SUPER)	SUPERANNUATION	1,192.93
DD26514.8	01/10/2023	MLC SUPER FUND	SUPERANNUATION	808.07
DD26514.9	01/10/2023	FIRST SUPER	SUPERANNUATION	1,288.19
DD26514.10	01/10/2023	MERCER SMART SUPER PLAN	SUPERANNUATION	373.85
DD26514.11	01/10/2023	COLONIAL FIRST STATE FIRSTCHOICE	SUPERANNUATION	711.70
DD26514.12	01/10/2023	AMP FLEXIBLE LIFETIME SUPER	SUPERANNUATION	1,287.60
DD26514.13	01/10/2023	PRIME SUPER	SUPERANNUATION	335.28
DD26514.14	01/10/2023	EQUIPSUPER SUPERANNUATION FUND	SUPERANNUATION	370.70
DD26514.15	01/10/2023	AUSTRALIAN ETHICAL SUPER	SUPERANNUATION	350.67
DD26514.16	01/10/2023	TELSTRA SUPERANNUATION SCHEME	SUPERANNUATION	310.78
DD26514.17	01/10/2023	LEGALSUPER	SUPERANNUATION	575.79
DD26514.18	01/10/2023	HOSTPLUS SUPERANNUATION FUND	SUPERANNUATION	4,615.95
DD26514.19	01/10/2023	PANORAMA SUPER	SUPERANNUATION	677.09
DD26514.20	01/10/2023	AUSTRALIAN SUPER	SUPERANNUATION	12,351.76
DD26514.21	01/10/2023	RETAIL EMPLOYEES SUPERANNUATION TRUST (REST SUPER)	SUPERANNUATION	2,508.21
DD26514.22	01/10/2023	AUSTRALIAN RETIREMENT TRUST	SUPERANNUATION	1,465.64
DD26514.23	01/10/2023	ONEPATH MASTERFUND (ANZ)	SUPERANNUATION	285.40
2435	26/09/2023	BLUE ENGINEERING S.R.L	CONSULTING FEES - WWiE	20,711.58
2436	21/09/2023	AUSTRACLEAR LIMITED (ASX)	FINANCIAL SERVICES FEE	8.25
2437	15/09/2023	WBC - CORPORATE MASTERCARD - BRADLEY LACEY	CREDIT CARD PURCHASES	2,119.46
2438	15/09/2023	WBC - CORPORATE MASTERCARD - DAVID SCHMIDT	CREDIT CARD PURCHASES	2,356.68
2439	15/09/2023	WBC - CORPORATE MASTERCARD - H LIEW	CREDIT CARD PURCHASES	231.10
2440	15/09/2023	WBC - CORPORATE MASTERCARD - IZABELLA KRZYSKO	CREDIT CARD PURCHASES	1,780.63
2441	15/09/2023	WBC - CORPORATE MASTERCARD - K NAKHONTHAT	CREDIT CARD PURCHASES	5.66
2442	15/09/2023	WBC - CORPORATE MASTERCARD - MARCUS GEISLER	CREDIT CARD PURCHASES	2,118.06
2443	15/09/2023	WBC - CORPORATE MASTERCARD - MARINDA ROUX	CREDIT CARD PURCHASES	442.35
2444	15/09/2023	WBC - CORPORATE MASTERCARD - S FITZPATRICK	CREDIT CARD PURCHASES	1,864.00



Eastern Metropolitan Regional Council

CEO's DELEGATED PAYMENTS LIST  
FOR THE MONTHS OF SEPTEMBER & OCTOBER 2023

Cheque / EFT No	Date	Payee		Amount
2445	15/09/2023	WBC - CORPORATE MASTERCARD - SINEAD O'NEILL	CREDIT CARD PURCHASES	88.00
2446	15/09/2023	WBC - CORPORATE MASTERCARD - T BEINHAUER	CREDIT CARD PURCHASES	1,000.90
2447	15/09/2023	WBC - CORPORATE MASTERCARD - T ECKSTEIN	CREDIT CARD PURCHASES	1,289.49
2448	15/09/2023	WBC - CORPORATE MASTERCARD - W HARRIS	CREDIT CARD PURCHASES	4,346.32
2449	15/09/2023	WBC - CORPORATE MASTERCARD - WILLIAM RAD	CREDIT CARD PURCHASES	547.77
2450	15/09/2023	WBC - CORPORATE MASTERCARD - Z WILLIAMSON	CREDIT CARD PURCHASES	2,044.58
2451	27/09/2023	WESTPAC BANKING CORPORATION	TERM DEPOSIT INVESTMENT	2,000,000.00
2452	16/10/2023	WBC - CORPORATE MASTERCARD - BRADLEY LACEY	CREDIT CARD PURCHASES	1,917.96
2453	16/10/2023	WBC - CORPORATE MASTERCARD - DAVID SCHMIDT	CREDIT CARD PURCHASES	812.93
2454	16/10/2023	WBC - CORPORATE MASTERCARD - FRANK HUA HIM KUA	CREDIT CARD PURCHASES	17.00
2455	16/10/2023	WBC - CORPORATE MASTERCARD - H LIEW	CREDIT CARD PURCHASES	774.49
2456	16/10/2023	WBC - CORPORATE MASTERCARD - IZABELLA KRZYSKO	CREDIT CARD PURCHASES	1,431.00
2457	16/10/2023	WBC - CORPORATE MASTERCARD - K NAKHONTHAT	CREDIT CARD PURCHASES	1,113.00
2458	16/10/2023	WBC - CORPORATE MASTERCARD - KIRI CAREW	CREDIT CARD PURCHASES	17.00
2459	16/10/2023	WBC - CORPORATE MASTERCARD - MARCUS GEISLER	CREDIT CARD PURCHASES	106.89
2460	16/10/2023	WBC - CORPORATE MASTERCARD - MARINDA ROUX	CREDIT CARD PURCHASES	4,555.14
2461	16/10/2023	WBC - CORPORATE MASTERCARD - S FITZPATRICK	CREDIT CARD PURCHASES	42.00
2462	16/10/2023	WBC - CORPORATE MASTERCARD - SINEAD O'NEILL	CREDIT CARD PURCHASES	394.84
2463	16/10/2023	WBC - CORPORATE MASTERCARD - T BEINHAUER	CREDIT CARD PURCHASES	2,089.36
2464	16/10/2023	WBC - CORPORATE MASTERCARD - T ECKSTEIN	CREDIT CARD PURCHASES	1,088.69
2465	16/10/2023	WBC - CORPORATE MASTERCARD - W HARRIS	CREDIT CARD PURCHASES	1,713.80
2466	16/10/2023	WBC - CORPORATE MASTERCARD - WILLIAM RAD	CREDIT CARD PURCHASES	17.00
2467	16/10/2023	WBC - CORPORATE MASTERCARD - Z WILLIAMSON	CREDIT CARD PURCHASES	2,369.84
2468	31/10/2023	BLUE ENGINEERING S.R.L	CONSULTING FEES - WWtE	41,767.76
2469	05/10/2023	WESTPAC BANKING CORPORATION	TERM DEPOSIT INVESTMENT	3,000,000.00
2470	23/10/2023	AUSTRACLEAR LIMITED (ASX)	FINANCIAL SERVICES FEE	8.25
SUB TOTAL				17,202,265.38
LESS CANCELLED EFTs & CHEQUES				
EFT54196	07/09/2023	BIG BUBBLE	CANCELLED EFT DUE TO DIFFERENT ABN	-129.50
EFT54201	07/09/2024	CITY OF BELMONT	CANCELLED EFT DUE TO DISCOUNT NOT APPLIED	-15,144.87
SUB TOTAL				-15,274.37
TOTAL				17,186,991.01
REPORT				
Bank Code	Bank			
EMRC - Municipal Fund				17,186,991.01

All Employee Superannuation obligations for the period September to October 2023 have been paid by the EMRC.



## Eastern Metropolitan Regional Council

PURCHASING CARDS AND CREDIT CARDS PAYMENTS LIST  
FOR THE MONTHS OF SEPTEMBER & OCTOBER 2023

Cheque / EFT No	Date	Payee		Amount	EFT Amount
EFT54198		BUNNINGS GROUP LTD			459.01
	11/08/2023	BILL DENHAAN - RH	HARDWARE SUPPLIES	89.00	
	16/08/2023	DON GORDON - HZ	HARDWARE SUPPLIES	370.01	
EFT54275		BUNNINGS GROUP LTD			335.34
	17/08/2023	BILL DENHAAN - RH	HARDWARE SUPPLIES	335.34	
EFT54344		BUNNINGS GROUP LTD			304.60
	30/08/2023	DON GORDON - HZ	HARDWARE SUPPLIES	304.60	
EFT54606		BUNNINGS GROUP LTD			224.02
	14/09/2023	PAKI STEPHEN - BW	HARDWARE SUPPLIES	4.36	
	14/09/2023	PAKI STEPHEN - BW	HARDWARE SUPPLIES	219.66	
EFT54642		BUNNINGS GROUP LTD			21.70
	19/09/2023	PAKI STEPHEN - BW	HARDWARE SUPPLIES	21.70	
EFT54761		BUNNINGS GROUP LTD			737.59
	28/09/2023	PAKI STEPHEN - BW	HARDWARE SUPPLIES	357.14	
	29/09/2023	DON GORDON - HZ	HARDWARE SUPPLIES	380.45	
EFT54225		WEX MOTORPASS			3,608.95
	10/08/2023	POOL VEHICLE 1	ROADSIDE ASSIST	9.08	
	11/08/2023	POOL VEHICLE 2	FUEL PURCHASE	45.29	
	30/08/2023	POOL VEHICLE 5	FUEL PURCHASE	47.65	
	31/08/2023	POOL VEHICLE 8	MANAGEMENT FEE	4.00	
	14/08/2023	JER LIEW	FUEL PURCHASE	106.32	
	27/08/2023	JER LIEW	FUEL PURCHASE	121.56	
	31/08/2023	JER LIEW	MANAGEMENT FEE	4.00	
	10/08/2023	POOL VEHICLE 2	ROADSIDE ASSIST	9.08	
	28/08/2023	POOL VEHICLE 2	FUEL PURCHASE	75.73	
	31/08/2023	POOL VEHICLE 2	MANAGEMENT FEE	4.00	
	10/08/2023	STUART ROBBINS	ROADSIDE ASSIST	9.08	
	23/08/2023	STUART ROBBINS	FUEL PURCHASE	161.68	
	31/08/2023	STUART ROBBINS	MANAGEMENT FEE	4.00	
	01/08/2023	TONY DARWINTO	FUEL PURCHASE	77.25	
	09/08/2023	TONY DARWINTO	FUEL PURCHASE	102.91	
	17/08/2023	TONY DARWINTO	FUEL PURCHASE	96.23	
	25/08/2023	TONY DARWINTO	FUEL PURCHASE	94.64	
	31/08/2023	TONY DARWINTO	MANAGEMENT FEE	4.00	
	31/08/2023	HAZELMERE PLANT HIRE	MANAGEMENT FEE	4.00	
	18/08/2023	BRAD LACEY	FUEL PURCHASE	155.37	
	24/08/2023	BRAD LACEY	FUEL PURCHASE	121.40	
	31/08/2023	BRAD LACEY	NEW CARD	8.00	
	17/08/2023	POOL VEHICLE IT	FUEL PURCHASE	67.89	
	31/08/2023	POOL VEHICLE IT	MANAGEMENT FEE	4.00	
	31/08/2023	RED HILL MINOR PLANT	MANAGEMENT FEE	4.00	



Eastern Metropolitan Regional Council

PURCHASING CARDS AND CREDIT CARDS PAYMENTS LIST  
FOR THE MONTHS OF SEPTEMBER & OCTOBER 2023

Cheque / EFT No	Date	Payee		Amount	EFT Amount
	02/08/2023	WILLIAM RAD	FUEL PURCHASE	84.39	
	16/08/2023	WILLIAM RAD	FUEL PURCHASE	88.59	
	26/08/2023	WILLIAM RAD	FUEL PURCHASE	80.40	
	31/08/2023	WILLIAM RAD	MANAGEMENT FEE	4.00	
	08/10/2023	STEPHEN CONWAY	FUEL PURCHASE	91.54	
	20/08/2023	STEPHEN CONWAY	FUEL PURCHASE	103.24	
	31/08/2023	STEPHEN CONWAY	MANAGEMENT FEE	4.00	
	02/08/2023	GORDON GRAY	ROADSIDE ASSIST	9.08	
	27/08/2023	GORDON GRAY	FUEL PURCHASE	138.78	
	31/08/2023	GORDON GRAY	MANAGEMENT FEE	4.00	
	07/08/2023	POOL VEHICLE - RESOURCE RECOVERY	FUEL PURCHASE	96.46	
	10/08/2023	POOL VEHICLE - RESOURCE RECOVERY	ROADSIDE ASSIST	9.08	
	28/08/2023	POOL VEHICLE - RESOURCE RECOVERY	FUEL PURCHASE	81.60	
	31/08/2023	POOL VEHICLE - RESOURCE RECOVERY	MANAGEMENT FEE	4.00	
	31/08/2023	BILL DENHAAN	MANAGEMENT FEE	4.00	
	01/08/2023	KIRI CAREW	FUEL PURCHASE	86.03	
	08/08/2023	KIRI CAREW	FUEL PURCHASE	82.30	
	17/08/2023	KIRI CAREW	FUEL PURCHASE	94.15	
	25/08/2023	KIRI CAREW	FUEL PURCHASE	86.10	
	31/08/2023	KIRI CAREW	MANAGEMENT FEE	4.00	
	04/08/2023	AMANDA O'CONNOR	FUEL PURCHASE	86.90	
	10/08/2023	AMANDA O'CONNOR	FUEL PURCHASE	97.50	
	15/08/2023	AMANDA O'CONNOR	FUEL PURCHASE	76.62	
	24/08/2023	AMANDA O'CONNOR	FUEL PURCHASE	95.10	
	31/08/2023	AMANDA O'CONNOR	MANAGEMENT FEE	4.00	
	03/08/2023	MICHELLE ROCK	FUEL PURCHASE	131.13	
	31/08/2023	MICHELLE ROCK	MANAGEMENT FEE	4.00	
	31/08/2023	HAZELMERE POOL CAR	NEW CARD	8.00	
	10/08/2023	MARCOS DANTES	ROADSIDE ASSIST	9.08	
	31/08/2023	MARCOS DANTES	MANAGEMENT FEE	4.00	
	17/08/2023	HAZELMERE MINOR PLANT	FUEL PURCHASE	101.51	
	31/08/2023	HAZELMERE MINOR PLANT	MANAGEMENT FEE	4.00	
	03/08/2023	DON GORDON	ROADSIDE ASSIST	9.08	
	31/08/2023	DON GORDON	MANAGEMENT FEE	4.00	
	05/08/2023	MIKE TURNER	FUEL PURCHASE	126.30	
	16/08/2023	MIKE TURNER	ROADSIDE ASSIST	9.08	
	31/08/2023	MIKE TURNER	MANAGEMENT FEE	4.00	
	10/08/2023	TANYA BEINHAEUER	ROADSIDE ASSIST	9.08	
	31/08/2023	TANYA BEINHAEUER	MANAGEMENT FEE	4.00	
	31/07/2023	WASTE ENVIRONMENT POOL CAR	FUEL PURCHASE	72.20	
	04/08/2023	WASTE ENVIRONMENT POOL CAR	FUEL PURCHASE	99.39	



**Eastern Metropolitan Regional Council**  
**PURCHASING CARDS AND CREDIT CARDS PAYMENTS LIST**  
**FOR THE MONTHS OF SEPTEMBER & OCTOBER 2023**

Cheque / EFT No	Date	Payee		Amount	EFT Amount
EFT54569	10/08/2023	WASTE ENVIRONMENT POOL CAR	ROADSIDE ASSIST	9.08	
	18/08/2023	WASTE ENVIRONMENT POOL CAR	FUEL PURCHASE	140.00	
	31/08/2023	WASTE ENVIRONMENT POOL CAR	MANAGEMENT FEE	4.00	
		WEX MOTORPASS			2,510.00
	30/09/2023	POOL VEHICLE 1	MANAGEMENT FEE	4.00	
	05/09/2023	JER LIEW	FUEL PURCHASE	86.67	
	30/09/2023	JER LIEW	MANAGEMENT FEE	4.00	
	30/09/2023	POOL VEHICLE 2	MANAGEMENT FEE	4.00	
	30/09/2023	STUART ROBBINS	MANAGEMENT FEE	4.00	
	04/09/2023	TONY DARWINTO	FUEL PURCHASE	88.37	
	14/09/2023	TONY DARWINTO	FUEL PURCHASE	95.20	
	27/09/2023	TONY DARWINTO	FUEL PURCHASE	103.21	
	30/09/2023	TONY DARWINTO	MANAGEMENT FEE	4.00	
	30/09/2023	HAZELMERE PLANT HIRE	MANAGEMENT FEE	4.00	
	31/08/2023	BRAD LACEY	FUEL PURCHASE	128.89	
	07/09/2023	BRAD LACEY	FUEL PURCHASE	102.48	
	15/09/2023	BRAD LACEY	FUEL PURCHASE	114.73	
	22/09/2023	BRAD LACEY	FUEL PURCHASE	123.85	
	30/09/2023	BRAD LACEY	MANAGEMENT FEE	4.00	
	27/09/2023	POOL VEHICLE IT	FUEL PURCHASE	87.35	
	30/09/2023	POOL VEHICLE IT	MANAGEMENT FEE	4.00	
	30/09/2023	RED HILL MINOR PLANT	MANAGEMENT FEE	4.00	
	11/09/2023	WILLIAM RAD	FUEL PURCHASE	80.71	
	17/09/2023	WILLIAM RAD	FUEL PURCHASE	47.92	
	30/09/2023	WILLIAM RAD	MANAGEMENT FEE	4.00	
	31/08/2023	STEPHEN CONWAY	FUEL PURCHASE	106.27	
	10/09/2023	STEPHEN CONWAY	FUEL PURCHASE	97.44	
	21/09/2023	STEPHEN CONWAY	FUEL PURCHASE	111.87	
	30/09/2023	STEPHEN CONWAY	MANAGEMENT FEE	4.00	
	02/09/2023	GORDON GRAY	ROADSIDE ASSIST	9.08	
	30/09/2023	GORDON GRAY	MANAGEMENT FEE	4.00	
	30/09/2023	POOL VEHICLE - RESOURCE RECOVERY	MANAGEMENT FEE	4.00	
	30/09/2023	BILL DENHAAN	MANAGEMENT FEE	4.00	
	06/09/2023	KIRI CAREW	FUEL PURCHASE	101.48	
	20/09/2023	KIRI CAREW	FUEL PURCHASE	91.76	
	30/09/2023	KIRI CAREW	MANAGEMENT FEE	4.00	
	31/08/2023	AMANDA O'CONNOR	FUEL PURCHASE	93.69	
	11/09/2023	AMANDA O'CONNOR	FUEL PURCHASE	88.76	
	21/09/2023	AMANDA O'CONNOR	FUEL PURCHASE	104.59	
	30/09/2023	AMANDA O'CONNOR	MANAGEMENT FEE	4.00	
	14/09/2023	MICHELLE ROCK	FUEL PURCHASE	150.83	





Eastern Metropolitan Regional Council

PURCHASING CARDS AND CREDIT CARDS PAYMENTS LIST  
FOR THE MONTHS OF SEPTEMBER & OCTOBER 2023

Cheque / EFT No	Date	Payee		Amount	EFT Amount
	25/09/2023	MICHELLE ROCK	FUEL PURCHASE	162.53	
	30/09/2023	MICHELLE ROCK	MANAGEMENT FEE	4.00	
	11/09/2023	HAZELMERE POOL CAR	FUEL PURCHASE	92.65	
	30/09/2023	HAZELMERE POOL CAR	MANAGEMENT FEE	4.00	
	30/09/2023	MARCOS DANTES	MANAGEMENT FEE	4.00	
	30/09/2023	HAZELMERE MINOR PLANT	MANAGEMENT FEE	4.00	
	03/09/2023	DON GORDON	ROADSIDE ASSIST	9.08	
	30/09/2023	DON GORDON	MANAGEMENT FEE	4.00	
	30/09/2023	WOOD WASTE ENERGY TEAM	MANAGEMENT FEE	4.00	
	30/09/2023	TANYA BEINHAEUER	MANAGEMENT FEE	4.00	
	08/09/2023	WASTE ENVIRONMENT POOL CAR	FUEL PURCHASE	134.59	
	30/09/2023	WASTE ENVIRONMENT POOL CAR	MANAGEMENT FEE	4.00	
EFT54632		WEX MOTORPASS	FLEET FUEL PURCHASES		80.64
	10/09/2023	TANYA BEINHAEUER	ROADSIDE ASSIST	9.08	
	10/09/2023	WASTE ENVIRONMENT POOL CAR	ROADSIDE ASSIST	9.08	
	10/09/2023	POOL VEHICLE 2	ROADSIDE ASSIST	9.08	
	10/09/2023	MARCOS DANTE	ROADSIDE ASSIST	9.08	
	10/09/2023	POOL VEHICLE 1	ROADSIDE ASSIST	9.08	
	10/09/2023	STUART ROBBINS	ROADSIDE ASSIST	9.08	
	10/09/2023	POOL CAR - RESOURCE RECOVER	ROADSIDE ASSIST	9.08	
	16/09/2023	POOL CAR - WWtE	ROADSIDE ASSIST	9.08	
	30/09/2023	MIKE TURNER	ROADSIDE ASSIST	8.00	
2437		WBC - CORPORATE MASTERCARD - BRADLEY LACEY			2,119.46
	9/08/2023	BP EXPRESS	PURCHASE FUEL	122.58	
	14/08/2023	WOOLWORTHS	STAFF AMENITIES	354.79	
	14/08/2023	TRYBOOKING	STAFF TRAINING	286.50	
	22/08/2023	BAXTERS MTQ	VEHICLE PARTS	1,066.59	
	31/08/2023	BOB JANE TMART	TYRE REPLACEMENTS	289.00	
2438		WBC - CORPORATE MASTERCARD - DAVID SCHMIDT			2,356.68
	2/08/2023	OFFICEWORKS	COMPUTER HARDWARES	1,054.00	
	3/08/2023	STARLINK AUSTRALIA	INTERNET - HAZELMERE	139.00	
	3/08/2023	AMAZON MARKETPLACE	HARDWARE SUPPLIES	51.98	
	3/08/2023	ZOOM	MONTHLY SUBSCRIPTIONS	57.68	
	4/08/2023	AMAZON MARKETPLACE	HARDWARE SUPPLIES	12.95	
	6/08/2023	AMAZON MARKETPLACE	HARDWARE SUPPLIES	4.61	
	6/08/2023	AMAZON MARKETPLACE	HARDWARE SUPPLIES	83.96	
	9/08/2023	AMAZON MARKETPLACE	HARDWARE SUPPLIES	13.55	
	9/08/2023	BP EXPRESS	MOBILE BROADBAND	130.00	
	10/08/2023	AMAZON AU	STATIONERY SUPPLIES	48.53	
	10/08/2023	AMAZON AU	HARDWARE SUPPLIES	26.22	
	16/08/2023	THINKCORE SYSTEMS	HARDWARE	211.00	



Eastern Metropolitan Regional Council

PURCHASING CARDS AND CREDIT CARDS PAYMENTS LIST  
FOR THE MONTHS OF SEPTEMBER & OCTOBER 2023

Cheque / EFT No	Date	Payee		Amount	EFT Amount
	17/08/2023	OPTUS	MOBILE BROADBAND	89.00	
	30/08/2023	VISABEL	STAFF TRAINING	201.96	
	30/08/2023	VISABEL	STAFF TRAINING	201.96	
	1/09/2023	EXETEL PTY LTD	MONTHLY BROADBAND CHARGES	30.28	
2439		WBC - CORPORATE MASTERCARD - H LIEW			231.10
	11/08/2023	COLES EXPRESS	PURCHASE FUEL	100.00	
	21/08/2023	MATTHEW D PERRONI	MEAL EXPENSES	40.70	
	25/08/2023	HARVEST HOPE PTY LTD	CATERING COSTS	90.40	
2440		WBC - CORPORATE MASTERCARD - IZABELLA KRZYSKO			1,780.63
	4/08/2023	BROSON SAFETY PTY LTD	HARDWARE SUPPLIES	317.63	
	7/08/2023	OCCUMED	MEDICAL ASSESSMENT	1,463.00	
2441		WBC - CORPORATE MASTERCARD - K NAKHONTHAT			5.66
	3/08/2023	CARD FEE	CARD FEE	5.66	
2442		WBC - CORPORATE MASTERCARD - MARCUS GEISLER			2,118.06
	2/08/2023	QANTAS	FLIGHTS - CONFERENCE	1,974.76	
	2/08/2023	QANTAS	FLIGHTS - CONFERENCE	70.00	
	12/08/2023	DOMO	MEAL EXPENSES	27.75	
	17/08/2023	WILSON PARKING	PARKING	12.15	
	22/08/2023	L'AMERICANO	MEAL EXPENSES	18.25	
	23/08/2023	CITY OF PERTH PARKING	PARKING	5.05	
	23/08/2023	CITY OF PERTH PARKING	PARKING	10.10	
2443		WBC - CORPORATE MASTERCARD - MARINDA ROUX			442.35
	3/08/2023	CMA ECOCYCLE	OFFICE SUPPLIES	242.35	
	30/08/2023	SQ *SWEET ON CUPCAKES	CATERING COSTS	200.00	
2444		WBC - CORPORATE MASTERCARD - S FITZPATRICK			1,864.00
	5/08/2023	JB HI FI	COMPUTER HARDWARES	49.00	
	22/08/2023	ICHEME IN AUSTRALIA	STAFF TRAINING	808.50	
	23/08/2023	ICHEME IN AUSTRALIA	STAFF TRAINING	1,006.50	
2445		WBC - CORPORATE MASTERCARD - SINEAD O'NEILL			88.00
	23/08/2023	AGPARTS WAREHOUSE	HARDWARE SUPPLIES	88.00	
2446		WBC - CORPORATE MASTERCARD - T BEINHAEUER			1,000.90
	7/08/2023	DEPARTMENT OF MINES, INDUSTRY REGULATION AND SAFETY	ANNUAL LICENCE RENEWAL	258.00	
	9/08/2023	BUNNINGS	HARDWARE SUPPLIES	374.78	
	14/08/2023	WOOLWORTHS	STAFF AMENITIES	73.36	
	21/08/2023	COLES	STAFF AMENITIES	229.86	
	29/08/2023	COLES	STAFF AMENITIES	62.90	
	29/08/2023	KMART	STAFF AMENITIES	2.00	
2447		WBC - CORPORATE MASTERCARD - T ECKSTEIN			1,289.49
	2/08/2023	KMART	KITCHEN SUPPLIES	21.00	
	2/08/2023	WOOLWORTHS	CATERING COSTS	36.90	
	23/08/2023	COSTCO WHOLESALE AUSTR	CATERING COSTS	312.65	



Eastern Metropolitan Regional Council

PURCHASING CARDS AND CREDIT CARDS PAYMENTS LIST  
FOR THE MONTHS OF SEPTEMBER & OCTOBER 2023

Cheque / EFT No	Date	Payee		Amount	EFT Amount
	23/08/2023	SP FLORALY FLOWERS	FLOWERS FOR STAFF	127.95	
	28/08/2023	NESPRESSO AUSTRALIA	KITCHEN SUPPLIES	222.00	
	28/08/2023	ANGELO STREET MARKET	STAFF AMENITIES	4.99	
	29/08/2023	SUGAR RUSH BAKERY	CATERING COSTS	564.00	
2448		WBC - CORPORATE MASTERCARD - W HARRIS			4,346.32
	4/08/2023	FACEBK	ADVERTISING COSTS	360.50	
	8/08/2023	PRIME CREATIVE MEDIA	MONTHLY SUBSCRIPTION	324.50	
	8/08/2023	NEWSGALLERY	MONTHLY SUBSCRIPTION	22.00	
	10/08/2023	THEASSOCIATIONSPECIA	STAFF TRAINING	900.00	
	10/08/2023	THEASSOCIATIONSPECIA	STAFF TRAINING	900.00	
	10/08/2023	TRYBOOKING	STAFF TRAINING	477.50	
	10/08/2023	SUBWAY	CATERING COSTS	106.00	
	11/08/2023	WANEWSDTI	MONTHLY SUBSCRIPTION	28.00	
	11/08/2023	FARMERS HOME HOTEL	EVENT ACCOMODATION	295.00	
	15/08/2023	FAIRFAX SUBSCRIPTION	MONTHLY SUBSCRIPTION	59.00	
	15/08/2023	SQUARESPACE INC	MONTHLY SUBSCRIPTION	114.20	
	15/08/2023	MAILCHIMP	MONTHLY SUBSCRIPTION	75.40	
	17/08/2023	SP KINGS SQUARE	PARKING	14.32	
	23/08/2023	FACEBK	ADVERTISING COSTS	405.90	
	25/08/2023	CITY OF SWAN	VENUE HIRE	117.00	
	29/08/2023	WOOLWORTHS	HARDWARE SUPPLIES	147.00	
2449		WBC - CORPORATE MASTERCARD - WILLIAM RAD			547.77
	8/08/2023	TELFORD INDUSTRIES	HARDWARE SUPPLIES	188.10	
	9/08/2023	TRUCKLINE	PLANT PARTS	141.24	
	11/08/2023	BUNNINGS	POOL CHEMICAL	68.00	
	11/08/2023	TNT EXPRESS	FREIGHT COSTS	130.03	
	14/08/2023	DOT - LICENSING	REGISTRATION COST	20.40	
2450		WBC - CORPORATE MASTERCARD - Z WILLIAMSON			2,044.58
	4/08/2023	THE CHEESECAKE SHOP	CATERING COSTS	40.95	
	7/08/2023	KMART	KITCHEN SUPPLIES	51.00	
	7/08/2023	COLES	STAFF AMENITIES	186.72	
	9/08/2023	KMART	KITCHEN SUPPLIES	43.50	
	9/08/2023	COLES	STAFF AMENITIES	88.70	
	9/08/2023	SPOTLIGHT	KITCHEN SUPPLIES	30.80	
	10/08/2023	JAYCAR ELECTRONICS	VEHICLE PARTS	229.00	
	10/08/2023	WATERHALL IGA	STAFF AMENITIES	9.48	
	10/08/2023	HEATLEY SALES PTY LTD	PLANT PARTS	141.01	
	15/08/2023	PRICESAVERS	OFFICE SUPPLIES	4.00	
	16/08/2023	HEATLEY SALES PTY LTD	PLANT PARTS	576.62	
	16/08/2023	HEATLEY SALES PTY LTD	PLANT PARTS	103.93	
	18/08/2023	LUNCH AT SUE'S	CATERING COSTS	33.50	



Eastern Metropolitan Regional Council

PURCHASING CARDS AND CREDIT CARDS PAYMENTS LIST  
FOR THE MONTHS OF SEPTEMBER & OCTOBER 2023

Cheque / EFT No	Date	Payee		Amount	EFT Amount
	18/08/2023	BLACK SWAN BAKEHOUSE	CATERING COSTS	22.40	
	21/08/2023	WOOLWORTHS	STAFF AMENITIES	175.22	
	28/08/2023	WOOLWORTHS	STAFF AMENITIES	276.75	
	29/08/2023	WATERHALL IGA	STAFF AMENITIES	31.00	
2452		WBC - CORPORATE MASTERCARD - BRADLEY LACEY			1,917.96
	8/09/2023	YHAVA KOFFEWORKS	STAFF MEETING	74.80	
	11/09/2023	WOOLWORTHS	STAFF AMENITIES	171.49	
	13/09/2023	AV TRUCK SERVICES	PLANT PARTS	595.69	
	13/09/2023	AV TRUCK SERVICES	PLANT PARTS	894.28	
	19/09/2023	MOTEL LE GRANDE	ACCOMMODATION COSTS	135.00	
	20/09/2023	TATHYA PTY LTD	CATERING COSTS	29.70	
	2/10/2023	CARD FEE	CARD FEE	17.00	
2453		WBC - CORPORATE MASTERCARD - DAVID SCHMIDT			812.93
	2/09/2023	STARLINK AUSTRALIA	INTERNET	139.00	
	3/09/2023	ZOOM	MONTHLY SUBSCRIPTIONS	57.68	
	7/09/2023	STARLINK AUSTRALIA	INTERNET	143.17	
	15/09/2023	AMAZON MARKETPLACE AU	HARDWARE SUPPLIES	51.08	
	17/09/2023	OPTUS	MONTHLY SUBSCRIPTION	89.00	
	20/09/2023	MELBOURNE IT	ANNUAL MEMBERSHIP RENEWAL	176.00	
	20/09/2023	UMART	COMPUTER HARDWARES	140.00	
	2/10/2023	CARD FEE	CARD FEE	17.00	
2454		WBC - CORPORATE MASTERCARD - FRANK HUA HIM KUA			17.00
	2/10/2023	CARD FEE	CARD FEE	17.00	
2455		WBC - CORPORATE MASTERCARD - H LIEW			774.49
	04/09/2023	JOHN HUGHES SERVICE	VEHICLE SERVICE	757.49	
	02/10/2023	CARD FEE	CARD FEE	17.00	
2456		WBC - CORPORATE MASTERCARD - IZABELLA KRZYSKO			1,431.00
	14/09/2023	AUSTRALIA POST	MAIL REDIRECTION SERVICE	1,414.00	
	02/10/2023	CARD FEE	CARD FEE	17.00	
2457		WBC - CORPORATE MASTERCARD - K NAKHONTHAT			1,113.00
	11/09/2023	CPA	STAFF TRAINING	698.00	
	15/09/2023	AUSTRALIA INSTITUTE	ANNUAL MEMBERSHIP RENEWAL	49.00	
	19/09/2023	CPA	STAFF TRAINING	349.00	
	02/10/2023	CARD FEE	CARD FEE	17.00	
2458		WBC - CORPORATE MASTERCARD - KIRI CAREW			17.00
	02/10/2023	CARD FEE	CARD FEE	17.00	
2459		WBC - CORPORATE MASTERCARD - MARCUS GEISLER			106.89
	07/09/2023	CROOKED SPIRE	MEAL EXPENSES	20.00	
	13/09/2023	CROWN PERTH PARKING	PARKING	8.00	
	13/09/2023	CROWN PERTH PARKING	PARKING	25.00	
	14/09/2023	CROWN PERTH PARKING	PARKING	8.00	



**Eastern Metropolitan Regional Council**  
**PURCHASING CARDS AND CREDIT CARDS PAYMENTS LIST**  
**FOR THE MONTHS OF SEPTEMBER & OCTOBER 2023**

Cheque / EFT No	Date	Payee		Amount	EFT Amount
	18/09/2023	CPP COUNCIL HOUSE	PARKING	16.66	
	24/09/2023	UBER	UBER	12.23	
	02/10/2023	CARD FEE	CARD FEE	17.00	
2460		WBC - CORPORATE MASTERCARD - MARINDA ROUX			4,555.14
	04/09/2023	BCF AUSTRALIA	HARDWARE SUPPLIES	439.96	
	07/09/2023	NEWGALLERY	ADVERTISING COSTS	22.00	
	12/09/2023	SQUARESPACE	ANNUAL SUBSCRIPTION RENEWAL	217.53	
	15/09/2023	GIFTPAY	STAFF AWARDS	101.75	
	26/09/2023	DEPARTMENT OF TRANSPOR	VEHICLE REGISTRATION	639.40	
	27/09/2023	EGAL ENTERPRISE PL	VEHICLE PARTS	2,195.00	
	27/09/2023	DEPARTMENT OF TRANSPORT	VEHICLE REGISTRATION	922.50	
	02/10/2023	CARD FEE	CARD FEE	17.00	
2461		WBC - CORPORATE MASTERCARD - S FITZPATRICK			42.00
	14/09/2023	CROWN PERTH PARKING	PARKING	25.00	
	02/10/2023	CARD FEE	CARD FEE	17.00	
2462		WBC - CORPORATE MASTERCARD - SINEAD O'NEILL			394.84
	19/09/2023	WOOLWORTHS	STAFF AMENITIES	92.77	
	19/09/2023	MS MOBILE REPAIR	MOBILE REPAIRS	20.00	
	19/09/2023	G M NGUYEN & T T VO	PURCHASE AND INSTALLATION OF BLINDS	265.07	
	02/10/2023	CARD FEE	CARD FEE	17.00	
2463		WBC - CORPORATE MASTERCARD - T BEINHAEUER			2,089.36
	05/09/2023	COLES	STAFF AMENITIES	66.58	
	05/09/2023	ADELAIDE HYDRAULICS PT	PLANT PARTS	977.39	
	05/09/2023	JB HI FI	PURCHASE OF RADIO	79.95	
	05/09/2023	BUNNINGS	SAFETY ITEMS	202.91	
	09/09/2023	COLES	STAFF AMENITIES	21.25	
	22/09/2023	GIDGEGANNUP BAKERY	CATERING COSTS	37.00	
	26/09/2023	COLES	CATERING COSTS	74.28	
	26/09/2023	KMART	HARDWARE SUPPLIES	8.00	
	26/09/2023	MALAGA WELDING & IND	PLANT PARTS	605.00	
	02/10/2023	CARD FEE	CARD FEE	17.00	
2464		WBC - CORPORATE MASTERCARD - T ECKSTEIN			1,088.69
	05/09/2023	ANGELO STREET MARKET	CATERING COSTS	32.99	
	07/09/2023	LILYPILLY FLORIST	FRUIT BOX FOR STAFF	114.00	
	11/09/2023	BIG W	SAFETY ITEMS	211.00	
	19/09/2023	COLES	SERVICE RECOGNITION	100.00	
	21/09/2023	FENGYUE PTY LTD	WINE FOR COUNCIL MEETINGS	499.70	
	28/09/2023	WOOLWORTHS	STAFF AMENITIES	114.00	
	02/10/2023	CARD FEE	CARD FEE	17.00	
2465		WBC - CORPORATE MASTERCARD - W HARRIS			1,713.80
	08/09/2023	WANEWSDTI	MONTHLY SUBSCRIPTION	28.00	



Eastern Metropolitan Regional Council

PURCHASING CARDS AND CREDIT CARDS PAYMENTS LIST  
FOR THE MONTHS OF SEPTEMBER & OCTOBER 2023

Cheque / EFT No	Date	Payee		Amount	EFT Amount
	15/09/2023	FAIRFAX SUBSCRIPTION	MONTHLY SUBSCRIPTION	59.00	
	15/09/2023	MAILCHIMP	MONTHLY SUBSCRIPTION	75.88	
	18/09/2023	DELI ON WHATLEY PTY LT	CATERING COSTS	163.50	
	20/09/2023	OFFICEWORKS	STATIONARY SUPPLIES	91.46	
	20/09/2023	CHEMIST WAREHOUSE	PPE GEARS	72.44	
	20/09/2023	HORSELAND	SAFETY ITEMS	59.99	
	21/09/2023	QANTAS	CONFERENCE FLIGHT	844.95	
	21/09/2023	AIG AUSTRALIA	CONFERENCE TRAVEL INSURANCE	29.00	
	24/09/2023	FACEBK	ADVERTISING COSTS	272.58	
	02/10/2023	CARD FEE	CARD FEE	17.00	
2466		WBC - CORPORATE MASTERCARD - WILLIAM RAD			17.00
	02/10/2023	CARD FEE	CARD FEE	17.00	
2467		WBC - CORPORATE MASTERCARD - Z WILLIAMSON			2,369.84
	04/09/2023	WOOLWORTHS	STAFF AMENITIES	268.34	
	06/09/2023	BUNNINGS	CLEANING SUPPLIES	36.00	
	06/09/2023	KMART	KITCHEN SUPPLIES	67.00	
	14/09/2023	DAI WO SUSHI	CATERING COSTS	71.80	
	15/09/2023	AV TRUCK SERVICES PT	PLANT PARTS	307.47	
	18/09/2023	WOOLWORTHS	STAFF AMENITIES	205.59	
	18/09/2023	WOOLWORTHS	STAFF AMENITIES	70.65	
	18/09/2023	WOOLWORTHS	STAFF AMENITIES	-17.00	
	26/09/2023	WOOLWORTHS	STAFF AMENITIES	164.27	
	28/09/2023	MULTISPARES LTD	PLANT PARTS	972.59	
	02/10/2023	WOOLWORTHS	STAFF AMENITIES	206.13	
	02/10/2023	CARD FEE	CARD FEE	17.00	
		<b>SUB TOTAL</b>			<b>46,977.79</b>

## 14.2 FINANCIAL REPORT FOR PERIOD ENDED 30 SEPTEMBER 2023

D2023/41854

### PURPOSE OF REPORT

The purpose of this report is to provide Council with an overview of the EMRC's financial performance for the period ended 30 September 2023.

### KEY POINTS

Significant year to date budget variances greater than 10% or \$20,000, whichever is the greater, within each nature and type category on the Statement of Comprehensive Income as at 30 September 2023 have been identified and are reported on in the body of the report.

### RECOMMENDATIONS

That Council receives the Statement of Comprehensive Income, Capital Expenditure Statement, Statement of Financial Position, Statement of Cash and Investments and the Investment Report for the period ended 30 September 2023.

### SOURCE OF REPORT

Chief Financial Officer

### BACKGROUND

- 1 It is a requirement of the *Local Government (Financial Management) Regulations 1996* (r.34) that a Local Government is to prepare and present to Council financial reports in such a form as the Local Government considers to be appropriate.
- 2 Submitted to each meeting of Council is a financial report and summaries which provide an overview of year to date budget performance for operating activities and capital works. Variances greater than 10% or \$20,000, whichever is the greater, within each nature and type category on the Statement of Comprehensive Income are reported on in the body of the report. Also included are end of year forecasts by nature and type for operating activities and end of year forecasts for each capital works project. These forecasts are reviewed regularly in order to provide an accurate forecast of the end of year result.

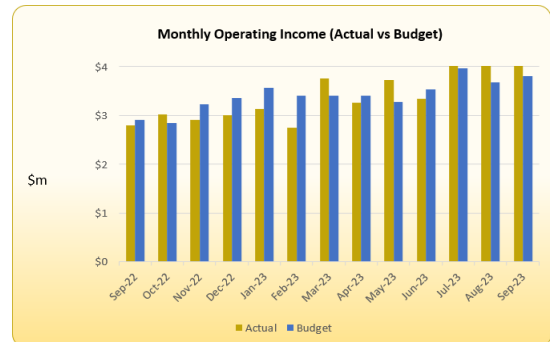
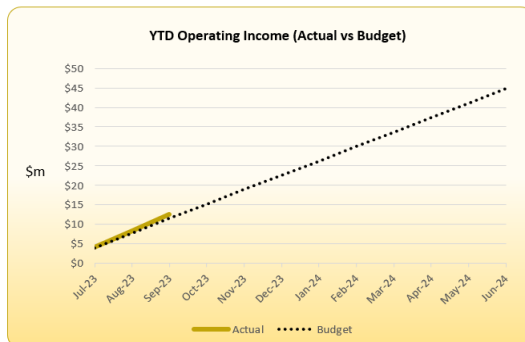
### REPORT

- 3 Outlined below are financial statements for the period ended 30 September 2023. Where possible the year to date monthly budget allocations will be reviewed in order to match the appropriate timing for the various projects budgeted to be undertaken. This will provide a better comparison between the year to date actual and year to date budget figures.

## Statement of Comprehensive Income - Nature and Type (refer Attachment 1)

- 4 The net operating result as at 30 September 2023 is a favourable variance of \$382,426 (10.97%) against budget. The following information is provided on key aspects of Council's year to date financial performance:

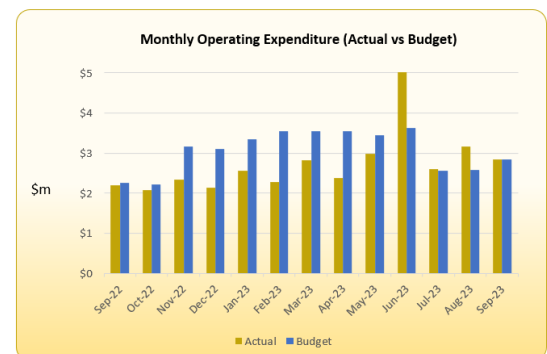
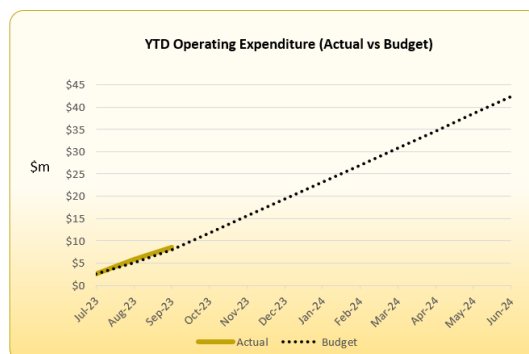
<b>Operating Income</b>	Actuals for the Year	A favourable variance of \$1,016,720 (8.88%)
	End of Year Forecasts	As per budget – not yet due to be reviewed.



## Operating Income Variances Previously Reported to Council

- 5 Interest on Municipal Cash Investments of \$298,509 is above the budget by \$244,818 (455.98%) due to the higher investment rate achieved (4.72% average interest vs 3.75% budgeted) and higher available funds for investments.
- 6 Interest on Restricted Cash Investments of \$596,732 is above the budget by \$142,847 (31.47%) due to the higher in investment rates achieved and higher available funds for investments.
- 7 Other Income of \$625,423 is above the budget by \$106,156 (20.44%) as a result of the increase in the sale of ferricrete.
- 8 There were no further significant Operating Income variances as at 30 September 2023.

<b>Operating Expenditure</b>	Actuals for the Year	An overspend variance of \$634,294 (7.97%)
	End of Year Forecasts	As per budget – not yet due to be reviewed.





### Operating Expenditure Variances Previously Reported to Council

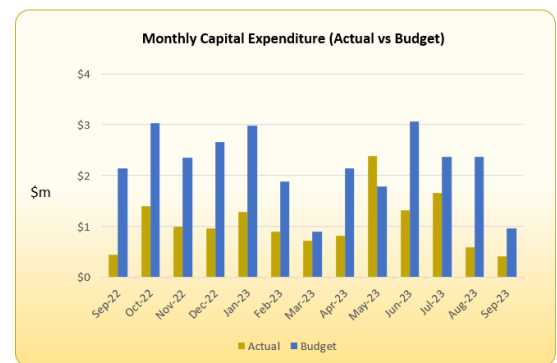
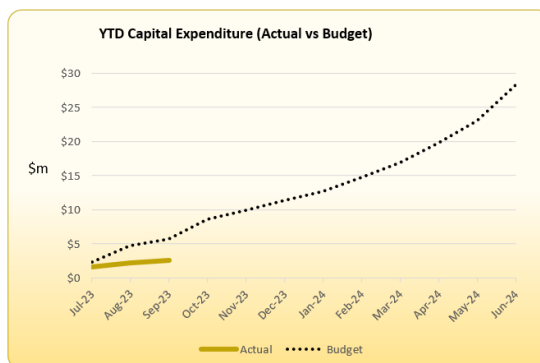
- 9 Depreciation Expenses are above the budget by \$175,833 (13.39%). The major variance relates to the higher cell usage as a result of additional commercial and non-member Council tonnages received.
- 10 Provision Expenses is above the budget by \$122,555 (38.79%). This non-cash flow variance relates such as the Post Closure Site Rehabilitation and Environmental Monitoring provisions due to the additional commercial and non-member Council tonnages received during the September month.
- 11 The Cost Allocations is below the budget by \$180,313 (99.95%). This variance relates to internal costs allocated to various projects and specifically capital expenditure projects that have been budgeted to utilise the EMRC's plant and labour as well as the timing of various projects.
- 12 There were no further significant Operating Expenditure variances as at 30 September 2023.

<b>Other Comprehensive Income</b>	Actuals for the Year	Nil
	End of Year Forecasts	Nil

- 13 There were no significant Other Comprehensive Income variances as at 30 September 2023.

### Capital Expenditure Statement (refer Attachment 2)

<b>Capital Expenditure</b>	Actuals for the Year	An underspend variance of \$3,024,769
	End of Year Forecasts	As per budget – not yet due to be reviewed.



### Capital Expenditure Variances

- 15 An underspent variance of \$3,024,769 existed as at 30 September 2023 when compared to the budget of \$5,681,850.
- 16 Capital expenditure totalling \$2,657,081 with the major capital expenditure being undertaken on the following:
  - Construct WWtE Building – HRRP - \$805,510;
  - Regional Waste Collection Project – Plant Purchase - \$515,337;
  - Purchase/Replace Plant – HRRP - \$498,900;
  - Purchase / Replace Vehicles – RHWMF - \$190,377;
  - Upgrade Power Supply to Workshop No 2 – RHWMF - \$173,110; and

- Purchase / Replace Minor Plant and Equipment – HRRP - \$149,058.

- 17 As end of year forecasts are yet to be reviewed, the forecast balances as at 30 September 2023 are as per the budget estimates.

#### Statement of Financial Position (refer Attachment 3)

- 18 The Statement of Financial Position shows the overall impact of actual balances compared with budget provisions and end of year forecasts for operating and capital works activities.

- 19 Total Equity as at 30 September 2023 totals \$181,540,921. This is an increase of \$3,867,181 from the 30 June 2023 equity of \$177,673,740.

- 20 As end of year forecasts are yet to be reviewed, the forecast balances as at 30 September 2023 are as per the budget estimates.

#### Statement of Cash and Investments (refer Attachment 4)

- 21 The level of cash and investments in the Municipal Fund as at 30 September 2023 is \$28,839,033 and Restricted Cash amount to \$52,046,336.

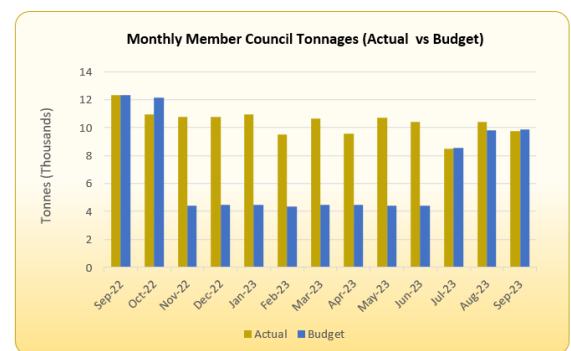
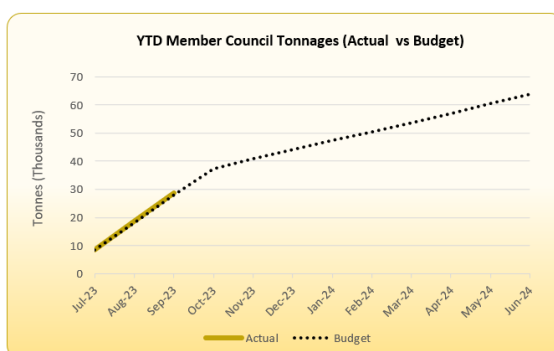
- 22 The net movement for the month is an overall increase of \$1,732,823.

- 23 As end of year forecasts are yet to be reviewed, the forecast balances as at 30 September are as per the budget estimates.

#### Investment Report (refer Attachment 5)

- 24 Term deposits valued at \$25,000,000 matured during September 2023. Of this amount, \$2,000,000 was redeemed while the remaining \$23,000,000 was reinvested into further term deposits.

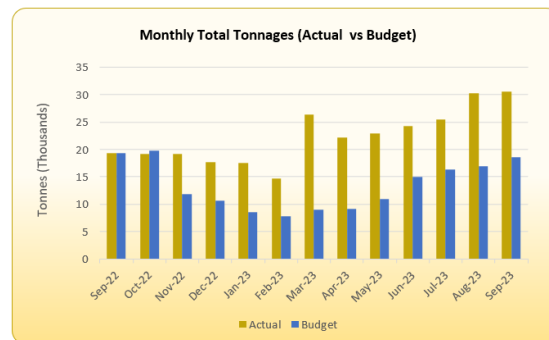
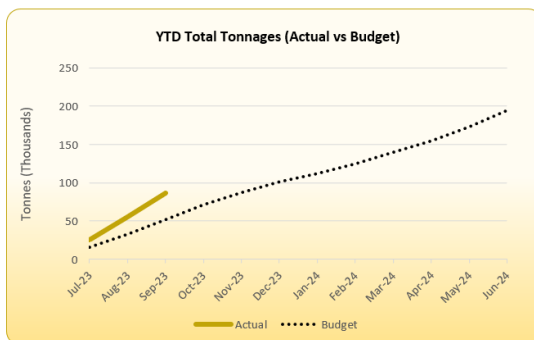
#### Tonnages - Member Councils



- 25 Tonnages received from member Councils were 28,652 tonnes compared to the budget of 28,172 tonnes.

- 26 This compared with 34,684 tonnes in the previous corresponding period. The main variance is due to Kalamunda withdrawal.

## Tonnages - Total Tonnages



27 Total tonnages received from all sources were 86,288 tonnes compared to the budget of 51,895 tonnes. The variance is mainly as a result of the higher commercial and non-member Council tonnes received.

28 As at the same period in 2022/2023 tonnages received from all sources totalled 58,265 tonnes.

## STRATEGIC/POLICY IMPLICATIONS

29 Reporting on EMRC Strategic Policy implications align with the revised Strategic Plan 2017-2027 and the Sustainability Strategy.

## FINANCIAL IMPLICATIONS

30 As outlined within the report and attachments.

## SUSTAINABILITY IMPLICATIONS

31 Nil

## RISK MANAGEMENT

### Risk – Non-Compliance with Financial Regulations

Consequence	Likelihood	Rating
Moderate	Unlikely	Moderate
Action/Strategy		
<ul style="list-style-type: none"> <li>➤ The financial report is scrutinised by the EMRC Council to ensure that all statutory requirements are met.</li> <li>➤ Internal Audit reviews to ensure compliance with Financial Regulations.</li> <li>➤ External Audit confirms compliance.</li> </ul>		

#### MEMBER COUNCIL IMPLICATIONS

Member Council	Implication Details
Town of Bassendean	As outlined in the report.
City of Bayswater	
Shire of Mundaring	
City of Swan	

#### ATTACHMENT(S)

1. Statement of Comprehensive Income by Nature and Type (D2023/41855)
2. Capital Expenditure Statement (D2023/41856)
3. Statement of Financial Position (D2023/41857)
4. Statement of Cash and Investments (D2023/41858)
5. Investment Report (D2023/41859)

#### VOTING REQUIREMENT

Simple Majority

#### RECOMMENDATION(S)

That Council receives the Statement of Comprehensive Income, Capital Expenditure Statement, Statement of Financial Position, Statement of Cash and Investments and the Investment Report for the period ended 30 September 2023.

#### COUNCIL RESOLUTION(S)

MOVED

SECONDED



# STATEMENT OF COMPREHENSIVE INCOME

## Nature and Type

Year to Date

September 2023

Full Year

Actual	Budget	Variance			Forecast	Budget	Variance		
<b>Operating Income</b>									
\$14,183,699	\$12,459,807	\$1,723,892	(F)	User Charges	\$43,897,155	\$43,897,155	\$0	(F)	
(\$5,165,820)	(\$3,947,437)	(\$1,218,383)	(U)	<u>Less</u> Landfill Levy Charges	(\$10,628,512)	(\$10,628,512)	\$0	(F)	
\$9,017,879	\$8,512,370	\$505,509	(F)	Net User Charges	\$33,268,643	\$33,268,643	\$0	(F)	
\$151,629	\$148,122	\$3,507	(F)	Special Charges	\$591,096	\$591,096	\$0	(F)	
\$890,297	\$879,502	\$10,795	(F)	Secondary Waste Charge	\$1,746,632	\$1,746,632	\$0	(F)	
\$37,210	\$42,365	(\$5,155)	(U)	Contributions	\$109,755	\$109,755	\$0	(F)	
\$341,000	\$341,000	\$0	(F)	Operating Grants	\$690,000	\$690,000	\$0	(F)	
\$298,509	\$53,691	\$244,818	(F)	Interest Municipal Cash Investments	\$214,775	\$214,775	\$0	(F)	
\$596,732	\$453,885	\$142,847	(F)	Interest Restricted Cash Investments	\$1,815,590	\$1,815,590	\$0	(F)	
\$454,263	\$437,793	\$16,470	(F)	Reimbursements	\$1,939,340	\$1,939,340	\$0	(F)	
\$625,423	\$519,267	\$106,156	(F)	Other	\$3,955,714	\$3,955,714	\$0	(F)	
\$50,273	\$58,500	(\$8,227)	(U)	Proceeds from Sale of Assets	\$422,000	\$422,000	\$0	(F)	
<b>\$12,463,215</b>	<b>\$11,446,495</b>	<b>\$1,016,720</b>	(F)	<b>Total Operating Income</b>	<b>\$44,753,545</b>	<b>\$44,753,545</b>	<b>\$0</b>	(F)	
<b>Operating Expenditure</b>									
\$3,295,294	\$3,250,384	(\$44,910)	(U)	Salary Expenses	\$14,057,260	\$14,057,260	\$0	(F)	
\$1,924,989	\$1,838,701	(\$86,288)	(U)	Contract Expenses	\$10,391,841	\$10,391,841	\$0	(F)	
\$434,077	\$409,289	(\$24,788)	(U)	Material Expenses	\$1,936,086	\$1,936,086	\$0	(F)	
\$84,524	\$94,229	\$9,705	(F)	Utility Expenses	\$377,077	\$377,077	\$0	(F)	
\$413,718	\$384,618	(\$29,100)	(U)	Fuel Expenses	\$1,538,583	\$1,538,583	\$0	(F)	
\$0	\$0	\$0	(F)	Interest Expenses	\$0	\$0	\$0	(F)	
\$124,016	\$106,839	(\$17,177)	(U)	Insurance Expenses	\$427,647	\$427,647	\$0	(F)	
\$1,488,893	\$1,313,060	(\$175,833)	(U)	Depreciation Expenses	\$4,505,745	\$4,505,745	\$0	(F)	
\$347,177	\$382,991	\$35,814	(F)	Miscellaneous Expenses	\$8,030,117	\$8,030,117	\$0	(F)	
\$438,465	\$315,910	(\$122,555)	(U)	Provision Expenses	\$917,260	\$917,260	\$0	(F)	
(\$91)	(\$180,404)	(\$180,313)	(U)	Costs Allocated	(\$117,614)	(\$117,614)	\$0	(F)	
\$44,972	\$46,123	\$1,151	(F)	Carrying Amount of Assets Disposed Of	\$234,062	\$234,062	\$0	(F)	
<b>\$8,596,034</b>	<b>\$7,961,740</b>	<b>(\$634,294)</b>	(U)	<b>Total Operating Expenditure</b>	<b>\$42,298,064</b>	<b>\$42,298,064</b>	<b>\$0</b>	(F)	
<b>\$3,867,181</b>	<b>\$3,484,755</b>	<b>\$382,426</b>	(F)	<b>NET RESULT BEFORE OTHER COMPREHENSIVE INCOME</b>	<b>\$2,455,481</b>	<b>\$2,455,481</b>	<b>\$0</b>	(F)	
Surplus	Surplus				Surplus	Surplus			
<b>Other Comprehensive Income</b>									
\$0	\$0	\$0	(F)	Revaluation of Assets/Accumulated Depreciation Reversal	\$0	\$0	\$0	(F)	
<b>\$0</b>	<b>\$0</b>	<b>\$0</b>	(F)	<b>Total Other Comprehensive Income</b>	<b>\$0</b>	<b>\$0</b>	<b>\$0</b>	(F)	
<b>\$3,867,181</b>	<b>\$3,484,755</b>	<b>\$382,426</b>	(F)	<b>CHANGE IN NET ASSETS FROM OPERATIONS</b>	<b>\$2,455,481</b>	<b>\$2,455,481</b>	<b>\$0</b>	(F)	
Surplus	Surplus				Surplus	Surplus			

## Notes:

1. User Charges - include member Councils and casual users pertaining to waste, risk management and environmental services fees and charges;
2. Special Charges - Waste Education Levy;
3. Contributions - member Councils' contributions to projects and services;
4. Operating Grants - grant income predominantly from government agencies; and
5. Other Operating Income - includes income from the sale of products;

(F) denotes Favourable variance and (U) denotes Unfavourable variance



**CAPITAL EXPENDITURE STATEMENT**  
**SEPTEMBER 2023**

Year to Date			On Order	Full Year			
Actual	Budget	Variance		Forecast	Budget	Variance	
CEO's Team							
\$0	\$17,499	\$17,499	\$0	Purchase Information Technology & Communication Equipment - Councillors ( 24550/01 )	\$70,000	\$70,000	\$0
\$0	\$17,499	\$17,499	\$0		\$70,000	\$70,000	\$0



# CAPITAL EXPENDITURE STATEMENT

SEPTEMBER 2023

Year to Date			On Order	Full Year			
Actual	Budget	Variance		Forecast	Budget	Variance	
Business Support							
\$0	\$70,497	\$70,497	\$0	Extend Ascot PV & EV Charging ( 24399/28 )	\$282,000	\$282,000	\$0
\$31,340	\$17,187	(\$14,153)	\$47,368	Purchase Vehicles - Ascot Place ( 24440/00 )	\$68,750	\$68,750	\$0
\$0	\$104,499	\$104,499	\$0	Purchase Vehicles - Ascot Place (Electric Vehicles) ( 24440/01 )	\$418,000	\$418,000	\$0
\$0	\$2,499	\$2,499	\$0	Purchase Furniture Fittings & Equipment - Corporate Services ( 24510/01 )	\$10,000	\$10,000	\$0
\$0	\$18,249	\$18,249	\$0	Purchase Information Technology & Communication Equipment ( 24550/00 )	\$73,000	\$73,000	\$0
\$0	\$23,748	\$23,748	\$0	Capital Improvement Administration Building - Ascot Place ( 25240/01 )	\$95,000	\$95,000	\$0
\$0	\$1,248	\$1,248	\$0	Upgrade Security Equipment - Ascot Place ( 25530/01 )	\$5,000	\$5,000	\$0
\$31,340	\$237,927	\$206,587	\$47,368		\$951,750	\$951,750	\$0



## CAPITAL EXPENDITURE STATEMENT

SEPTEMBER 2023

Year to Date			On Order		Full Year		
Actual	Budget	Variance			Forecast	Budget	Variance
Sustainability Team							
\$0	\$74,806	\$74,806	\$0	Construct Monitoring Bores - Red Hill Landfill Facility ( 24396/00 )	\$300,000	\$300,000	\$0
\$5,680	\$0	(\$5,680)	\$2,528	Purchase of Fume Hood at HRRP - Waste Environment ( 24590/10 )	\$0	\$0	\$0
\$5,680	\$74,806	\$69,126	\$2,528		\$300,000	\$300,000	\$0





# CAPITAL EXPENDITURE STATEMENT

SEPTEMBER 2023

Year to Date			On Order	Full Year			
Actual	Budget	Variance		Forecast	Budget	Variance	
Operations Team							
\$0	\$41,666	\$41,666	\$0	Construct Waste Management Facility Buildings - Red Hill Landfill Facility ( 24250/01 )	\$250,000	\$250,000	\$0
\$805,510	\$676,682	(\$128,828)	\$511,551	Construct Wood Waste to Energy Building - HRRP ( 24259/05 )	\$2,727,588	\$2,727,588	\$0
\$68,058	\$141,642	\$73,584	\$79,290	Construct Waste Transfer Station - HRRP ( 24259/10 )	\$849,858	\$849,858	\$0
\$2,360	\$0	(\$2,360)	\$0	Construct Weighbridge Office - HRRP ( 24259/12 )	\$0	\$0	\$0
\$173,111	\$0	(\$173,111)	\$0	Upgrade Power Supply to Workshop No 2 - Red Hill Landfill Facility ( 24259/15 )	\$0	\$0	\$0
\$22,393	\$44,154	\$21,762	\$52,223	Install Power Supply to Lots 8 9 & 10 - Red Hill Landfill Facility ( 24259/16 )	\$250,000	\$250,000	\$0
\$0	\$36,229	\$36,229	\$0	Wood Waste to Energy Plant - Fire Protection - HRRP ( 24259/22 )	\$200,000	\$200,000	\$0
\$16,593	\$75,920	\$59,327	\$0	Construct Class III Cell Stage 17 - Red Hill Landfill Facility ( 24310/21 )	\$440,000	\$440,000	\$0
\$0	\$100,970	\$100,970	\$0	Design and Construct Class IV Cell Stage 2 - Red Hill Landfill Facility ( 24330/04 )	\$600,000	\$600,000	\$0
\$34,099	\$536,409	\$502,310	\$0	Design and Construct Class IV Cell Stage 3 - Red Hill Landfill Facility ( 24330/05 )	\$3,206,000	\$3,206,000	\$0
\$0	\$64,581	\$64,581	\$0	Construct Leachate and Stormwaste Infrastructure and Siltation Ponds - Red Hill Landfill Facility ( 24350/01 )	\$375,000	\$375,000	\$0
\$18,235	\$262,498	\$244,263	\$1,902,646	Leachate Pond Deepening - Red Hill Landfill Facility ( 24350/02 )	\$1,550,000	\$1,550,000	\$0
\$0	\$31,257	\$31,257	\$0	Construct Roads / Carparks - Red Hill Landfill Facility ( 24370/00 )	\$127,060	\$127,060	\$0

# CAPITAL EXPENDITURE STATEMENT

SEPTEMBER 2023

Year to Date			On Order	Full Year			
Actual	Budget	Variance		Forecast	Budget	Variance	
Operations Team							
\$0	\$116,327	\$116,327	\$0	Construct Access Road to Lots 8 9 10 - Red Hill Landfill Facility ( 24370/02 )	\$660,000	\$660,000	\$0
\$9,500	\$18,750	\$9,250	\$25,900	Construct Drainage Diversion and Earthworks Infrastructures - Red Hill Landfill Facility ( 24380/00 )	\$75,000	\$75,000	\$0
\$0	\$77,548	\$77,548	\$0	Construct Drainage Works to Lots 8 9 10 - Red Hill Landfill Facility ( 24380/01 )	\$440,000	\$440,000	\$0
\$0	\$7,500	\$7,500	\$0	Construct Litter Fence - Redhill Landfill Facility ( 24394/05 )	\$30,000	\$30,000	\$0
\$19,642	\$0	(\$19,642)	\$0	Resource Recovery Park - Noise Control Fencing ( 24394/06 )	\$0	\$0	\$0
\$0	\$49,998	\$49,998	\$58,948	Supply and Install Electronic Gates - Redhill Landfill Facility ( 24394/07 )	\$200,000	\$200,000	\$0
\$12,013	\$0	(\$12,013)	\$0	Construct FOGO Processing Area - Red Hill Landfill Facility ( 24395/05 )	\$0	\$0	\$0
\$0	\$8,748	\$8,748	\$0	Undertake FOGO Reference Site Tours ( 24395/06 )	\$35,000	\$35,000	\$0
\$9,969	\$24,235	\$14,267	\$2,000	Implementation of the FOGO Recovery Strategy ( 24395/07 )	\$100,000	\$100,000	\$0
\$0	\$60,000	\$60,000	\$0	Construct Hardstand 2 (Old House Site) - Hazelmere ( 24395/10 )	\$360,000	\$360,000	\$0
\$0	\$83,332	\$83,332	\$0	FOGO Picking Station - Red Hill Landfill Facility ( 24395/11 )	\$500,000	\$500,000	\$0
\$19,128	\$0	(\$19,128)	\$0	Construct Storage Bunkers for Wood Fines (QA process) - Hazelmere ( 24399/09 )	\$0	\$0	\$0
\$0	\$12,498	\$12,498	\$0	Air Supply lines - Waste Management Structures - Red Hill Landfill Facility ( 24399/10 )	\$50,000	\$50,000	\$0
\$4,560	\$49,971	\$45,411	\$0	Wood Waste to Energy Utilities/Infrastructure - HRRP ( 24399/11 )	\$200,000	\$200,000	\$0



# CAPITAL EXPENDITURE STATEMENT

SEPTEMBER 2023

Year to Date			On Order	Full Year			
Actual	Budget	Variance		Forecast	Budget	Variance	
Operations Team							
\$0	\$24,999	\$24,999	\$0	Gas Extraction System Wells - Red Hill Landfill Facility ( 24399/20 )	\$100,000	\$100,000	\$0
\$0	\$426,780	\$426,780	\$101,967	Air Pollution Control Residue Facility (APCR) - Red Hill Landfill Facility ( 24399/21 )	\$2,528,034	\$2,528,034	\$0
\$0	\$30,000	\$30,000	\$33,980	Extension of Sewer Line from WWtE to Sewer Sump & existing ATU - HRRP ( 24399/23 )	\$180,000	\$180,000	\$0
\$0	\$16,650	\$16,650	\$0	Noise Barrier for Hammer Mill - HRRP ( 24399/26 )	\$99,900	\$99,900	\$0
\$15,000	\$29,166	\$14,166	\$325,469	Hydrant Upgrade - HRRP ( 24399/29 )	\$175,000	\$175,000	\$0
\$7,280	\$8,960	\$1,680	\$459,837	Sewer Line connection to Talloman - HRRP ( 24399/30 )	\$53,764	\$53,764	\$0
\$0	\$454,166	\$454,166	\$1,130,348	Purchase / Replace Plant - Red Hill Landfill Facility ( 24410/00 )	\$2,725,000	\$2,725,000	\$0
\$498,900	\$464,666	(\$34,234)	\$70,800	Purchase / Replace Plant - Hazelmere ( 24410/01 )	\$2,788,000	\$2,788,000	\$0
\$515,337	\$516,666	\$1,329	\$49,067	Regional Waste Collection Project - Plant Purchases ( 24410/14 )	\$1,000,000	\$1,000,000	\$0
\$0	\$179,000	\$179,000	\$0	Air Pollution Control Residue Facility (APCR) Plant & Equipment - Red Hill Landfill Facility ( 24410/15 )	\$1,074,000	\$1,074,000	\$0
\$10,949	\$126,750	\$115,801	\$259,190	Purchase / Replace Minor Plant and Equipment-Red Hill Landfill Facility ( 24420/00 )	\$507,000	\$507,000	\$0
\$149,058	\$116,562	(\$32,496)	\$149,429	Purchase / Replace Minor Plant and Equipment - Hazelmere ( 24420/02 )	\$466,259	\$466,259	\$0
\$190,377	\$73,311	(\$117,066)	\$0	Purchase / Replace Vehicles - Red Hill Landfill Facility ( 24430/00 )	\$293,250	\$293,250	\$0
\$0	\$4,998	\$4,998	\$0	Purchase / Replace Office Equipment - Red Hill Landfill Facility ( 24510/08 )	\$20,000	\$20,000	\$0



# CAPITAL EXPENDITURE STATEMENT

SEPTEMBER 2023

Year to Date			On Order	Full Year			
Actual	Budget	Variance		Forecast	Budget	Variance	
Operations Team							
\$0	\$15,000	\$15,000	\$0	Purchase / Replace Security System - Red Hill Waste Management Facility ( 24530/08 )	\$60,000	\$60,000	\$0
\$0	\$2,499	\$2,499	\$0	Purchase / Replace Security System - Hazelmere ( 24530/10 )	\$10,000	\$10,000	\$0
\$13,260	\$12,498	(\$762)	\$0	Waste Transfer Station - CCTV and Network - HRRP ( 24530/11 )	\$50,000	\$50,000	\$0
\$0	\$6,249	\$6,249	\$0	Waste Transfer Station - Thermal Cameras - HRRP ( 24530/12 )	\$25,000	\$25,000	\$0
(\$1,494)	\$1,500	\$2,994	\$0	Purchase Information Technology & Communication Equipment - Projects ( 24550/02 )	\$6,000	\$6,000	\$0
\$0	\$21,789	\$21,789	\$0	Purchase Information Technology & Communication Equipment - Hazelmere ( 24550/03 )	\$87,166	\$87,166	\$0
\$0	\$3,000	\$3,000	\$0	Purchase Information Technology & Communication Equipment - Red Hill ( 24550/05 )	\$12,000	\$12,000	\$0
\$0	\$68,748	\$68,748	\$0	Purchase / Replace Other Equipment - Red Hill Landfill Facility ( 24590/00 )	\$275,000	\$275,000	\$0
\$6,225	\$0	(\$6,225)	\$0	Purchase / Replace Miscellaneous Equipment - Hazelmere ( 24590/02 )	\$0	\$0	\$0
\$0	\$4,998	\$4,998	\$0	Purchase / Replace Office Furniture and Fittings - Red Hill Landfill Facility ( 24610/08 )	\$20,000	\$20,000	\$0
\$0	\$4,998	\$4,998	\$0	Purchase Office Furniture and Fittings - Hazelmere Office ( 24610/10 )	\$20,000	\$20,000	\$0
\$0	\$6,750	\$6,750	\$0	Purchase Furniture and Fittings - Hazelmere Workshop ( 24610/11 )	\$27,000	\$27,000	\$0



## CAPITAL EXPENDITURE STATEMENT

SEPTEMBER 2023

Year to Date			On Order		Full Year		
Actual	Budget	Variance			Forecast	Budget	Variance
Operations Team							
\$0	\$210,000	\$210,000	\$181,818	Refurbish Plant - Red Hill Landfill Facility ( 25410/00 )	\$1,260,000	\$1,260,000	\$0
\$2,620,061	\$5,351,618	\$2,731,557	\$5,394,463		\$27,087,879	\$27,087,879	\$0
\$2,657,081	\$5,681,850	\$3,024,769	\$5,444,359	TOTAL CAPITAL EXPENDITURE	\$28,409,629	\$28,409,629	\$0



# STATEMENT OF FINANCIAL POSITION

## SEPTEMBER 2023

Actual June 2023	Actual Year to Date	(F) = Favourable variation (U) = Unfavourable variation	Full Year		
			Forecast	Budget	Variance
Current Assets					
\$26,624,162	\$4,370,790	Cash and Cash Equivalents	\$1,097,002	\$1,097,002	\$0 (F)
\$54,074,526	\$76,514,579	Investments	\$31,810,067	\$31,810,067	\$0 (F)
\$4,242,923	\$6,484,806	Trade and Other Receivables	\$2,988,058	\$2,988,058	\$0 (F)
\$32,949	\$35,775	Inventories	\$39,035	\$39,035	\$0 (F)
\$20,620	\$180,970	Other Assets	\$67,382	\$67,382	\$0 (F)
\$84,995,180	\$87,586,920	Total Current Assets	\$36,001,544	\$36,001,544	\$0 (F)
Current Liabilities					
\$6,798,058	\$6,198,131	Trade and Other Payables	\$6,201,968	\$6,201,968	\$0 (F)
\$2,139,838	\$2,149,075	Provisions	\$1,947,778	\$1,947,778	\$0 (F)
\$8,937,896	\$8,347,206	Total Current Liabilities	\$8,149,746	\$8,149,746	\$0 (F)
\$76,057,284	\$79,239,714	Net Current Assets	\$27,851,798	\$27,851,798	\$0 (F)
Non Current Assets					
\$47,850,257	\$47,850,257	Land	\$47,850,257	\$47,850,257	\$0 (F)
\$9,172,808	\$18,577,322	Buildings	\$29,267,252	\$29,267,252	\$0 (F)
\$21,117,026	\$20,484,386	Structures	\$40,495,127	\$40,495,127	\$0 (F)
\$12,584,804	\$13,094,084	Plant	\$23,532,419	\$23,532,419	\$0 (F)
\$399,739	\$609,401	Equipment	\$2,126,573	\$2,126,573	\$0 (F)
\$156,319	\$151,261	Furniture and Fittings	\$164,972	\$164,972	\$0 (F)
\$37,743,167	\$29,380,625	Work in Progress	\$17,536,763	\$17,536,763	\$0 (F)
\$129,024,120	\$130,147,336	Total Non Current Assets	\$160,973,363	\$160,973,363	\$0 (F)
Non Current Liabilities					
\$27,407,664	\$27,846,129	Provisions	\$12,147,577	\$12,147,577	\$0 (F)
\$27,407,664	\$27,846,129	Total Non Current Liabilities	\$12,147,577	\$12,147,577	\$0 (F)
\$177,673,740	\$181,540,921	Net Assets	\$176,677,584	\$176,677,584	\$0 (F)
Equity					
\$81,382,357	\$88,296,745	Accumulated Surplus/Deficit	\$106,680,934	\$106,680,934	\$0 (F)
\$37,145,634	\$37,145,634	Asset Revaluation Reserve	\$37,157,892	\$37,157,892	\$0 (F)
\$52,231,361	\$52,231,361	Cash Backed Reserves	\$30,383,277	\$30,383,277	\$0 (F)
\$6,914,388	\$3,867,181	Net change in assets from operations	\$2,455,481	\$2,455,481	\$0 (F)
\$177,673,740	\$181,540,921	Total Equity	\$176,677,584	\$176,677,584	\$0 (F)



## CASH AND INVESTMENTS SEPTEMBER 2023

Actual June 2023	Actual Year to Date	(F) = Favourable variation (U) = Unfavourable variation	Full Year		
			Forecast	Budget	Variance
Municipal Cash and Investments					
26,620,112	4,366,740	Cash at Bank - Municipal Fund 01001/00	294,395	294,395	0 (F)
4,050	4,050	Cash on Hand 01019/00 - 02	4,050	4,050	0 (F)
1,268,639	26,154,377	Investments - Municipal Fund 02021/00	1,063,188	1,063,188	0 (F)
27,892,801	30,525,167	Total Municipal Cash	1,361,633	1,361,633	0 (F)
Restricted Cash and Investments					
1,347,454	31,676	Restricted Investments - Plant and Equipment 02022/01	256,568	256,568	0 (F)
4,263,318	4,287,380	Restricted Investments - Post Closure Site Rehabilitation Red Hill 02022/02	6,204,205	6,204,205	0 (F)
9,036,948	2,769,398	Restricted Investments - Future Development 02022/03	884,621	884,621	0 (F)
1,973,037	1,984,173	Restricted Investments - Environmental Monitoring Red Hill 02022/04	2,902,707	2,902,707	0 (F)
40,237	40,464	Restricted Investments - Class IV Cells Red Hill 02022/07	467,165	467,165	0 (F)
7,915,283	9,198,520	Restricted Investments - Secondary Waste Processing 02022/09	10,097,446	10,097,446	0 (F)
2,378,510	2,318,376	Restricted Investments - Class III Cells 02022/10	3,156,111	3,156,111	0 (F)
5,506,111	5,537,187	Restricted Investments - EastLink Relocation 02022/13	5,685,769	5,685,769	0 (F)
18,663,605	22,065,344	Restricted Investments - Committed Funds 02022/14	0	0	0 (F)
574,526	1,014,579	Restricted Investments - Accrued Interest 02022/19	728,686	728,686	0 (F)
1,106,858	1,113,105	Restricted Investments - Long Service Leave 02022/90	1,162,158	1,162,158	0 (F)
52,805,887	50,360,202	Total Restricted Cash	31,545,436	31,545,436	0 (F)
80,698,688	80,885,369	TOTAL CASH AND INVESTMENTS	32,907,069	32,907,069	0 (F)

The Cash at Bank - Municipal Fund represents the balance on the last day of the relevant month. Any portion of the balance available for investment is transferred into the Investment - Municipal Fund account in the following period. Funds held in the Cash at Bank - Municipal Fund continue to accrue interest as per the Westpac commercial rates.

## EMRC Investment Report

September 2023

## I. Overall Portfolio Limits

S&P Long Term Rating	S&P Short Term Rating	Short Term % Portfolio	Investment Maximum %
AA-	A-1+	51.80%	100.00%
A	A-1	15.65%	100.00%
BBB	A-2	32.55%	40.00%
		<u>100.00%</u>	

Investment by S&amp;P Rating



## II. Single Entity Exposure

	S&P Long Term Rating	S&P Short Term Rating	Short Term % Portfolio
ANZ Banking Group	AA-	A-1+	26.29%
AMP	BBB	A-2	12.52%
NAB	AA-	A-1+	0.00%
Westpac / St. George Bank	AA-	A-1+	25.50%
Suncorp	A+	A-1	15.65%
BOQ / ME Bank	BBB+	A-2	20.03%
Commonwealth Bank	AA-	A-1+	0.00%
ING	A	A-1	0.00%
Macquarie Bank	A+	A-1	0.00%
			<u>100.00%</u>

\*

\* Non-Fossil Fuel ADI (Authorised Deposit Taking Institution)

## III. Term to Maturity Framework

Investment Policy Guidelines			
Maturity Profile	% Portfolio	% Min	% Max
Less Than 1 Year	100.00%	40%	100%
Greater than 1 year & less than or equal to 3 years	0.00%	0%	60%
	<u>100.00%</u>		

## IV. Fossil Fuel Divestment

	% Portfolio
Non-Fossil Fuel ADI's	15.65%
Fossil Fuel ADI's	84.35%
	<u>100.00%</u>



## 14.3 FINANCIAL REPORT FOR PERIOD ENDED 31 OCTOBER 2023

D2023/44342

### PURPOSE OF REPORT

The purpose of this report is to provide Council with an overview of the EMRC's financial performance for the period ended 31 October 2023.

### KEY POINTS

Significant year to date budget variances greater than 10% or \$20,000, whichever is the greater, within each nature and type category on the Statement of Comprehensive Income as at 31 October 2023 have been identified and are reported on in the body of the report.

### RECOMMENDATIONS

That Council receives the Statement of Comprehensive Income, Capital Expenditure Statement, Statement of Financial Position, Statement of Cash and Investments and the Investment Report for the period ended 31 October 2023.

### SOURCE OF REPORT

Chief Financial Officer

### BACKGROUND

- 1 It is a requirement of the *Local Government (Financial Management) Regulations 1996* (r.34) that a Local Government is to prepare and present to Council financial reports in such a form as the Local Government considers to be appropriate.
- 2 Submitted to each meeting of Council is a financial report and summaries which provide an overview of year to date budget performance for operating activities and capital works. Variances greater than 10% or \$20,000, whichever is the greater, within each nature and type category on the Statement of Comprehensive Income are reported on in the body of the report. Also included are end of year forecasts by nature and type for operating activities and end of year forecasts for each capital works project. These forecasts are reviewed regularly in order to provide an accurate forecast of the end of year result.

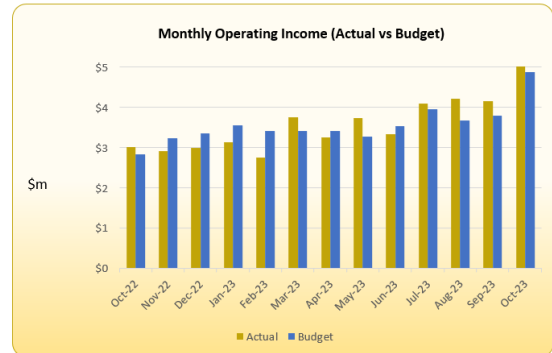
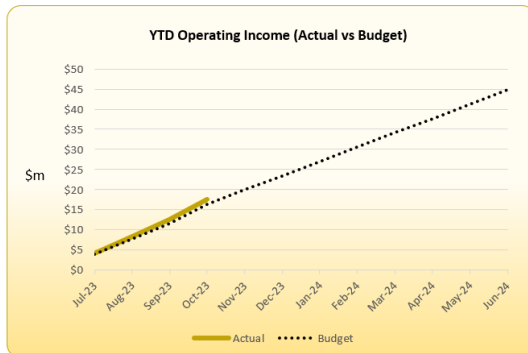
### REPORT

- 3 Outlined below are financial statements for the period ended 31 October 2023. Where possible the year to date monthly budget allocations will be reviewed in order to match the appropriate timing for the various projects budgeted to be undertaken. This will provide a better comparison between the year to date actual and year to date budget figures.

### Statement of Comprehensive Income - Nature and Type (refer Attachment 1)

- 4 The net operating result as at 31 October 2023 is a favourable variance of \$206,847 (3.70%) against budget. The following information is provided on key aspects of Council's year to date financial performance:

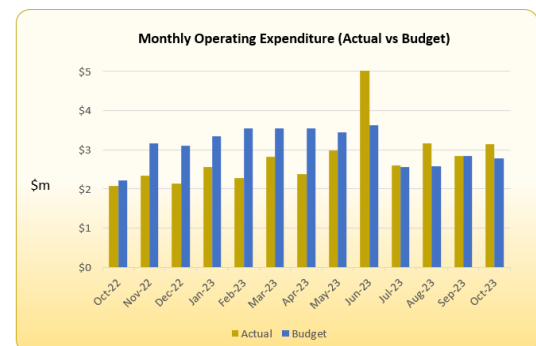
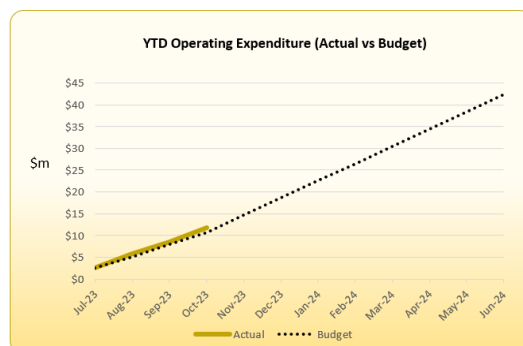
<b>Operating Income</b>	Actuals for the Year	A favourable variance of \$1,208,526 (7.40%)
	End of Year Forecasts	As per budget – not yet due to be reviewed.



### Operating Income Variances Previously Reported to Council

- 5 Interest on Municipal Cash Investments of \$445,003 is above the budget by \$373,415 (521.62%) due to the higher investment rate achieved (4.73% average interest vs 3.75% budgeted) and higher available funds for investments.
- 6 Interest on Restricted Cash Investments of \$760,933 is above the budget by \$155,753 (25.74%) due to the higher in investment rates achieved and higher available funds for investments.
- 7 There were no further significant Operating Income variances as at 31 October 2023.

<b>Operating Expenditure</b>	Actuals for the Year	An overspend variance of \$1,001,679 (9.33%)
	End of Year Forecasts	As per budget – not yet due to be reviewed.



### Operating Expenditure Variances Previously Reported to Council

- 8 Depreciation Expenses is above the budget by \$406,353 (23.53%). The major variance relates to the higher cell usage as a result of additional commercial and non-member Council tonnages received.

9 Provision Expenses are above the budget by \$251,940 (68.48%). This non-cash flow variance relates such as the Post Closure Site Rehabilitation and Environmental Monitoring provisions due to the additional commercial and non-member Council tonnages received during the September month.

10 The Cost Allocations is below the budget by \$257,551 (99.96%). This variance relates to internal costs allocated to various projects and specifically capital expenditure projects that have been budgeted to utilise the EMRC's plant and labour as well as the timing of various projects.

#### Operating Expenditure Variances not previously reported to Council

11 Fuel Expenses of \$609,640 is above the budget by \$96,816 (18.88%). The variance is due to the increased fuel consumption resulting from the higher volume of tonnage received.

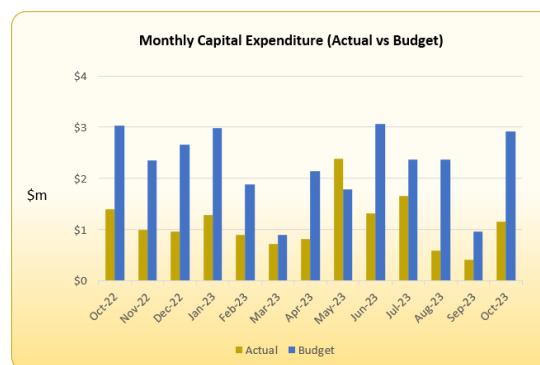
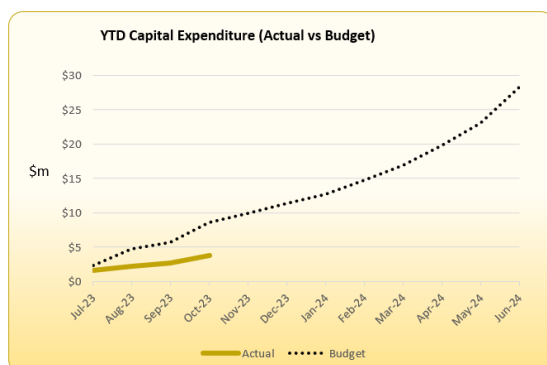
12 There were no further significant Operating Expenditure variances as at 31 October 2023.

<b>Other Comprehensive Income</b>	Actuals for the Year	Nil
	End of Year Forecasts	Nil

13 There were no significant Other Comprehensive Income variances as at 31 October 2023.

#### 14 Capital Expenditure Statement (refer Attachment 2)

<b>Capital Expenditure</b>	Actuals for the Year	An underspend variance of \$4,786,243
	End of Year Forecasts	As per budget – not yet due to be reviewed.



#### Capital Expenditure Variances

15 An underspent variance of \$4,786,243 existed as at 31 October 2023 when compared to the budget of \$8,600,844.

16 Capital expenditure totalling \$3,814,601 with the major capital expenditure being undertaken on the following:

- Construct WWtE Building – HRRP - \$1,010,107;
- Purchase/Replace Plant – HRRP - \$754,253;
- Regional Waste Collection Project – Plant Purchase - \$515,337;
- Construct Waste Transfer Station – HRRP - \$334,148;
- Purchase / Replace Vehicles – RHWMF - \$286,382;

- Purchase / Replace Minor Plant and Equipment – HRRP - \$268,027;
- Upgrade Power Supply to Workshop No 2 – RHWMF - \$173,110; and
- Resource Recovery Park - Noise Control Fencing - \$142,879.

17 As end of year forecasts are yet to be reviewed, the forecast balances as at 31 October 2023 are as per the budget estimates.

#### Statement of Financial Position (refer Attachment 3)

18 The Statement of Financial Position shows the overall impact of actual balances compared with budget provisions and end of year forecasts for operating and capital works activities.

19 Total Equity as at 31 October 2023 totals \$183,471,702. This is an increase of \$5,797,962 from the 30 June 2023 equity of \$177,673,740.

20 As end of year forecasts are yet to be reviewed, the forecast balances as at 31 October 2023 are as per the budget estimates.

#### Statement of Cash and Investments (refer Attachment 4)

21 The level of cash and investments in the Municipal Fund as at 31 October 2023 is \$28,291,297 and Restricted Cash amount to \$52,507,327.

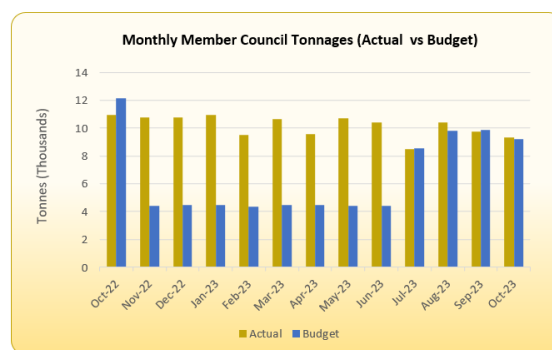
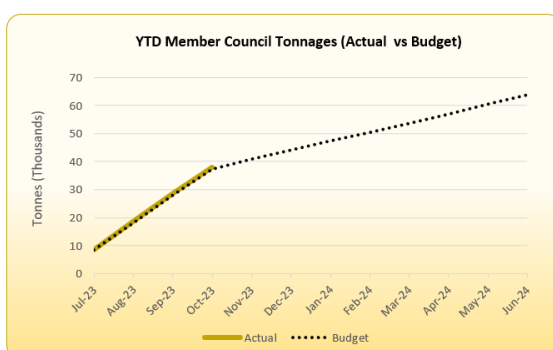
22 The net movement for the month is a decrease of \$86,745.

23 As end of year forecasts are yet to be reviewed, the forecast balances as at 31 October 2023 are as per the budget estimates.

#### Investment Report (refer Attachment 5)

24 Term deposits valued at \$37,500,000 matured during October 2023. Of this amount, \$4,500,000 was redeemed while the remaining \$33,000,000 was reinvested into further term deposits.

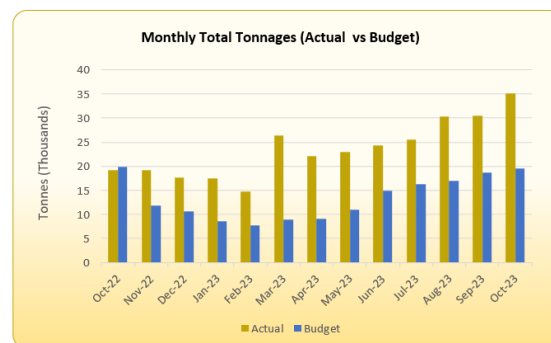
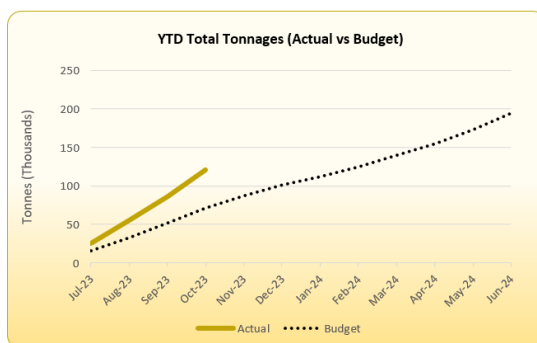
#### Tonnages - Member Councils



25 Tonnages received from member Councils were 38,000 tonnes compared to the budget of 37,345 tonnes.

26 This compared with 45,639 tonnes in the previous corresponding period. The main variance is due to Kalamunda withdrawal.

## Tonnages - Total Tonnages



27 Total tonnages received from all sources were 121,335 tonnes compared to the budget of 71,491 tonnes. The variance is mainly as a result of the higher commercial and non-member Council tonnes received.

28 As at the same period in 2022/2023 tonnages received from all sources totalled 77,472 tonnes.

## STRATEGIC/POLICY IMPLICATIONS

29 Reporting on EMRC Strategic Policy implications align with the revised Strategic Plan 2017-2027 and the Sustainability Strategy.

## FINANCIAL IMPLICATIONS

30 As outlined within the report and attachments.

## SUSTAINABILITY IMPLICATIONS

31 Nil

## RISK MANAGEMENT

### Risk – Non-Compliance with Financial Regulations

Consequence	Likelihood	Rating
Moderate	Unlikely	Moderate
Action/Strategy		
<ul style="list-style-type: none"> <li>➤ The financial report is scrutinised by the EMRC Council to ensure that all statutory requirements are met.</li> <li>➤ Internal Audit reviews to ensure compliance with Financial Regulations.</li> <li>➤ External Audit confirms compliance.</li> </ul>		

**MEMBER COUNCIL IMPLICATIONS****Member Council**

Town of Bassendean  
City of Bayswater  
Shire of Mundaring  
City of Swan

**Implication Details**

As outlined in the report.

**ATTACHMENT(S)**

1. Statement of Comprehensive Income by Nature and Type (D2023/44343)
2. Capital Expenditure Statement (D2023/44344)
3. Statement of Financial Position (D2023/44346)
4. Statement of Cash and Investments (D2023/44347)
5. Investment Report (D2023/44349)

**VOTING REQUIREMENT**

Simple Majority

**RECOMMENDATION(S)**

That Council receives the Statement of Comprehensive Income, Capital Expenditure Statement, Statement of Financial Position, Statement of Cash and Investments and the Investment Report for the period ended 31 October 2023.

**COUNCIL RESOLUTION(S)**

MOVED

SECONDED



# STATEMENT OF COMPREHENSIVE INCOME

## Nature and Type

Year to Date

October 2023

Full Year

Year to Date			October 2023		Full Year		
Actual	Budget	Variance			Forecast	Budget	Variance
<b>Operating Income</b>							
\$20,206,950	\$17,078,833	\$3,128,117	(F)	User Charges	\$43,897,155	\$43,897,155	\$0 (F)
(\$7,302,838)	(\$4,867,456)	(\$2,435,382)	(U)	<u>Less</u> Landfill Levy Charges	(\$10,628,512)	(\$10,628,512)	\$0 (F)
\$12,904,112	\$12,211,377	\$692,735	(F)	Net User Charges	\$33,268,643	\$33,268,643	\$0 (F)
\$201,979	\$197,899	\$4,080	(F)	Special Charges	\$591,096	\$591,096	\$0 (F)
\$1,187,088	\$1,174,350	\$12,738	(F)	Secondary Waste Charge	\$1,746,632	\$1,746,632	\$0 (F)
\$37,210	\$45,965	(\$8,755)	(U)	Contributions	\$109,755	\$109,755	\$0 (F)
\$341,000	\$341,000	\$0	(F)	Operating Grants	\$690,000	\$690,000	\$0 (F)
\$445,003	\$71,588	\$373,415	(F)	Interest Municipal Cash Investments	\$214,775	\$214,775	\$0 (F)
\$760,933	\$605,180	\$155,753	(F)	Interest Restricted Cash Investments	\$1,815,590	\$1,815,590	\$0 (F)
\$630,815	\$583,724	\$47,091	(F)	Reimbursements	\$1,939,340	\$1,939,340	\$0 (F)
\$946,054	\$1,007,176	(\$61,122)	(U)	Other	\$3,955,714	\$3,955,714	\$0 (F)
\$79,091	\$86,500	(\$7,409)	(U)	Proceeds from Sale of Assets	\$422,000	\$422,000	\$0 (F)
<b>\$17,533,285</b>	<b>\$16,324,759</b>	<b>\$1,208,526</b>	<b>(F)</b>	<b>Total Operating Income</b>	<b>\$44,753,545</b>	<b>\$44,753,545</b>	<b>\$0 (F)</b>
<b>Operating Expenditure</b>							
\$4,457,897	\$4,314,907	(\$142,990)	(U)	Salary Expenses	\$14,057,260	\$14,057,260	\$0 (F)
\$2,602,195	\$2,745,135	\$142,940	(F)	Contract Expenses	\$10,391,841	\$10,391,841	\$0 (F)
\$573,213	\$537,952	(\$35,261)	(U)	Material Expenses	\$1,936,086	\$1,936,086	\$0 (F)
\$110,705	\$125,663	\$14,958	(F)	Utility Expenses	\$377,077	\$377,077	\$0 (F)
\$609,640	\$512,824	(\$96,816)	(U)	Fuel Expenses	\$1,538,583	\$1,538,583	\$0 (F)
\$0	\$0	\$0	(F)	Interest Expenses	\$0	\$0	\$0 (F)
\$160,605	\$142,452	(\$18,153)	(U)	Insurance Expenses	\$427,647	\$427,647	\$0 (F)
\$2,132,952	\$1,726,599	(\$406,353)	(U)	Depreciation Expenses	\$4,505,745	\$4,505,745	\$0 (F)
\$423,398	\$467,912	\$44,514	(F)	Miscellaneous Expenses	\$8,030,117	\$8,030,117	\$0 (F)
\$619,838	\$367,898	(\$251,940)	(U)	Provision Expenses	\$917,260	\$917,260	\$0 (F)
(\$92)	(\$257,643)	(\$257,551)	(U)	Costs Allocated	(\$117,614)	(\$117,614)	\$0 (F)
\$44,972	\$49,945	\$4,973	(F)	Carrying Amount of Assets Disposed Of	\$234,062	\$234,062	\$0 (F)
<b>\$11,735,323</b>	<b>\$10,733,644</b>	<b>(\$1,001,679)</b>	<b>(U)</b>	<b>Total Operating Expenditure</b>	<b>\$42,298,064</b>	<b>\$42,298,064</b>	<b>\$0 (F)</b>
<b>\$5,797,962</b>	<b>\$5,591,115</b>	<b>\$206,847</b>	<b>(F)</b>	<b>NET RESULT BEFORE OTHER COMPREHENSIVE INCOME</b>	<b>\$2,455,481</b>	<b>\$2,455,481</b>	<b>\$0 (F)</b>
Surplus	Surplus				Surplus	Surplus	
<b>Other Comprehensive Income</b>							
\$0	\$0	\$0	(F)	Revaluation of Assets/Accumulated Depreciation Reversal	\$0	\$0	\$0 (F)
<b>\$0</b>	<b>\$0</b>	<b>\$0</b>	<b>(F)</b>	<b>Total Other Comprehensive Income</b>	<b>\$0</b>	<b>\$0</b>	<b>\$0 (F)</b>
<b>\$5,797,962</b>	<b>\$5,591,115</b>	<b>\$206,847</b>	<b>(F)</b>	<b>CHANGE IN NET ASSETS FROM OPERATIONS</b>	<b>\$2,455,481</b>	<b>\$2,455,481</b>	<b>\$0 (F)</b>
Surplus	Surplus				Surplus	Surplus	

## Notes:

1. User Charges - include member Councils and casual users pertaining to waste, risk management and environmental services fees and charges;
2. Special Charges - Waste Education Levy;
3. Contributions - member Councils' contributions to projects and services;
4. Operating Grants - grant income predominantly from government agencies; and
5. Other Operating Income - includes income from the sale of products;

(F) denotes Favourable variance and (U) denotes Unfavourable variance



# CAPITAL EXPENDITURE STATEMENT

## OCTOBER 2023

Year to Date			On Order	Full Year			
Actual	Budget	Variance		Forecast	Budget	Variance	
CEO's Team							
\$0	\$23,332	\$23,332	\$0	Purchase Information Technology & Communication Equipment - Councillors ( 24550/01 )	\$70,000	\$70,000	\$0
\$0	\$23,332	\$23,332	\$0		\$70,000	\$70,000	\$0





# CAPITAL EXPENDITURE STATEMENT

OCTOBER 2023

Year to Date			On Order		Full Year		
Actual	Budget	Variance			Forecast	Budget	Variance
Business Support							
\$0	\$93,996	\$93,996	\$0	Extend Ascot PV & EV Charging ( 24399/28 )	\$282,000	\$282,000	\$0
\$31,340	\$22,916	(\$8,424)	\$47,368	Purchase Vehicles - Ascot Place ( 24440/00 )	\$68,750	\$68,750	\$0
\$0	\$139,332	\$139,332	\$0	Purchase Vehicles - Ascot Place (Electric Vehicles) ( 24440/01 )	\$418,000	\$418,000	\$0
\$0	\$3,332	\$3,332	\$0	Purchase Furniture Fittings & Equipment - Corporate Services ( 24510/01 )	\$10,000	\$10,000	\$0
\$0	\$24,332	\$24,332	\$5,920	Purchase Information Technology & Communication Equipment ( 24550/00 )	\$73,000	\$73,000	\$0
\$0	\$31,664	\$31,664	\$0	Capital Improvement Administration Building - Ascot Place ( 25240/01 )	\$95,000	\$95,000	\$0
\$0	\$1,664	\$1,664	\$0	Upgrade Security Equipment - Ascot Place ( 25530/01 )	\$5,000	\$5,000	\$0
\$31,340	\$317,236	\$285,896	\$53,288		\$951,750	\$951,750	\$0



## CAPITAL EXPENDITURE STATEMENT

OCTOBER 2023

Year to Date			On Order		Full Year		
Actual	Budget	Variance			Forecast	Budget	Variance
Sustainability Team							
\$0	\$99,726	\$99,726	\$0	Construct Monitoring Bores - Red Hill Landfill Facility ( 24396/00 )	\$300,000	\$300,000	\$0
\$5,680	\$0	(\$5,680)	\$2,528	Purchase of Fume Hood at HRRP - Waste Environment ( 24590/10 )	\$0	\$0	\$0
\$5,680	\$99,726	\$94,046	\$2,528		\$300,000	\$300,000	\$0



# CAPITAL EXPENDITURE STATEMENT

OCTOBER 2023

Year to Date			On Order		Full Year		
Actual	Budget	Variance			Forecast	Budget	Variance
Operations Team							
\$0	\$41,666	\$41,666	\$0	Construct Waste Management Facility Buildings - Red Hill Landfill Facility ( 24250/01 )	\$250,000	\$250,000	\$0
\$1,010,107	\$901,809	(\$108,298)	\$231,271	Construct Wood Waste to Energy Building - HRRP ( 24259/05 )	\$2,727,588	\$2,727,588	\$0
\$334,148	\$849,858	\$515,710	\$79,290	Construct Waste Transfer Station - HRRP ( 24259/10 )	\$849,858	\$849,858	\$0
\$2,360	\$0	(\$2,360)	\$0	Construct Weighbridge Office - HRRP ( 24259/12 )	\$0	\$0	\$0
\$173,111	\$0	(\$173,111)	\$0	Upgrade Power Supply to Workshop No 2 - Red Hill Landfill Facility ( 24259/15 )	\$0	\$0	\$0
\$22,393	\$46,975	\$24,583	\$58,223	Install Power Supply to Lots 8 9 & 10 - Red Hill Landfill Facility ( 24259/16 )	\$250,000	\$250,000	\$0
\$0	\$39,513	\$39,513	\$0	Wood Waste to Energy Plant - Fire Protection - HRRP ( 24259/22 )	\$200,000	\$200,000	\$0
\$30,990	\$78,855	\$47,865	\$0	Construct Class III Cell Stage 17 - Red Hill Landfill Facility ( 24310/21 )	\$440,000	\$440,000	\$0
\$0	\$102,073	\$102,073	\$0	Design and Construct Class IV Cell Stage 2 - Red Hill Landfill Facility ( 24330/04 )	\$600,000	\$600,000	\$0
\$34,099	\$538,764	\$504,665	\$0	Design and Construct Class IV Cell Stage 3 - Red Hill Landfill Facility ( 24330/05 )	\$3,206,000	\$3,206,000	\$0
\$0	\$66,664	\$66,664	\$0	Construct Leachate and Stormwaste Infrastructure and Siltation Ponds - Red Hill Landfill Facility ( 24350/01 )	\$375,000	\$375,000	\$0
\$18,235	\$266,664	\$248,429	\$1,893,521	Leachate Pond Deepening - Red Hill Landfill Facility ( 24350/02 )	\$1,550,000	\$1,550,000	\$0
\$0	\$41,634	\$41,634	\$0	Construct Roads / Carparks - Red Hill Landfill Facility ( 24370/00 )	\$127,060	\$127,060	\$0

# CAPITAL EXPENDITURE STATEMENT

OCTOBER 2023

Year to Date			On Order	Full Year			
Actual	Budget	Variance		Forecast	Budget	Variance	
Operations Team							
\$0	\$122,833	\$122,833	\$0	Construct Access Road to Lots 8 9 10 - Red Hill Landfill Facility ( 24370/02 )	\$660,000	\$660,000	\$0
\$33,725	\$25,000	(\$8,725)	\$220	Construct Drainage Diversion and Earthworks Infrastructures - Red Hill Landfill Facility ( 24380/00 )	\$75,000	\$75,000	\$0
\$0	\$81,885	\$81,885	\$0	Construct Drainage Works to Lots 8 9 10 - Red Hill Landfill Facility ( 24380/01 )	\$440,000	\$440,000	\$0
\$0	\$10,000	\$10,000	\$0	Construct Litter Fence - Redhill Landfill Facility ( 24394/05 )	\$30,000	\$30,000	\$0
\$142,880	\$0	(\$142,880)	\$0	Resource Recovery Park - Noise Control Fencing ( 24394/06 )	\$0	\$0	\$0
\$0	\$66,664	\$66,664	\$58,948	Supply and Install Electronic Gates - Redhill Landfill Facility ( 24394/07 )	\$200,000	\$200,000	\$0
\$12,013	\$0	(\$12,013)	\$0	Construct FOGO Processing Area - Red Hill Landfill Facility ( 24395/05 )	\$0	\$0	\$0
\$0	\$11,664	\$11,664	\$0	Undertake FOGO Reference Site Tours ( 24395/06 )	\$35,000	\$35,000	\$0
\$12,331	\$32,251	\$19,920	\$1,150	Implementation of the FOGO Recovery Strategy ( 24395/07 )	\$100,000	\$100,000	\$0
\$0	\$60,000	\$60,000	\$0	Construct Hardstand 2 (Old House Site) - Hazelmere ( 24395/10 )	\$360,000	\$360,000	\$0
\$0	\$83,332	\$83,332	\$0	FOGO Picking Station - Red Hill Landfill Facility ( 24395/11 )	\$500,000	\$500,000	\$0
\$19,128	\$0	(\$19,128)	\$0	Construct Storage Bunkers for Wood Fines (QA process) - Hazelmere ( 24399/09 )	\$0	\$0	\$0
\$0	\$16,664	\$16,664	\$0	Air Supply lines - Waste Management Structures - Red Hill Landfill Facility ( 24399/10 )	\$50,000	\$50,000	\$0
\$4,560	\$66,626	\$62,066	\$0	Wood Waste to Energy Utilities/Infrastructure - HRRP ( 24399/11 )	\$200,000	\$200,000	\$0



# CAPITAL EXPENDITURE STATEMENT

OCTOBER 2023

Year to Date			On Order	Full Year			
Actual	Budget	Variance		Forecast	Budget	Variance	
Operations Team							
\$0	\$33,332	\$33,332	\$0	Gas Extraction System Wells - Red Hill Landfill Facility ( 24399/20 )	\$100,000	\$100,000	\$0
\$490	\$432,948	\$432,458	\$111,967	Air Pollution Control Residue Facility (APCR) - Red Hill Landfill Facility ( 24399/21 )	\$2,528,034	\$2,528,034	\$0
\$0	\$105,000	\$105,000	\$33,980	Extension of Sewer Line from WWtE to Sewer Sump & existing ATU - HRRP ( 24399/23 )	\$180,000	\$180,000	\$0
\$0	\$16,650	\$16,650	\$0	Noise Barrier for Hammer Mill - HRRP ( 24399/26 )	\$99,900	\$99,900	\$0
\$30,000	\$29,166	(\$834)	\$325,469	Hydrant Upgrade - HRRP ( 24399/29 )	\$175,000	\$175,000	\$0
\$7,280	\$31,362	\$24,082	\$459,837	Sewer Line connection to Talloman - HRRP ( 24399/30 )	\$53,764	\$53,764	\$0
\$0	\$454,166	\$454,166	\$1,130,348	Purchase / Replace Plant - Red Hill Landfill Facility ( 24410/00 )	\$2,725,000	\$2,725,000	\$0
\$754,253	\$1,224,666	\$470,413	\$84,960	Purchase / Replace Plant - Hazelmere ( 24410/01 )	\$2,788,000	\$2,788,000	\$0
\$515,337	\$516,666	\$1,329	\$49,067	Regional Waste Collection Project - Plant Purchases ( 24410/14 )	\$1,000,000	\$1,000,000	\$0
\$0	\$179,000	\$179,000	\$0	Air Pollution Control Residue Facility (APCR) Plant & Equipment - Red Hill Landfill Facility ( 24410/15 )	\$1,074,000	\$1,074,000	\$0
\$21,987	\$169,000	\$147,013	\$166,395	Purchase / Replace Minor Plant and Equipment-Red Hill Landfill Facility ( 24420/00 )	\$507,000	\$507,000	\$0
\$268,027	\$155,416	(\$112,611)	\$247,331	Purchase / Replace Minor Plant and Equipment - Hazelmere ( 24420/02 )	\$466,259	\$466,259	\$0
\$286,382	\$97,748	(\$188,634)	\$0	Purchase / Replace Vehicles - Red Hill Landfill Facility ( 24430/00 )	\$293,250	\$293,250	\$0
\$0	\$6,664	\$6,664	\$0	Purchase / Replace Office Equipment - Red Hill Landfill Facility ( 24510/08 )	\$20,000	\$20,000	\$0



# CAPITAL EXPENDITURE STATEMENT

OCTOBER 2023

Year to Date			On Order	Full Year			
Actual	Budget	Variance		Forecast	Budget	Variance	
Operations Team							
\$0	\$20,000	\$20,000	\$0	Purchase / Replace Security System - Red Hill Waste Management Facility ( 24530/08 )	\$60,000	\$60,000	\$0
\$0	\$3,332	\$3,332	\$0	Purchase / Replace Security System - Hazelmere ( 24530/10 )	\$10,000	\$10,000	\$0
\$13,260	\$16,664	\$3,404	\$0	Waste Transfer Station - CCTV and Network - HRRP ( 24530/11 )	\$50,000	\$50,000	\$0
\$0	\$8,332	\$8,332	\$0	Waste Transfer Station - Thermal Cameras - HRRP ( 24530/12 )	\$25,000	\$25,000	\$0
(\$1,494)	\$2,000	\$3,494	\$0	Purchase Information Technology & Communication Equipment - Projects ( 24550/02 )	\$6,000	\$6,000	\$0
\$0	\$29,052	\$29,052	\$0	Purchase Information Technology & Communication Equipment - Hazelmere ( 24550/03 )	\$87,166	\$87,166	\$0
\$611	\$4,000	\$3,389	\$0	Purchase Information Technology & Communication Equipment - Red Hill ( 24550/05 )	\$12,000	\$12,000	\$0
\$8,250	\$91,664	\$83,414	\$0	Purchase / Replace Other Equipment - Red Hill Landfill Facility ( 24590/00 )	\$275,000	\$275,000	\$0
\$6,225	\$0	(\$6,225)	\$0	Purchase / Replace Miscellaneous Equipment - Hazelmere ( 24590/02 )	\$0	\$0	\$0
\$0	\$6,664	\$6,664	\$0	Purchase / Replace Office Furniture and Fittings - Red Hill Landfill Facility ( 24610/08 )	\$20,000	\$20,000	\$0
\$0	\$6,664	\$6,664	\$0	Purchase Office Furniture and Fittings - Hazelmere Office ( 24610/10 )	\$20,000	\$20,000	\$0
\$16,893	\$9,000	(\$7,893)	\$0	Purchase Furniture and Fittings - Hazelmere Workshop ( 24610/11 )	\$27,000	\$27,000	\$0



CAPITAL EXPENDITURE STATEMENT

OCTOBER 2023

Year to Date			On Order		Full Year		
Actual	Budget	Variance			Forecast	Budget	Variance
Operations Team							
\$0	\$960,000	\$960,000	\$181,818	Refurbish Plant - Red Hill Landfill Facility ( 25410/00 )	\$1,260,000	\$1,260,000	\$0
\$3,777,580	\$8,160,550	\$4,382,970	\$5,113,796		\$27,087,879	\$27,087,879	\$0
\$3,814,601	\$8,600,844	\$4,786,243	\$5,169,612	TOTAL CAPITAL EXPENDITURE	\$28,409,629	\$28,409,629	\$0



# STATEMENT OF FINANCIAL POSITION

OCTOBER 2023

Actual June 2023	Actual Year to Date	(F) = Favourable variation (U) = Unfavourable variation	Full Year		
			Forecast	Budget	Variance
Current Assets					
\$26,624,162	\$8,976,731	Cash and Cash Equivalents	\$1,097,002	\$1,097,002	\$0 (F)
\$54,074,526	\$71,821,893	Investments	\$31,810,067	\$31,810,067	\$0 (F)
\$4,242,923	\$5,374,111	Trade and Other Receivables	\$2,988,058	\$2,988,058	\$0 (F)
\$32,949	\$37,061	Inventories	\$39,035	\$39,035	\$0 (F)
\$20,620	\$157,850	Other Assets	\$67,382	\$67,382	\$0 (F)
\$84,995,180	\$86,367,646	Total Current Assets	\$36,001,544	\$36,001,544	\$0 (F)
Current Liabilities					
\$6,798,058	\$3,377,856	Trade and Other Payables	\$6,201,968	\$6,201,968	\$0 (F)
\$2,139,838	\$2,151,385	Provisions	\$1,947,778	\$1,947,778	\$0 (F)
\$8,937,896	\$5,529,241	Total Current Liabilities	\$8,149,746	\$8,149,746	\$0 (F)
\$76,057,284	\$80,838,405	Net Current Assets	\$27,851,798	\$27,851,798	\$0 (F)
Non Current Assets					
\$47,850,257	\$47,850,257	Land	\$47,850,257	\$47,850,257	\$0 (F)
\$9,172,808	\$18,799,382	Buildings	\$29,267,252	\$29,267,252	\$0 (F)
\$21,117,026	\$20,176,428	Structures	\$40,495,127	\$40,495,127	\$0 (F)
\$12,584,804	\$13,289,455	Plant	\$23,532,419	\$23,532,419	\$0 (F)
\$399,739	\$593,684	Equipment	\$2,126,573	\$2,126,573	\$0 (F)
\$156,319	\$149,557	Furniture and Fittings	\$164,972	\$164,972	\$0 (F)
\$37,743,167	\$29,802,036	Work in Progress	\$17,536,763	\$17,536,763	\$0 (F)
\$129,024,120	\$130,660,799	Total Non Current Assets	\$160,973,363	\$160,973,363	\$0 (F)
Non Current Liabilities					
\$27,407,664	\$28,027,502	Provisions	\$12,147,577	\$12,147,577	\$0 (F)
\$27,407,664	\$28,027,502	Total Non Current Liabilities	\$12,147,577	\$12,147,577	\$0 (F)
\$177,673,740	\$183,471,702	Net Assets	\$176,677,584	\$176,677,584	\$0 (F)
Equity					
\$81,382,357	\$88,296,745	Accumulated Surplus/Deficit	\$106,680,934	\$106,680,934	\$0 (F)
\$37,145,634	\$37,145,634	Asset Revaluation Reserve	\$37,157,892	\$37,157,892	\$0 (F)
\$52,231,361	\$52,231,361	Cash Backed Reserves	\$30,383,277	\$30,383,277	\$0 (F)
\$6,914,388	\$5,797,962	Net change in assets from operations	\$2,455,481	\$2,455,481	\$0 (F)
\$177,673,740	\$183,471,702	Total Equity	\$176,677,584	\$176,677,584	\$0 (F)





## CASH AND INVESTMENTS OCTOBER 2023

Actual June 2023	Actual Year to Date	(F) = Favourable variation (U) = Unfavourable variation	Full Year		
			Forecast	Budget	Variance
Municipal Cash and Investments					
26,620,112	8,972,681	Cash at Bank - Municipal Fund 01001/00	294,395	294,395	0 (F)
4,050	4,050	Cash on Hand 01019/00 - 02	4,050	4,050	0 (F)
1,268,639	21,000,700	Investments - Municipal Fund 02021/00	1,063,188	1,063,188	0 (F)
27,892,801	29,977,431	Total Municipal Cash	1,361,633	1,361,633	0 (F)
Restricted Cash and Investments					
1,347,454	31,898	Restricted Investments - Plant and Equipment 02022/01	256,568	256,568	0 (F)
4,263,318	4,317,363	Restricted Investments - Post Closure Site Rehabilitation Red Hill 02022/02	6,204,205	6,204,205	0 (F)
9,036,948	2,788,765	Restricted Investments - Future Development 02022/03	884,621	884,621	0 (F)
1,973,037	1,998,049	Restricted Investments - Environmental Monitoring Red Hill 02022/04	2,902,707	2,902,707	0 (F)
40,237	40,747	Restricted Investments - Class IV Cells Red Hill 02022/07	467,165	467,165	0 (F)
7,915,283	9,559,640	Restricted Investments - Secondary Waste Processing 02022/09	10,097,446	10,097,446	0 (F)
2,378,510	2,334,590	Restricted Investments - Class III Cells 02022/10	3,156,111	3,156,111	0 (F)
5,506,111	5,575,911	Restricted Investments - EastLink Relocation 02022/13	5,685,769	5,685,769	0 (F)
18,663,605	22,231,448	Restricted Investments - Committed Funds 02022/14	0	0	0 (F)
574,526	821,893	Restricted Investments - Accrued Interest 02022/19	728,686	728,686	0 (F)
1,106,858	1,120,889	Restricted Investments - Long Service Leave 02022/90	1,162,158	1,162,158	0 (F)
52,805,887	50,821,193	Total Restricted Cash	31,545,436	31,545,436	0 (F)
80,698,688	80,798,624	TOTAL CASH AND INVESTMENTS	32,907,069	32,907,069	0 (F)

The Cash at Bank - Municipal Fund represents the balance on the last day of the relevant month. Any portion of the balance available for investment is transferred into the Investment - Municipal Fund account in the following period. Funds held in the Cash at Bank - Municipal Fund continue to accrue interest as per the Westpac commercial rates.

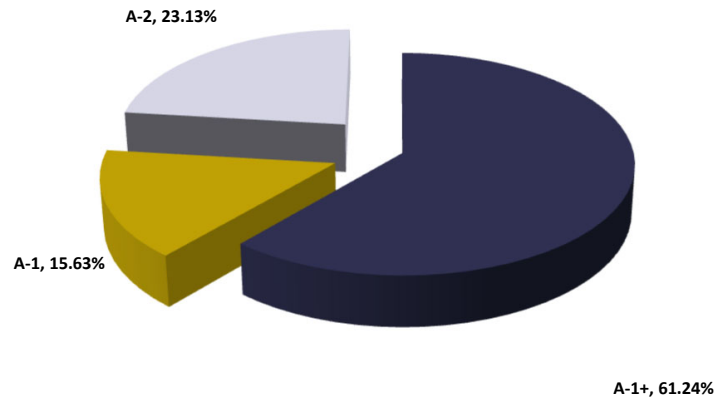
## EMRC Investment Report

October 2023

## I. Overall Portfolio Limits

S&P Long Term Rating	S&P Short Term Rating	Short Term % Portfolio	Investment Maximum %
AA-	A-1+	61.24%	100.00%
A	A-1	15.63%	100.00%
BBB	A-2	23.13%	40.00%
		<u>100.00%</u>	

Investment by S&amp;P Rating



## II. Single Entity Exposure

	S&P Long Term Rating	S&P Short Term Rating	Short Term % Portfolio
ANZ Banking Group	AA-	A-1+	26.26%
AMP	BBB	A-2	11.25%
NAB	AA-	A-1+	0.00%
Westpac / St. George Bank	AA-	A-1+	34.98%
Suncorp	A+	A-1	15.63%
BOQ / ME Bank	BBB+	A-2	11.88%
Commonwealth Bank	AA-	A-1+	0.00%
ING	A	A-1	0.00%
Macquarie Bank	A+	A-1	0.00%
			<u>100.00%</u>

\* Non-Fossil Fuel ADI (Authorised Deposit Taking Institution)

## III. Term to Maturity Framework

Investment Policy Guidelines			
Maturity Profile	% Portfolio	% Min	% Max
Less Than 1 Year	100.00%	40%	100%
Greater than 1 year & less than or equal to 3 years	0.00%	0%	60%
	<u>100.00%</u>		

## IV. Fossil Fuel Divestment

	% Portfolio
Non-Fossil Fuel ADI's	15.63%
Fossil Fuel ADI's	84.37%
	<u>100.00%</u>

## 14.4 EMRC ANNUAL REPORT 2022/2023 D2023/44377

### PURPOSE OF REPORT

The purpose of this report is to present the EMRC's draft Annual Report 2022/2023 to Council for acceptance.

### KEY POINT(S)

- It is a requirement of section 5.53 of the *Local Government Act 1995* (the Act) that an Annual Report is prepared for each financial year.
- Section 5.54 of the Act requires the Annual Report to be accepted by Council, with an absolute majority, no later than 31 December after that financial year.
- Section 5.55 of the Act states that, "*The CEO is to give local public notice of the availability of the annual report as soon as practicable after the report has been accepted by the local government*".

### RECOMMENDATION(S)

That:

1. Council, by absolute majority, in accordance with section 5.54 of the *Local Government Act 1995*, accepts the draft EMRC Annual Report 2022/2023 and the statements therein forming the attachment to this report.
2. Local public notice be given, in accordance with section 5.55 of the *Local Government Act 1995*, of the availability of EMRC's Annual Report 2022/2023.

### SOURCE OF REPORT

Chief Executive Officer

### BACKGROUND

- 1 It is a requirement of section 5.53 of the Act that an annual report is prepared for each financial year. Under the Act, the annual report is to contain:
  - (a) A report from the Mayor or President (or Chairman of a regional local government);
  - (b) A report from the Chief Executive Officer;
  - (c) An overview of the plan for the future of the district made in accordance with section 5.56 of the Act, including major initiatives that are proposed to commence or continue in the next financial year;
  - (d) The financial report for the financial year;
  - (e) Such information as may be prescribed in relation to the payments made to employees;
  - (f) The auditor's report for the financial year;
  - (g) A matter on which a report must be made under section 29(2) of the *Disability Services Act 1993*;
  - (h) Details of entries made under section 5.121 of the Act during the financial year in the register of complaints, including:
    - (i) The number of complaints recorded in the register of complaints;
    - (ii) How the recorded complaints were dealt with; and
    - (iii) Any other details that the regulations may require.
  - (i) Such other information as may be prescribed.

- 2 Section 5.54 of the Act requires the annual report to be accepted by Council no later than 31 December after that financial year by absolute majority.
- 3 Section 5.55 of the Act states that *“The CEO is to give local public notice of the availability of the annual report as soon as practicable after the report has been accepted by the local government”*.

## REPORT

- 4 The EMRC's Annual Report 2022/2023 is presented in accordance with the provisions of the Act and addresses all the required contents.
- 5 As a result of the Office of the Auditor General (OAG) taking responsibility for the financial audits since the 2017/2018 Annual Report, the Annual Report includes the full audited Financial Report instead of the Concise Financial Report and is consistent with the approach taken by the OAG with State Government departments and agencies.
- 6 Similar to previous years, it is proposed that the Annual Report be distributed in predominantly e-book format. A database of key stakeholders has been compiled to allow a mail-out to be conducted following approval and production of the Annual Report. The annual report e-book will also be available on EMRC's corporate website ([www.emrc.org.au](http://www.emrc.org.au)).
- 7 Availability of the Annual Report will be advertised through a local government notice on our official website, in The West Australian newspaper, public notices sent to all member Council libraries for public display and EMRC's social media platforms.

## STRATEGIC/POLICY IMPLICATIONS

- 8 Reporting on EMRC Annual report aligns with the revised Strategic Plan 2017-2027 and the Sustainability Strategy 2022/2023 – 2026/2027.

## FINANCIAL IMPLICATIONS

- 9 The cost for the design and production of the annual report has been included in the adopted 2021/2022 EMRC budget.

## SUSTAINABILITY IMPLICATIONS

- 10 The Annual Report has a strong focus on sustainability.

## RISK MANAGEMENT

Risk – Failure to comply with section 5.53 of the <i>Local Government Act 1995</i>		
Consequence	Likelihood	Rating
Moderate	Unlikely	Moderate
Action/Strategy		
Council to accept the draft EMRC Annual Report 2022/2023		

#### **MEMBER COUNCIL IMPLICATIONS**

##### **Member Council**

Town of Bassendean  
City of Bayswater  
Shire of Mundaring  
City of Swan

##### **Implication Details**

Annual report provided for information

#### **ATTACHMENT(S)**

Draft EMRC Annual Report 2022/2023 (D2023/44377)

#### **VOTING REQUIREMENT**

Absolute Majority

#### **RECOMMENDATION(S)**

That:

1. Council, by absolute majority, in accordance with section 5.54 of the *Local Government Act 1995*, accepts the draft EMRC Annual Report 2022/2023 and the statements therein forming the attachment to this report.
2. Local public notice be given, in accordance with section 5.55 of the *Local Government Act 1995*, of the availability of EMRC's Annual Report 2022/2023.


#### **COUNCIL RESOLUTION(S)**

MOVED

SECONDED

# EMRC

ANNUAL REPORT 2022-2023





# Contents

1	About the EMRC	6
2	Our Vision for Waste Management in the EMRC Region	8
3	The EMRC's Strategic Alignment	10
4	Chairman's Report	14
5	Chief Executive Officer's Report	16
6	Organisational Structure	18
7	Elected Representatives	20
8	Councillor Attendance	21
9	Executive Leadership Team	22
10	EMRC Services	22
11	EMRC Service Delivery Model	24
12	Committees	26
13	Grants	27
14	<b>Demonstrate Circular Economy Leadership</b>	<b>26</b>
15	<b>Respond to a Climate Emergency</b>	<b>34</b>
16	<b>Reduce Our Environmental Impact</b>	<b>36</b>
17	<b>Create Value in the Community</b>	<b>40</b>
18	Our Organisational Culture and Safety	42
19	Statutory Reports	46
20	Annual Financial Report	48
21	Statement by Chief Executive Officer	51
22	Statement of Comprehensive Income by Nature and Type.	52
23	Statement of Financial Position	53
24	Statement of Changes in Equity	54
25	Statement of Cash Flows	55
26	Notes to and forming part of the Financial Report	57
27	Independent Auditor's Report	94



## OUR VISION

The EMRC focuses on delivering waste, resource recovery and sustainability services, capitalising on its existing capabilities and infrastructure to act as an industry leader.



## OUR MISSION

The EMRC, by partnering with member Councils and other stakeholders, facilitates strategies and actions for the benefit of Perth's Eastern Region.



## OUR VALUES

The values that govern the EMRC are:

### EXCELLENCE

Striving for excellence through the development of quality and continuous improvement.

### RECOGNITION

Valuing staff in a supporting environment that focuses on their wellbeing.

### INNOVATION

Focus on innovative approaches in project and service delivery.

### RESPONSIVENESS

Dynamic and flexible service delivery.

### INTEGRITY

Accountability and consistency in all that we do.





# 1 About the EMRC

The Eastern Metropolitan Regional Council (EMRC) is a forward thinking regional local government representing the interests of five member Councils located in Perth's Eastern Region: Town of Bassendean, City of Bayswater, City of Kalamunda, Shire of Mundaring and City of Swan (the EMRC Region)

The EMRC is an incorporated body established under the Western Australian Local Government Act 1995. Its Council governs the EMRC's operations under an Establishment Agreement. In line with this brief, the EMRC provides a broad range of services across the Region, including waste management and education, resource recovery and sustainability services. Working in partnership with our member Councils and other stakeholders, the EMRC delivers local and regional scale projects across each of these areas for the benefit of the EMRC region. The EMRC Council is responsible for setting the EMRC's strategic direction. The EMRC management implements this direction, ensures the organisation's values are sustained and provides an environment that encourages all staff to reach their full potential.

In brief, the Establishment Agreement states that the EMRC will:



Work collaboratively with member Councils to facilitate local government to enhance its service delivery to the community;



Implement a strategic plan that is regularly reviewed; and



Be efficient and effective in delivering quality services and facilities;



Avoid providing any service or facility that adversely impacts on the services or facilities of any member Council.



Maintain a framework which allows the members to promote and market the role of local government;

The EMRC Region is a significant gateway to greater Perth, hosting major air, road and rail transport hubs. Significant recent investment in transport infrastructure has driven rapid improvements in freight capability and has enhanced the EMRC Region's attractiveness to national and international businesses seeking well-connected locations.

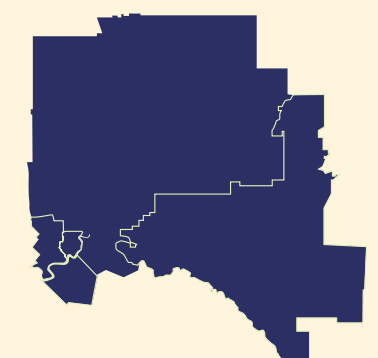

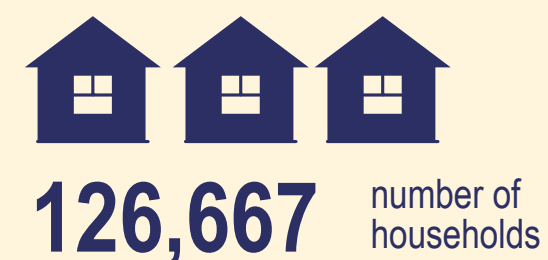
Developments including Tonkin Gap Project, EastLink WA and various Metronet projects, will continue to support regional development and infrastructure improvements. Development of Perth Airport; Airport Central, future runway expansion and improved terminal infrastructure continue to support future growth and access to the Region.

The EMRC Region's environment provides a high quality of life for its residents. Amenities include national parks, walking and cycling trails and reserves on the banks of the Derbarl Yerrigan, linking the five main waterways that cover the Region; Helena River, Woodbridge and Blackadder Creek, Jane Brook, Susanna Brook and Wooroloo Brook. Heritage, culture and arts attractions include one of the oldest settled areas in WA and the ever-popular Swan Valley and boutique wineries in the Perth Hills.

The EMRC Region's diverse economy, access to a skilled workforce and a range of leisure, lifestyle and living opportunities represent an attractive investment destination and is well-positioned for continued growth.

**Major industrial areas** are Malaga, Kewdale, Hazelmere, Forrestfield, Bayswater, Ashfield and Bassendean

**Major contributors to employment are the sectors of;** Retail Trade, Health Care and Social Assistance, Transport, Postal and Warehousing and Construction.







## 2 Our Vision for Waste Management in the EMRC Region

Traditionally a landfill operator, the EMRC has been transforming its waste management practices over the last 40 years. In step with other waste management industry leaders, the EMRC has continually explored options to extend its waste treatment practices up the waste hierarchy aiming to increase feasible material recovery rather than losing embedded energy and value in landfill disposal. This has led to development of innovative facilities and processes to recover valuable resources.

The EMRC's Hazelmere Resource Recovery Park is a key location for resource recovery innovation, home to WA's first mattress recycling facility and waste timber recycling facility. Nearing completion is the Wood Waste to Energy Facility which uses waste timber to produce biochar and electricity to power its own operations and Perth Airport as contingency supply for the distribution centres and warehouses at the airport. Since 2002, the EMRC has undertaken a careful and considered exploration of resource recovery options for other types of household waste. Our Region generates approximately 145,000 tonnes of household waste annually therefore adoption of

an avoidance strategy is critical. Where avoidance is not possible, two solutions are being progressed to maximise material recovery from household waste, in line with the Waste Hierarchy. In 2018, the EMRC in conjunction with four of its member Councils, entered into an agreement with the Hitachi Zosen Inova (HZI) consortium for residual household waste to be processed at its Waste to Energy Facility (W2E) in East Rockingham from 2022/2023.

In 2019, the EMRC commenced the journey towards the recovery of Food Organics and Garden Organics (FOGO) material. Of the 145,000 tonnes of household waste that our region produces annually, approximately 42% is food and organic waste. If each household separates out these materials carefully, minimising contamination, this FOGO material can be efficiently and successfully reprocessed into compost and potentially biogas. In 2021, the EMRC commenced its FOGO processing trial with material from the Town of Bassendean, successfully producing AS4454 standard compost for use in landscaping projects. The EMRC's soil improver product from FOGO is progressing to be market-ready by late 2024.





### 3 The EMRC's Strategic Alignment

In 2020/2021 the EMRC conducted a strategic review which was endorsed by Council in August 2021. This process identified a significant change in strategy to reflect policy drivers.

Historically, the EMRC was purely considered a landfill service provider, positioned to generate revenue and reinvest in the region. Due to the focus on diverting waste from landfill, the EMRC recognised that to be a resilient organisation it needs to meet community needs by providing long-term circular economy focused solutions.

The EMRC with support of its member Councils and stakeholders, continues to take a leading role in the journey towards net zero – achieving a balance between the amount of greenhouse gas emissions produced and

the amount removed from the atmosphere. On a global scale, achieving net zero is one of the key challenges of the next decade to slow global warming and the impacts of climate change. The EMRC laid a strong foundation for widespread adoption of net zero within its Strategic Review, developed in consultation with member Councils. The development of the subsequent Sustainability Strategy identified a target of 'Below zero emissions by 2040'. The Review acknowledges community expectation of a strategic approach towards building and expanding community-owned infrastructure, while emphasising a requirement for greater sustainability in waste management practices, particularly in the fields of waste avoidance, waste separation at the source and the use of recycled products and decarbonisation.

#### Five Core Pillars from the Strategic Review

Sustainability is the avoidance of the depletion of natural resources in order to maintain an ecological balance and it focuses on meeting the needs of the present without compromising the ability of future generations to meet their needs.

A business model describes the rationale of how the EMRC creates, delivers, and captures value in economic, social, cultural or other contexts. The business model aligns with the vision definition to provide best value proposition for current (and future) EMRC members.

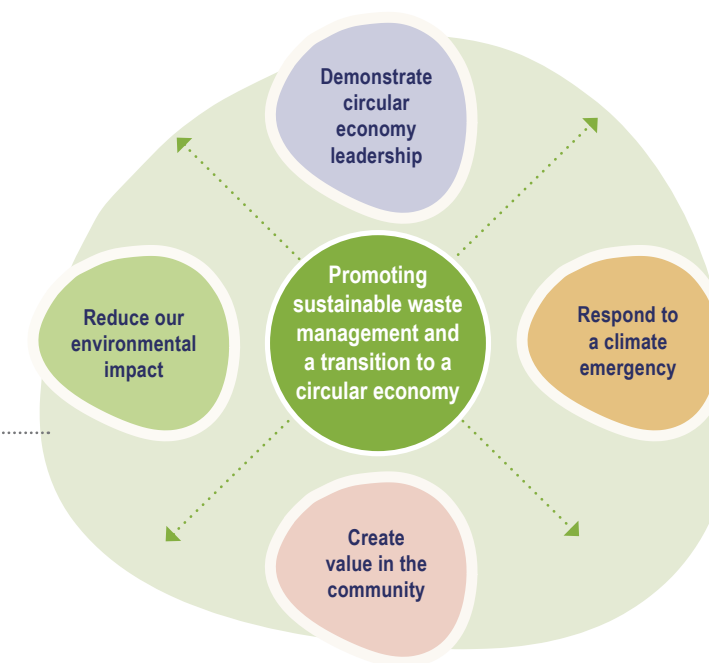
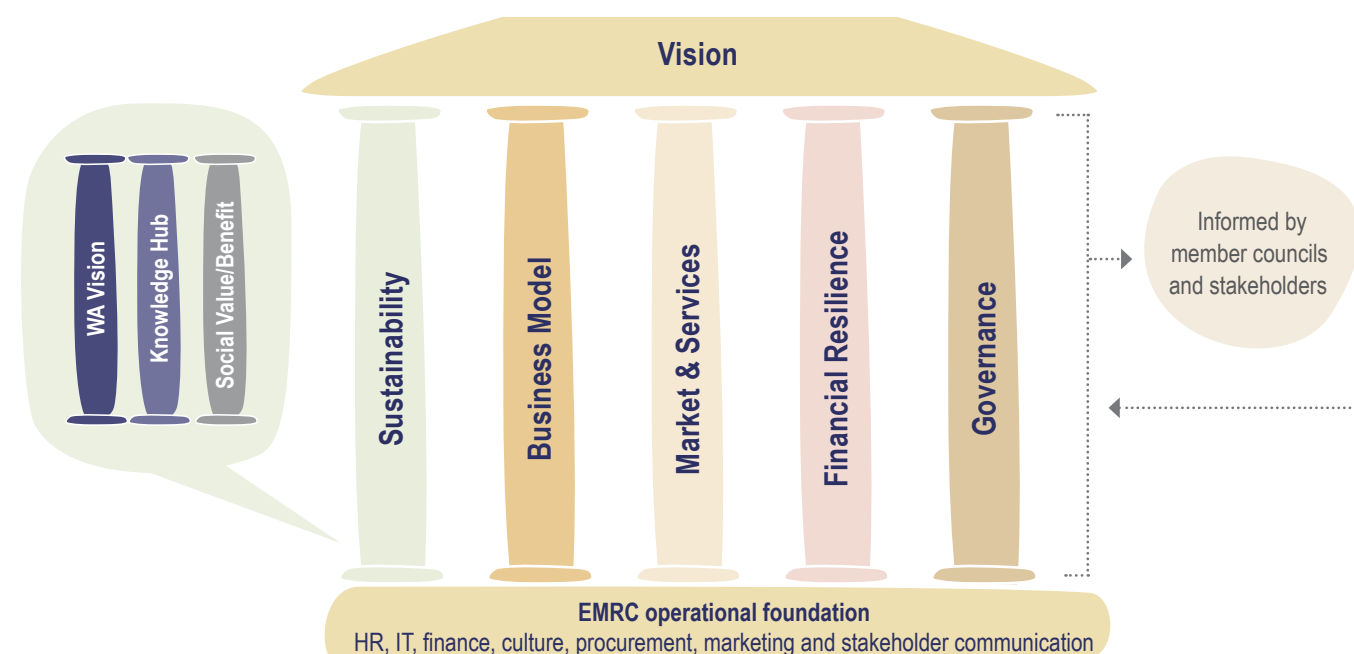
The markets and services that the EMRC will focus on going forward include waste management, sustainability initiatives and other services as allowed under the Establishment Agreement and Local Government Act.

Financial resilience is defined as being able to 'bounce back' and protect from a disruption in finances. This refers to the ongoing financial position, including capital requirements, external funding and desired strategic surpluses (if appropriate).

Governance describes the system by which an organisation is controlled and operates, and the mechanisms by which it, and its people, are held to account. The governance is reflected in the processes, policies and practices used to operate the EMRC.

#### STRATEGIC VISION

The EMRC focuses on delivering waste, resource recovery and sustainability services, capitalising on its existing capabilities and infrastructure to act as an industry leader.



#### Sustainability Strategy

The EMRC understands the importance of a clear sustainability strategy to provide valuable services to the Eastern region. This strategy has been used to guide the EMRC's strategic vision and planning into the future.



## The EMRC's Corporate Business Plan Alignment

The revised Corporate Business Plan is built on the foundation of four key themes identified within the Strategic Review, the Sustainability Strategy, and the Revised 10 Year Strategic Plan 2017 to 2027.

The Corporate Plan sets out the objectives and actions that staff will undertake to deliver on Council's strategic priorities, which are largely underpinned by "Promoting sustainable waste management and a transition to a circular economy".

The EMRC's Corporate Business Plan focuses on four areas:

### Demonstrate circular economy leadership

We will use our experience to provide circular based resource recovery solutions for Perth's Eastern Region and act as a knowledge hub for waste avoidance strategies.

### Respond to a climate emergency

We will establish and support projects in the community that create social value from a residential level through to commercial levels.

### Create value in the community

We will establish and support projects in the community that create social value from a residential level through to commercial levels.

### Reduce our environmental impact

We will lead by example by reducing environmental impacts through efficient operations, forward thinking, and supporting circular and sustainable initiatives in the region.

## The EMRC's Sustainability Strategy

The strategic review of the EMRC identified the need for a whole of organisation sustainability strategy, so as a final step in this review the Sustainability Strategy 2022/23-2026/27 was developed and adopted by Council in 2022. The Sustainability Strategy aligns with the UN Sustainable Development Goals and the EMRC's revised strategic direction and sets out our vision and goals. These goals are supported by twelve targets and a detailed action plan.

**Our Sustainability Vision – Promoting sustainable waste management and a transition to a circular economy.**



## EMRC alignment of the UN Sustainable Development Goals

The EMRC understands the importance of state, national and international drivers forcing a shift toward sustainability focused business practices. The United Nations Sustainable Development Goals (SDGs) provide an international framework for consideration of sustainability matters.

Through a workshop with key internal leaders and stakeholders, five areas of influence were identified as being in alignment with the United Nations Sustainable Development Goals (SDGs). These areas of influence were chosen with representation from each of the four business groups and all five members of the executive leadership team.

9 INDUSTRY, INNOVATION AND INFRASTRUCTURE	11 SUSTAINABLE CITIES AND COMMUNITIES	12 RESPONSIBLE CONSUMPTION AND PRODUCTION	13 CLIMATE ACTION	17 PARTNERSHIPS FOR THE GOALS
<b>Goal 9:</b> Build resilient infrastructure, promote inclusive and sustainable industrialisation and foster innovation.	<b>Goal 11:</b> Make cities and human settlements inclusive, safe, resilient and sustainable	<b>Goal 12:</b> Ensure sustainable consumption and production patterns	<b>Goal 13:</b> Take urgent action to combat climate change and its impacts	<b>Goal 17:</b> Strengthen the means of implementation and revitalise the global partnership for sustainable development
This is achieved through circular economy focused resource recovery services and upgrading infrastructure to be sustainable.	This is achieved through responsible and effective waste management.	This is achieved through avoidance, reduction, recycling and reuse of waste and embracing sustainable procurement practices, and includes extended producer responsibility.	This is achieved through improved EMRC education and awareness-raising on climate change mitigation, adaptation, impact reduction and early warning.	This is achieved through encouraging and promoting effective partnerships, building on the experience and resourcing strategies of partnerships, data, monitoring and accountability.





# 4

## Chairman's Report

On behalf of the EMRC Council, it gives me great pleasure to present the EMRC's Annual Report for 2022/2023.

The Eastern Metropolitan Regional Council has a pivotal role in ensuring best-practice services in waste management and resource recovery in the EMRC Region. The EMRC is recognised as nurturing and attracting strategic partnerships and developing key alliances to ensure that Food Organics and Garden Organics processing can accommodate our Member Councils and local governments in the Perth and Peel Region. Recently, the EMRC team secured \$2 million in contributions from the Food Waste for Healthy Soil Fund towards the construction of a vital FOGO processing plant at the Red Hill Waste Management Facility, however the main challenge of where the upfront capital will be drawn from remains. Our waste and resource management infrastructure is key to deliver the goals we set at local, state and federal levels and joint funding needs to be explored to future proof a network of facilities to serve our communities. This report offers the chance to acknowledge the contribution and support provided by our key stakeholders as we all work together for a sustainable future for the EMRC Region. I would like to take this opportunity to congratulate EMRC's Chief Executive Officer, Mr Marcus Geisler; the Executive Leadership Team; and all EMRC staff for their commitment and hard work for positive regional and sustainable outcomes.

**Cr Mel Congerton EMRC Chairman**







## 5 Chief Executive Officer's Report

**The EMRC team commenced the year 2022-2023 by constantly transforming our landfill-centric business to address climate change impacts and create net zero precincts with a focus on decarbonisation and circularity projects. I'm pleased with the exceptional results produced for our member Councils and stakeholders through operational excellence and expanding our EMRC activities to support waste minimisation, resource recovery and safe disposal through community-owned assets and services.**

I am pleased to report that the EMRC constantly works with the member Councils and other local governments to achieve exceptional recovery rates in line with the State Waste Avoidance and Resource Recovery (WARR) Strategy. In addition to the already impressive landfill diversion recovery rate of 67% from FOGO, the Bassendean Bulk Verge Trial commenced early December 2022, achieving a 15% landfill diversion rate for the period December 2022 to June 2023. This is a significant step towards a circular approach. Prior to the new on-demand skip bin service, the Town of Bassendean residents put their bulk waste on the verge of collection, where most of it was not recovered. A working group has been established to assess further opportunities for a regional bulk verge collection arrangement with a view to achieve further diversion from landfill and increase efficiencies that will benefit the participating member Councils.

The EMRC continues to lead the journey towards decarbonisation and Net Zero in our EMRC Region. From December 2022, all our sites have been supplied with electricity from 100% renewable sources, including renewable energy accessed from WA's Wind Farms. The EMRC's electricity emissions have been reduced to zero, achieving the Scope 2 Emission reduction target earlier than planned. A fantastic outcome for the EMRC to action

and implement initiatives after the implementation of our EMRC Sustainability Strategy.

At the beginning of the year, the EMRC, completed a 'Regional Circular Economy Horizon Scan' to capture a clearer picture of the WA scenario and catalyse circularity adoption. The Regional Circular Economy Horizon Scan will support the EMRC in making circular economy focused strategic and operational decisions based on economic, regulatory, and policy trends, including working toward achieving net zero and continuing diversion from landfill.

I'm pleased to report that the EMRC will receive \$2 million in contributions from the Food Waste for Healthy Soil Fund towards the construction of a vital FOGO processing plant at the Red Hill Waste Management Facility. The Federal Minister for the Environment and Water, the Hon Tanya Plibersek MP and the Western Australian Minister for the Environment; Climate Action; Racing and Gaming, Hon Reece Whitby MLA had the opportunity to visit our site and were impressed by the excellent work the EMRC is performing. Diverting Food Organics Garden Organics (FOGO) from landfill reduces CO2 emissions, returns organic matter to WA's carbon-deficient soils, engages the community to contribute and supports the shift to a circular economy.



EMRC CEO Marcus Geisler with Hon Tanya Plibersek MP

The EMRC has also partnered with the United Nations System Staff College (UNSSC) to host a six-week online Leadership Course, 'Circular Economy and the 2030 Agenda', supported by Circular Economy Western Australia (CEWA) and ACE HUB. The program represented WA's largest Circular Economy capacity building course to date. Over six weeks, participants had the opportunity to engage with distinguished experts to analyse international best practices and case studies to enhance their understanding of a systems-based approach to circularity.

In June, the Shire of Mundaring entered into an agreement to participate in the EMRC Regional Waste Collection Service for the collection of waste and ancillary services. The EMRC Regional Waste Collection Service is part of an integrated waste management system that will bring service and cost benefits to the Shire of Mundaring and its residents. The optimisation of truck routes and disposal locations, will lead to reduced traffic congestion as well as reduced air and noise pollution. The Regional Waste Collection Service, operated by the EMRC, will also provide public benefits in the form of environmental benefits arising from the consistent branding of bins and collection vehicles, resulting in an increased diversion of waste from landfill and cost savings to the Shire of Mundaring ratepayers. The new service commenced on 1 July 2023.

The EMRC has been working collaboratively with Woodside Energy on a proposal that aims to transform greenhouse gases into useful products. The proposed Pilot Plant is a demonstration-scale facility that aims to test technologies that can convert greenhouse gases into ethanol. Several community consultation sessions have been held during the year to better understand the concerns of community members and use this feedback to inform the design of the facility.

I am also pleased to report that the EMRC Team has continued its unstinting commitment to safety. No one -

employees, customers, contractors or visitors - should be harmed or hurt on any EMRC controlled site. The EMRC focuses on maintaining a safe and healthy work environment that promotes a culture of Zero Harm. The safety and well-being of our employees, contractors, customers and visitors is paramount.

Further positive developments in 2022/2023 the EMRC's Operation Team has been focused on building a new transport division to meet our client's current needs and future growth. It provides tremendous value as the EMRC is now less reliant on transport contractors and create synergies and efficiencies amongst all EMRC sites.

In terms of the EMRC's financial position it is very pleasing to announce the remarkable increase of our net cash provided by operating activities by 197% compared to the previous financial year, to \$11.05m. Our revenue increased by 22% to \$51.8m over the same period with our commercial and non-member council revenue being 54% compared to 46% generated from servicing member councils. Apart for distributing an additional FOGO grant, member council individual equity shares rose by an estimated 4%.

In closing, I would like to thank our Chairman Mel Congerton for his commitment and direction. I would also like to acknowledge the dedication of the EMRC's staff and the incredible support provided by the EMRC's Executive Leadership Team of; Brad Lacey, Chief Operating Officer; Wendy Harris, Chief Sustainability Officer and Hua Jer Liew, Chief Financial Officer; and I invite you to peruse the many achievements displayed in this Annual Report.

**Marcus Geisler Chief Executive Officer**






## 6 Organisational Structure








# 7 Elected Representatives

The EMRC's Establishment Agreement specifies that two Councillors from each member Council be appointed to the EMRC's Council, while a third Councillor is appointed to deputise in their absence. Appointed Council members at 30 June 2023 were:




CR HILARY  
MACWILLIAM

CR PAUL  
POLIWKA




CR STEVEN  
OSTASZEWSKYJ

CR MICHELLE  
SUTHERLAND




CR DYLAN  
O'CONNOR

CR MARGARET  
THOMAS

CR JOHN DAW

CR DOUG JEANS  
EMRC Deputy Chairman

CR MEL CONGERTON  
EMRC Chairman

CR CHARLIE  
ZANNINO





CR EMILY  
WILDING

CR GIORGIA  
JOHNSON






CR JANELLE  
SEWELL

CR JO CICCHINI




CR ROD  
HENDERSON

COUNCILLORS	MEMBER COUNCIL	COUNCIL* (8)				COUNCIL AGENDA BRIEFING REVIEW (7)				AUDIT COMMITTEE (3)				LEGAL COMMITTEE (1)			
		✓	A	D	L	✓	A	D	L	✓	A	D	L	✓	A	D	L
Cr Kathryn Hamilton	Town of Bassendean	5				4								1			
Cr Hilary MacWilliam	Town of Bassendean	5	3			7				3							
Cr Paul Poliwka**	Town of Bassendean	3				1		1									
Cr Steven Ostaszewskyj	City of Bayswater	7			1	7											
Cr Michelle Sutherland	City of Bayswater	6	2			7				3				1			
Cr Dylan O'Connor	City of Kalamunda	6	2			4	3							1			
Cr Margaret Thomas	City of Kalamunda	7	1			7				2	1						
Cr John Daw	Shire of Mundaring	6	2			7											
Cr Doug Jeans	Shire of Mundaring	8				7				1	2			1			
Cr Mel Congerton	City of Swan	7	1			7				3				1			
Cr Charlie Zannino	City of Swan	8				7											

DEPUTY COUNCILLORS	MEMBER COUNCIL	COUNCIL* (8)				COUNCIL AGENDA BRIEFING REVIEW (7)				AUDIT COMMITTEE (3)				LEGAL COMMITTEE (1)			
		✓	A	D	L	✓	A	D	L	✓	A	D	L	✓	A	D	L
Cr Emily Wilding	Town of Bassendean	2															
Cr Giorgia Johnson	City of Bayswater	3															
Cr Steven Ostaszewskyj***	City of Bayswater									1				1			
Cr Dylan O'Connor***	City of Kalamunda									1							
Cr Janelle Sewell	City of Kalamunda																
Cr Jo Cicchini	Shire of Mundaring	3															
Cr John Daw***	Shire of Mundaring									1				1			
Cr Rod Henderson**	City of Swan	1															
Cr Andrew Kiely**	City of Swan																

✓ Attended Meeting      A Apology      D Did Not Attend      L Leave of Absence

\*Including Special Meetings of Council held on 19/12/2022

\*\*These Councillors were sworn in as EMRC Councillors on 09/02/2023 and 16/03/2023

\*\*\*Deputised at Audit/Legal Committee meetings

Note: The total number of meetings held 2022/2023 are shown in brackets next to the meeting title

Councillor Attendance – Notes (2022/2023)		
COUNCILLOR	COUNCIL	NOTES
Cr Andrew Kiely	City of Swan	Resigned as a deputy member of the EMRC Council on 10 August 2022.
Cr Dylan O'Connor	City of Kalamunda	Resigned as deputy chairman of the EMRC Council on 9 February 2023.
Cr Rod Henderson	City of Swan	Appointed as a deputy member of the EMRC Council to replace Cr Andrew Kiely on 9 February 2023.
Cr Doug Jeans	City of Kalamunda	Appointed as deputy chairman of the EMRC Council to replace Cr Dylan O'Connor on 23 February 2023.
Cr Kathryn Hamilton	Town of Bassendean	Resigned as a member of the EMRC Council on 7 March 2023.
Cr Paul Poliwka	Town of Bassendean	Appointed as a member of the EMRC Council to replace Cr Kathryn Hamilton on 16 March 2023.
Cr Paul Poliwka	Town of Bassendean	Appointed as a deputy member on the Audit Committee to replace Cr Kathryn Hamilton on 23 March 2023.
Cr Rod Henderson	City of Swan	Appointed as a second deputy member of the Audit Committee to replace Cr Andrew Kiely on 23 March 2023.
Cr Paul Poliwka	Town of Bassendean	Appointed as a member of the Legal Committee to replace Cr Kathryn Hamilton on 23 March 2023.
Cr Hilary MacWilliam	Town of Bassendean	Reappointed as a deputy member of the Legal Committee on 23 March 2023.
Cr Rod Henderson	City of Swan	Appointed as a second deputy member of the Legal Committee to replace Cr Andrew Kiely on 23 March 2023.



9

## Executive Leadership Team



Hua Jer Liew - Chief Financial Officer, Wendy Harris - Chief Sustainability Officer, Marcus Geisler - Chief Executive Officer, Brad Lacey - Chief Operating Officer

## 10 EMRC Services

The EMRC provides services in waste management and education, resource recovery and sustainability initiatives. Working with our member Councils, industry, government agencies and other stakeholders, the EMRC is a model of successful collaboration that delivers tangible benefits to the EMRC Region.



### Office of the CEO

The CEO's Office undertakes Council support and governance, human resources, safety, communications, organisational development and strategic planning for the organisation.




### Business Support

The Business Support team provides administration, information services, financial management, risk management and procurement support to the organisation. It is also tasked with ensuring that EMRC operations comply with relevant statutory obligations.



### Operations

The Operations team is responsible for the Red Hill Waste Management Facility (including the operation of up to four megawatts of electricity from recovered landfill gas), the Hazelmere Resource Recovery Park (including the operation of a wood waste to energy power station), the Baywaste Community Recycling Centre and Transfer Station on behalf of the City of Bayswater, and the Coppin Road and Mathieson Roads Community Recycling Centres on behalf of the Shire of Mundaring. Operations undertake activities to aid diversion of waste from landfill including composting and mulch processing of greenwaste, FOGO processing, timber and mattress recycling, supported by sales and marketing initiatives.



### Projects

The EMRC's Projects team aims to develop and implement resource recovery solutions that maximise the social, environmental and economic benefits to Perth's Eastern Region in order to minimise waste being directed to landfill and ensure maximum resource recovery. This involves the delivery of new projects at the forefront of waste management, with the team also responsible for maintaining the EMRC's licenses, works approvals and best practice accreditation for the Red Hill Environmental Management System to ISO14001 – 2015.

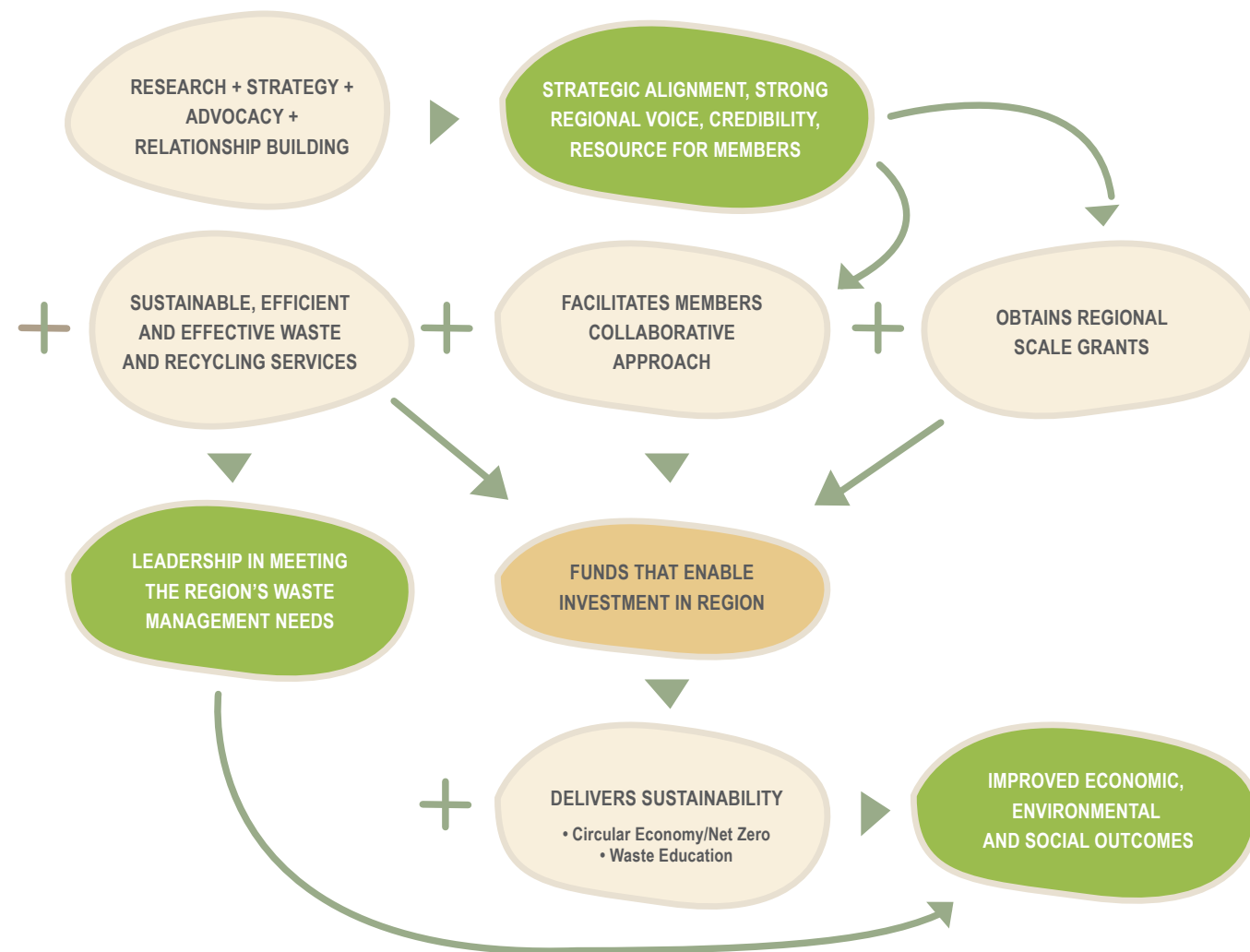


### Sustainability

The Sustainability team works with EMRC's member Councils and regional stakeholders to achieve sustainability outcomes that align with the UN Sustainable Development Goals including emission reduction and energy efficiency, waterwise and water sensitive cities, sustainable and circular economy, and increased community wellbeing and participation. The Waste Education team provides practical support and advice for waste avoidance, resource recovery, and the progressive rollout of the FOGO waste collection system.



# 11 EMRC Service Delivery Model



As a regional local government, the EMRC's Establishment Agreement provides a means of undertaking a wide range of projects and services for member Councils to share resources and facilities.

The cooperative, political and executive framework of the EMRC enables member Councils individually and collectively to promote and advocate on issues for the benefit of local government and to serve the community better. The EMRC initiates and leads projects for its member Councils that deliver tangible benefits to the EMRC Region in waste management and resource recovery, sustainability initiatives, and circular economy with a focus on net zero and the SDGs. These services enable member Councils to enhance outcomes for their communities and EMRC Region. The EMRC's governance and service delivery model is sufficiently robust and flexible to enable the delivery of services to its member Councils on a regional scale. The EMRC also has a geographical advantage in that its members form a cluster. This grouping enables the EMRC to provide services at a scale that is beneficial to our region containing a vast variety of interests.





## 12 Committees

Council has appointed the following committees to assist with planning and decision making:

### Audit Committee

The Audit Committee assists Council with the effective conduct of its responsibilities for financial reporting, management of risk and maintaining a reliable system of internal controls. It also assists with review and oversight of compliance with laws and regulations, and internal and external audit. The Committee consists of one Councillor from each member Council.

### Chief Executive Officer Performance Review Committee (CEOPRC)

The Chief Executive Officer Performance Review Committee reviews the Chief Executive Officer's performance, determines performance objectives to be met by the Chief Executive Officer and reviews the Chief Executive Officer's remuneration and contract of employment. The Committee consists of one Councillor from each member Council.

### Legal Committee (LC)

The Legal Committee undertakes actions to address legal matters arising out of the EMRC Establishment Agreement.

## 13 Grants

Since 1997, the EMRC has been supporting the communities neighbouring the Red Hill Waste Management Facility through grants of up to \$3,000 for projects that provide community and/or environmental benefits. The program supports not-for-profit organisations and community groups to complete projects that enhance the sustainability, social, cultural and recreational outcomes for the Gidgegannup, Hovea, Parkerville and Stoneville communities. In 2022/23, a total of \$5,180 was awarded between Gidgegannup Basketball Club and Parkerville Community Band at a presentation ceremony at the Red Hill Education Centre on 29 November 2022.

The **Gidgegannup Basketball Club** provides children and families with the opportunity to participate in the game of basketball at all skill levels in a family-friendly atmosphere. The Club was in need of new team uniforms which helped create unity and belonging to the club.

The **Parkerville Community Band** provides an open and enjoyable music outlet for inexperienced and rusty players, of any age, in Parkerville and the surrounding suburbs. The grant has been used to help the community group to purchase a 7 x 4 trailer. The trailer will be fundamental in moving their equipment to performance events and helps transport 'Containers for Change' from their location in Parkerville.





# Demonstrate Circular Economy Leadership

**Objective:** To provide circular based resource recovery solutions for Perth's Eastern Region and act as a knowledge hub for waste avoidance strategies

## Enable circular economy initiatives through advocacy networks by 2025


### Carbon to Ethanol Pilot Plant

The EMRC and Woodside are collaborating on a carbon-to-products pilot project that proposes to recycle greenhouse gases into useful products. The two parties have agreed a term sheet setting out the terms of a proposed option to lease land. The option to lease land will provide for Woodside's use of EMRC's Red Hill Waste Management Eco Park for a proposed pilot Carbon Capture and Utilisation (CCU) facility, and for the supply of landfill gas by EMRC to Woodside. The proposed CCU facility would convert greenhouse gases, such as methane and carbon dioxide, into value-added ethanol, using technologies developed by US-based companies ReCarbon and LanzaTech. The pilot aims to demonstrate that the integration of these technologies has the potential to contribute to decarbonisation and a circular carbon economy. Three community consultations have been held at Red Hill to receive feedback on the circular project.

**“ The EMRC and Woodside are collaborating on a carbon-to-products pilot project ”**

### Develop and host Circular Economy forums, and information sessions

To align with the EMRC's revised strategic direction and new Sustainability Strategy, support to local business and industry in the EMRC region included the development and provision of a Circular Economy Webinar Roadmap. Part of a unique EMRC educational program created in collaboration with Circular Economy Western Australia (CEWA), the roadmap has been designed to benefit businesses and local governments in their approach to joining the Circular Economy revolution. The roadmap detailed nine webinars planned from February to November 2022. Each of the webinars has covered different aspects of how the move towards a Circular Economy will provide a boost to the regional economy and Perth's Eastern Region as a whole. Collectively, the nine topics in the program has built a composite picture of how a Circular Economy will work in practice and the educational aspect of the program enabled participants to start planning a move towards a Circular Economy. This program has benefited organisations, state government agencies, local governments, communities and EMRC stakeholders. Each of the nine webinars held from January to December 2022 attracted an average of over 70 participants per session and included presentations from local, national and internal experts, plus local case studies.



### Circular Economy Leadership Course with UNSSC

The EMRC has partnered with the United Nations System Staff College (UNSSC) to host a six-week online Leadership Course, 'Circular Economy and the 2030 Agenda', supported by Circular Economy Western Australia (CEWA) and ACE HUB. The program represents WA's largest Circular Economy capacity building course to date and has commenced the second week of May 2023. The course webinars will feature local and international speakers presenting on various Circular Economy topics, including circular cities, sustainable lifestyles, and circular business, to around 300 circular economy practitioners from a wide range of local governments, state governments, communities, and industries across Australia. Over six weeks, participants have engaged with distinguished experts to analyse international best practices and case studies to enhance their understanding of a systems-based approach to circularity. On completion of course requirements, successful participants will receive certification in the Circular Economy and the 2030 Agenda' Leadership course.

### EMRC's Regional Circular Economy Horizon Scan

The EMRC, in partnership with the GHD group, recently completed a 'Scan of the Circular Economy Horizon in WA' to capture a clearer picture of the WA scenario and to catalyse the adoption of circularity. The Regional Circular Economy Horizon Scan will assist the EMRC to plan, promote and advance circularity in Perth's Eastern Region and across wider WA. It acts as a guiding document to reduce environmental impacts, drive circular economy-based initiatives, future-proof the business for market changes, and increase awareness of the Circular Economy benefits.





80% resource recovery of waste generated in the region by 2030

“ Bassendean Bulk Verge Trial achieved a 15% landfill diversion from December 2022 to June 2023 ”

#### Provide a waste disposal service at Red Hill Waste Management Facility.

The Red Hill Waste Management Facility is one of Western Australia's largest municipal waste landfills and is acknowledged as one of the best practice landfill sites in Australia. The Red Hill Waste Management Facility has a total area of 365 hectares and receives approximately 230,000 tonnes of waste per annum. The Red Hill Waste Management Facility contains one of Western Australia's local government composting operations which produces mulch and compost, that meets Australian Standard AS4454. The facility's on-site power station run by Energy Developments Limited generates up to four megawatts of electricity from recovered landfill gas for export into the grid. Currently, all non-recycled waste collected by the EMRC's member Councils is landfilled at the Red Hill Waste Management Facility. The Facility continues to comply with the Department of Water and Environmental Regulation (DWER) License Conditions.

DWER carries out regular Site License Compliance and Landfill Levy Inspections thus providing certainty that the EMRC complies with its licenses and works approvals. An interim FOGO processing facility commenced operation in August 2020 to accept and process household FOGO collections from the Town of Bassendean and produce compost meeting the Australian Standard AS 4454. In March 2021, the City of Bayswater commenced their FOGO collections which are also being processed at the interim facility. The facility uses a forced mobile aeration floor system with a biofilter to capture odorous air during the early stages of composting.

#### Operate member Council Community Recycling Centres and Transfer Station where appropriate.

The year 2022/23 marked the third successful year's operation of the Baywaste Community Recycling Centre and Transfer Station on behalf of the City of Bayswater. In addition to the Community Recycling Centre at the Red Hill Waste Management Facility, the EMRC also operates the Coppin Road and Mathieson Road Community Recycling Centres on behalf of the Shire of Mundaring. In October 2020, the EMRC's Container Deposit Scheme was launched at the Coppin Road Community Recycling Centre, which is operated by the EMRC on behalf of the Shire of Mundaring. The community has warmly welcomed the purpose-built facility and has registered a steady increase in the number of containers received for recycling. All materials collected are processed and on sold, providing an additional source of revenue.

#### Provide a Waste Management Advisory Service.

The EMRC undertakes a range of consulting works relating to waste management on behalf of its member Councils, other local government and State bodies. These works have included contaminated site investigations at decommissioned landfills, groundwater and surface water monitoring, landfill gas assessments, site remediation and validation sampling and reporting.

**Waste accepted at the Community Recycling Centres** includes general waste, green waste, scrap metal, cardboard, motor oil (limit of 20 litres), white goods, mattresses, televisions, computers, batteries, tyres (fees payable), clothing and blankets, fluorescent lights, aluminium cans, glass and bottles; and paper and plastic. A Grab and Go facility at the Mathieson Road Community Recycling Centre has continued encouraging residents to reuse household items.

#### Establish and provide member Councils with waste and recycling guides.

Member Councils were offered the choice to reduce their carbon footprint for the annual printing and production of Waste Guides. The idea was to move the guides to a digital format, decrease the amount of printed copies and to remove magnets from printed copies. Representatives of the member councils were asked to consider adopting the changes for 2023/24 guides printed in May 2023 or in 2024/25 to be printed in May 2024. The feedback was positive which resulted in 3 member Councils adopting the change immediately and 1 member Council to adopt the changes in the next financial year. Total amount of waste guides printed in 2023 was 79,500 copies compared to 125,500 printed in 2022. Each Member Council was supplied with an electronic version of the current waste guide.

#### Establish verge collection and shared valet service programs.

Bassendean Bulk Verge Trial commenced early December 2022, achieving a 15% landfill diversion rate for the period December 2022 to June 2023. The EMRC's solution entailed the allocation of a dedicated tipping floor for the acceptance of the bulk verge and then the segregation and packaging of the valuable waste streams before transporting them to relevant recycling facilities.

A working group has been established to assess further opportunities for a regional bulk verge collection arrangement with a view to divert further diversion from landfill and increase efficiencies that will benefit the participating member Councils.



## 80% reuse of material at all EMRC operated sites by 2040

.....

### **Review and implement the Red Hill Waste Management Facility and Hazelmere Development Plans.**

The Red Hill Waste Management Facility Development Plan was fully updated by the Projects and Operations team in conjunction with consultants and endorsed by Council in 2021. New projects such as the permanent FOGO treatment facility, and the Waste Transfer Station (WTS) accommodating the consolidation of participating member Council MSW for bulk transportation to East Rockingham Waste to Energy, are in the pipeline, which will contribute reducing waste going to landfills.

### **Provide Resource Recovery and Recycling solutions in partnership with member Councils.**

#### **Develop the Hazelmere Resource Recovery Park.**

The Wood Waste to Energy (WWtE) Plant, is currently nearing mechanical completion which will be followed by commissioning and performance testing. The EMRC plans to complete the project itself as the contractor awarded the design and construction contract for the Plant went into administration in March 2022 and the EMRC has stepped in to manage the contract. The facility will convert woodchips to renewable electricity and biochar. The electricity generated will be partly used as a power source for the onsite facilities, and the bulk of the electricity will be exported to Perth Airport Pty Ltd via a dedicated power cable. The biochar will be sold to the market following a tender process. Construction began on site in September 2021 of a large new Waste Transfer Station at the Resource Recovery Park. The project has experienced some significant setbacks however the Contractor and the EMRC's Project Team have worked diligently to overcome these, with a view to completing the project in August 2023. The Waste Transfer Station will be used to transfer municipal waste to the Rockingham Waste to Energy Plant in 2023, thus removing around an initial 85,000 tonnes per annum from landfill comprising of FOGO and MSW.

The EMRC's current timber recycling activities involve processing untreated wood waste (such as pallets, packaging and crates, off-cuts and cable reels) into woodchip fines and woodchip. The woodchip fines are sold as an 'end product' to established markets in the broiler grower and livestock industries for animal bedding, whilst the woodchip is coloured and sold as landscaping supplies. In September 2020 the EMRC began accepting waste power poles from Western Power and processing them onsite on a new concrete pad to segregate the various categories of timber with class IV category timber being disposed of at Red Hill Waste Management

Facility, class V category material being sent to a suitable facility offsite and the remainder of the pole timber being shredded on-site and recycled as woodchip. Significant quantities of reinforcing steel from the power poles are recovered and recycled. The Commercial and Industrial Waste Sorting Facility continued to accept dry commercial and industrial waste from commercial customers and recover resources from these waste streams, thus diverting waste from landfill whilst also providing an opportunity to re-use materials. Used mattresses are accepted and aggregated at Hazelmere before being sent offsite for recycling at an EMRC approved processing facility.

### **Identify markets and develop Resource Recovery and markets in order to reduce waste going to landfill.**

A range of high-quality products are produced from recovered material. These products include mulch, ferricrete, coloured woodchip, woodchip fines, soil improver and clay. The EMRC is the only local government agency who produces mulch certified to Australian Standard AS4454 at the Red Hill Waste Management Facility and produces Ferricrete to Main Roads WA specification.

### **Undertake research into Integrated Waste Management.**

The EMRC contributed to a research project by UWA Centre for Energy, to look at opportunities to improve the value of biochar from the Wood Waste to Energy Plant, including ways of pelletising and conveying the product from the kiln and use as a reductant in improving the value of low-grade iron ore.

### **Provide leadership in the development of waste policy and practices.**

The EMRC has a reputation as an innovative leader in responsible waste management and has demonstrated expertise in management and coordination of household waste, resource recovery and recycling services, managing and operating landfill sites, delivering education and awareness programs and providing and maintaining waste management infrastructure.

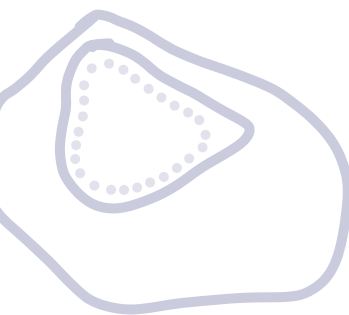
### **Identify, investigate and develop new waste management practices and services.**

The EMRC is continuing to investigate and develop business cases for several new initiatives at the Red Hill Waste Management Facility and the Hazelmere Resource Recovery Park which will deliver new waste services for the EMRC region.

### **Develop, facilitate, and participate in activities of the regional waste education and resource recovery steering groups.**

The EMRC's Waste Education Program continues to offer support to member councils, school and community groups through a variety of means including: Tours of Red Hill Waste Management Facility, Waste Education/Circularity presentations, assistance at events and educational displays.

During 2022/2023, the Waste Education team attended 14 events at the request of member Councils, eight school engagements and 22 community presentations or other events. The team also undertook 46 networking and partnership building activities. The educational loan boxes were hired out 16 times. The Red Hill Environmental Education Centre was refurbished to align with the WasteSorted 'GREAT Sort' Campaign. Waste Education Officers provided 17 school and community group tours of the site, with 441 people participating in tours and educational activities.





# RESPOND TO A CLIMATE EMERGENCY

**Objective: To reduce carbon impacts to achieve net zero and understand the risks associated with climate change to Perth's Eastern Region**

## Infrastructure adaptation and education by 2030

### **Undertake asset management assessment, workforce planning and long-term financial planning for all EMRC owned infrastructure.**

The EMRC revamped its asset management plan in late 2021. It details information about infrastructure assets with actions required to provide an agreed level of service in the most cost effective manner while outlining associated risks. The plan defines the services to be provided, how the services are provided and what funds are required to provide over the 10-year planning period. The asset management plan will link to a long term financial plan which typically considers a 10-year planning period.

A review of the written down value of all EMRC assets is completed annually.

The EMRC Workforce Plan 2020 to 2024 is currently under review with the executive leadership team.

The EMRC has developed an Integrated Planning Framework to ensure that strategic priorities drive operational activities. The 10 Year Strategic Plan 2017 to 2027 is a shared vision between EMRC and its member councils. It has been developed to guide and inform the actions that will be taken over the next 10 years to benefit the community.

The Corporate Business Plan 2021/2022 to 2025/2026 sets out the actions that EMRC staff will undertake over the next five years to deliver on the 10 Year Strategic Plan.

### **Identify and evaluate land-use options at EMRC sites to maximise future resource recovery program.**

In late 2021 the EMRC signed on to a new electricity supply agreement that saw all three sites, Ascot Place Administration, Red Hill Waste Management Facility and Hazelmere Resource Recovery Park, supplied with 100% renewable energy.

The new agreement commenced in December 2022, supplying renewable energy accessed from WA's Albany, Emu Downs and Collgar wind farms, resulting in EMRC's scope 2 (electricity) emissions reducing from an average of 770 tonnes CO2 per year to zero.

The Urban Environment team has developed a range of new activities to complement and enhance the Red Hill Environmental Education Centre. The new activities, suitable for children and adults, engage participants with water and energy efficiency, emission reduction and the Sustainable Development Goals.



## Below zero carbon emissions by 2040

### **Map and benchmark energy usage and consumption rates across all e.g. energy use, vehicle fuel consumption, auditing requirements, early stage asset management.**

The EMRC has undertaken a review of its 2021/2022 emissions inventory. This will set the baseline for all future reporting and help with creating a Net Zero Action Plan. This plan will identify opportunities for reaching Net Zero by 2040. This year the EMRC has already switched all electricity consumption at Red Hill Waste Management Facility, Hazelmere Resource Recovery Park, and Ascot Place to green power in December 2022. The EMRC is also taking part in the collaborative grant application with WALGA and 21 other local governments to help transitioning our fleet to electric vehicles via the ARENA Future Fuels Fund. The EOI was deemed to have high merit and has progressed to the full application stage with an expected outcome announcement in October 2023. If successful, this will see all petrol passenger fleet vehicles change to battery electric along with the installation of charging stations at each EMRC site.

### **Develop and advocate the SDG annual report card.**

The EMRC has undertaken comprehensive research into the Sustainable Development Goals (SDGs) and how other Businesses and Local Governments are benchmarking their progress against the SDGs. The EMRC will be using the Future-Fit Business Benchmark tool to review EMRC, City of Bayswater and the Shire of Mundaring's progress towards the SDGs. This benchmark will allow for a holistic review of all 17 goals. The review will set the baseline for future review and will highlight which SDGs Councils are progressing well in and which ones need more focus. From this review, a Plan will be developed in relation to priority SDGs and identification of what actions can be undertaken to improve progress. EMRC is in the process of obtaining accreditation for the Future-Fit Benchmark tool which will allow EMRC to promote their Officer as an Accredited Advisor.

### **Sustainability integrated into management processes.**

### **Include sustainable decision-making frameworks in procurement templates, evaluation and processes of all projects.**

Sustainable decision making in procurement is included in the EMRC Purchasing Policy. The procurement team is working on a sustainable procurement framework and to be included in the procurement templates and processes as appropriate. Procurement Velpic training includes sustainable procurement principles.



# REDUCE OUR ENVIRONMENTAL IMPACT

**Objective: To lead by example and reduce environmental impacts through efficient operations, forward thinking and supporting circular and sustainability initiatives in the region**

## Regional urban programs implemented

### **Implement regional energy efficiency, emissions reduction and climate change initiatives (including ACER)**

The Achieving Carbon Emissions Reduction program (ACER) provides a structured approach to monitor, mitigate, reduce and report on corporate carbon emissions and enables member Councils to achieve continual improvement towards their emission reduction goals. The EMRC provides technical information and a range of assistance to support participating Councils in reviewing and developing energy efficiency and emissions reduction strategies, plans and emissions targets, as well as supporting the implementation of actions. EMRC's support includes coordinating quarterly performance and service level reviews to identify participating Councils' top energy consuming assets, identifying any anomalies, analysing current performance and undertaking data analysis of energy consumption (electricity, gas, petrol and diesel), including tracking towards their reduction targets.

### **To contribute towards improved amenity, conservation and support of the natural environment to address climate change**

#### **Implement the Water Sensitive Futures Program.**

The EMRC's Water Sensitive Futures Program offers support and guidance to increase water efficiency and quality across Perth's Eastern Region. The program takes a structured approach, monitoring, and reporting water consumption, enabling local government

leadership in sustainable water management. The program provides opportunities to improve water efficiency and water quality to ensure a sustainable and water sensitive city future for local governments, the community, and the environment. The EMRC's support includes coordinating quarterly performance and service level reviews to identify participating Councils' top water consuming assets, identifying any anomalies, analysing current performance, and undertaking data analysis of water consumption (potable and ground water), including tracking towards their reduction targets. Through this program, the EMRC assists member Councils and the Town of Victoria Park to maintain Waterwise Council status, including Gold Waterwise Council accreditation, and where relevant, Waterwise Aquatic Centre endorsement.

### **To facilitate and advocate for increased investment in Circular Economy, Net Zero and sustainability regional programs**

The EMRC provides a range of services and projects designed to stimulate economic development and advocate for a safe and efficient regional transport network, all aimed at supporting social outcomes for the EMRC Region. Key principles and actions from the former Regional Integrated Transport Strategy (RITS) 2017-2021, Regional Economic Development Strategy (REDS) 2017-2021 and Environmental Strategy 2016-2020 have been integrated into the goals in the EMRC's Sustainability Strategy 2022/23-2026/27 (refer to Section 5 of the Sustainability Strategy).

### **Continue the coordination, marketing and promotion of regional events**

The EMRC's regional events program sets out to leverage local community events, designed to attract a relatively local market, and support events through a wider audience and coordination of grant funding and regional marketing. Through its regional approach, the program provides a cost-effective mechanism for promoting events to a much wider audience by use of our consistent messaging through our online social platforms; Eventbrite, Facebook and LinkedIn. The EMRC's participating member Councils, alongside non-member Councils the Shire of Toodyay and Shire of Northam, contributed to organising the regional Avon Descent Family Fun Days 2022 both financially and through collaboration and cross promotion of all activities. The Avon Descent Family Fun Days 2022 were able to go ahead, adhering to requirements to reduce COVID-19.

Following a successful 10-week marketing campaign with, marketing materials and social media plans each event enjoyed crowds promoting the opportunity for the community to connect through local initiatives and strengthen wellbeing, participation and encourage connection. The Avon Descent Family Fun Day 2022 events were supported by Lotterywest, and the 2023 events have also been successful in receiving Lotterywest funding.

In April 2023, EMRC supported the inaugural WA Tree Festival coordinated by the City of Stirling which aimed to celebrate the importance and value of trees to the environment, culture, community and history. The EMRC continued with the online Tree Quest activity which features information and the location of prominent trees across our Region.

The EMRC is in contact with regional youth advocacy groups and provides opportunity for information sharing and collaboration across our Councils by coordinating, facilitating and supporting regional youth meetings, forums and events. In April 2023, the EMRC the helped fund council Youth Week events.







“ 1,225gs  
of textile waste diverted  
from landfill  
.....  
574.50 Kgs  
recycled through Upparel ”

## Contribute to a decrease in illegal waste disposal by 2040

**Continue to create campaigns to recover, avoid, reuse, recycle, return, repair and drop off culture to increase recovery rates and combat illegal dumping**

New recycling units for problematic waste streams were designed and built for member council's requirements. The units include collections for items such as batteries, fluoro tubes and globes, plastic lids, writing instruments and printer cartridges allowing for further drop off points available to residents.

The Waste Education Team received a Waste Authority grant enabling the team to provide several interactive workshops demonstrating circular economy in action. The whole project was named Circular Economy in the Community targeting Textiles, Organics and Single Use Plastics. The Clothes Swap element of the CE in the Community project proved very popular with residents. The team initially planned to run 3 clothes swap events as part of the grant, however with support from member councils and demand from the public they facilitated 24 clothes swaps for 2023/24. The clothes swap events diverted 1,225gs of textile waste from landfill by being rehomed and kept in circulation for future clothes swap events. A further 574.50 Kgs were recycled through Upparel.

## EMRC Environmental Management System

**Minimise the environmental impact of waste management operations.**

Following an annual audit in July 2023, the EMRC's Environmental Management System for the Red Hill Waste Management Facility continues to be accredited to the international ISO 14001:2015 standard for general and contaminated waste management, greenwaste processing, FOGO processing and earth materials supply at the Red Hill Waste Management Facility. This certification assures the EMRC's stakeholders and the wider community of the organisation's commitment to best practice and continual improvement in the area of environmental compliance and waste management. The EMRC reports its environmental performance in various annual monitoring and compliance reports to the Department of Water and Environmental Regulation (DWER).

Throughout 2022/2023 the EMRC undertook works to minimise the environmental impact of operations on site including a wide range of environmental monitoring programs including; water monitoring, nest box monitoring, odour monitoring, native flora and fauna monitoring vermin and pest control, ground water remediation and plume management, leachate management, community engagement, complaints investigations, environmental incident investigations and site rehabilitation. Rehabilitation works have been undertaken at the Red Hill Waste Management Facility since 1992 with identified areas for future rehabilitation.

The EMRC's core objective is to provide sustainable waste management. To implement this objective, the EMRC follows an independent third party accredited Environmental Management System designed to produce continuous site improvement whilst minimising environmental impacts.

The EMRC planted 5,600 tube stock and spread 10kgs of seed in 2022, and 4,100 tube stock and 14kg of seed in 2023 throughout the Class III and Offsets rehabilitation areas.





## CREATE VALUE IN THE COMMUNITY

**Objective: To establish and support projects in the community that create social value from a residential level through to commercial levels**

### Community based source separation initiatives by 2027

**Establish community engagement initiatives for source separation opportunities including education hubs, school programs, community group support and bin tagging**

The Waste Education Team implemented a bin tagging education program in February 2023 on behalf of the City of Bayswater with the WA Local Government Association part-funding the program. The program aimed to provide individual and direct feedback to residents on using the three bin FOGO system. The program ran between February and March 2023 with 2,061 properties audited. In the past the data collected was recorded by the auditors manually, however this year the data was entered directly into Bin Tagging Mobile Application software (app) created by WALGA, saving time on data entry. Overall results at the end of the program revealed that contamination in the FOGO bins reduced by 11%, contamination in the recycling bins reduced by 16% and contamination in the general waste bins reduced by 9%.

The EMRC Waste Education team conducted a multi layered in depth auditing process of 14 schools within the Bassendean and Bayswater Councils to trial a FOGO system in schools. The aim of the trial was to ascertain - 1) What the current waste systems were in place at each school, 2) If the waste systems could be changed to reduce waste going to landfill, and 3) If the schools accessing FOGO bin services were using their bins correctly. The audits took place over 4 to 6 weeks including a traditional waste audit of 1 day of waste collected per school. The waste was sorted into five categories, weighed and recorded. A detailed report was issued to each of the 14 schools of the results along with a detailed report to the Department of Education with EMRC recommendations. Each school report included recommendations incorporating their individual Common Use Agreement invoicing.


“EMRC Battery Collection program collected approximately 17 tonnes of household batteries”

### Collect, manage and dispose of problematic waste in the Region sustainably.

The EMRC's Battery Collection program is promoted to schools and public places throughout Perth's Eastern Region to help meet growing concerns about household batteries going to landfill. In 2022/2023, the EMRC's Battery Collection program collected approximately 17 tonnes of household batteries from 105 schools and 42 public places, including libraries, shopping centres and Council offices. Compact Fluorescent Lamps (CFLs) contain small amounts of mercury which may be absorbed into the environment if not correctly disposed of. In 2022/2023 the EMRC collected and recycled approximately 2.9 tonnes of Compact Fluorescent Lamps from 34 public places across the Region.

**EMRC's Battery Collection program collected approximately 1.7 tonnes of household batteries**

**EMRC collected and recycled approximately 2.9 tonnes of Compact Fluorescent Lamps**



### Use of recovered material in the region by 2040

**Continue to establish community recycling and reuse networks for exchange of products, reuse and repair initiatives, and identification of regional synergies**

Ongoing dialogue continues with member Councils to identify additional potential opportunities in the EMRC region, including bulk verge collections.



### Increased participation in behaviour change programs

Continue to provide education for waste solutions that are in line with WA Waste Strategy and waste hierarchy.

The Waste Education Team has delivered a series of education programs that focus on target issues from the WA Government's Waste Avoidance and Resource Recovery Strategy 2030. The team facilitates quarterly member Council's representative meetings (RWESG) to share waste management challenges and find solutions as a collective. The team also participate in regional advocacy including: the Waste Management Community Reference Group (WMCRG), Recycle Right membership, Consistent Communications Collective, the Waste Educator Networking Group (WENG) and collaborate on projects with other regional councils.

### Benchmark and monitor participation rates in EMRC sustainability programs

Participation rates in EMRC sustainability programs are proceeding in accordance with the individual Council's agreed Project Plans and in accordance with the approved 2022/23 budget.

### To manage partnerships and relationships with stakeholders

The EMRC continues to effectively manage its partnerships and relationships with key stakeholders and these actions are guided by the EMRC's Stakeholder Engagement Plan. Stakeholder relationships are also informed by the Stakeholder Perception Survey.



# 18 Our Organisational Culture and Safety



## Strategy

The EMRC continued to implement initiatives contained within the Workforce Plan for 2022/2023 and began developing a new Workforce Plan for the 2023-2028 period. The Plan will comply with the Department Local Government, Sport and Cultural Industries Integrated Planning Framework standards.

## Learning and Development

The EMRC continues to develop its on-line learning platform to improve organisational understanding of internal procedures and legislative requirements. A new customer service module for operational employee has been developed and is in the process of being implemented. The online Code of Conduct training is now also be utilised as refresher training for all employees.

The EMRC partnered with Leda an online self-paced personal development tool to grow its future leaders. The programme was developed by Murdoch University and focuses on behaviour, self-reflection and achieving a growth mindset. Eleven employees have been enrolled in the programme and a new cohort will be induction within the next 6 months.

The EMRC utilised Infinity Training to undertake an in-house Project Management Diploma. Six employees were successful in gaining their diplomas and this increased capability will assist the EMRC in driving a more rigorous project management ideology.

All employees received a Performance Review during the 2022/2023 period and each team member received an individual personal development.

As series of communication and recognition activities were undertaken:

**100%** of team members attended one or more training sessions

### LONG SERVING TEAM MEMBERS

**5** continued to be recognised for completing five-year service interval milestones

Health and wellbeing initiatives continued to be offered to all employees

### TEAM TALKS

sessions held with the CEO and all team members

### GROUP TRAINING SESSIONS

held at Ascot Place and Red Hill Waste Management Facility for all team members



THE REWARDS AND RECOGNITION PROGRAM was reviewed and continues to be successful culminating in the Employee of the Year being awarded in December 2022



REGULAR CEO AND EXECUTIVE LEADERSHIP ATTENDANCE at Toolbox meetings at the Red Hill Waste Management Facility and Hazelmere Resource Recovery Park



AN EMPLOYEE SURVEY was undertaken and those results are currently being utilised to develop new employee benefits and strategies







## Resourcing



The EMRC continued to grow and develop its service offering and 34 new employees were recruited and onboarded during the 2023/23 period. All employees receive a comprehensive induction and organisational orientation before beginning their roles.

## Workplace Safety and Health



The inaugural EMRC National Safety Month was held in September 2022 which began with a Smoking Ceremony performed by Noongar Leader, Nick Abrahams. The EMRC organised a number of events with the culmination of the month being an audience with guest speaker Theo Ventis. His speech was delivered a power message of the ramifications of breaching safety procedures. Theo held talks at Hazelmere Resource Recovery Park, Red Hill Waste Management Facility and the Ascot administration building.

**Group sessions for training have been held during the year, these have included all team members on Operational sites. These sessions have included:**



The EMRC undertook a comprehensive review of all its WHS policies and procedures to meet legislative requirements and the Contractor Management guidelines and procedures were also fully reviewed.

## Employee Relations



The EMRC transitioned from the Federal Industrial System to the State Industrial Relations in January 2023. All relevant documentation and procedures were updated to meet the criteria of the new legislation. The EMRC is also the representative for all Regional Councils on the State IR Transition Working Group (WALGA).

## Remuneration and Benefits



The EMRC undertook a fundamental review of its Remuneration Strategy in November 2022 to address the disparity of pay between the EMRC and other local governments. This was implemented to curb the loss of specialist talent from all areas across the organisation.

The annual remuneration review, in June, was as in previous year's, aligned in accordance with the performance of the relevant employee.

## Equality and Inclusion



The EMRC has developed a new Disability Access and Inclusion Plan for the period 2023-2028, which when endorsed by Council, will be circulated for community consultation before being submitted to the Department of Communities. The EMRC continues to work with disability service providers to increase and provide opportunities for candidates/prospective employees with a disability.

The EMRC continues on its journey to Reconciliation and a number of educational sessions on understanding Indigenous culture and heritage were held for all employees. The EMRC ensures that Acknowledgement of Country are given at all significant events and meetings and that all dates of indigenous importance are recognised and acknowledged.

Work experience opportunities were also offered to multiple students across the organisation to provide a pathway for young people to enter into the waste, recovery and recycling sector.

## Continuous improvement



The EMRC is currently in the process of implementing two new systems, MYOSH to support the WHS team manage investigations, reporting and workflow. Martian Logic is being introduced to support the Human Resources Team to recruitment, onboard and manage the EMRC's organisational structure.

The HR team has also developed its own natural language search functionality for its intranet by enabling an AI Chatbot function which is currently in the process of being trialled.

As a continued commitment to the health and safety of its team members, Safety week will be returning in 2023 with a strong focus on mental health issues inline with the October National Safety month topics promoted by Safework Australia.





# 19 Statutory Reports

## Register of Complaints

The Local Government Act 1995 s.5.53(2) (hb) contains a provision that requires complaints made against any council member during the financial year under s.5.121 of the Local Government Act 1995, must be reported annually. There were no registered complaints against EMRC Council members during the 2022/2023 financial year.

## Statutory Compliance Return

The Statutory Compliance Return for the year ending 31 December 2022 was completed and referred to the Audit Committee meeting held on 2 March 2023. A certified copy of the completed Statutory Compliance Return was submitted to the Department of Local Government, Sport and Cultural Industries by 31 March 2023. Council was able to advise that it achieved a high level of compliance with all matters applicable to the EMRC's operations.

## National Competition Policy

The Competition Principles Agreement is a contractual agreement between the federal government and all state and territory governments. As a result, local government is committed to the Competition Principles Agreement, which aims to ensure all public enterprises operate in a transparent manner and in the best interests of the public. Under the Competition Principles Agreement, public enterprises are required to review their operations to ensure that they have no competitive advantage, or disadvantage, in comparison to the private sector. The EMRC supports the Competition Principles Agreement concept and, as such, a cost benefit

analysis of operations was conducted. The analysis concluded that none of the core services – operation of the Red Hill Waste Management Facility, Hazelmere Resource Recovery Park, and environmental services – should be subject to competitive neutrality principles. Furthermore, the EMRC has not received notification that the Australian Bureau of Statistics has classified any of its operations as either public trading or public financial enterprises. No allegations of noncompliance with the principles have been made against the EMRC.

## Public Interest Disclosure Act 2003

The Public Interest Disclosure Act 2003 facilitates the disclosure of public interest information, and provides protection for those making such disclosures and those who are the subject of disclosures. During 2022/2023 the EMRC received 4 public interest disclosures. The EMRC received 1 Freedom of Information application during the 2022/2023

financial year and no applications relating to the amendment of personal information were received. During 2022/2023 the EMRC carried out its recordkeeping in accordance with the provisions of the State Records Act 2000 and the EMRC's Record Keeping Plan (RKP).

A total of 28,725 documents and 543 new folders were created in Content Manager, the EMRC's Electronic Document and Records Management System (EDRMS). A review of the EMRC's records management policies and procedures continues on an ongoing basis and is updated in the EMRC's Records Policies and Procedures Manual.

A review of the EMRC's records holdings, both hardcopy and electronic,

also continues on an ongoing basis, involving appraisal, sentencing, securing of approval for disposal and ultimately the actual disposal of records. Training on recordkeeping responsibilities and the use of the Electronic Document and Records Management System (EDRMS), i.e. Content Manager, was provided to staff by request. Training was also provided and tailored to particular business teams. The EMRC's records induction program is provided to all new staff within one week of commencement.

This focusses on recordkeeping responsibilities as outlined in the EMRC's Record Keeping Plan, and is followed up with training targeted to the organisation's Electronic Document and Records Management System (EDRMS), i.e. Content Manager.

## Freedom of Information Act 1992

The EMRC received one Freedom of Information application during the 2022/2023 period. This was a third party referral request from a member council. This information was reported via the requesting member council to the overarching authority, responsible for the execution of the Freedom of Information Act 1992, the Office of the Information Commissioner via the Freedom of Information (FOI) Annual Statistical Return 01/07/2022 to 30/06/2023.

## Plan for the future

Section 5.53(2)(e) of the Local Government Act 1995 requires local governments to provide an overview of the 'plan for the future', including the major initiatives that are proposed to commence, or to continue, in the next financial year. Full details are contained within the EMRC's Corporate Business Plan 2023/2024 to 2027/2028.

## Major Trading Undertaking

During the 2022/2023 financial year, the EMRC Council resolved to carry out the following trading undertakings:

### Regional Waste Collection

A Major Trading Undertaking for a Regional Waste Collection was approved by the EMRC Council during the financial year following public consultation. The Major Trading Undertaking was to establish a regional waste collection

service for Participant member Councils for the collection of kerbside waste, bulk waste and recycling collections which is a logical progression of the services provided by the EMRC. This undertaking commenced with the Shire of Mundaring from 1 July 2023.

### Air Pollution Control Residue

At its meeting on 23 March 2023, following public consultation, the EMRC Council adopted the Business Plan for a Major Trading Undertaking for an Air Pollution Control Residue (APCr) processing plant to be constructed on part of Lot 10 of the Red Hill Waste Management Facility (RHWMF).

This forms an integral part of the overall Development Plan for Red Hill. The development of this part of the RHWMF has been planned for over a number of years and is part of the strategic development of the facility over the next 20 years. The construction of an APCr plant is consistent with the licensed use of the site and the on-going provision of new resource recovery services at this facility. As at 30 June 2023, no transaction had been finalised.

## Payments to Employees

11 EMRC employees were paid an annual salary (inclusive of allowances) of \$140,000 or more. The table below is a breakdown of EMRC employee salaries above \$140,000.

EMPLOYEES REMUNERATION	
Salary Range \$	No
140,000 - 149,999	2
150,000 - 159,999	1
160,000 - 169,999	1
170,000 - 179,999	2
190,000 - 199,999	1
200,000 - 209,999	1
210,000 - 219,999	1
290,000 - 299,999	2
<b>TOTAL</b>	<b>11</b>

The CEO's remuneration package is \$329,239.35





# 20 Annual Financial Report

For the year ended 30 June 2023





# 21 Statement by Chief Executive Officer

## EASTERN METROPOLITAN REGIONAL COUNCIL FINANCIAL REPORT FOR THE YEAR ENDED 30 JUNE 2023

*Local Government Act 1995*  
*Local Government (Financial Management) Regulations 1996*

### STATEMENT BY CEO

The accompanying financial report of the Eastern Metropolitan Regional Council has been prepared in compliance with the provisions of the *Local Government Act 1995* from proper accounts and records to present fairly the financial transactions for the reporting period ended 30 June 2023 and the financial position as at 30 June 2023.

At the date of signing this statement the particulars included in the financial report are not misleading or inaccurate.

Signed on the 6<sup>th</sup> day of October 2023

  
Chief Executive Officer

MARCUS J. GEISLER  
Name of Chief Executive Officer





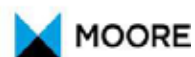


## Statement of Comprehensive Income by Nature and Type

EASTERN METROPOLITAN REGIONAL COUNCIL  
STATEMENT OF COMPREHENSIVE INCOME  
FOR THE YEAR ENDED 30 JUNE 2023

	NOTE	2023 Actual \$	2023 Budget \$	2022 Actual \$
<b>Revenue</b>				
Fees and charges	2(a)	43,576,117	41,484,401	37,889,406
Grants, subsidies and contributions	2(a)	2,559,346	1,892,021	1,967,134
Interest revenue	2(a)	2,376,427	879,453	521,453
Other revenue	2(a)	3,332,191	2,558,840	2,008,217
		51,844,081	46,814,715	42,386,210
<b>Expenses</b>				
Employee costs	2(b)	(12,088,391)	(11,862,596)	(9,740,160)
Materials and contracts		(10,492,355)	(11,056,755)	(7,068,545)
Utility charges		(367,407)	(364,023)	(290,061)
Depreciation		(3,969,028)	(4,286,462)	(4,896,630)
Finance costs	2(b)	(254,430)	0	(150,740)
Insurance		(417,344)	(377,272)	(421,479)
Other expenditure	2(b)	(17,933,267)	(16,405,750)	(13,874,776)
		(45,522,222)	(44,352,858)	(36,442,391)
		6,321,859	2,461,857	5,943,819
Profit on asset disposals		0	115,513	63,074
Loss on asset disposals		(42,716)	0	0
		(42,716)	115,513	63,074
<b>Net result for the period</b>	26(b)	<b>6,279,143</b>	<b>2,577,370</b>	<b>6,006,893</b>
<b>Other comprehensive income for the period</b>				
<i>Items that will not be reclassified subsequently to profit or loss</i>				
Changes in asset revaluation surplus	17	635,245	0	0
<b>Total other comprehensive income for the period</b>	17	<b>635,245</b>	<b>0</b>	<b>0</b>
<b>Total comprehensive income for the period</b>		<b>6,914,388</b>	<b>2,577,370</b>	<b>6,006,893</b>

This statement is to be read in conjunction with the accompanying notes.



## Statement of Financial Position

EASTERN METROPOLITAN REGIONAL COUNCIL  
STATEMENT OF FINANCIAL POSITION  
AS AT 30 JUNE 2023

	NOTE	2023 \$	2022 \$
<b>CURRENT ASSETS</b>			
Cash and cash equivalents	3	28,624,162	24,320,110
Other financial assets	4(a)	51,500,000	56,500,000
Trade and other receivables	5	4,817,450	4,342,797
Inventories	6	32,950	16,301
Other assets	7	20,620	28,039
<b>TOTAL CURRENT ASSETS</b>		<b>84,995,182</b>	<b>85,207,247</b>
<b>NON-CURRENT ASSETS</b>			
Property, plant and equipment	8	93,658,631	86,206,096
Infrastructure	9	35,365,491	35,133,513
<b>TOTAL NON-CURRENT ASSETS</b>		<b>129,024,122</b>	<b>121,339,609</b>
<b>TOTAL ASSETS</b>		<b>214,019,304</b>	<b>206,546,856</b>
<b>CURRENT LIABILITIES</b>			
Trade and other payables	12	6,168,848	5,743,261
Other liabilities	13	629,212	405,480
Employee related provisions	15	2,139,838	1,929,017
Other provisions	16	21,000,517	0
<b>TOTAL CURRENT LIABILITIES</b>		<b>29,938,415</b>	<b>8,077,758</b>
<b>NON-CURRENT LIABILITIES</b>			
Employee related provisions	15	170,792	92,057
Other provisions	16	6,236,355	27,617,687
<b>TOTAL NON-CURRENT LIABILITIES</b>		<b>6,407,147</b>	<b>27,709,744</b>
<b>TOTAL LIABILITIES</b>		<b>36,345,562</b>	<b>35,787,502</b>
<b>NET ASSETS</b>		<b>177,673,742</b>	<b>170,759,354</b>
<b>EQUITY</b>			
Retained surplus		88,296,747	77,146,186
Reserve accounts	28	52,231,361	56,729,632
Revaluation surplus	17	37,145,634	36,883,536
<b>TOTAL EQUITY</b>		<b>177,673,742</b>	<b>170,759,354</b>

This statement is to be read in conjunction with the accompanying notes.





# 24 Statement of Changes in Equity

## EASTERN METROPOLITAN REGIONAL COUNCIL STATEMENT OF CHANGES IN EQUITY FOR THE YEAR ENDED 30 JUNE 2023

	NOTE	RETAINED SURPLUS \$	RESERVE ACCOUNTS \$	REVALUATION SURPLUS \$	TOTAL EQUITY \$
<b>Balance as at 1 July 2021</b>		<b>82,641,476</b>	<b>65,953,610</b>	<b>37,157,892</b>	<b>185,752,978</b>
Comprehensive income for the period					
Net result for the period		6,006,893	0	0	6,006,893
Other comprehensive income for the period					
Revaluation Surplus Reversal	17	274,356	0	(274,356)	0
Total comprehensive income for the period		6,281,249	0	(274,356)	6,006,893
Transfers from reserve accounts	28	30,859,532	(30,859,532)	0	0
Transfers to reserve accounts	28	(21,635,554)	21,635,554	0	0
Provision for City of Belmont payout	16, 22	(21,000,517)	0	0	(21,000,517)
<b>Balance as at 30 June 2022</b>		<b>77,146,186</b>	<b>56,729,632</b>	<b>36,883,536</b>	<b>170,759,354</b>
Comprehensive income for the period					
Net result for the period		6,279,143	0	0	6,279,143
Other comprehensive income for the period					
Movement in site rehabilitation and environmental monitoring provisions	17	0	0	635,245	635,245
Revaluation Surplus Reversal	17	373,147	0	(373,147)	0
Total comprehensive income for the period		6,652,290	0	262,098	6,914,388
Transfers from reserve accounts	28	34,234,867	(34,234,867)	0	0
Transfers to reserve accounts	28	(29,736,596)	29,736,596	0	0
<b>Balance as at 30 June 2023</b>		<b>88,296,747</b>	<b>52,231,361</b>	<b>37,145,634</b>	<b>177,673,742</b>

This statement is to be read in conjunction with the accompanying notes.

# 25 Statement of Cash Flows

## EASTERN METROPOLITAN REGIONAL COUNCIL STATEMENT OF CASH FLOWS FOR THE YEAR ENDED 30 JUNE 2023

### CASH FLOWS FROM OPERATING ACTIVITIES

#### Receipts

	2023 Actual \$	2022 Actual \$
Fees and charges	43,422,838	37,101,399
Operating grants, subsidies and contributions	2,559,346	1,967,134
Interest revenue	2,055,054	521,453
Goods and services tax received	4,941,543	4,243,789
Other revenue	3,332,191	2,008,217
	56,310,972	45,841,992

#### Payments

Employee costs	(11,687,415)	(9,494,588)
Materials and contracts	(12,480,893)	(15,500,535)
Utility charges	(367,407)	(290,061)
Finance costs	0	(150,740)
Insurance paid	(417,344)	(421,479)
Goods and services tax paid	(2,424,336)	(2,383,651)
Other expenditure	(17,881,353)	(13,883,550)
	(45,258,748)	(42,124,604)

**Net cash provided by (used in) operating activities** 18(b) 11,052,224 3,717,388

### CASH FLOWS FROM INVESTING ACTIVITIES

Payments for purchase of property, plant & equipment	8(a) (10,505,313)	(9,173,718)
Payments for construction of infrastructure	9(a) (1,445,769)	(1,947,160)
Proceeds from sale of property, plant & equipment	202,910	362,455
Net proceeds/(payments) for financial assets at amortised cost	5,000,000	(24,000,000)

**Net cash provided by (used in) investing activities** (6,748,172) (34,758,423)

**Net increase (decrease) in cash held** 4,304,052 (31,041,035)

Cash at beginning of year 24,320,110 55,361,145

**Cash and cash equivalents at the end of the year** 18(a) 28,624,162 24,320,110

This statement is to be read in conjunction with the accompanying notes.

## STATEMENT OF CASH FLOWS

## EASTERN METROPOLITAN REGIONAL COUNCIL STATEMENT OF FINANCIAL ACTIVITY FOR THE YEAR ENDED 30 JUNE 2023

### OPERATING ACTIVITIES

#### Revenue from operating activities

	2023 Actual \$	2023 Budget* \$	2022 Actual \$
Fees and charges	43,576,117	0	37,889,406
Grants, subsidies and contributions	2,559,346	0	1,967,134
Interest revenue	2,376,427	0	521,453
Other revenue	3,332,191	0	2,008,217
Profit on asset disposals	0	0	63,074

51,844,081 0 42,449,284

#### Expenditure from operating activities

Employee costs	(12,088,391)	0	(9,740,160)
Materials and contracts	(10,492,355)	0	(7,068,545)
Utility charges	(367,407)	0	(290,061)
Depreciation	(3,969,028)	0	(4,896,630)
Finance costs	(254,430)	0	(150,740)
Insurance	(417,344)	0	(421,479)
Other expenditure	(17,933,267)	0	(13,874,776)
Loss on asset disposals	(42,716)	0	0

(45,564,938) 0 (36,442,391)

Non-cash amounts excluded from operating activities

**Amount attributable to operating activities** 27(a) (16,603,693) 0 26,078,804

(10,324,550) 0 32,085,697

### INVESTING ACTIVITIES

#### Inflows from investing activities

Proceeds from disposal of assets	202,910	0	362,455
	202,910	0	362,455

#### Outflows from investing activities

Purchase of property, plant and equipment	8(a) (10,505,313)	0	(9,173,717)
Purchase and construction of infrastructure	9(a) (1,445,769)	0	(1,947,161)

(11,951,082) 0 (11,120,878)

**Amount attributable to investing activities** (11,748,172) 0 (10,758,423)

### FINANCING ACTIVITIES

#### Inflows from financing activities

Transfers from reserve accounts	28 34,234,867	0	30,859,532
	34,234,867	0	30,859,532

#### Outflows from financing activities

Transfers to reserve accounts	28 (29,736,596)	0	(21,635,554)
	(29,736,596)	0	(21,635,554)

**Amount attributable to financing activities** 4,498,271 0 9,223,978

### MOVEMENT IN SURPLUS OR DEFICIT

#### Surplus or deficit at the start of the financial year

Amount attributable to operating activities	27(b) 20,399,857	0	(10,151,395)
Amount attributable to investing activities	(10,324,550)	0	32,085,697
Amount attributable to financing activities	(11,748,172)	0	(10,758,423)

4,498,271 0 9,223,978

**Surplus or deficit after imposition of general rates** 27(b) 2,825,406 0 20,399,857

This statement is to be read in conjunction with the accompanying notes.

\*The name of the Rate Setting Statement was changed to the Statement of Financial Activity in the second tranche of *Local Government (Financial Management) Regulations 1996* amendments that were gazetted on 30 June 2023. The EMRC 2022-2023 Annual Budget which was adopted the previous year on 23 June 2022 did not include a Rate Setting Statement as the EMRC does not have rate payers and do not have general rates information and accordingly there is nothing to disclose in the budget column of the Statement of Financial Activity.



# Notes to and forming part of the Financial Report

## EASTERN METROPOLITAN REGIONAL COUNCIL NOTES TO AND FORMING PART OF THE FINANCIAL REPORT FOR THE YEAR ENDED 30 JUNE 2023

### 1. BASIS OF PREPARATION

The financial report of the Eastern Metropolitan Regional Council (EMRC) which is a Class 2 local government comprises general purpose financial statements which have been prepared in accordance with the Local Government Act 1995 and accompanying regulations.

#### Local Government Act 1995 requirements

Section 6.4(2) of the *Local Government Act 1995* read with the *Local Government (Financial Management) Regulations 1996* prescribe that the financial report be prepared in accordance with the *Local Government Act 1995* and, to the extent that they are not inconsistent with the Act, the Australian Accounting Standards. The Australian Accounting Standards (as they apply to local governments and not-for-profit entities) and Interpretations of the Australian Accounting Standards Board were applied where no inconsistencies exist.

The *Local Government (Financial Management) Regulations 1996* specify that vested land is a right-of-use asset to be measured at cost, and is considered a zero cost concessionary lease. All right-of-use assets under zero cost concessionary leases are measured at zero cost rather than at fair value, except for vested improvements on concessionary land leases such as roads, buildings or other infrastructure which continue to be reported at fair value, as opposed to the vested land which is measured at zero cost. The measurement of vested improvements at fair value is a departure from AASB 16 which would have required the council to measure any vested improvements at zero cost.

Accounting policies which have been adopted in the preparation of this financial report have been consistently applied unless stated otherwise. Except for cash flow and rate setting information, the financial report has been prepared on the accrual basis and is based on historical costs, modified, where applicable, by the measurement at fair value of selected non-current assets, financial assets and liabilities.

#### The local government reporting entity

All funds through which the council controls resources to carry on its functions have been included in the financial statements forming part of this financial report.

All monies held in the Trust Fund are excluded from the financial statements. A separate statement of those monies appears at Note 29 of the financial report.

#### Judgements and estimates

The preparation of a financial report in conformity with Australian Accounting Standards requires management to make judgements, estimates and assumptions that effect the application of policies and reported amounts of assets and liabilities, income and expenses.

The estimates and associated assumptions are based on historical experience and various other factors that are believed to be reasonable under the circumstances; the results of which form the basis of making the judgements about carrying values of assets and liabilities that are not readily apparent from other sources. Actual results may differ from these estimates.

The balances, transactions and disclosures impacted by accounting estimates are as follows:

- estimated fair value of certain financial assets
- impairment of financial assets
- estimation of fair values of land and buildings, and infrastructure

#### Initial application of accounting standards

During the current year, the following new or revised Australian Accounting Standards and Interpretations were applied for the first time.

- AASB 2020-3 Amendments to Australian Accounting Standards - Annual Improvements 2018-2020 and Other Amendments
- AASB 2020-6 Amendments to Australian Accounting Standards - Classification of Liabilities as Current or Non-current - Deferral of Effective Date
- AASB 2021-7a Amendments to Australian Accounting Standards - Effective Date of Amendments to AASB 10 and AASB 128 and Editorial Corrections [general editorials]
- AASB 2021-3 Amendments to Australian Accounting Standards - Illustrative Examples for Not-for-Profit Entities accompanying AASB 15

These amendments have no material impact on the current annual financial report

#### New accounting standards for application in future years

The following new accounting standards will have application to local government in future years:

- AASB 2014-10 Amendments to Australian Accounting Standards - Sale or Contribution of Assets between an Investor and its Associate or Joint Venture
- AASB 2020-1 Amendments to Australian Accounting Standards - Classification of Liabilities as Current or Non-current
- AASB 2021-2 Amendments to Australian Accounting Standards - Disclosure of Accounting Policies or Definition of Accounting Estimates  
This standard will result in a terminology change for significant accounting policies
- AASB 2021-7c Amendments to Australian Accounting Standards - Effective Date of Amendments to AASB 10 and AASB 128 and Editorial Corrections [deferred AASB 10 and AASB 128 amendments in AASB 2014-10 apply]
- AASB 2021-5 Amendments to Australian Accounting Standards - Lease Liability in a Sale and Leaseback
- AASB 2022-6 Amendments to Australian Accounting Standards - Non-current Liabilities with Covenants
- AASB 2022-7 Editorial Corrections to Australian Accounting Standards and Repeal of Superseded and Redundant Standards
- AASB 2022-10 Amendments to Australian Accounting Standards - Fair Value Measurement of Non-Financial Assets of Not-for-Profit Public Sector Entities

The amendment may result in changes to the fair value of non-financial assets. The impact is yet to be quantified.

Except as described above these amendments are not expected to have any material impact on the financial report on initial application.

## NOTES TO AND FORMING PART OF THE FINANCIAL REPORT

### EASTERN METROPOLITAN REGIONAL COUNCIL NOTES TO AND FORMING PART OF THE FINANCIAL REPORT FOR THE YEAR ENDED 30 JUNE 2023

### 2. REVENUE AND EXPENSES

#### (a) Revenue

##### Contracts with customers

Recognition of revenue is dependant on the source of revenue and the associated terms and conditions associated with each source of revenue and recognised as follows:

Revenue Category	Nature of goods and services	When obligations typically satisfied	Payment terms	Returns/Refunds/Warranties	Timing of revenue recognition
Fees and Charges	Waste treatment, recycling and disposal services at the waste disposal facilities and consulting services	At time of waste disposal or at time of consultancies	Cash or 14 days from invoice date or as negotiated	Not applicable	Recognised upon disposal of waste at the waste disposal facilities or when consultancy obligations have been met.
Grants, subsidies and contributions	Grants	Over time based on grant conditions	Based on grant conditions set by funding body	Unexpended grants based on grant conditions	Recognised upon fulfilment of grant conditions
	Contributions	Completion of project or project milestone	Set by mutual agreement with the funding body	Not applicable	Recognised upon fulfilment of contribution conditions
Interest Earnings	Interest Earnings	Based on accruals over time up to and including maturity	Upon maturity of investment	Not applicable	Recognised on the monthly balance date of the financial report
Other Revenue	Reimbursements	Based on reconciliation of monthly income and expenditure or submission of insurance claims	14 days from invoice date or settlement of insurance claims	Not applicable	Recognised when the monthly income and expenditure at the Transfer Stations managed by the EMRC has been reconciled or upon settlement of insurance claims.
	Sales of Products	At time of product sales	Cash or 14 days from invoice date or as negotiated	Upon faulty product only	Recognised upon the sale of products from EMRC facilities
	Royalty Income	At time of electriCouncil generation by third party	Quarterly for royalty payments and as and when Renewable Energy Certificates are sold	Not applicable	Recognised upon receipt of funds based on the electriCouncil generation from landfill gas by third party
	Rebate Income	Annually for Insurance rebates and monthly for diesel fuel rebates	Reduction on monthly Business Activity Statement return and as distributed by insurance company	Not applicable	Recognised when the monthly diesel fuel rebate is calculated based on diesel usage during the month and upon receipt of funds for insurance rebates

#### Revenue Recognition

Revenue recognised during the year under each basis of recognition by nature of goods or services is provided in the table below:

#### FOR THE YEAR ENDED 30 JUNE 2023

Nature	Contracts with customers	Capital grant/contributions	Statutory Requirements	Other	Total
	\$	\$	\$	\$	\$
Fees and charges	43,576,117	0	0	0	43,576,117
Grants, subsidies and contributions	149,950	0	0	2,409,396	2,559,346
Interest revenue	0	0	0	2,376,427	2,376,427
Other revenue	521,256	0	0	2,810,935	3,332,191
Total	44,247,323	0	0	7,596,758	51,844,081

#### FOR THE YEAR ENDED 30 JUNE 2022

Nature	Contracts with customers	Capital grant/contributions	Statutory Requirements	Other	Total
	\$	\$	\$	\$	\$
Fees and charges	33,649,688	0	0	4,239,718	37,889,406
Grants, subsidies and contributions	188,553	0	0	1,778,581	1,967,134
Interest revenue	0	0	0	521,453	521,453
Other revenue	375,993	0	0	1,632,224	2,008,217
Total	34,214,234	0	0	8,171,976	42,386,210

EASTERN METROPOLITAN REGIONAL COUNCIL  
NOTES TO AND FORMING PART OF THE FINANCIAL REPORT  
FOR THE YEAR ENDED 30 JUNE 2023

2. REVENUE AND EXPENSES (Continued)

(a) Revenue (Continued)	Note	2023 Actual \$	2022 Actual \$
<b>Interest revenue</b>			
Interest on reserve account funds		1,704,816	375,654
Interest on municipal cash and investments		671,178	47,504
Interest from other sources		433	98,295
		2,376,427	521,453
<b>Other revenue</b>			
Sale of Products		1,903,924	1,578,733
Gas Royalty Income		252,284	119,118
Rebate Income		268,972	256,875
Miscellaneous Income		293,505	53,491
Dividend from liquidator of Lehman Brothers Australia		613,506	0
		3,332,191	2,008,217
<b>(b) Expenses</b>			
<b>Auditors remuneration</b>			
- Audit of the Annual Financial Report		47,000	41,600
- Other services – grant acquittals		0	600
		47,000	42,200
<b>Employee Costs</b>			
Employee benefit costs		11,445,355	9,372,382
Other employee costs		643,036	367,778
		12,088,391	9,740,160
<b>Finance costs</b>			
Other provisions: Unwinding of discount		254,430	150,740
		254,430	150,740
<b>Other expenditure</b>			
State landfill levy		14,118,567	12,293,369
Other expenses		2,239,500	1,740,919
FOGO contribution adjustment to member Councils*		1,575,200	0
Increment/(decrement) - Site Rehabilitation Provision**		0	(104,222)
Increment/(decrement) - Environmental Monitoring Provision**		0	(55,290)
		17,933,267	13,874,776

\*A contribution adjustment of \$1,575,200 was paid to the EMRC's member Councils for the implementation of the FOGO (food organics and garden organics) collection process. In the event that a member Council does not implement FOGO collection process, the contribution paid to the member Council is to be refunded to the EMRC.

\*\*The movement in provision of \$635,245 for the year ended 30 June 2023 has been recognised through other comprehensive income in accordance with AASB Interpretation 1. Prior year figures have not been amended as the net impact is immaterial.

EASTERN METROPOLITAN REGIONAL COUNCIL  
NOTES TO AND FORMING PART OF THE FINANCIAL REPORT  
FOR THE YEAR ENDED 30 JUNE 2023

3. CASH AND CASH EQUIVALENTS

Note	2023 \$	2022 \$
Cash at bank and on hand	26,624,162	5,820,110
Term deposits	2,000,000	18,500,000
<b>Total cash and cash equivalents</b>	<b>28,624,162</b>	<b>24,320,110</b>
Held as		
- Unrestricted cash and cash equivalents	26,330,588	10,312,354
- Restricted cash and cash equivalents	2,293,574	14,007,756
	28,624,162	24,320,110

**SIGNIFICANT ACCOUNTING POLICIES**  
**Cash and cash equivalents**  
Cash and cash equivalents include cash on hand, cash at bank, deposits available on demand with banks and other short term highly liquid investments with original maturities of three months or less that are readily convertible to known amounts of cash and which are subject to an insignificant risk of changes in value.  
  
Bank overdrafts are reported as short term borrowings in current liabilities in the statement of financial position.

**Restricted financial assets**  
Restricted financial asset balances are not available for general use by the local government due to externally imposed restrictions. Restrictions are specified in an agreement, contract or legislation. This applies to reserve accounts, unspent grants, subsidies and contributions and unspent loans that have not been fully expended in the manner specified by the contributor, legislation or loan agreement and for which no liability has been recognised.

4. OTHER FINANCIAL ASSETS

(a) Current assets	2023 \$	2022 \$
Financial assets at amortised cost	51,500,000	56,500,000
	51,500,000	56,500,000
<b>Other financial assets at amortised cost</b>		
Term deposits	51,500,000	56,500,000
	51,500,000	56,500,000
Held as		
- Unrestricted other financial assets at amortised cost	1,221,213	13,763,677
- Restricted other financial assets at amortised cost	50,278,787	42,736,323
	51,500,000	56,500,000

**SIGNIFICANT ACCOUNTING POLICIES**  
**Other financial assets at amortised cost**  
The Council classifies financial assets at amortised cost if both of the following criteria are met:  
- the asset is held within a business model whose objective is to collect the contractual cashflows, and  
- the contractual terms give rise to cash flows that are solely payments of principal and interest.  
  
Fair values of financial assets at amortised cost are not materially different to their carrying amounts, since the interest receivable on those assets is either close to current market rates or the assets are of a short term nature. Non-current financial assets at amortised cost fair values are based on discounted cash flows using a current market rates. They are classified as level 2 fair values in the fair value hierarchy (see Note 25 (i)) due to the observable market rates).  
  
Interest received is presented under cashflows from operating activities in the Statement of Cash Flows where it is earned from financial assets that are held for cash management purposes.

**Financial assets at fair value through profit or loss**  
The Council has elected to classify the following financial assets at fair value through profit or loss:  
- debt investments which do not qualify for measurement at either amortised cost or fair value through other comprehensive income.  
- equity investments which the Council has elected to recognise as fair value gains and losses through profit or loss.  
  
**Impairment and risk**  
Information regarding impairment and exposure to risk can be found at Note 23.

EASTERN METROPOLITAN REGIONAL COUNCIL  
NOTES TO AND FORMING PART OF THE FINANCIAL REPORT  
FOR THE YEAR ENDED 30 JUNE 2023

5. TRADE AND OTHER RECEIVABLES

	Note	2023	2022
		\$	\$
<b>Current</b>			
Trade receivables		4,110,577	4,052,674
Other receivables		36,474	45,933
Accrued interest		574,526	253,152
Loan receivables*		1,382,549	1,278,983
Allowance for credit losses of trade receivables	23(b)	(1,286,676)	(1,287,945)
		4,817,450	4,342,797

\*The carrying amounts of the loan receivables includes the loans on commercial terms between the EMRC and Anergy Australia Pty Ltd and the EMR and Shire of Mundaring.

\*The balance of the loan receivable from Anergy Australia Pty Ltd as at 30 June 2023 of \$1,277,983 (\$1,278,983 as at 30 June 2022) has been fully impaired as the Company is under voluntary liquidation.

Disclosure of opening and closing balances related to contracts with customers

Information about receivables from contracts with customers along with financial assets and associated liabilities arising from transfers to enable the acquisition or construction of recognisable non financial assets is:

	Note	30 June 2023 Actual	30 June 2022 Actual	1 July 2021 Actual
		\$	\$	\$
Trade and other receivables from contracts with customers		6,104,126	5,630,742	4,627,307
Allowance for credit losses of trade receivables	5	(1,286,676)	(1,287,945)	(1,196,020)
Total trade and other receivables from contracts with customers		4,817,450	4,342,797	3,431,287

SIGNIFICANT ACCOUNTING POLICIES

Trade receivables

Trade receivables are amounts receivable from contractual arrangements with customers for goods sold, services performed or grants or contributions with sufficiently specific performance obligations as part of the ordinary course of business.

Other Receivables

Other receivables are amounts receivable from contractual arrangements with third parties other than contracts with customers including grants for the construction of recognisable non financial assets.

Measurement

Trade and other receivables are recognised initially at the amount of the transaction price, unless they contain a significant financing component, and are to be recognised at fair value.

Classification and subsequent measurement

Receivables which are generally due for settlement within 30 days except rates receivables which are expected to be collected within 12 months are classified as current assets. All other receivables such as, deferred pensioner rates receivable after the end of the reporting period are classified as non-current assets.

Trade and other receivables are held with the objective to collect the contractual cashflows and therefore the Council measures them subsequently at amortised cost using the effective interest rate method.

Due to the short term nature of current receivables, their carrying amount is considered to be the same as their fair value. Non-current receivables are indexed to inflation, any difference between the face value and fair value is considered immaterial.

Impairment and risk exposure

Information about the impairment of trade receivables and their exposure to credit risk and interest rate risk can be found in Note 23.

EASTERN METROPOLITAN REGIONAL COUNCIL  
NOTES TO AND FORMING PART OF THE FINANCIAL REPORT  
FOR THE YEAR ENDED 30 JUNE 2023

6. INVENTORIES

	Note	2023	2022
		\$	\$
<b>Current</b>			
Fuel and materials		32,950	16,301
		32,950	16,301
The following movements in inventories occurred during the year:			
<b>Balance at beginning of year</b>		16,301	36,424
Inventories expensed during the year		(1,288,306)	(902,831)
Additions to inventory		1,304,955	882,708
<b>Balance at end of year</b>		32,950	16,301

SIGNIFICANT ACCOUNTING POLICIES

General

Inventories are measured at the lower of cost and net realisable value.

Net realisable value is the estimated selling price in the ordinary course of business less the estimated costs of completion and the estimated costs necessary to make the sale.

## NOTES TO AND FORMING PART OF THE FINANCIAL REPORT

### EASTERN METROPOLITAN REGIONAL COUNCIL NOTES TO AND FORMING PART OF THE FINANCIAL REPORT FOR THE YEAR ENDED 30 JUNE 2023

#### 7. OTHER ASSETS

	2023	2022
	\$	\$
<b>Other assets - current</b>		
Prepayments	20,620	28,039
	20,620	28,039

#### SIGNIFICANT ACCOUNTING POLICIES

##### Other current assets

Other non-financial assets include prepayments which represent payments in advance of receipt of goods or services or that part of expenditure made in one accounting period covering a term extending beyond that period.

## NOTES TO AND FORMING PART OF THE FINANCIAL REPORT

### EASTERN METROPOLITAN REGIONAL COUNCIL NOTES TO AND FORMING PART OF THE FINANCIAL REPORT FOR THE YEAR ENDED 30 JUNE 2023

#### 8. PROPERTY, PLANT AND EQUIPMENT

##### (a) Movements in Balances

Movement in the balances of each class of property, plant and equipment between the beginning and the end of the current financial year.

	Land	Buildings	Total land and buildings	Furniture and fittings	Plant and equipment	Artworks	Work in progress	Total
	\$	\$		\$	\$	\$	\$	\$
<b>Balance at 1 July 2021</b>	47,850,000	6,506,874	54,356,874	42,649	13,774,609	83,800	11,475,657	79,733,589
Additions	257	26,060	26,317	66,633	1,557,485	0	7,523,282	9,173,717
Disposals	0	0	0	0	(282,064)	0	0	(282,064)
Depreciation	0	(233,735)	(233,735)	(14,806)	(2,170,605)	0	0	(2,419,146)
Transfers	0	1,514,572	1,514,572	0	99,188	0	(1,613,760)	0
<b>Balance at 30 June 2022</b>	47,850,257	7,813,771	55,664,028	94,476	12,978,613	83,800	17,385,179	86,206,096
<b>Comprises:</b>								
Gross balance amount at 30 June 2022	47,850,257	8,047,506	55,897,763	117,912	16,992,233	83,800	17,385,179	90,476,887
Accumulated depreciation at 30 June 2022	0	(233,735)	(233,735)	(23,436)	(4,013,620)	0	0	(4,270,791)
<b>Balance at 30 June 2022</b>	47,850,257	7,813,771	55,664,028	94,476	12,978,613	83,800	17,385,179	86,206,096
Additions	0	0	0	0	2,610,337	0	7,894,976	10,505,313
Disposals	0	(94,465)	(94,465)	0	(151,160)	0	0	(245,625)
Work in progress write off	0	0	0	0	0	0	(45,678)	(45,678)
Depreciation	0	(260,320)	(260,320)	(21,957)	(2,479,198)	0	0	(2,761,475)
Transfers	0	1,713,822	1,713,822	0	25,953	0	(1,739,775)	0
<b>Balance at 30 June 2023</b>	47,850,257	9,172,808	57,023,065	72,519	12,984,545	83,800	23,494,702	93,658,631
<b>Comprises:</b>								
Gross balance amount at 30 June 2023	47,850,257	9,661,050	57,511,307	117,911	19,394,464	83,800	23,494,702	100,602,184
Accumulated depreciation at 30 June 2023	0	(488,242)	(488,242)	(45,392)	(6,409,919)	0	0	(6,943,553)
<b>Balance at 30 June 2023</b>	47,850,257	9,172,808	57,023,065	72,519	12,984,545	83,800	23,494,702	93,658,631

EASTERN METROPOLITAN REGIONAL COUNCIL  
NOTES TO AND FORMING PART OF THE FINANCIAL REPORT  
FOR THE YEAR ENDED 30 JUNE 2023

8. PROPERTY, PLANT AND EQUIPMENT (Continued)

(b) Carrying Value Measurements

Asset Class	Fair Value Hierarchy	Valuation Technique	Basis of Valuation	Date of Last Valuation	Inputs Used
(i) Fair Value					
Land and buildings					
Land	2	Market approach	Independent registered valuer	June 2021	Price per square metre.
Buildings	3	Cost Approach	Independent valuer and Management valuation	June 2021	Estimates of residual value, useful life, pattern of consumption and asset condition and relationship to the assessed level of remaining service potential of the depreciable amount.
Level 3 inputs are based on assumptions with regards to future values and patterns of consumption utilising current information. If the basis of these assumptions were varied, they have the potential to result in a significantly higher or lower fair value measurement.					
During the period there were no changes in the valuation techniques used by the local government to determine the fair value of property, plant and equipment using either level 2 or level 3 inputs.					
(ii) Cost					
Furniture and fittings		N/A	N/A	N/A	N/A
Plant and equipment		N/A	N/A	N/A	N/A
Artworks		N/A	N/A	N/A	N/A

EASTERN METROPOLITAN REGIONAL COUNCIL  
NOTES TO AND FORMING PART OF THE FINANCIAL REPORT  
FOR THE YEAR ENDED 30 JUNE 2023

9. INFRASTRUCTURE

(a) Movements in Balances

Movement in the balances of each class of infrastructure between the beginning and the end of the current financial year.

	Landfill cells	Other structures	Post closure assets	Work in progress	Total
	\$	\$	\$	\$	\$
Balance at 1 July 2021	7,233,801	9,126,431	5,616,910	13,704,011	35,681,153
Additions	600,596	38,140	0	1,308,425	1,947,161
Disposals	0	(17,317)	0	0	(17,317)
Depreciation	(2,171,475)	(143,758)	(162,251)	0	(2,477,484)
Transfer	2,187,442	0	0	(2,187,442)	0
Balance at 30 June 2022	7,850,364	9,003,496	5,454,659	12,824,994	35,133,513
Comprises:					
Gross balance at 30 June 2022	10,021,839	9,147,254	5,616,910	12,824,994	37,610,997
Accumulated depreciation at 30 June 2022	(2,171,475)	(143,758)	(162,251)	0	(2,477,484)
Balance at 30 June 2022	7,850,364	9,003,496	5,454,659	12,824,994	35,133,513
Additions	0	16,060	0	1,429,709	1,445,769
Work in progress write off	0	0	0	(6,237)	(6,237)
Depreciation	(878,846)	(145,498)	(183,210)	0	(1,207,554)
Balance at 30 June 2023	6,971,518	8,874,058	5,271,449	14,248,466	35,365,491
Comprises:					
Gross balance at 30 June 2023	10,021,839	9,163,130	5,616,910	14,248,466	39,050,345
Accumulated depreciation at 30 June 2023	(3,050,321)	(289,072)	(345,461)	0	(3,684,854)
Balance at 30 June 2023	6,971,518	8,874,058	5,271,449	14,248,466	35,365,491

EASTERN METROPOLITAN REGIONAL COUNCIL  
NOTES TO AND FORMING PART OF THE FINANCIAL REPORT  
FOR THE YEAR ENDED 30 JUNE 2023

9. INFRASTRUCTURE (Continued)

(b) Carrying Value Measurements

Asset Class	Fair Value Hierarchy	Valuation Technique	Basis of Valuation	Date of Last Valuation	Inputs Used
(i) Fair Value					
Landfill cells	3	Cost approach using current replacement cost	Management valuation	June 2021	Construction costs and current condition, residual values and remaining useful life assessments inputs
Other structures	3	Cost approach using current replacement cost	Independent valuer and Management valuation	June 2021	Construction costs and current condition, residual values and remaining useful life assessments inputs
Post closure assets	3	Cost approach using current replacement cost	Management valuation	June 2021	Construction costs and current condition, residual values and remaining useful life assessments inputs

Level 3 inputs are based on assumptions with regards to future values and patterns of consumption utilising current information. If the basis of these assumptions were varied, they have the potential to result in a significantly higher or lower fair value measurement.

During the period there were no changes in the valuation techniques used to determine the fair value of infrastructure using level 3 inputs.

EASTERN METROPOLITAN REGIONAL COUNCIL  
NOTES TO AND FORMING PART OF THE FINANCIAL REPORT  
FOR THE YEAR ENDED 30 JUNE 2023

10. FIXED ASSETS

(a) Depreciation

Freehold land, artworks and work-in-progress are not depreciated.

Depreciation rates

Typical estimated useful lives for the different asset classes for the current and prior years are included in the table below:

Asset Class	Useful life
Buildings	7.50 to 100 years (based on components)
Structures	
General	15 to 105 years
Class III and IV Waste Cells	Based on actual usage
Plant	3 to 24 years
Furniture and fittings	3 to 25 years
Equipment	3 to 25 years
Post closure assets	Based on actual usage
Landfill cells	Based on actual usage

There are three general components of cell construction:

- Cell excavation and development costs;
- Cell liner costs; and
- Cell capping costs.

All cell excavation and development costs and cell liner costs are capitalised and depreciated over the useful life of the cell based on the volumetric usage of the landfil cell air space during the year.

Cell capping costs are expensed as they occur as past of ongoing site rehabilitation.

(b) Temporarily Idle or retired from use assets

There are currently no assets held by the Council which are temporarily idle or retired from active use and not classified as held for sale.

(c) Fully Depreciated Assets in Use

The gross carrying value of assets held by the Council which are currently in use yet fully depreciated are shown in the table below.

	2023	2022
	\$	\$
Plant and equipment	480,100	471,100
	480,100	471,100



EASTERN METROPOLITAN REGIONAL COUNCIL  
NOTES TO AND FORMING PART OF THE FINANCIAL REPORT  
FOR THE YEAR ENDED 30 JUNE 2023

10. FIXED ASSETS (Continued)

<p><b>SIGNIFICANT ACCOUNTING POLICIES</b></p> <p><b>Fixed assets</b></p> <p>Each class of fixed assets within either property, plant and equipment or infrastructure, is carried at cost or fair value (as indicated), less any accumulated depreciation and impairment losses.</p> <p><b>Initial recognition and measurement for assets held at cost</b></p> <p>Plant and equipment including furniture and equipment is recognised at cost on acquisition in accordance with <i>Financial Management Regulation 17A</i>. Where acquired at no cost, the asset is initially recognised at fair value. Assets held at cost are depreciated and assessed for indicators of impairment annually.</p> <p><b>Initial recognition and measurement between mandatory revaluation dates for assets held at fair value</b></p> <p>Assets for which the fair value as at the date of acquisition is under \$5,000 are not recognised as an asset in accordance with <i>Financial Management Regulation 17A (5)</i>. These assets are expensed immediately.</p> <p>Where multiple individual low value assets are purchased together as part of a larger asset or collectively forming a larger asset exceeding the threshold, the individual assets are recognised as one asset and capitalised.</p> <p>Upon initial recognition, cost is determined as the amount paid (or other consideration given) to acquire the assets, plus costs incidental to the acquisition. For assets acquired at zero cost or otherwise significantly less than fair value, cost is determined as fair value at the date of acquisition. The cost of non-current assets constructed by the Council includes the cost of all materials used in construction, direct labour on the project and an appropriate proportion of variable and fixed overheads.</p> <p>Individual assets that are land, buildings and infrastructure acquired between scheduled revaluation dates of the asset class in accordance with the Council's revaluation policy, are recognised at cost and disclosed as being at fair value as management believes cost approximates fair value.</p> <p>They are subject to subsequent revaluation at the next revaluation date consistent with <i>Financial Management Regulation 17A(4)</i>.</p> <p><b>Revaluation</b></p> <p>The fair value of land, buildings and infrastructure is determined at least every five years in accordance with the regulatory framework. This includes buildings and infrastructure items which were pre-existing improvements (i.e. vested improvements) on vested land acquired by the Council.</p> <p>At the end of each period, the carrying amount for each asset class is reviewed and, where appropriate, the fair value is updated to reflect current market conditions consistent with <i>Financial Management Regulation 17A(2)</i> which requires land, buildings, infrastructure and vested improvements to be shown at fair value.</p>
---

<p><b>Revaluation (continued)</b></p> <p>For property, plant and equipment and infrastructure, increases in the carrying amount arising on revaluation of asset classes are credited to a revaluation surplus in equity. Decreases that offset previous increases of the same class of asset are recognised against revaluation surplus directly in equity. All other decreases are recognised in profit or loss. Subsequent increases are then recognised in profit or loss to the extent they reverse a net revaluation decrease previously recognised in profit or loss for the same class of asset.</p> <p><b>Depreciation</b></p> <p>The depreciable amount of all property, plant and equipment and infrastructure, are depreciated on a straight-line basis over the individual asset's useful life from the time the asset is held ready for use. Leasehold improvements are depreciated over the shorter of either the unexpired period of the lease or the estimated useful life of the improvements.</p> <p>The assets residual values and useful lives are reviewed, and adjusted if appropriate, at the end of each reporting period.</p> <p><b>Depreciation on revaluation</b></p> <p>When an item of property, plant and equipment and infrastructure is revalued, any accumulated depreciation at the date of the revaluation is treated in one of the following ways:</p> <p>(i) The gross carrying amount is adjusted in a manner that is consistent with the revaluation of the carrying amount of the asset.</p> <p>(ii) Eliminated against the gross carrying amount of the asset and the net amount restated to the revalued amount of the asset.</p> <p><b>Amortisation</b></p> <p>All intangible assets with a finite useful life, are amortised on a straight-line basis over the individual asset's useful life from the time the asset is held ready for use.</p> <p>The residual value of intangible assets is considered to be zero and the useful life and amortisation method are reviewed at the end of each financial year.</p> <p>Amortisation is included within depreciation in the Statement of Comprehensive Income and in Note 10(a).</p> <p><b>Impairment</b></p> <p>An asset's carrying amount is written down immediately to its recoverable amount if the asset's carrying amount is greater than its estimated recoverable amount.</p> <p><b>Gains or losses on disposal</b></p> <p>Gains and losses on disposals are determined by comparing proceeds with the carrying amount. These gains and losses are included in the statement of comprehensive income in the period in which they arise.</p>
--

EASTERN METROPOLITAN REGIONAL COUNCIL  
NOTES TO AND FORMING PART OF THE FINANCIAL REPORT  
FOR THE YEAR ENDED 30 JUNE 2023

11. LEASES

<p>The Council does not currently have any operating leases.</p> <p><b>SIGNIFICANT ACCOUNTING POLICIES</b></p> <p><b>Leases</b></p> <p>At inception of a contract, the Council assesses if the contract contains or is a lease. A contract is, or contains, a lease if the contract conveys the right to control the use of an identified asset for a period of time in exchange for consideration.</p> <p>At the commencement date, a right-of-use asset is recognised at cost and lease liability at the present value of the lease payments that are not paid at that date. The lease payments are discounted using the interest rate implicit in the lease, if that rate can be readily determined. If that rate cannot be readily determined, the Council uses its incremental borrowing rate.</p> <p>All contracts that are classified as short-term leases (i.e. a lease with a term of 12 months or less) and leases of low value assets are recognised as an operating expense on a straight-line basis over the term of the lease.</p>
--

<p><b>Right-of-use assets - measurement</b></p> <p>Right-of-use assets are measured at cost. All right-of-use assets (other than vested improvements) under zero cost concessionary leases are measured at zero cost (i.e. not recognised in the Statement of Financial Position). The exception is vested improvements on concessionary land leases such as roads, buildings or other infrastructure which are reported at fair value.</p> <p>Refer to Note 10 under revaluation for details on the significant accounting policies applying to vested improvements.</p> <p><b>Right-of-use assets - depreciation</b></p> <p>Right-of-use assets are depreciated over the lease term or useful life of the underlying asset, whichever is the shorter. Where a lease transfers ownership of the underlying asset, or the cost of the right-of-use asset reflects that the Council anticipates to exercise a purchase option, the specific asset is depreciated over the useful life of the underlying asset.</p>
---

EASTERN METROPOLITAN REGIONAL COUNCIL  
NOTES TO AND FORMING PART OF THE FINANCIAL REPORT  
FOR THE YEAR ENDED 30 JUNE 2023

12. TRADE AND OTHER PAYABLES

Current

Sundry creditors  
Accrued payroll liabilities  
ATO liabilities

2023	2022
\$	\$
5,679,946	5,311,909
416,145	304,725
72,757	126,627
6,168,848	5,743,261

SIGNIFICANT ACCOUNTING POLICIES

Financial liabilities

Financial liabilities are initially recognised at fair value when the Council becomes a party to the contractual provisions of the instrument.

Non-derivative financial liabilities (excluding financial guarantees) are subsequently measured at amortised cost.

Financial liabilities are derecognised where the related obligations are discharged, cancelled or expired. The difference between the carrying amount of the financial liability extinguished or transferred to another party and any consideration paid, including the transfer of non-cash assets or liabilities assumed, is recognised in profit or loss.

Trade and other payables

Trade and other payables represent liabilities for goods and services provided to the Council prior to the end of the financial year that are unpaid and arise when the Council becomes obliged to make future payments in respect of the purchase of these goods and services. The amounts are unsecured, are recognised as a current liability and are usually paid within 30 days of recognition. The carrying amounts of trade and other payables are considered to be the same as their fair values, due to their short-term nature.

EASTERN METROPOLITAN REGIONAL COUNCIL  
NOTES TO AND FORMING PART OF THE FINANCIAL REPORT  
FOR THE YEAR ENDED 30 JUNE 2023

13. OTHER LIABILITIES

Current

Contract liabilities - Amounts Received in Advance\*  
Contract liabilities - Unspent Grants

2023	2022
\$	\$
288,212	391,033
341,000	14,447
629,212	405,480
<b>Reconciliation of changes in contract liabilities</b>	
Opening balance	0
Additions	405,480
Revenue from contracts with customers included as a contract liability at the start of the period	0
(405,480)	0
629,212	405,480

Contract Liabilities represent the EMRC's performance obligations relating to services to be delivered in the financial year ending 30 June 2024.

\* Amounts Received in Advance from contracts with customers of \$288,212 are unrestricted financial assets.

SIGNIFICANT ACCOUNTING POLICIES

Contract liabilities

Contract liabilities represent the Council's obligation to transfer goods or services to a customer for which the Council has received consideration from the customer.

Contract liabilities represent obligations which are not yet satisfied. Contract liabilities are recognised as revenue when the performance obligations in the contract are satisfied.

Capital grant/contribution liabilities

Capital grant/contribution liabilities represent the Council's obligations to construct recognisable non-financial assets to identified specifications to be controlled by the Council which are yet to be satisfied. Capital grant/contribution liabilities are recognised as income when the obligations in the contract are satisfied.

Fair values for non-current capital grant/contribution liabilities, not expected to be extinguished within 12 months, are based on discounted cash flows of expected cashflows to satisfy the obligations using a current borrowing rate. They are classified as level 3 fair values in the fair value hierarchy (see Note 25(i)) due to the unobservable inputs, including own credit risk.

EASTERN METROPOLITAN REGIONAL COUNCIL  
NOTES TO AND FORMING PART OF THE FINANCIAL REPORT  
FOR THE YEAR ENDED 30 JUNE 2023

14. BORROWINGS

The EMRC does not have any loans or borrowings.

There were no new borrowings during the 2022/2023 financial year.

There were no unspent loans during the 2022/2023 financial year.

**SIGNIFICANT ACCOUNTING POLICIES**  
**Borrowing costs**  
The council has elected to recognise borrowing costs as an expense when incurred regardless of how the borrowings are applied.

Fair values of borrowings are not materially different to their carrying amounts, since the interest payable on those borrowings is either close to current market rates or the borrowings are of a short term nature. Borrowings fair values are based on discounted cash flows using a current borrowing rate. They are classified as level 3 fair values in the fair value hierarchy (see Note 25(i)) due to the unobservable inputs, including own credit risk.

**Risk**  
Information regarding exposure to risk can be found at Note 23.

EASTERN METROPOLITAN REGIONAL Council  
NOTES TO AND FORMING PART OF THE FINANCIAL REPORT  
FOR THE YEAR ENDED 30 JUNE 2023

15. EMPLOYEE RELATED PROVISIONS

Employee Related Provisions	2023	2022
	\$	\$
<b>Current provisions</b>		
<b>Employee benefit provisions</b>		
Annual Leave	1,029,203	903,955
Long Service Leave	814,947	775,239
Other Employee Leave Provision	30,221	26,132
	1,874,371	1,705,326
<b>Other provisions</b>		
Employment on-costs	265,467	223,691
	265,467	223,691
<b>Total current employee related provisions</b>	2,139,838	1,929,017
<b>Non-current provisions</b>		
Long Service Leave	153,258	79,463
	153,258	79,463
<b>Other provisions</b>		
Employment on-costs	17,534	12,594
	17,534	12,594
<b>Total non-current employee related provisions</b>	170,792	92,057
<b>Total employee related provisions</b>	2,310,630	2,021,074

Provision is made for benefits accruing to employees in respect of wages and salaries, annual leave and long service leave and associated on costs for services rendered up to the reporting date and recorded as an expense during the period the services are delivered.

Annual leave liabilities are classified as current, as there is no unconditional right to defer settlement for at least 12 months after the end of the reporting period. Assessments indicate that actual settlement of the liabilities is expected to occur as follows:

Note	2023	2022
	\$	\$
Amounts are expected to be settled on the following basis:		
Less than 12 months after the reporting date	1,324,534	1,317,525
More than 12 months from reporting date	986,096	703,549
	2,310,630	2,021,074

**SIGNIFICANT ACCOUNTING POLICIES**  
**Employee benefits**  
The Council's obligations for employees' annual leave, long service leave and other employee leave entitlements are recognised as employee related provisions in the Statement of Financial Position.

**Short-term employee benefits**  
Provision is made for the Council's obligations for short-term employee benefits. Short-term employee benefits are benefits (other than termination benefits) that are expected to be settled wholly before 12 months after the end of the annual reporting period in which the employees render the related service, including wages, salaries and sick leave. Short-term employee benefits are measured at the (undiscounted) amounts expected to be paid when the obligation is settled.

The Council's obligations for short-term employee benefits such as wages, salaries and sick leave are recognised as a part of current trade and other payables in the statement of financial position.

**Other long-term employee benefits**  
Long-term employee benefits provisions are measured at the present value of the expected future payments to be made to employees. Expected future payments incorporate anticipated future wage and salary levels, durations of service and employee departures and are discounted at rates determined by reference to market yields at the end of the reporting period on government bonds that have maturity dates that approximate the terms of the obligations. Any remeasurements for changes in assumptions of obligations for other long-term employee benefits are recognised in profit or loss in the periods in which the changes occur.

The Council's obligations for long-term employee benefits are presented as non-current provisions in its statement of financial position, except where the Council does not have an unconditional right to defer settlement for at least 12 months after the end of the reporting period, in which case the obligations are presented as current provisions.

## NOTES TO AND FORMING PART OF THE FINANCIAL REPORT

### EASTERN METROPOLITAN REGIONAL COUNCIL NOTES TO AND FORMING PART OF THE FINANCIAL REPORT FOR THE YEAR ENDED 30 JUNE 2023

#### 16. OTHER PROVISIONS

	Site Rehabilitation Provision	Environmental Monitoring Provision	City of Belmont Payout Provision	Total
	\$	\$	\$	\$
<b>Opening balance at 1 July 2022</b>				
Current provisions	0	0	0	0
Non-current provisions	4,509,687	2,107,483	21,000,517	27,617,687
	4,509,687	2,107,483	21,000,517	27,617,687
 Additional provision	0	0	0	0
Amounts used	(419,766)	(215,479)	0	(635,245)
Unused amounts reversed	0	0	0	0
Charged to profit or loss				
- unwinding of discount	173,397	81,033	0	254,430
<b>Balance at 30 June 2023</b>	4,263,318	1,973,037	21,000,517	27,236,872
 <b>Comprises</b>				
Current	0	0	21,000,517	21,000,517
Non-current	4,263,318	1,973,037	0	6,236,355
	4,263,318	1,973,037	21,000,517	27,236,872

#### Other provisions

Amounts which are expected to be paid out within 12 months of the reporting date are classified as current. Exact timing of payment of non-current obligations is unable to be reliably estimated as it is dependent on factors beyond the control of the local government.

#### Site rehabilitation provision

A provision for the future costs associated with closing and restoring the landfill is recognised as liabilities within the financial accounts.

The nature of work planned by Council includes cell capping, landform reconstruction, dismantling of site operating facilities and implementation of a revegetation plan to suit the final land use. The provision is based on the future value of the estimated current costs, determined on a discounted basis.

Increments/decrements in the provision are calculated annually based on the change in the net present value of the future cash outflows of costs for site rehabilitation. The unwinding of the discount is expensed as incurred and recognised in the Statement of Comprehensive Income as a finance cost.

As per the independent engineers report from June 2020, the current value for the rehabilitation of the site has been calculated to be \$7,089,399 and has been deemed sufficient for post closure management purposes. This value will be reviewed on a five yearly cycle.

The costs are measured using the best estimate of the amounts required and is reassessed internally on an annual basis with an independent review being undertaken on a five yearly cycle.

#### Environmental monitoring provision

A provision for the future costs associated with closing and restoring the landfill is recognised as liabilities within the financial accounts.

The nature of work planned by Council includes monitoring of groundwater, surface water, leachate and landfill gas generation.

The provision is based on the future value of the estimated current costs, determined on a discounted basis.

Increments/decrements in the provision are calculated annually based on the change in the net present value of the future cash outflows of costs for environmental monitoring. The unwinding of the discount is expensed as incurred and recognised in the Statement of Comprehensive Income as a finance cost.

As per the independent engineers report from June 2020, the current value for the environmental monitoring of the site has been calculated to be \$3,403,950 and has been deemed sufficient for post closure management purposes. This value will be reviewed on a five yearly cycle.

The costs are measured using the best estimate of the amounts required and is reassessed internally on an annual basis with an independent review being undertaken on a five yearly cycle.

#### City of Belmont Payout Provision

Refer to Note 22 for further details.

#### Provisions

Provisions are recognised when the Council has a present legal or constructive obligation, as a result of past events, for which it is probable that an outflow of economic benefits will result and that outflow can be reliably measured.

Provisions are measured using the best estimate of the amounts required to settle the obligation at the end of the reporting period.

## NOTES TO AND FORMING PART OF THE FINANCIAL REPORT

### EASTERN METROPOLITAN REGIONAL COUNCIL NOTES TO AND FORMING PART OF THE FINANCIAL REPORT FOR THE YEAR ENDED 30 JUNE 2023

#### 17. REVALUATION SURPLUS

	2023 Opening Balance	Revaluation Increment/ (decrement)	Revaluation Writeback on disposals*	2023 Closing Balance	2022 Opening Balance	Revaluation Increment/ (decrement)	Revaluation Writeback on disposals*	2022 Closing Balance
	\$	\$		\$	\$	\$		\$
Revaluation surplus - Land - freehold land	26,804,789	0	0	26,804,789	26,804,789	0	0	26,804,789
Revaluation surplus - Buildings	1,290,137	0	(315,165)	974,972	1,290,137	0	0	1,290,137
Revaluation surplus - Furniture and fittings	23,400	0	0	23,400	23,400	0	0	23,400
Revaluation surplus - Plant and equipment	4,692,037	0	(57,982)	4,634,055	4,962,342	0	(270,305)	4,692,037
Revaluation surplus - Artworks	14,164	0	0	14,164	14,164	0	0	14,164
Revaluation surplus - Other structures	2,389,712	0	0	2,389,712	2,393,763	0	(4,051)	2,389,712
Revaluation surplus - Landfill cells and post closure asset	1,669,297	635,245	0	2,304,542	1,669,297	0	0	1,669,297
	36,883,536	635,245	(373,147)	37,145,634	37,157,892	0	(274,356)	36,883,536

#### \*Revaluation writeback on disposals

This is comprised of the revaluation surplus on assets that were disposed during the financial year. The balance has been transferred to retained surplus in accordance with AASB 116.



## NOTES TO AND FORMING PART OF THE FINANCIAL REPORT

### EASTERN METROPOLITAN REGIONAL COUNCIL NOTES TO AND FORMING PART OF THE FINANCIAL REPORT FOR THE YEAR ENDED 30 JUNE 2023

#### 18. NOTES TO THE STATEMENT OF CASH FLOWS

##### (a) Reconciliation of Cash

For the purposes of the Statement of Cash Flows, cash includes cash and cash equivalents, net of outstanding bank overdrafts. Cash at the end of the reporting period is reconciled to the related items in the Statement of Financial Position as follows:

	Note	2023 Actual \$	2022 Actual \$
Cash and cash equivalents	3	28,624,162	24,320,110
<b>Restrictions</b>			
The following classes of financial assets have restrictions imposed by regulations or other externally imposed requirements which limit or direct the purpose for which the resources may be used:			
- Cash and cash equivalents	3	2,293,574	14,007,756
- Financial assets at amortised cost	4	50,278,787	42,736,323
		52,572,361	56,744,079
The restricted financial assets are a result of the following specific purposes to which the assets may be used:			
Restricted reserve accounts	28	52,231,361	56,729,632
Contract liabilities - Unspent Grant	13	341,000	14,447
<b>Total restricted financial assets</b>		52,572,361	56,744,079
<b>(b) Reconciliation of Net Result to Net Cash Provided By Operating Activities</b>			
Net result		6,279,143	6,006,893
Non-cash items:			
Depreciation/amortisation		3,969,028	4,896,630
(Profit)/loss on sale of asset		42,716	(63,074)
Expected credit losses		0	98,295
Expected credit losses reversed		(1,269)	(6,370)
Finance costs: unwinding of discount		254,430	150,740
Work in progress write off		51,915	0
Changes in assets and liabilities:			
(Increase)/decrease in trade and other receivables		(152,010)	(750,283)
(Increase)/Decrease in accrued interest earnings		(321,374)	(129,649)
(Increase)/decrease in other assets		7,419	4,343
(Increase)/decrease in inventories		(16,649)	20,123
Increase/(decrease) in trade and other payables		425,587	(6,881,339)
Increase/(decrease) in employee related provisions		289,556	125,111
Increase/(decrease) in other provisions		0	(159,512)
Increase/(decrease) in other liabilities		223,732	405,480
Net cash provided by/(used in) operating activities		11,052,224	3,717,388
<b>(c) Undrawn Borrowing Facilities</b>			
<b>Credit Standby Arrangements</b>			
Credit card limit		60,000	60,000
Credit card balance at balance date		(17,241)	(1,799)
<b>Total amount of credit unused</b>		42,759	58,201

## NOTES TO AND FORMING PART OF THE FINANCIAL REPORT

### EASTERN METROPOLITAN REGIONAL COUNCIL NOTES TO AND FORMING PART OF THE FINANCIAL REPORT FOR THE YEAR ENDED 30 JUNE 2023

#### 19. CONTINGENT LIABILITIES

Contingent liabilities at balance date, not otherwise provided for in the financial statements, relate to an action by Lehman Brothers in the United States Bankruptcy Court.

On 9 May 2007 EMRC invested \$450,000 into Federation notes.

On 30 Oct 2008, in common with hundreds of other investors in the Federation notes, this investment of \$450,000 was fully repaid to the EMRC.

Subsequently Lehman Brothers Special Financing Inc. commenced an action in the United States Bankruptcy Court, Southern District of New York, No. 10 - 803547 applying for an order for all investors to repay the amounts paid.

It is the opinion of the attorney representing the EMRC in this action that the claim will not be decided until post 2023.

#### 20. CAPITAL COMMITMENTS

Contracted for:

- capital expenditure projects
- plant & equipment purchases

Payable:

- not later than one year

2023	2022
\$	\$
1,525,219	2,841,262
1,732,600	1,113,976
3,257,819	3,955,238
3,257,819	3,955,238

EASTERN METROPOLITAN REGIONAL COUNCIL  
NOTES TO AND FORMING PART OF THE FINANCIAL REPORT  
FOR THE YEAR ENDED 30 JUNE 2023

21. RELATED PARTY TRANSACTIONS

(a) Elected Member Remuneration

	Note	2023	2023	2022
		Actual	Budget	Actual
Fees, expenses and allowances to be paid or reimbursed to council members and the Chairman.		\$	\$	\$
Councillors' meeting fees		75,768	97,416	89,495
Chairman's meeting fees		20,565	16,235	20,064
Deputy Councillors' meeting fees		1,952	12,343	1,428
Deputy Chairman's meeting fees		5,141	0	0
Chairman's Local Government fee		16,235	20,565	15,839
Deputy Chairman's Local Government fee		21,648	5,141	10,560
Travel and accommodation expenses		2,258	0	1,175
21(b)		143,567	151,700	138,561

(b) Key Management Personnel (KMP) Compensation

	Note	2023	2022
		Actual	Actual
The total of compensation paid to KMP of the Council during the year are as follows:		\$	\$
Short-term employee benefits		1,108,068	935,098
Post-employment benefits		145,531	126,763
Employee - other long-term benefits		128,075	114,538
Council member costs	21(a)	143,567	138,561
		1,525,241	1,314,960

*Short-term employee benefits*  
These amounts include all salary and fringe benefits awarded to KMP except for details in respect to fees and benefits paid to council members which may be separately found in the table above.

*Post-employment benefits*  
These amounts are the current-year's cost of the Council's superannuation contributions made during the year.

*Other long-term benefits*  
These amounts represent annual leave and long service leave entitlements accruing during the year.

*Termination benefits*  
These amounts represent termination benefits paid to KMP (Note: may or may not be applicable in any given year).

*Council member costs*  
These amounts represent payments of member fees, expenses, allowances and reimbursements during the year.

EASTERN METROPOLITAN REGIONAL COUNCIL  
NOTES TO AND FORMING PART OF THE FINANCIAL REPORT  
FOR THE YEAR ENDED 30 JUNE 2023

21. RELATED PARTY TRANSACTIONS

Transactions with related parties

Transactions between related parties and the Council are on normal commercial terms and conditions, no more favourable than those available to other parties, unless otherwise stated.  
No outstanding balances or provisions for doubtful debts or guarantees exist in relation to related parties at year end.

	2023	2022
	Actual	Actual
In addition to KMP compensation above the following transactions occurred with related parties:	\$	\$
<b>Member Councils</b>		
Sale of goods and services	27,075,815	28,063,188
Purchase of goods and services	216,575	222,349
FOGO contribution adjustment to member councils	1,575,200	0
<b>Amounts outstanding from related parties:</b>		
Trade and other receivables	2,289,375	2,512,059
<b>Amounts payable to related parties:</b>		
Trade and other payables	0	0

Related Parties

The Council's main related parties are as follows:

- i. *Key management personnel*  
Any person(s) having authority and responsibility for planning, directing and controlling the activities of the entity, directly or indirectly, including any council member, are considered key management personnel and are detailed in Notes 21(a) and 21(b).
- ii. *Other Related Parties*  
The associate person of Key Management Personnel employed by the Council under normal employment terms and conditions, and all the close family members and the controlled or jointly controlled entities of the key management personnel.
- iii. *Entities subject to significant influence by the Council*  
Any entity that has the power to participate in the financial and operating policy decisions of an entity, but does not have control over those policies, is an entity which holds significant influence.  
Significant influence may be gained by share ownership, statute or agreement.

EASTERN METROPOLITAN REGIONAL COUNCIL  
NOTES TO AND FORMING PART OF THE FINANCIAL REPORT  
FOR THE YEAR ENDED 30 JUNE 2023

22. INTEREST IN THE EMRC

The following table shows the total interest in the EMRC as at year end:

Member Council	2023		2022	
	%	\$	%	\$
Town of Bassendean	4.69	8,328,620	4.72	8,057,038
City of Bayswater	20.37	36,194,706	20.27	34,616,969
City of Kalamunda	17.29	30,718,215	17.49	29,871,503
Shire of Mundaring	11.43	20,305,412	11.53	19,681,971
City of Swan	46.22	82,126,789	45.99	78,531,873
<b>Total Equity</b>	<b>100.00</b>	<b>177,673,742</b>	<b>100.00</b>	<b>170,759,354</b>

The EMRC participating Member Councils' interest distributions have been calculated in accordance with clause 9.4 of the Eastern Metropolitan Regional Council Establishment Agreement.

The City of Belmont issued its Notice of Withdrawal from the EMRC on 23 December 2020. The effective date of the withdrawal is after the 30 June 2021. Consequently, the withdrawal took effect from 1 July 2021.

A provision of \$21,000,517 was made as at 30 June 2022 for the City of Belmont equity payment. No changes to the provision balance were noted as at 30 June 2023. This value will be adjusted once the final payment value has been finalised in the next financial year. (Refer to Note 16).

The City of Kalamunda issued its Notice of Withdrawal from the EMRC on 22 November 2022. The effective date of the withdrawal is after the 30 June 2023. Consequently, the withdrawal takes effect from 1 July 2023. The financial report is prepared on the basis that the City of Kalamunda is a Participant of the EMRC as at balance date, 30 June 2023 and its share of the equity is represented in the notes to the accounts. The value of the City of Kalamunda's equity is indicative only and not necessary equal to the value it is entitled to in withdrawal. The City of Kalamunda's equity entitlement is subject to a different valuation methodology and process prescribed in the Establishment Agreement for withdrawing participants. At present, a separate process is in progress and the value is not finalised.

EASTERN METROPOLITAN REGIONAL COUNCIL  
NOTES TO AND FORMING PART OF THE FINANCIAL REPORT  
FOR THE YEAR ENDED 30 JUNE 2023

23. FINANCIAL RISK MANAGEMENT

This note explains the Council's exposure to financial risks and how these risks could affect the Council's future financial performance.

Risk	Exposure arising from	Measurement	Management
<b>Market risk - interest rates</b>	Long term borrowings at variable rates	Sensitivity analysis	Utilise fixed interest rate borrowings
<b>Credit risk</b>	Cash and cash equivalents, trade receivables, financial assets and debt investments	Aging analysis Credit analysis	Diversification of bank deposits, credit limits. Investment policy
<b>Liquidity risk</b>	Borrowings and other liabilities	Rolling cash flow forecasts	Availability of committed credit lines and borrowing facilities

The Council engages in transactions expressed in foreign currencies with respect to equipment purchases or for legal representation on a minor scale only and therefore not subject to foreign currency risk.

Financial risk management is carried out by the finance department under policies approved by the Council. The finance department identifies, evaluates and manages financial risks in close co-operation with the operating divisions. Council have approved the overall risk management policy and provide policies on specific areas such as investment policy.

(a) Interest rate risk

Cash and cash equivalents

The Council's main interest rate risk arises from cash and cash equivalents with variable interest rates, which exposes the Council to cash flow interest rate risk. The Council seeks advice from an independent adviser before placing any cash and investments. The Council does not have any short term overdraft facilities.

Excess cash and cash equivalents are invested in fixed interest rate term deposits which do not expose the Council to cash flow interest rate risk. Cash and cash equivalents required for working capital are held in variable interest rate accounts and non-interest bearing accounts. Carrying amounts of cash and cash equivalents at the 30 June and the weighted average interest rate across all cash and cash equivalents, term deposits, and Treasury bonds held disclosed as financial assets at amortised cost are reflected in the table below.

	Weighted Average Interest Rate	Carrying Amounts	Fixed Interest Rate	Variable Interest Rate	Non Interest Bearing
	%	\$	\$	\$	\$
<b>2023</b>					
Cash and cash equivalents	1.16%	28,624,162	2,000,000	26,620,112	4,050
Financial assets at amortised cost - term deposits	3.10%	51,500,000	51,500,000	0	0
<b>2022</b>					
Cash and cash equivalents	0.42%	24,320,110	18,500,000	5,816,060	4,050
Financial assets at amortised cost - term deposits	0.55%	56,500,000	56,500,000	0	0

Sensitivity

Profit or loss is sensitive to higher/lower interest income from cash and cash equivalents as a result of changes in interest rates.

	2023	2022
	\$	\$
Impact of a 1% movement in interest rates on profit or loss and equity*	266,201	58,161

\* Holding all other variables constant

Borrowings

Borrowings are subject to interest rate risk - the risk that movements in interest rates could adversely affect funding costs. The Council manages this risk by borrowing long term and fixing the interest rate to the situation considered the most advantageous at the time of negotiation.

The Council does not have any borrowings or loans.

EASTERN METROPOLITAN REGIONAL COUNCIL  
NOTES TO AND FORMING PART OF THE FINANCIAL REPORT  
FOR THE YEAR ENDED 30 JUNE 2023

23. FINANCIAL RISK MANAGEMENT (Continued)

(b) Credit risk

Trade and Other Receivables

The Council's major trade and other receivables comprise user fees and charges. The major risk associated with these receivables is credit risk – the risk that the debts may not be repaid. The Council manages this risk by monitoring outstanding debt and employing debt recovery policies.

Council makes suitable allowance for impairment of receivables as required and carries out credit checks on all debtors.

There are no material receivables that have been subject to a re-negotiation of repayment terms.

The level of outstanding receivables is reported to Council monthly and benchmarks are set and monitored for acceptable collection performance.

The Council applies the AASB 9 simplified approach to measuring expected credit losses using a lifetime expected loss allowance for all trade and other receivables. To measure the expected credit losses, receivables from grants, contributions and reimbursements are separated from other trade receivables due to the difference in payment terms and security.

The expected loss rates are based on the payment profiles of trade and other receivables over a period of 36 months before 1 July 2022 or 1 July 2023 respectively and the corresponding historical losses experienced within this period. Historical credit loss rates are adjusted to reflect current and forward-looking information on macroeconomic factors such as the ability of users to settle the receivables.

The loss allowance as at 30 June 2023 and 30 June 2022 was determined as follows for trade and other receivables.

	Current	More than 30 days past due	More than 60 days past due	More than 90 days past due	Total
<b>30 June 2023</b>					
Trade and loan receivables					
Expected credit loss	0.00%	0.00%	0.00%	99.93%	
Gross carrying amount	3,860,098	344,933	550	1,287,545	5,493,126
Loss allowance	0	0	0	1,286,676	1,286,676
Other receivables					
Expected credit loss	0.00%	0.00%	0.00%	0.00%	
Gross carrying amount	36,474	0	0	0	36,474
Loss allowance	0	0	0	0	0
<b>30 June 2022</b>					
Trade and loan receivables					
Expected credit loss	0.24%	1.66%	100.00%	99.93%	
Gross carrying amount	3,540,605	519,190	8,268	1,263,594	5,331,657
Loss allowance	8,379	8,600	8,268	1,262,698	1,287,945
Other receivables					
Expected credit loss	0.00%	0.00%	0.00%	0.00%	
Gross carrying amount	45,933	0	0	0	45,933
Loss allowance	0	0	0	0	0

EASTERN METROPOLITAN REGIONAL COUNCIL  
NOTES TO AND FORMING PART OF THE FINANCIAL REPORT  
FOR THE YEAR ENDED 30 JUNE 2023

23. FINANCIAL RISK MANAGEMENT (Continued)

(b) Credit risk

The loss allowances for trade and other receivables as at 30 June reconcile to the opening loss allowances as follows:

	Trade receivables		Other receivables	
	2023 Actual \$	2022 Actual \$	2023 Actual \$	2022 Actual \$
Opening loss allowance as at 1 July	1,287,945	1,196,020	0	0
Increase in loss allowance recognised in profit or loss during the year	0	98,295	0	0
Receivables written off during the year as uncollectible	(269)	0	0	0
Unused amount reversed	(1,000)	(6,370)	0	0
Closing loss allowance at 30 June	1,286,676	1,287,945	0	0

Trade and other receivables are written off where there is no reasonable expectation of recovery. Indicators that there is no reasonable expectation of recovery include, amongst others, the failure of a debtor to engage in a repayment plan with the Council, and a failure to make contractual payments for a period of greater than 120 days past due.

Impairment losses on trade and other receivables are presented as net impairment losses within other expenditure. Subsequent recoveries of amounts previously written off are credited against the same line item.



EASTERN METROPOLITAN REGIONAL COUNCIL  
NOTES TO AND FORMING PART OF THE FINANCIAL REPORT  
FOR THE YEAR ENDED 30 JUNE 2023

23. FINANCIAL RISK MANAGEMENT (Continued)

(c) Liquidity risk

Payables

Payables are subject to liquidity risk – that is the risk that insufficient funds may be on hand to meet payment obligations as and when they fall due. The Council manages this risk by monitoring its cash flow requirements and liquidity levels and maintaining an adequate cash buffer.

The contractual undiscounted cash flows of the Council’s payables are set out in the liquidity table below. Balances due within 12 months equal their carrying balances, as the impact of discounting is not significant.

	Due within 1 year	Due between 1 & 5 years	Due after 5 years	Total contractual cash flows	Carrying values
	\$	\$	\$	\$	\$
<b>2023</b>					
Trade and other payables	6,168,848	0	0	6,168,848	6,168,848
	6,168,848	0	0	6,168,848	6,168,848
<b>2022</b>					
Trade and other payables	5,743,261	0	0	5,743,261	5,743,261
	5,743,261	0	0	5,743,261	5,743,261

EASTERN METROPOLITAN REGIONAL COUNCIL  
NOTES TO AND FORMING PART OF THE FINANCIAL REPORT  
FOR THE YEAR ENDED 30 JUNE 2023

24. EVENTS OCCURRING AFTER THE END OF THE REPORTING PERIOD

There have been no significant events after the reporting period that are required to be included in the 2022/2023 Annual Financial Report.

EASTERN METROPOLITAN REGIONAL COUNCIL  
NOTES TO AND FORMING PART OF THE FINANCIAL REPORT  
FOR THE YEAR ENDED 30 JUNE 2023

25. OTHER SIGNIFICANT ACCOUNTING POLICIES

<p><b>a) Goods and services tax (GST)</b> Revenues, expenses and assets are recognised net of the amount of GST, except where the amount of GST incurred is not recoverable from the Australian Taxation Office (ATO).</p> <p>Receivables and payables are stated inclusive of GST receivable or payable. The net amount of GST recoverable from, or payable to, the ATO is included with receivables or payables in the statement of financial position.</p> <p>Cash flows are presented on a gross basis. The GST components of cash flows arising from investing or financing activities which are recoverable from, or payable to, the ATO are presented as operating cash flows.</p> <p><b>b) Current and non-current classification</b> The asset or liability is classified as current if it is expected to be settled within the next 12 months, being the Council's operational cycle. In the case of liabilities where the Council does not have the unconditional right to defer settlement beyond 12 months, such as vested long service leave, the liability is classified as current even if not expected to be settled within the next 12 months. Inventories held for trading are classified as current or non-current based on the Council's intentions to release for sale.</p> <p><b>c) Rounding off figures</b> All figures shown in this annual financial report, other than a rate in the dollar, are rounded to the nearest dollar. Amounts are presented in Australian Dollars.</p> <p><b>d) Comparative figures</b> Where required, comparative figures have been adjusted to conform with changes in presentation for the current financial year.</p> <p>When the Council applies an accounting policy retrospectively, makes a retrospective restatement or reclassifies items in its financial statements that has a material effect on the statement of financial position, an additional (third) Statement of Financial Position as at the beginning of the preceding period in addition to the minimum comparative financial report is presented.</p> <p><b>e) Budget comparative figures</b> Unless otherwise stated, the budget comparative figures shown in this annual financial report relate to the original budget estimate for the relevant item of disclosure.</p> <p><b>f) Superannuation</b> The Council contributes to a number of Superannuation Funds on behalf of employees. All funds to which the Council contributes are defined contribution plans.</p> <p><b>g) Fair value of assets and liabilities</b> Fair value is the price that the Council would receive to sell the asset or would have to pay to transfer a liability, in an orderly (i.e. unforced) transaction between independent, knowledgeable and willing market participants at the measurement date.</p> <p>As fair value is a market-based measure, the closest equivalent observable market pricing information is used to determine fair value. Adjustments to market values may be made having regard to the characteristics of the specific asset or liability. The fair values of assets that are not traded in an active market are determined using one or more valuation techniques. These valuation techniques maximise, to the extent possible, the use of observable market data.</p> <p>To the extent possible, market information is extracted from either the principal market for the asset or liability (i.e. the market with the greatest volume and level of activity for the asset or liability) or, in the absence of such a market, the most advantageous market available to the entity at the end of the reporting period (i.e. the market that maximises the receipts from the sale of the asset after taking into account transaction costs and transport costs).</p> <p>For non-financial assets, the fair value measurement also takes into account a market participant's ability to use the asset in its highest and best use or to sell it to another market participant that would use the asset in its highest and best use.</p> <p><b>h) Interest revenue</b> Interest revenue is calculated by applying the effective interest rate to the gross carrying amount of a financial asset measured at amortised cost except for financial assets that subsequently become credit-impaired. For credit-impaired financial assets the effective interest rate is applied to the net carrying amount of the financial asset (after deduction of the loss allowance).</p>
--

<p><b>i) Fair value hierarchy</b> AASB 13 requires the disclosure of fair value information by level of the fair value hierarchy, which categorises fair value measurement into one of three possible levels based on the lowest level that an input that is significant to the measurement can be categorised into as follows:</p> <p><b>Level 1</b> Measurements based on quoted prices (unadjusted) in active markets for identical assets or liabilities that the entity can access at the measurement date.</p> <p><b>Level 2</b> Measurements based on inputs other than quoted prices included in Level 1 that are observable for the asset or liability, either directly or indirectly.</p> <p><b>Level 3</b> Measurements based on unobservable inputs for the asset or liability.</p> <p>The fair values of assets and liabilities that are not traded in an active market are determined using one or more valuation techniques. These valuation techniques maximise, to the extent possible, the use of observable market data. If all significant inputs required to measure fair value are observable, the asset or liability is included in Level 2. If one or more significant inputs are not based on observable market data, the asset or liability is included in Level 3.</p> <p><b>Valuation techniques</b> The Council selects a valuation technique that is appropriate in the circumstances and for which sufficient data is available to measure fair value. The availability of sufficient and relevant data primarily depends on the specific characteristics of the asset or liability being measured. The valuation techniques selected by the Council are consistent with one or more of the following valuation approaches:</p> <p><b>Market approach</b> Valuation techniques that use prices and other relevant information generated by market transactions for identical or similar assets or liabilities.</p> <p><b>Income approach</b> Valuation techniques that convert estimated future cash flows or income and expenses into a single discounted present value.</p> <p><b>Cost approach</b> Valuation techniques that reflect the current replacement cost of the service capacity of an asset.</p> <p>Each valuation technique requires inputs that reflect the assumptions that buyers and sellers would use when pricing the asset or liability, including assumptions about risks. When selecting a valuation technique, the Council gives priority to those techniques that maximise the use of observable inputs and minimise the use of unobservable inputs. Inputs that are developed using market data (such as publicly available information on actual transactions) and reflect the assumptions that buyers and sellers would generally use when pricing the asset or liability are considered observable, whereas inputs for which market data is not available and therefore are developed using the best information available about such assumptions are considered unobservable.</p> <p><b>j) Impairment of assets</b> In accordance with Australian Accounting Standards the Council's assets, other than inventories, are assessed at each reporting date to determine whether there is any indication they may be impaired.</p> <p>Where such an indication exists, an impairment test is carried out on the asset by comparing the recoverable amount of the asset, being the higher of the asset's fair value less costs to sell and value in use, to the asset's carrying amount.</p> <p>Any excess of the asset's carrying amount over its recoverable amount is recognised immediately in profit or loss, unless the asset is carried at a revalued amount in accordance with another Standard (e.g. AASB 116) whereby any impairment loss of a revalued asset is treated as a revaluation decrease in accordance with that other Standard.</p>
---

EASTERN METROPOLITAN REGIONAL COUNCIL  
NOTES TO AND FORMING PART OF THE FINANCIAL REPORT  
FOR THE YEAR ENDED 30 JUNE 2023

26. FUNCTION AND ACTIVITY

(a) Service objectives and descriptions

Council operations as disclosed in this financial report encompass the following service orientated functions and activities.	
<b>Objective Governance</b> To provide responsible and accountable governance and management of the EMRC.	<b>Description</b> Includes the activities of members of council and the administration and operation of facilities and services to members of Council together with other administrative governance costs.
<b>General purpose funding</b> To provide responsible and accountable financial management practices.	Includes the activities relating to the management of the EMRC's investment portfolio, records interest revenue as well as other general purpose revenue.
<b>Community amenities</b> To provide sustainable waste disposal, resource recovery and recycling operations and solutions in partnership with member Councils.	Includes waste disposal, resource recovery and recycling operations undertaken at the Red Hill Waste Disposal Facility, the Hazelmere Resource Recovery Facility, Baywaste, Coppin and Mathieson Road transfer stations.
<b>Other property and services</b> To facilitate the sustainable economic development of the region together with the provision of responsible and accountable management of the EMRC.	Includes activities and projects of the EMRC's Sustainability directorate, the operations of the Ascot Place activity and records the activities associated with public works overheads, plant operation, materials, salaries and wages.

## NOTES TO AND FORMING PART OF THE FINANCIAL REPORT

### EASTERN METROPOLITAN REGIONAL COUNCIL NOTES TO AND FORMING PART OF THE FINANCIAL REPORT FOR THE YEAR ENDED 30 JUNE 2023

#### 26. FUNCTION AND ACTIVITY (Continued)

##### (b) Income and expenses

	2023 Actual	2022 Actual
	\$	\$
<b>Income excluding grants, subsidies and contributions</b>		
Governance	0	492
General purpose funding	3,001,624	560,138
Community amenities	46,033,765	39,644,035
Other property and services	249,346	214,411
	49,284,735	40,419,076
<b>Grants, subsidies and contributions</b>		
Governance	52,731	22,102
Community amenities	2,258,157	1,596,915
Other property and services	248,458	348,117
	2,559,346	1,967,134
<b>Total Income</b>	51,844,081	42,386,210
<b>Expenses</b>		
Governance	(1,610,315)	(1,006,071)
Community amenities	(40,575,822)	(32,775,407)
Other property and services	(3,336,085)	(2,660,913)
<b>Total expenses</b>	(45,522,222)	(36,442,391)
<b>Increase/ (Decrease)</b>	6,321,859	5,943,819
<b>Disposal of assets</b>		
Profit on Sale	0	63,074
Loss on Sale	(42,716)	0
<b>Profit/ (Loss) on disposals</b>	(42,716)	63,074
<b>Net result for the period</b>	6,279,143	6,006,893
<b>(c) Total Assets</b>		
Governance	10,648,554	10,571,273
General purpose funding	33,536,748	30,432,324
Community amenities	132,090,834	135,333,086
Unallocated - Work In Progress	37,743,168	30,210,173
	214,019,304	206,546,856

## NOTES TO AND FORMING PART OF THE FINANCIAL REPORT

### EASTERN METROPOLITAN REGIONAL COUNCIL NOTES TO AND FORMING PART OF THE FINANCIAL REPORT FOR THE YEAR ENDED 30 JUNE 2023

#### 27. DETERMINATION OF SURPLUS OR DEFICIT

	2022/23 (30 June 2023) Carried Forward	2022/23 Budget (30 June 2023) Carried Forward*	2021/22 (30 June 2022) Carried Forward
Note	\$	\$	\$
<b>(a) Non-cash amounts excluded from operating activities</b>			
The following non-cash revenue or expenditure has been excluded from amounts attributable to operating activities within the Statement of Financial Activity in accordance with <i>Financial Management Regulation 32</i> .			
<b>Adjustments to operating activities</b>			
Less: Profit on asset disposals	0	0	(63,074)
Less: Expected credit losses reversed	(1,269)	0	(6,370)
Add: Loss on disposal of assets	42,716	0	0
Add: Depreciation	3,969,028	0	4,896,630
Add: Expected credit losses	0	0	98,295
Add: Finance costs: unwinding of discount	254,430	0	150,740
Add: Work in progress write off	51,915	0	0
Add: Movement in liabilities associated with restricted cash	326,553	0	0
Non-cash movements in non-current assets and liabilities:			
Employee benefit provisions	134,266	0	10,838
Other provisions	(21,381,332)	0	20,991,745
<b>Non-cash amounts excluded from operating activities</b>	(16,603,693)	0	26,078,804
<b>(b) Surplus or deficit after imposition of general rates</b>			
The following current assets and liabilities have been excluded from the net current assets used in the Statement of Financial Activity in accordance with <i>Financial Management Regulation 32</i> to agree to the surplus/(deficit) after imposition of general rates.			
<b>Adjustments to net current assets</b>			
Less: Reserve accounts	28 (52,231,361)	0	(56,729,632)
<b>Total adjustments to net current assets</b>	(52,231,361)	0	(56,729,632)
<b>Net current assets used in the Statement of Financial Activity</b>			
Total current assets	84,995,182	0	85,207,247
Less: Total current liabilities	(29,938,415)	0	(8,077,758)
Less: Total adjustments to net current assets	(52,231,361)	0	(56,729,632)
<b>Surplus or deficit after imposition of general rates</b>	2,825,406	0	20,399,857

\*The name of the Rate Setting Statement was changed to the Statement of Financial Activity in the second tranche of *Local Government (Financial Management) Regulations 1996* amendments that were gazetted on 30 June 2023. The EMRC 2022-2023 Annual Budget which was adopted the previous year on 23 June 2022 did not include a Rate Setting Statement as the EMRC does not have rate payers and do not have general rates information and accordingly there is nothing to disclose in the budget column of the Statement of Financial Activity.

NOTES TO AND FORMING PART OF THE FINANCIAL REPORT

EASTERN METROPOLITAN REGIONAL COUNCIL  
NOTES TO AND FORMING PART OF THE FINANCIAL REPORT  
FOR THE YEAR ENDED 30 JUNE 2023

28. RESERVE ACCOUNTS

	2023 Actual Opening Balance	2023 Actual Transfer to	2023 Actual Transfer (from)	2023 Actual Closing Balance	2023 Budget Opening Balance	2023 Budget Transfer to	2023 Budget Transfer (from)	2023 Budget Closing Balance	2022 Actual Opening Balance	2022 Actual Transfer to	2022 Actual Transfer (from)	2022 Actual Closing Balance
	\$	\$	\$	\$	\$	\$	\$	\$	\$	\$	\$	\$
Restricted by council												
(a) Plant and Equipment Reserve	2,207,862	4,062,712	(4,923,119)	1,347,455	2,247,152	2,547,529	(4,784,000)	10,681	749,822	2,919,545	(1,461,505)	2,207,862
(b) Site Rehabilitation Reserve - Post Closure	4,509,687	135,590	(381,959)	4,263,318	4,454,935	509,994	0	4,964,929	2,943,263	1,566,424	0	4,509,687
(c) Future Development Reserve	20,460,811	438,045	(11,861,908)	9,036,948	25,459,842	188,990	(12,514,000)	13,134,832	11,460,995	9,043,895	(44,079)	20,460,811
(d) Environmental Monitoring Reserve	2,107,483	63,364	(197,810)	1,973,037	2,059,936	241,000	0	2,300,936	1,349,161	758,322	0	2,107,483
(e) Environmental Insurance Reserve	0	0	0	0	0	0	0	0	59,639	127	(59,766)	0
(f) Risk Management Reserve	0	0	0	0	0	0	0	0	15,813	34	(15,847)	0
(g) Class IV Reserve	742,057	695,183	(1,397,003)	40,237	741,806	287,546	(150,000)	879,352	600,945	143,612	(2,500)	742,057
(h) Secondary Waste Reserve	17,764,498	4,555,176	(14,404,391)	7,915,283	17,914,815	2,905,426	(4,533,457)	16,286,784	41,177,833	5,179,392	(28,592,727)	17,764,498
(i) Class III Reserve	2,535,770	911,416	(1,068,677)	2,378,509	2,535,661	653,103	(1,068,677)	2,120,087	1,158,161	1,980,705	(603,096)	2,535,770
(j) Building Refurbishment Reserve	0	0	0	0	0	0	0	0	79,842	170	(80,012)	0
(k) EastLink Relocation Reserve	5,345,394	160,717	0	5,506,111	5,343,168	0	0	5,343,168	5,325,000	20,394	0	5,345,394
(l) Committed Capital Expenditure Reserve	0	18,663,605	0	18,663,605	0	0	0	0	0	0	0	0
(m) Long Service Leave Reserve	1,056,070	50,788	0	1,106,858	1,055,638	30,976	0	1,086,614	1,033,136	22,934	0	1,056,070
	56,729,632	29,736,596	(34,234,867)	52,231,361	61,812,953	7,364,564	(23,050,134)	46,127,383	65,953,610	21,635,554	(30,859,532)	56,729,632

All reserves are supported by cash and cash equivalents and financial assets at amortised cost and are restricted within equity as Reserve accounts.

In accordance with Council resolutions or adopted budget in relation to each reserve account, the purpose for which the reserves are set aside and their anticipated date of use are as follows:

Name of reserve account	Purpose of the reserve account
(a) Plant and Equipment Reserve	to finance the replacement of major items of plant and equipment.
(b) Site Rehabilitation Reserve - Post Closure	to finance the rehabilitation of the Red Hill waste disposal site at time of decommissioning.
(c) Future Development Reserve	to finance future developments being undertaken by the EMRC. The reserve is also utilised to provide funds for projects that the EMRC is investigating and undertaking for the purpose of the long term future direction in the area of waste management for the benefit of the region.
(d) Environmental Monitoring Reserve	to provide funds for environmental monitoring after decommissioning of the Red Hill Waste disposal site.
(e) Environmental Insurance Reserve	to provide funds to enable the EMRC to immediately respond to the need for repairs to, or rectification of damage to the environment surrounding the Red Hill waste disposal site as a result of any incident not covered by the EMRC's existing insurance policies.
(f) Risk Management Reserve	to receive surpluses from the Risk Management Service and to fund future requirements of the service in subsequent financial years.
(g) Class IV Reserve	to finance the construction of future Class IV cells and associated works at the Red Hill waste disposal site.
(h) Secondary Waste Reserve	to accumulate and to make provision for Secondary Waste Treatment Technology in the future.
(i) Class III Reserve	to finance the construction of future Class III cells and associated works at the Red Hill waste disposal site.
(j) Building Refurbishment Reserve	to accumulate and provide funds for the expenditure to maintenance of buildings.
(k) EastLink Relocation Reserve	to accumulate and provide funds for the relocation of EMRC's buildings and structures that will be impacted by the EastLink alignment route through the EMRC's Red Hill site.
(l) Committed Capital Expenditure Reserve	to accumulate and provide funds for the committed projects.
(m) Long Service Leave Reserve	to accumulate and provide funds to enable the EMRC to fund staff long service leave.

NOTES TO AND FORMING PART OF THE FINANCIAL REPORT

EASTERN METROPOLITAN REGIONAL COUNCIL  
NOTES TO AND FORMING PART OF THE FINANCIAL REPORT  
FOR THE YEAR ENDED 30 JUNE 2023

29. TRUST FUNDS

Funds held at balance date which are required to be held in trust and which are not included in the financial statements are as follows:

	1-Jul-22	Amounts Received	Amounts Paid	30 June 2023
	\$	\$	\$	\$
Green Deal Alliance	235,310	328,468	(223,498)	340,280
	235,310	328,468	(223,498)	340,280

92EMRC 2022-2023 ANNUAL REPORT

126

EMRC 2022-2023 ANNUAL REPORT93



# Independent Auditor's Report



## Auditor General

### INDEPENDENT AUDITOR'S REPORT 2023 Eastern Metropolitan Regional Council

#### To the Council of the Eastern Metropolitan Regional Council

#### Opinion

I have audited the financial report of the Eastern Metropolitan Regional Council (EMRC) which comprises:

- the Statement of Financial Position as at 30 June 2023, and the Statement of Comprehensive Income, Statement of Changes in Equity, Statement of Cash Flows and Statement of Financial Activity for the year then ended
- Notes comprising a summary of significant accounting policies and other explanatory information.

In my opinion, the financial report is:

- based on proper accounts and records
- presents fairly, in all material respects, the results of the operations of the Council for the year ended 30 June 2023 and its financial position at the end of that period
- in accordance with the *Local Government Act 1995* (the Act) and, to the extent that they are not inconsistent with the Act, the Australian Accounting Standards.

#### Basis for opinion

I conducted my audit in accordance with Australian Auditing Standards. My responsibilities under those standards are further described in the Auditor's responsibilities for the audit of the financial report section below.

I believe that the audit evidence I have obtained is sufficient and appropriate to provide a basis for my opinion.

#### Other information

The Chief Executive Officer (CEO) is responsible for the preparation and the Council for overseeing the other information. The other information is the information in the entity's annual report for the year ended 30 June 2023, but not the financial report and my auditor's report.

My opinion on the financial report does not cover the other information and accordingly, I do not express any form of assurance conclusion thereon.

In connection with my audit of the financial report, my responsibility is to read the other information and, in doing so, consider whether the other information is materially inconsistent with the financial report, or my knowledge obtained in the audit or otherwise appears to be materially misstated.

## INDEPENDENT AUDITOR'S REPORT

If, based on the work I have performed, I conclude that there is a material misstatement of this other information, I am required to report that fact. I did not receive the other information prior to the date of this auditor's report. When I do receive it, I will read it and if I conclude that there is a material misstatement in this information, I am required to communicate the matter to the CEO and Council and request them to correct the misstated information. If the misstated information is not corrected, I may need to retract this auditor's report and re-issue an amended report.

#### Responsibilities of the Chief Executive Officer and Council for the financial report

The Chief Executive Officer (CEO) of the EMRC is responsible for:

- keeping proper accounts and records
- preparation and fair presentation of the financial report in accordance with the requirements of the Act and, to the extent that they are not inconsistent with the Act, the Australian Accounting Standards
- managing internal control as required by the CEO to ensure the financial report is free from material misstatement, whether due to fraud or error.

In preparing the financial report, the CEO is responsible for:

- assessing the EMRC's ability to continue as a going concern
- disclosing, as applicable, matters related to going concern
- using the going concern basis of accounting unless the State Government has made decisions affecting the continued existence of the EMRC.

The Council is responsible for overseeing the EMRC's financial reporting process.

#### Auditor's responsibilities for the audit of the financial report

As required by the *Auditor General Act 2006*, my responsibility is to express an opinion on the financial report. The objectives of my audit are to obtain reasonable assurance about whether the financial report as a whole is free from material misstatement, whether due to fraud or error, and to issue an auditor's report that includes my opinion. Reasonable assurance is a high level of assurance but is not a guarantee that an audit conducted in accordance with Australian Auditing Standards will always detect a material misstatement when it exists.

Misstatements can arise from fraud or error and are considered material if, individually or in the aggregate, they could reasonably be expected to influence the economic decisions of users taken on the basis of the financial report. The risk of not detecting a material misstatement resulting from fraud is higher than for one resulting from error, as fraud may involve collusion, forgery, intentional omissions, misrepresentations or the override of internal control.

A further description of my responsibilities for the audit of the financial report is located on the Auditing and Assurance Standards Board website. This description forms part of my auditor's report and can be found at [https://www.auasb.gov.au/auditors\\_responsibilities/ar4.pdf](https://www.auasb.gov.au/auditors_responsibilities/ar4.pdf).

#### My independence and quality management relating to the report on the financial report

I have complied with the independence requirements of the *Auditor General Act 2006* and the relevant ethical requirements relating to assurance engagements. In accordance with ASQM 1 *Quality Management for Firms that Perform Audits or Reviews of Financial Reports and Other Financial Information, or Other Assurance or Related Services Engagements*, the Office of the Auditor General maintains a comprehensive system of quality management including documented policies and procedures regarding compliance with ethical requirements, professional standards and applicable legal and regulatory requirements.



### Matters relating to the electronic publication of the audited financial report

This auditor's report relates to the financial report of the Eastern Metropolitan Regional Council for the year ended 30 June 2023 included in the annual report on the EMRC's website. The EMRC's management is responsible for the integrity of the EMRC's website. This audit does not provide assurance on the integrity of the EMRC's website. The auditor's report refers only to the financial report. It does not provide an opinion on any other information which may have been hyperlinked to/from the annual report. If users of the financial report are concerned with the inherent risks arising from publication on a website, they are advised to contact the EMRC to confirm the information contained in the website version.



Grant Robinson  
Assistant Auditor General Financial Audit  
Delegate of the Auditor General for Western Australia  
Perth, Western Australia  
6 October 2023





**Eastern Metropolitan Regional Council**  
**226 Great Eastern Highway**  
**Ascot WA 6104**  
**T: 9424 2222**

This report will be made available electronically and will also be available on the EMRC's website.



## 14.5 Major Trading Undertaking – Sale of Unprocessed FOGO Material

D2023/44379

### PURPOSE OF REPORT

The purpose of this report is to obtain Council approval to adopt the Business Plan for a Major Trading Undertaking in relation to the sale of unprocessed FOGO to J D Organics Pty Ltd T/as GO Organics.

### KEY POINT(S)

- A draft Business Plan for a Major Trading Undertaking was released for public comment on 7 September 2023 closing on 20 October 2023. No comments were received from the public.
- Having met the requirements of the *Local Government Act 1995* pertaining to a Major Trading Undertaking, Council approval is required to adopt the Business Plan for a Major Trading Undertaking.

### RECOMMENDATION(S)

That:

1. Council notes no public submission was received.
2. Council, by absolute majority in accordance with s.3.59(5) of the *Local Government Act 1995* adopts the Business Plan for a Major Trading Undertaking forming the attachment to this report.

### SOURCE OF REPORT

Chief Operating Officer

### BACKGROUND

- 1 In August 2020, the EMRC commissioned an interim FOGO processing facility at Red Hill Waste Management Facility utilising mobile aeration facility system to convert FOGO waste to produce compost and mulch. The facility provides cost effective FOGO waste processing services to Town of Bassendean and the City of Bayswater.
- 2 At its 24 November 2022 meeting, it was resolved:  

*“THAT COUNCIL:*

*ACCEPTS THE QUOTATION FOR THE SALE OF UNPROCESSED FOGO MATERIAL SUBMITTED BY SUPPLIER NO. 1 AS DETAILED IN THE REPORT, SUBJECT TO THE EXECUTION OF AN INTERIM FOGO SUPPLY AGREEMENT FOR FOGO PROCESSING WITH RESPECTIVE MEMBER COUNCILS AND THE SATISFACTION OF THE REQUIREMENTS OF S.3.59 OF THE LOCAL GOVERNMENT ACT 1995.*

*DIRECTS THE CHAIRPERSON AND CEO TO EXECUTE THE INTERIM FOGO SUPPLY AGREEMENTS WITH THE RESPECTIVE MEMBER COUNCILS.*

*THAT THE REPORT AND ATTACHMENT REMAIN CONFIDENTIAL AND BE CERTIFIED BY THE CHAIRPERSON AND CEO.”*
- 3 The letter of award for a contract, subject to the condition precedent, to sell unprocessed FOGO material was issued to JD Organics T/as Go Organics on 19 December 2022.



4 At the 24 August 2023 meeting of Council it was resolved (D2023/33867):

“THAT:

1. THE REPORT BE RECEIVED.
2. COUNCIL ENDORSES THE DRAFT BUSINESS PLAN FOR A MAJOR TRADING UNDERTAKING FORMING THE ATTACHMENT TO THIS REPORT.
3. IN ACCORDANCE WITH S.3.59(4) OF THE LOCAL GOVERNMENT ACT 1995, PUBLIC NOTICE BE GIVEN TO SEEK PUBLIC CONSULTATION OF THE EMRC PROPOSAL TO COMMENCE THE MAJOR TRADING UNDERTAKING.
4. THE REPORT REMAINS CONFIDENTIAL AND IS CERTIFIED BY THE EMRC CHAIRPERSON AND THE CHIEF EXECUTIVE OFFICER.”

## REPORT

### Draft Business Plan for a Major Trading Undertaking

- 5 Following approval of the draft Business Plan for a Major Trading Undertaking at the 23 August 2023 Council meeting, the Business Plan was advertised on 7 September 2023 and made available as per the Regulations.
- 6 Public comments closed on 20 October 2023 after a 6-week consultation period during which there were no comments received by via e-mail, land mail or on the EMRC Facebook page.
- 7 The final Business Plan is attached for adoption.

## STRATEGIC/POLICY IMPLICATIONS

- 8 Reporting on EMRC Strategic Policy implications align with the revised Strategic Plan 2017-2027 and the Sustainability Strategy.

## FINANCIAL IMPLICATIONS

- 9 The sale of unprocessed FOGO material to GO Organics could generate costs of over \$3 million a year during the potential six (6) years of the contract including the extension options.

## SUSTAINABILITY IMPLICATIONS

- 10 The rollout of FOGO processing is a key part of the State Waste Strategy 2030 and the EMRC Resource Recovery Strategy 2019 for continuous improvement in waste services resource recovery and the diversion of waste from landfill.

## RISK MANAGEMENT

Risk – Non-compliance with the requirements of the <i>Local Government Act 1995</i>		
Consequence	Likelihood	Rating
Moderate	Possible	Moderate
Action/Strategy		
➤ Advertise the draft Business Plan for a major trading undertaking in accordance with s.3.59 of the <i>Local Government Act 1995</i> and amend the Plan accordingly before it is adopted by Council.		

**MEMBER COUNCIL IMPLICATIONS**

Member Council	Implication Details
Town of Bassendean	Nil
City of Bayswater	
Shire of Mundaring	
City of Swan	

**ATTACHMENT(S)**

Final Business Plan for a Major Trading Undertaking (D2023/44379)

**VOTING REQUIREMENT**

Absolute Majority

**RECOMMENDATION(S)**

That:

1. Council notes no public submission was received.
2. Council, by absolute majority in accordance with s.3.59(5) of the *Local Government Act 1995* adopts the Business Plan for a Major Trading Undertaking forming the attachment to this report.

**COUNCIL RESOLUTION(S)**

MOVED

SECONDED



## FINAL BUSINESS PLAN - MAJOR TRADING UNDERTAKING –

### SALE OF UNPROCESSED FOGO MATERIAL

**(a) The proposed sales and its expected effect on the provision of facilities and services by the local government**

The Eastern Metropolitan Regional Council (EMRC) is a progressive and innovative regional local government working on behalf of four member Councils located in Perth's Eastern Region - Town of Bassendean, City of Bayswater, Shire of Mundaring and City of Swan. The EMRC provides services in waste management, environmental management and regional development and the EMRC is a model of successful collaboration, initiating projects which deliver real benefits to Perth's Eastern Region. The EMRC operates facilities at its Hazelmere Resource Recovery Park (HRRP), 77 Lakes Road, Hazelmere where waste timber is recycled, commercial and industrial (C&I) waste is sorted and recycled and used mattresses are recycled. The EMRC has recently constructed a Waste Transfer Station at HRRP to act as a central hub for member Councils to bring residual waste for transport to the East Rockingham Waste to Energy plant and Food Organics Garden Organics (FOGO) waste for transport to composting facilities at the Red Hill Waste Management Facility (RHWMF) or other facilities. At the RHWMF, the EMRC operates a licensed landfill for the disposal of class III and class IV wastes, FOGO waste is processed into compost, green waste is converted into mulch and we produce products such as Ferricrete for road base.

The EMRC proposes to sell the FOGO material received from member Councils and possibly non-member Councils and commercial collections at the HRRP Waste Transfer Station to GO Organics who will sort the material, remove contamination and transport the clean FOGO material to their processing facility at Gingin (Proposal).

The EMRC expects that the Proposal will have a positive effect on the waste management and resource recovery facilities and services provided by the EMRC as it will accommodate the transition for the member Councils to household FOGO collections and greater diversion of waste from landfill and improved resource recovery.

**(b) The expected effect of the Proposal on other persons providing facilities and services in the district**

The EMRC expects that the Proposal will have a minimal effect on other persons providing facilities and services in the district because there are no other providers of this service in the EMRC region of Councils.

**(c) The expected financial effect of the Proposal on the EMRC**

The EMRC expects the financial effect of the Proposal on the EMRC to be positive.

The Proposal will provide income to the EMRC by way of member Council and potentially non-member Council and commercial customer gate fees for the acceptance of the FOGO material at HRRP offset by the sale of this material to GO Organics which will bolster the financial sustainability of the EMRC.

Because of the financial benefit to the EMRC this Business Plan for a Major Trading Undertaking is required under the *Local Government Act 1995* (WA).

**(d) The expected effect of the Proposal on matters referred to in the EMRC's current plan prepared under section 5.56 of the *Local Government Act 1995* (WA)**

The EMRC has a 10-year Strategic Plan (SP) 2017-2027 and a five-year Corporate Business Plan (CBP) 2021/2022 – 2025/2026 that are revised and reported back to Council on a quarterly basis. The SP and the CBP are underpinned by an annual budget and a 10-year forecast budget comprising both operating and capital expenditure.

The EMRC currently relies heavily on its waste-to-landfill services to generate revenue for financial resilience and investment in other initiatives, such services having generated 97 percent of the EMRC's revenue for the 2019/2020 financial year. The EMRC has recently carried out a strategic review which considered the expected market changes resulting from the WARR Strategy (Waste Avoidance and Resource Recovery 2030) and which recommended actions that should foster the organisation's long-term financial viability.

The proposed sale of unprocessed FOGO waste is entirely consistent with the SP and the CBP. The sale arrangement will be for a period of up to six years from 2024 after which all FOGO waste will be processed by the EMRC.

**(e) The ability of the EMRC to manage the undertaking or the performance of the Proposal**

The EMRC has the ability and resources to manage the Proposal. The EMRC's involvement will be limited to:

- Accepting the FOGO waste at its HRRP Waste Transfer Station;
- Managing access to the waste by GO Organics; and
- Managing contamination in the FOGO waste.

The EMRC has qualified and experienced staff and contractors who operate the HRRP who supervise the receipt of the FOGO waste and disposal of any contamination and the access by GO Organics personnel.

**(f) Any other matter prescribed for the purposes of subsection 3.59(3) of the *Local Government Act 1995 (WA)***

**Costs and Cost Benefit**

The costs to the EMRC will be minimal and will consist of management time to facilitate access to GO Organics at the Waste Transfer Station and auditing their performance under the sale contract and managing disposal of contamination to RHWMF.

The benefit will be a financial return to the EMRC as well as reducing landfill disposal costs for member Councils and increased resource recovery.

**Risk Management**

Risk management of the Proposal will cover the following areas:

1. safe operation of the HRRP Waste Transfer Station for receipt and transfer of FOGO material because of the movement of machinery and operators;
2. management of noise and air and odour emissions to prescribed limits; and
3. management of any wastewater within the EMRC's HRRP Waste Transfer Station wastewater disposal system.



## 14.6 MEETING DATES FOR 2024 – NON-ELECTION YEAR

D2023/44383

### PURPOSE OF REPORT

The purpose of this report is for Council to consider and adopt the dates for the Eastern Metropolitan Regional Council (EMRC) Ordinary Council and Committee meetings for 2024.

### KEY POINT(S)

- Section 5.25(1)(g) of the *Local Government Act 1995* and r.12 of the *Local Government (Administration) Regulations 1996* requires that at least once each year local public notice is to be given of all Ordinary Council meetings and Committee meeting dates, times and places that are to be open to the public and are to be held in the next twelve (12) months.
- Proposed dates for the EMRC's Ordinary Council, Agenda Forums, Information Sessions, Audit Committee and Chief Executive Officer Performance Review Committee for the 2024 calendar year are as detailed within this report.

### RECOMMENDATION(S)

That:

- 1 Council adopts the Ordinary Council meeting and Committee meeting dates, times and places for 2024 as outlined in the report.
- 2 Notice be given in accordance with r.12 of the *Local Government (Administration) Regulations 1996*.

### SOURCE OF REPORT

Chief Financial Officer

### BACKGROUND

- 1 The EMRC develops a meeting calendar each year and when selecting suitable dates ensures that, where possible, there are no clashes with member Councils' meetings.
- 2 At the Ordinary Meeting of Council on 22 October 2020, Council (D2020/22101):
  1. *ENDORSES THE EMRC MEETING STRUCTURE FORMING ATTACHMENT 1 TO THIS REPORT.*
  2. *BY ABSOLUTE MAJORITY DISBAND THE CHIEF EXECUTIVE OFFICER ADVISORY COMMITTEE.*
  3. *BY ABSOLUTE MAJORITY DISBAND THE INVESTMENT COMMITTEE.*
  4. *BY ABSOLUTE MAJORITY DISBAND THE WASTE ADVISORY COMMITTEE.*
  5. *ADOPTS THE MEETING PROCEDURES FOR AGENDA FORUMS AND INFORMATION SESSIONS, FORMING THE ATTACHMENT TO THIS REPORT.*

### REPORT

#### Council's Governance Framework

- 3 Council historically sets a number of fixed meeting dates a year with the remaining meetings scheduled as "if required".

- 4 Following the decision by Council at its 22 October 2020 meeting, Council has three remaining Committees to assist in its decision-making. The role of the Committees is to consider matters within their terms of reference and provide advice to the Council.
- 5 The Ordinary Meeting of Council will be held on the fourth Thursday as required.
- 6 The Agenda Forums and the Information Sessions will be held on the second Thursday as required.
- 7 The Audit Committee meetings are to be held on the first Thursday as required.
- 8 The Chief Executive Officer Performance Review Committee meeting dates will be arranged and convened as required.
- 9 The Legal Committee shall meet as required, in person or electronically and convened at the discretion of the Chairperson.

## 2024 Meeting Schedule

- 10 The schedule below sets out the proposed meeting dates for the 2024 calendar year. January is a recess period when EMRC Council and Committee meetings are not held. December is also a recess period due to the Christmas festive season. Meeting dates are therefore set for February through to November. Per s.5.3(2) of the *Local Government Act 1995*, Ordinary meetings are to be held not more than three months apart. Consequently, the February meeting is a required meeting.
- 11 The March meeting will be required for the Half Year Review and the Annual Compliance Order Return, while the June meeting is required to consider the Annual Budget.
- 12 As with prior years, the proposed meeting dates have taken into consideration the normal meeting calendar of member Councils.

## Ordinary Council Meetings commencing at 6:00pm:

- 13 Ordinary Council meetings will be held on the fourth Thursday of each month for February to November. The April meeting will not be held.

Thursday	22 February		at	EMRC Administration Office
Thursday	28 March		at	EMRC Administration Office
Thursday	23 May	(if required)	at	EMRC Administration Office
Thursday	27 June		at	EMRC Administration Office
Thursday	25 July	(if required)	at	EMRC Administration Office
Thursday	22 August	(if required)	at	EMRC Administration Office
Thursday	26 September	(if required)	at	EMRC Administration Office
Thursday	24 October	(if required)	at	EMRC Administration Office
Thursday	28 November	(if required)	at	EMRC Administration Office

- 14 The March 2024 meeting will be held on the day before the Easter long weekend. This meeting will be required to adopt the half year budget review and the annual Compliance Audit Return.

**Agenda Forums commencing at 6:00pm:**

- 15 The Agenda Forums will be held on the second Thursday of each month for February to November. The April meeting will not be held.

Thursday	8 February		at	EMRC Administration Office
Thursday	14 March		at	EMRC Administration Office
Thursday	9 May	(if required)	at	EMRC Administration Office
Thursday	13 June		at	EMRC Administration Office
Thursday	11 July	(if required)	at	EMRC Administration Office
Thursday	8 August	(if required)	at	EMRC Administration Office
Thursday	12 September	(if required)	at	EMRC Administration Office
Thursday	10 October	(if required)	at	EMRC Administration Office
Thursday	14 November	(if required)	at	EMRC Administration Office

**Information Sessions commence following the Agenda Forums:**

- 16 The Information Sessions will be held on the second Thursday of each month for February to November. The April meeting will not be held.

Thursday	14 March		at	EMRC Administration Office
Thursday	9 May	(if required)	at	EMRC Administration Office
Thursday	13 June		at	EMRC Administration Office
Thursday	11 July	(if required)	at	EMRC Administration Office
Thursday	8 August	(if required)	at	EMRC Administration Office
Thursday	12 September	(if required)	at	EMRC Administration Office
Thursday	10 October	(if required)	at	EMRC Administration Office
Thursday	14 November	(if required)	at	EMRC Administration Office

#### Audit Committee (AC) meetings commencing at 6:00pm:

- 17 AC meetings are generally held on the first Thursday of each month from March to November. The March meeting will be required for the Half Year Review and the Annual Compliance Audit Return, while the June meeting is required to consider the Annual Budget.

Thursday	7 March		at	EMRC Administration Office
Thursday	4 April	(if required)	at	EMRC Administration Office
Thursday	2 May	(if required)	at	EMRC Administration Office
Thursday	6 June		at	EMRC Administration Office
Thursday	4 July	(if required)	at	EMRC Administration Office
Thursday	1 August	(if required)	at	EMRC Administration Office
Thursday	5 September	(if required)	at	EMRC Administration Office
Thursday	3 October	(if required)	at	EMRC Administration Office
Thursday	7 November	(if required)	at	EMRC Administration Office

#### Chief Executive Officer Performance Review Committee (CEOPRC) commencing following the Council Meeting

- 18 The CEOPRC meeting will be held on the fourth Thursday following the Ordinary Meeting of Council.

Thursday	22 February		at	EMRC Administration Office
Thursday	27 June		at	EMRC Administration Office

#### STRATEGIC/POLICY IMPLICATIONS

- 19 Section 5.25(1)(g) of the *Local Government Act 1995* and r.12 of the *Local Government (Administration) Regulations 1996* requires that at least once each year local public notice is to be given of all Ordinary Council meetings and Committee meeting dates, times and places that are to be open to the public and are to be held in the next twelve (12) months.

#### FINANCIAL IMPLICATIONS

- 20 The costs of running the meetings have been included in the adopted budget.

#### SUSTAINABILITY IMPLICATIONS

- 21 Nil



**Risk – Non Compliance with the EMRC’s responsibility to maintain responsible and accountable governance and management of the organization.**

Consequence	Likelihood	Rating
Moderate	Unlikely	Moderate
Action/Strategy		
➤ Council to adopt the proposed 2024 meeting dates and advertising of the 2024 meeting dates.		

#### MEMBER COUNCIL IMPLICATIONS

Member Council	Implication Details
Town of Bassendean	Nil
City of Bayswater	
Shire of Mundaring	
City of Swan	

#### ATTACHMENT(S)

EMRC 2024 Meeting Dates Calendar (D2024/44384)

#### VOTING REQUIREMENT

Simple Majority

#### RECOMMENDATION(S)

That:

- 1 Council adopts the Ordinary Council meeting and Committee meeting dates, times and places for 2024 as outlined in the report.
- 2 Notice be given in accordance with r.12 of the *Local Government (Administration) Regulations 1996*.

#### COUNCIL RESOLUTION(S)

MOVED

SECONDED

# EMRC MEETING DATES 2024

JANUARY						
S	M	T	W	T	F	S
	1	2	3	4	5	6
7	8	9	10	11	12	13
14	15	16	17	18	19	20
21	22	23	24	25	26	27
28	29	30	31			

FEBRUARY						
S	M	T	W	T	F	S
				1	2	3
4	5	6	7	8	9	10
11	12	13	14	15	16	17
18	19	20	21	22	23	24
25	26	27	28	29		

MARCH						
S	M	T	W	T	F	S
					1	2
3	4	5	6	7	8	9
10	11	12	13	14	15	16
17	18	19	20	21	22	23
24	25	26	27	28	29	30
31						

APRIL						
S	M	T	W	T	F	S
	1	2	3	4	5	6
7	8	9	10	11	12	13
14	15	16	17	18	19	20
21	22	23	24	25	26	27
28	29	30				

MAY						
S	M	T	W	T	F	S
			1	2	3	4
5	6	7	8	9	10	11
12	13	14	15	16	17	18
19	20	21	22	23	24	25
26	27	28	29	30	31	

JUNE						
S	M	T	W	T	F	S
						1
2	3	4	5	6	7	8
9	10	11	12	13	14	15
16	17	18	19	20	21	22
23	24	25	26	27	28	29
30						

JULY						
S	M	T	W	T	F	S
	1	2	3	4	5	6
7	8	9	10	11	12	13
14	15	16	17	18	19	20
21	22	23	24	25	26	27
28	29	30	31			

AUGUST						
S	M	T	W	T	F	S
				1	2	3
4	5	6	7	8	9	10
11	12	13	14	15	16	17
18	19	20	21	22	23	24
25	26	27	28	29	30	31

SEPTEMBER						
S	M	T	W	T	F	S
1	2	3	4	5	6	7
8	9	10	11	12	13	14
15	16	17	18	19	20	21
22	23	24	25	26	27	28
29	30					

OCTOBER						
S	M	T	W	T	F	S
		1	2	3	4	5
6	7	8	9	10	11	12
13	14	15	16	17	18	19
20	21	22	23	24	25	26
27	28	29	30	31		

NOVEMBER						
S	M	T	W	T	F	S
					1	2
3	4	5	6	7	8	9
10	11	12	13	14	15	16
17	18	19	20	21	22	23
24	25	26	27	28	29	30

DECEMBER						
S	M	T	W	T	F	S
1	2	3	4	5	6	7
8	9	10	11	12	13	14
15	16	17	18	19	20	21
22	23	24	25	26	27	28
29	30	31				

	Council Meeting
	Audit Committee Meeting
	Agenda Forum and Information Sessions
	WA Public Holidays

## WA Public Holidays 2024

Monday	1 January	New Year's Day
Friday	26 January	Australia Day
Monday	4 March	Labour Day
Friday	29 March	Good Friday
Monday	1 April	Easter Monday
Thursday	25 April	ANZAC Day
Monday	3 June	WA Day
Monday	23 September	King's Birthday
Wednesday	25 December	Christmas Day
Thursday	26 December	Boxing Day

All meetings are held at 226 Great Eastern Highway, Ascot unless otherwise notified

## 14.7 CLOSURE OF THE EMRC FACILITIES FOR THE UPCOMING CHRISTMAS/NEW YEAR 2023-2024 AND PUBLIC HOLIDAYS FOR 2024

**D2023/44385**

### PURPOSE OF REPORT

The purpose of this report is to seek approval from Council for the closure of the EMRC facilities over the 2023/2024 Christmas/New Year period and Public Holidays for 2024.

### KEY POINT(S)

- It is the standard practice for the EMRC Administration Office, Ascot to close over the Christmas/New Year period.
- Closure of the waste management facilities open to the community is limited over the Christmas/New Year period and all public holidays.

### RECOMMENDATION(S)

That Council approves that:

1. The EMRC Administration Office, Ascot will close from 5:00pm Friday, 22 December 2023 and on each day thereafter until it re-opens on Tuesday, 2 January 2024 and all Public Holidays in 2024.
2. The Hazelmere Resource Recovery Park closure details are as follows:
  - a) The Hazelmere Resource Recovery Park Wood Waste Timber Facility will be closed from 3:30pm Friday, 22 December 2023 and on each day thereafter until it re-opens on Tuesday, 2 January 2024 and all Public Holidays in 2024.
  - b) The Hazelmere Resource Recovery Park, new Transfer Station will be closed on Christmas Day (Monday, 25 December 2023), New Year's Day (Monday, 1 January 2024) and Good Friday (Friday, 29 March 2024).
3. The Red Hill Waste Management Facility will be closed on Christmas Day (Monday, 25 December 2023), New Year's Day (Monday, 1 January 2024) and Good Friday (Friday, 29 March 2024).
4. The Mathieson Road Transfer Station (Shire of Mundaring) will be closed on Good Friday (Friday, 29 March 2024).
5. The Coppin Road Transfer Station (Shire of Mundaring) will be closed on Christmas Day (Monday, 25 December 2023), Boxing Day (Tuesday, 26 December 2023) and New Year's Day (Monday, 1 January 2024).
6. The Baywaste Transfer Station (City of Bayswater) will be closed on Christmas Day (Monday, 25 December 2023), New Year's Day (Monday, 1 January 2024) and Good Friday (Friday, 29 March 2024).

### SOURCE OF REPORT

Chief Operating Officer

### BACKGROUND

- 1 Council at its meeting on 8 December 1994 resolved that the Red Hill Waste Management Facility (Red Hill) close on Christmas Day, New Year's Day and Good Friday of each year. Consequently, over the Christmas/New Year period, Red Hill was closed on Christmas Day and New Year's Day. (Ref: DMDOC/148557).
- 2 It has been standard practice in the past to close the EMRC Administration Office during the Christmas and New Year period and to close the Hazelmere Resource Recovery Park (Hazelmere) between Christmas Day and New Year's Day (subject to operational requirements assessed closer to the Christmas/New Year closure period).

- 3 There is now a requirement for the Hazelmere Resource Recovery Park, new Transfer Station to remain open for the Christmas and New Year Period except for Christmas Day and New Year's Day. The Transfer Station will be closed on Good Friday, 29 March 2024
- 4 In 2022/2023, the EMRC Administration Office, Ascot was closed from Friday, 23 December 2022 and re-opened on Tuesday, 3 January 2023. Hazelmere was also closed during the same period. In consultation with the Shire of Mundaring, the Mathieson Road and Coppin Road Transfer Stations were closed on Christmas Day (Sunday, 25 December 2022) and Boxing Day (Monday, 26 December 2022).
- 5 In July 2020, the EMRC began operating the Baywaste Transfer Station on behalf of the City of Bayswater. The Site Agreement states that the facility will close on Christmas Day, New Year's Day and Good Friday annually.

## REPORT

- 6 It is proposed that the EMRC Administration Office, Ascot be closed from 5:00pm Friday, 22 December 2023 and re-open on Tuesday, 2 January 2024. As most enquiries during this period of closure would relate to waste disposal and can be handled at Red Hill, it is considered that customers and/or the general public will not be inconvenienced by this arrangement.
- 7 There may be a requirement for the Hazelmere Commercial and Industrial (C&I) facility to operate over the Christmas/New Year period. It is also possible that contracted customers may require supply of wood fines during this period. An assessment regarding the closure of Hazelmere over the Christmas and New Year period will therefore be made closer to the Christmas/New Year closure period. If the assessment concludes that there is no operational requirement for Hazelmere to remain open, then the proposal is to close that facility from 3:30pm Friday, 22 December 2023 and re-open on Tuesday, 2 January 2024.
- 8 The Hazelmere Resource Recovery Park, new Transfer Station will be closed on Christmas Day (Monday, 25 December 2023), New Year's Day (Monday, 1 January 2024) and Good Friday (Friday, 29 March 2024) of each year.
- 9 The EMRC Council previously resolved that Red Hill close on Christmas Day, New Year's Day and Good Friday of each year. It is proposed that this arrangement includes Boxing Day, when it falls on the weekend. Therefore, Red Hill will close on Christmas Day (Monday, 25 December 2023) and New Year's Day (Monday, 1 January 2024) and Good Friday (Friday, 29 March 2024).
- 10 The EMRC operates the Coppin Road and Mathieson Road Transfer Stations on behalf of the Shire of Mundaring. In consultation with the Shire of Mundaring and in accordance with the Site Management Agreement, the Mathieson Road Transfer Station will be closed on Good Friday (Friday, 29 March 2024). Coppin Road Transfer Station will be closed Christmas Day (Monday, 25 December 2023), Boxing Day (Tuesday 26 December 2023) and New Year's Day (Monday, 1 January 2024) for the 2023/2024 Christmas and New Year period. Mathieson Road Transfer Station will be closed on Good Friday (Friday, 29 March 2024) (non-trading day Coppin Road).
- 11 The EMRC operates the Baywaste Transfer Station on behalf of the City of Bayswater. In consultation with the City of Bayswater and in accordance with the Site Management Agreement, the Baywaste Transfer Station will be closed on Christmas Day (Monday, 25 December, 2023) and New Year's Day (Monday, 1 January 2024) for the 2023/2024 Christmas and New Year period. The Facility will also be closed on Good Friday (Friday, 29 March 2024).



## STRATEGIC/POLICY IMPLICATIONS

- 12 Reporting on EMRC Strategic Policy implications align with the revised Strategic Plan 2017-2027 and the Sustainability Strategy.

## FINANCIAL IMPLICATIONS

- 13 Reduction of accrued leave balances.

## SUSTAINABILITY IMPLICATIONS

- 14 Nil

## RISK MANAGEMENT

Risk – Ineffective Management of Customer Expectations		
Consequence	Likelihood	Rating
Minor	Possible	Moderate
Action/Strategy		
➤ Ensure that the closure of the sites is gazetted and communicated adequately.		

## MEMBER COUNCIL IMPLICATIONS

### Member Council

Town of Bassendean  
City of Bayswater  
Shire of Mundaring  
City of Swan



### Implication Details

Member Councils to note closure dates within the report for the following sites:

- Ascot Administration Office
- Red Hill Waste Management Facility
- Hazelmere Resource Recovery Park
- Mathieson and Coppin Road Transfer Stations
- Baywaste Transfer Station

## ATTACHMENT(S)

Nil

## VOTING REQUIREMENT

Simple Majority

**RECOMMENDATION(S)**

That Council approves that:

1. The EMRC Administration Office, Ascot will close from 5:00pm Friday, 22 December 2023 and on each day thereafter until it re-opens on Tuesday, 2 January 2024 and all Public Holidays in 2024.
2. The Hazelmere Resource Recovery Park closure details are as follows:
  - a) The Hazelmere Resource Recovery Park Wood Waste Timber Facility will be closed from 3:30pm Friday, 22 December 2023 and on each day thereafter until it re-opens on Tuesday, 2 January 2024 and all Public Holidays in 2024.
  - b) The Hazelmere Resource Recovery Park, new Transfer Station will be closed on Christmas Day (Monday, 25 December 2023), New Year's Day (Monday, 1 January 2024) and Good Friday (Friday, 29 March 2024).
3. The Red Hill Waste Management Facility will be closed on Christmas Day (Monday, 25 December 2023), New Year's Day (Monday, 1 January 2024) and Good Friday (Friday, 29 March 2024).
4. The Mathieson Road Transfer Station (Shire of Mundaring) will be closed on Good Friday (Friday, 29 March 2024).
5. The Coppin Road Transfer Station (Shire of Mundaring) will be closed on Christmas Day (Monday, 25 December 2023), Boxing Day (Tuesday, 26 December 2023) and New Year's Day (Monday, 1 January 2024).
6. The Baywaste Transfer Station (City of Bayswater) will be closed on Christmas Day (Monday, 25 December 2023), New Year's Day (Monday, 1 January 2024) and Good Friday (Friday, 29 March 2024).

**COUNCIL RESOLUTION(S)**

MOVED

SECONDED

## 14.8 DISABILITY ACCESS AND INCLUSION PLAN 2023 TO 2028

D2023/44386

### PURPOSE OF REPORT

The purpose of this report is to present the draft Disability Access and Inclusion Plan 2023 to 2028 (DAIP 2018 to 2023) for Council adoption.

### KEY POINT(S)

- A requirement of the *Disability Services Act 1993* (section 27) is that a public authority must ensure that it develops and implements a Disability Access and Inclusion Plan.
- On 19 August 2010 Council adopted a Disability Access and Inclusion Policy and Disability Access and Inclusion Plan (DAIP) 2010/2011 to 2012/2013.
- The DAIP was reviewed in 2013 and a new DAIP 2013/14 to 2017/18 was adopted.
- On 23 August 2018 Council was presented with a new draft DAIP 2018 to 2023 which was developed following a review of the current DAIP 2013/14 to 2017/18, and updated EMRC Policy 1.10 - Disability Access and Inclusion Policy.
- On 24 August 2023 Council was presented with a new draft DAIP 2023 – 2028.
- An advertisement to this effect was placed in the West Australian Newspaper and EMRC's public website on 14 September 2023.
- At the end of the 42 day public comment period (27 October 2023) the EMRC had not received any comments.

### RECOMMENDATION(S)

That Council:

1. Adopts the draft *Disability Access and Inclusion Plan 2023 to 2028* forming an attachment to this report.
2. Approves submission of the *Disability Access and Inclusion Plan 2023 to 2028* to the Disability Services Commission.

### SOURCE OF REPORT

Chief Executive Officer

### BACKGROUND

- 1 Section 27 of the *Disability Services Act 1993* (the Act) requires a public authority to develop and implement a Disability Access and Inclusion Plan.
- 2 Council adopted the EMRC's first Disability Access and Inclusion Policy and Disability Access and Inclusion Plan (DAIP) 2010/11 to 2012/13 on 19 August 2010 (DMDOC/134682).
- 3 The DAIP was reviewed in both 2013 (DMDOC/181698) and 2018 (D2018/08565).
- 4 On 24 August 2023 Council was presented with a new draft DAIP 2023 – 2028 (D2023/33859).

- 5 At the 24 August 2023 Council meeting resolved (D2023/33859), inter alia to:
- “3. APPROVE A 42 DAY PUBLIC CONSULTATION PERIOD ON THE DRAFT DISABILITY ACCESS AND INCLUSION PLAN 2023 TO 2028.”

## REPORT

- 6 An integral requirement of the *Disability Services Act 1993* (the Act) is mandatory community consultation to ensure that a DAIP is relevant and responsive to the needs of the community. The Act and associated regulations leave it to the discretion of authorities to determine the method of consultation. The minimum requirements are that public authorities must call for submissions regarding DAIPs in a state-wide or local newspaper as well as on their public website [s. 29 (10)].
- 7 An advertisement was placed in the West Australian Newspaper and the EMRC's public website on 14 September 2023, inviting members of the public to comment on the draft DAIP 2023 to 2028. At the end of the 42 day public comment period (14 September to 27 October 2023), the EMRC had not received any comments.
- 8 Consequently it is recommended that Council adopts the draft DAIP 2023 to 2028 forming an attachment to this report as required under the Act, and approves for it to be lodged with the Disability Services Commission, which is a statutory requirement.

## STRATEGIC/POLICY IMPLICATIONS

- 9 Nil

## FINANCIAL IMPLICATIONS

- 10 Nil

## SUSTAINABILITY IMPLICATIONS

- 11 Reporting on EMRC Strategic Policy implications align with the revised Strategic Plan 2017-2027 and the EMRC's Sustainability Strategy.

## RISK MANAGEMENT

Risk – Reputational		
Consequence	Likelihood	Rating
Moderate	Unlikely	Moderate
Action/Strategy		
➤ To ensure that the objectives within the DAIP are implemented and reported upon.		



**MEMBER COUNCIL IMPLICATIONS**

Member Council	Implication Details
Town of Bassendean	Nil
City of Bayswater	
Shire of Mundaring	
City of Swan	

**ATTACHMENT(S)**

Draft Disability Access and Inclusion Plan 2023 to 2028 (D2023/44388)

**VOTING REQUIREMENT**

Simple Majority

**RECOMMENDATION(S)**

That Council:

1. Adopts the draft *Disability Access and Inclusion Plan 2023 to 2028* forming an attachment to this report.
2. Approves submission of the *Disability Access and Inclusion Plan 2023 to 2028* to the Disability Services Commission.

**COUNCIL RESOLUTION(S)**

MOVED

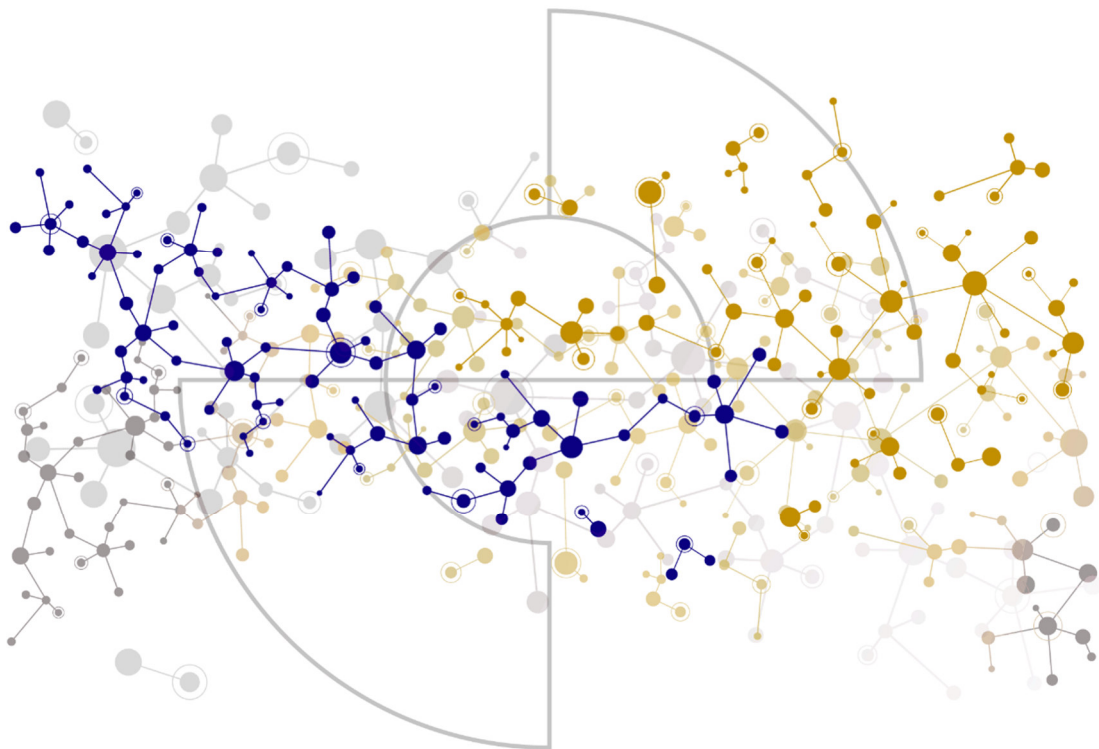
SECONDED



# Eastern Metropolitan Regional Council

## Disability Access and Inclusion Plan

2023 to 2028



## Contents

1	The Eastern Metropolitan Regional Council.....	3
1.1	The EMRC's Establishment Agreement .....	3
2	Vision, Mission and Values .....	3
2.1	Vision.....	3
2.2	Mission .....	3
2.3	Values.....	4
3	Key Stakeholders.....	4
4	The EMRC's Facilities.....	4
5	The EMRC's Services.....	5
5.1	Office of the Chief Executive Officer.....	5
5.2	Operations.....	6
5.3	Sustainability.....	6
5.4	Business Support.....	7
6	The EMRC's Access and Inclusion Policy Statement.....	7
7	Progress.....	8
8	Process and Review .....	8
9	Consultation and Promotion of the DAIP .....	12
9.1	Consultation of the DAIP .....	12
9.2	Promotion of the DAIP .....	12
10	Responsibility for Implementing the DAIP.....	12
11	Review and Evaluation Mechanisms .....	13
12	Feedback .....	13

## Policy Statement

I have great pleasure in presenting the Eastern Metropolitan Regional Council's (EMRC) Disability Access and Inclusion Plan 2023 to 2028.

This Plan demonstrates our commitment to furthering the principles and meeting the objectives of the *Disability Services Act 1993*, by setting out strategies to ensure that people with disability have the same rights and opportunities as other people to access our facilities and services.

It is our intention to deliver facilities, services and events that are open, available and accessible to the whole community, regardless of physical or intellectual ability, ethnicity, gender, age or any other perceived difference. The EMRC will ensure that this Disability Access and Inclusion Plan 2023 to 2028 is implemented and reviewed regularly.

All Agents and Contractors engaged by the EMRC will be advised of and expected to embrace and abide by the EMRC's Disability Access and Inclusion Plan 2023 to 2028 and work together with the EMRC to participate in achieving the outcomes.

Feedback is welcomed at any time on this document.

EMRC Chairperson



### Alternative Formats

This document is available on the EMRC's website [www.emrc.org.au](http://www.emrc.org.au) and can be requested in alternative formats including electronic format by e-mail, in hardcopy both in large and standard print and in audio format.

For further information please contact the Coordinator Communications during business hours on **(08) 9424 2222**.

For language assistance please contact the Translating and Interpreting Service (TIS) on 131 450.

## **1 The Eastern Metropolitan Regional Council**

The Eastern Metropolitan Regional Council (EMRC) is a local government entity established under the Local Government Act 1995 that works in partnership with its four member Councils located in Perth's Eastern Region — Town of Bassendean, City of Bayswater, Shire of Mundaring and City of Swan.

Perth's Eastern Region constitutes around one-third of Perth's metropolitan area encompassing a land area of about 2,100 square kilometres and an estimated population of 348,300 people (excludes Belmont Council area but includes Perth Airport Estate). The Region hosts Western Australia's major air, road and rail transport hub for movement of freight and passengers throughout Perth, intrastate, interstate and overseas. The Region is considered the gateway to greater Perth, through the domestic and international airports or from the highways to the north and east. With a diverse regional economy, access to a skilled workforce and a range of leisure, lifestyle and living opportunities, Perth's Eastern Region is well positioned for continued growth and represents an attractive investment destination.

The EMRC assists its member Councils to successfully turn challenges into opportunities and to ensure that the entire Region fulfils its potential as one of Western Australia's most vibrant and fast growing areas.

### **1.1 The EMRC's Establishment Agreement**

The EMRC's Establishment Agreement provides for it to undertake a range of projects and services and provides a means for member Councils to share resources and facilities. The EMRC represents a model of successful collaboration and for over 30 years, has initiated and led projects for its member Councils that deliver real benefits to the region in the areas of waste management and resource recovery, environmental sustainability and regional economic development. These services enable member Councils to enhance outcomes for their communities and for Perth's Eastern Region as a whole.

## **2 Vision, Mission and Values**

The EMRC is a regional local government entity established under the Local Government Act 1995 that works in partnership with its four member Councils.

### **2.1 Vision**

The EMRC focuses on delivering waste, resource recovery and sustainability services, capitalising on its existing capabilities and infrastructure to act as an industry leader.

The pillars of Sustainability; Business Model; Markets & Services; Financial Resilience; Governance are underpinned by the EMRC Operational Foundation of: HR; IT; Finance; Culture; Procurement; Marketing and Stakeholder Communication.

### **2.2 Mission**

The EMRC, by partnering with member Councils and other stakeholders, facilitates strategies and actions for the benefit of Perth's Eastern Region.

## 2.3 Values

<b>Excellence</b>	Striving for excellence through the development of quality and continuous improvement
<b>Recognition</b>	Valuing employees in a supportive environment that focuses on their wellbeing
<b>Innovation</b>	Focus on innovative approaches in projects and service delivery
<b>Responsiveness</b>	Dynamic and flexible service delivery
<b>Innovation</b>	Focus on innovative approaches in project and service delivery
<b>Integrity</b>	Accountability and consistence in all that we do

## 3 Key Stakeholders

- The EMRC & member Council Elected Members
- The EMRC & member Council Employees
- Customers and Clients
- Other Local Governments
- Federal Government Agencies
- State Government Agencies
- Non-Government Agencies
- Politicians
- Educational Institutions
- Regional Business Groups
- Regional Community & Reference Groups
- Businesses
- Regional Volunteers
- Regional Residents
- Visitors and Tourists
- Investors

## 4 The EMRC's Facilities

The EMRC operations are run through the following facilities:

<b>EMRC Administration Office</b>	
1 <sup>st</sup> Floor Ascot Place 226 Great Eastern Highway Ascot WA 6104  PO Box 234 Belmont WA 6984  Telephone: (08) 9424 2222 Email: mail@emrc.org.au	<b>Opening Hours</b> Monday to Friday 8:30am to 5:00pm  <b>Closed</b> Weekends, Public Holidays and usually during the Christmas and New Year period
<b>Red Hill Waste Management Facility</b>	
1094 Toodyay Road Red Hill WA 6056  Telephone: (08) 6219 7333 Email: redhill@emrc.org.au	<b>Opening Hours</b> Monday to Saturday 8:00am – 4:00pm Sunday 10:00am – 4:00pm  <b>Closed</b> Good Friday, Christmas Day and New Year's Day

<b>Hazelmere Resource Recovery Park</b>	
77 Lakes Road Hazelmere WA 6055  Telephone: (08) 6216 3100 Email: hazelmere@emrc.org.au	<b>Opening Hours</b> Monday to Friday 7:00am – 3:00pm  <b>Closed</b> ➤ Weekends and Public Holidays May close during the Christmas and New Year period
<b>Coppin Road Community Recycling Centre - Shire of Mundaring Residents Only</b>	
Coppin Road Mundaring WA 6073	<b>Opening Hours</b> Saturday, Sunday, Monday and Tuesday 8:00am – 4:00pm  <b>Closed</b> Christmas Day and New Year's Day
<b>Mathieson Road Community Recycling Centre</b>	
Lot 150 Mathieson Road Chidlow WA 6556	<b>Opening Hours</b> Thursday, Friday, Saturday and Sunday 8:00am – 4:00pm  <b>Closed</b> Christmas Day and New Year's Day
<b>Baywaste Community Recycling Centre</b>	
271 Collier Road Bayswater WA 6053  Telephone (08) 9271 2964	<b>Opening Hours</b> Monday to Friday 7:30am – 4:00pm  <b>Closed</b> Good Friday, Christmas Day and New Year's Day

## 5 The EMRC's Services

### 5.1 Office of the Chief Executive Officer

<b>Business Unit</b>	<b>Services</b>
Chief Executive Officer's Office	<ul style="list-style-type: none"> <li>➤ Advocacy</li> <li>➤ Public Relations</li> <li>➤ Strategic and Corporate Planning</li> <li>➤ Organisational Development</li> <li>➤ Human Resources</li> <li>➤ Communications</li> <li>➤ Workplace Safety and Health</li> </ul>



## 5.2 Operations

Business Unit	Services
Chief Operating Officer	<p><b>Red Hill Waste Management Facility</b></p> <ul style="list-style-type: none"> <li>➤ Classes I, II, III and IV waste</li> <li>➤ Transfer Station – Red Hill</li> <li>➤ Green Waste Processing</li> </ul> <p><b>Transfer Stations</b></p> <ul style="list-style-type: none"> <li>➤ Coppin Road</li> <li>➤ Mathieson Road</li> <li>➤ Baywaste</li> </ul> <p><b>Hazelmere Resource Recovery Park</b></p> <ul style="list-style-type: none"> <li>➤ Mattress Processing</li> <li>➤ Timber Recycling</li> <li>➤ Wood Waste to Energy Plant</li> <li>➤ Commercial and Industrial Waste Sorting Plant</li> </ul> <p><b>Engineering</b></p> <p>Specialist Landfill Design and Waste Management Advice</p> <p>Project Delivery</p>

## 5.3 Sustainability

Business Unit	Services
Chief Sustainability Officer	<ul style="list-style-type: none"> <li>➤ Circular Economy</li> <li>➤ Achieving Carbon Emission Reduction (ACER)</li> <li>➤ Regional Events</li> <li>➤ Water Sensitive Futures</li> <li>➤ Sustainable Development Goals</li> <li>➤ Social Advancement</li> <li>➤ Climate Change</li> <li>➤ Waste Education</li> <li>➤ Environmental Monitoring and Compliance</li> <li>➤ Environmental Approvals and Reporting</li> <li>➤ Environmental and Waste Management Consulting</li> <li>➤ Waste Acceptance and Classification</li> <li>➤ Rehabilitation and Revegetation Programs</li> <li>➤ Surveys and Mapping</li> </ul>

## 5.4 Business Support

Business Unit	Services
Procurement and Governance	<ul style="list-style-type: none"> <li>➤ Procurement, Fleet and Building (Ascot)</li> <li>➤ Compliance</li> <li>➤ Risk Management</li> </ul>
Information Services	<ul style="list-style-type: none"> <li>➤ Help Desk</li> <li>➤ IT Projects</li> <li>➤ Records Management</li> </ul>
Finance Services	<ul style="list-style-type: none"> <li>➤ Financial Management and Reporting</li> <li>➤ Asset Management</li> <li>➤ Payroll</li> </ul>

## 6 The EMRC's Access and Inclusion Policy Statement

The EMRC is committed to achieving the eight desired outcomes of our Disability Access and Inclusion Plan 2023 to 2028, which are:

1. People with disability have the same opportunities as other people to access the services of, and any events organised by, the EMRC.
2. People with disability have the same opportunities as other people to access the buildings and other facilities of the EMRC.
3. People with disability receive information from the EMRC in a format that will enable them to access the information as readily as other people are able to access it.
4. People with disability receive the same level and quality of service from the employees and contractors of the EMRC as other people receive from the employees and contractors of the EMRC.
5. People with disability have the same opportunities as other people to make complaints to the EMRC.
6. People with disability have the same opportunities as other people to participate in any public consultation by the EMRC.
7. People with disability have the same opportunities as other people to obtain and maintain employment with the EMRC.
8. The EMRC Council ensures that a Disability Access and Inclusion Policy and Plan are developed, implemented and reviewed regularly.

It is our intention to deliver facilities, services and events that are open, available and accessible to the whole community, regardless of ability, ethnicity, gender, age or any other perceived difference.

This Disability Access and Inclusion Plan 2018 to 2023 demonstrates our commitment to furthering the principles and meeting the objectives of the Disability Services Act 1993.

The EMRC also acknowledges and supports the United Nations Agenda 2030 Sustainable Development Goals, which have been ratified by the Australian Government. By committing to achieving these outcomes, the EMRC recognises that this will also support the achievement of employment and inclusion for all.

## 7 Progress

The EMRC is committed to facilitating the inclusion of people with disability and has implemented a number of key initiatives, as detailed below.

Initiatives and Achievements
➤ Partnership with Disability Service Providers – Edge and VisAbility
➤ Adoption of a Disability Access and Inclusion Policy and the EMRC's first Disability Access and Inclusion Plan (DAIP).
➤ Upgrade to the Red Hill Waste Management Facility administration building includes: <ul style="list-style-type: none"> <li>⇒ Wheelchair accessible ramp</li> <li>⇒ Disabled toilet</li> <li>⇒ Disabled parking</li> </ul>
➤ Review and development of a new DAIP
➤ Recruitment processes reviewed to ensure no barriers faced by people seeking employment at the EMRC
➤ Employment of people with disability at the EMRC's Commercial and Industrial Waste Processing Plant at the Hazelmere Resource Recovery Park
➤ Managers and Supervisors trained in working with people with disabilities
➤ Disabled parking upgrade at the EMRC Administration building
➤ The EMRC's commitment to employing and retaining people with disability
➤ Upgrade to the EMRC public website to include: <ul style="list-style-type: none"> <li>⇒ Accessibility focused tools</li> <li>⇒ High colour contrast display mode</li> <li>⇒ Ability to increase text size</li> </ul>
➤ Hearing Loop available in the Council Chambers
➤ All employees receive Disability Awareness Training on induction and on an ongoing basis

## 8 Process and Review

The review found that the 2018 to 2022 DAIP initiatives had been achieved and a new plan was required to ensure currency and relevance.

The consultation also identified two barriers to access and inclusion, which will be addressed in the 2023 to 2028 DAIP. These barriers include:

- Employing individuals in Operational roles using larger plant and machinery.
- Older employees at operations sites may have age-specific barriers.

The identification of these barriers has informed the development of strategies in the 2023 to 2028 DAIP. The barriers have been prioritised in order of importance, which assists setting timeframes for the completion of strategies to overcome those access barriers.

As a result of the consultation process the EMRC will undertake a number of tasks from 2023 to 2028 to improve access to its services, buildings and information.

The eight desired objectives provide a framework for improving access and inclusion for people with disabilities in the EMRC.

## Objective One

People with disability have the same opportunities as other people to access the services of, and any events organised by, the EMRC.

No.	Action	Timeline	Responsibility
1	Ensure that all events organised by the EMRC provide as a minimum: <ul style="list-style-type: none"> <li>➤ Accessible parking</li> <li>➤ Accessible toilets</li> <li>➤ Promotional material available in alternative formats including: <ul style="list-style-type: none"> <li>⇒ EMRC website</li> <li>⇒ Email</li> <li>⇒ Electronic and hard copy in large and standard print</li> </ul> </li> </ul>	Ongoing	Waste Education Functions Communications
2	Use a variety of media to publicise events.	Ongoing	Communications
3	Ensure that people with disability are considered when developing communication strategies for promoting events.	Ongoing	Communications

## Objective Two

People with disability have the same opportunities as other people to access the buildings and other facilities of the EMRC.

No.	Action	Timeline	Responsibility
1	Ensure that new buildings and facilities developed by EMRC are designed to meet DAIP legislation.	Ongoing	Engineering - Operations
2	Ensure that all new or redevelopment works provide access to people with disability, where practicable.	Ongoing	Engineering - Operations
3	Ensure the quantity and location of ACROD parking meets the needs of people with disability.	Ongoing	Engineering - Operations



## Objective Three

People with disability receive information from the EMRC in a format that will enable them to access the information as readily as other people are able to access it.

No.	Action	Timeline	Responsibility
1	Ensure that information on Council functions, facilities and services is available in alternative formats if required including: <ul style="list-style-type: none"> <li>➤ EMRC website</li> <li>➤ Email</li> <li>➤ Webinars</li> <li>➤ Electronic and hard copy in large and standard print</li> <li>➤ Braille</li> <li>➤ Audio format</li> <li>➤ A language other than English</li> </ul>	Ongoing	Communications
2	Make electronic or hard copies of documents available in large print.	Ongoing	Communications
3	Make information available in other formats on request.	Ongoing	Communications
4	Improve employees' awareness of accessible information needs and how to obtain information in other formats during induction of new employees.	Ongoing	Human Resources / Business Unit Managers
5	Advise the community via the local newspaper, Information Radio, and disability group newsletters that other formats are available.	Bi-Annual	Communications

## Objective Four

People with disability receive the same level and quality of service from the employees and contractors of the EMRC as other people receive from the employees and contractors of the EMRC.

No.	Action	Timeline	Responsibility
1	EMRC's DAIP is distributed to Employees and Councillors.	Ongoing	Chief Executive Officer
2	New Employees are provided EMRC's DAIP and relevant information.	Ongoing	Human Resources
3	Contractors (existing and new) are aware of the relevant requirements of the Disability Services Act and EMRC's DAIP.	Ongoing	Manager Procurement and Governance

## Objective Five

People with disability have the same opportunities as other people to make complaints to the EMRC.

No.	Action	Timeline	Responsibility
1	Ensure that complaints can be lodged via a number of means, including email, mail, and verbal.	Ongoing	Chief Executive Officer
2	Ensure that complaints are acted upon.	Ongoing	Chief Executive Officer

## Objective Six

No.	Action	Timeline	Responsibility
1	Ensure that public consultation venues organised by the EMRC provide as a minimum: <ul style="list-style-type: none"> <li>➤ Accessible parking</li> <li>➤ Accessible toilets</li> <li>➤ Promotional material available in alternative formats</li> </ul>	Ongoing	Waste Education Functions Communications
2	Ensure that any feedback or comments can be lodged via alternative formats, including mail or email.	Ongoing	Communications

## Objective Seven

People with disability have the same opportunities as other people to obtain and maintain employment with the EMRC

No.	Action	Timeline	Responsibility
1	Commit to using inclusive recruitment practices when advertising new positions.	Ongoing	Human Resources
2	Continue to engage with disability employment providers.	Ongoing	Human Resources
3	Equal opportunity ethos is fostered among employees.	Ongoing	Human Resources
4	Identify and remove any barriers to employment.	Ongoing	Human Resources
5	Provide support and training for management employees.	Ongoing	Human Resources

## Objective Eight

The EMRC Council ensures that a Disability Access and Inclusion Policy and Plan are developed, implemented and reviewed regularly.

No.	Action	Timeline	Responsibility
1	Consult with the Community on the Disability Access and Inclusion Policy and Disability Access and Inclusion Plan (DAIP).	When reviewed or as required	Chief Executive Officer
2	Provide information on EMRC's DAIP to the Community.	Once adopted by Council	Chief Executive Officer
3	Review and amend DAIP Policy and Plan.	When required	Chief Executive Officer
4	Lodge DAIP with the Disability Services Commission.	Following adoption by Council	Chief Executive Officer
5	Develop links between the DAIP and other EMRC plans and Strategies.	Ongoing	Manager Human Resources

## 9 Consultation and Promotion of the DAIP

### 9.1 Consultation of the DAIP

A review and engagement process was undertaken to seek the community's views on the EMRC's accessibility and inclusiveness.

The community was notified of the review and engagement process through a notice in the State-wide newspaper (The West Australian), and a notification was also posted.

### 9.2 Promotion of the DAIP

Once the DAIP has been endorsed by Council and Department of Communities, Disability Services availability of the DAIP will be promoted on the EMRC's website [www.emrc.org.au](http://www.emrc.org.au) and advertised through a local public notice in the West Australian newspaper and in alternative formats upon request.

The DAIP will also be available in hardcopy at EMRC's reception located at Level 1, 226 Great Eastern Highway, Ascot.

## 10 Responsibility for Implementing the DAIP

It is a requirement of the Disability Services Act 1993 that all officers, employees, agents and contractors take practical measures to implement the DAIP. The EMRC's DAIP sets out who is responsible for each action.

## **11 Review and Evaluation Mechanisms**

The Disability Services Act 1993 sets out the minimum review requirements for public authorities in relation to DAIPs. A DAIP team of key employees will be formed and will meet regularly to review progress on implementation. A report will be prepared each year on the implementation of the DAIP and will be reported through the EMRC's Annual Report.

New or amended strategies will be included in the DAIP and lodged with Department of Communities, Disability Services. Copies of the amended DAIP will be available to the community in alternative formats.

A report will also be prepared and forwarded annually to the Department of Communities, Disability Services.

The DAIP will be reviewed at least every five years. The community, employees and Council members will be consulted as part of the review process.

## **12 Feedback**

The EMRC welcomes feedback. Comments and suggestions on our Disability Access and Inclusion Plan 2023 to 2028 can be made via a number of means:

**Tel:** (08) 9224 2222

**Email:** [mail@emrc.org.au](mailto:mail@emrc.org.au)

**Mail:** The Eastern Metropolitan Regional Council  
PO Box 234, Belmont WA 6984

**In Person:** Eastern Metropolitan Regional Council  
1st Floor, Ascot Place  
226 Great Eastern Hwy (Corner Kalgoorlie Street)  
Ascot WA 6104



**This Disability Access and Inclusion Plan is available in alternative formats upon request including electronic format by email, in hard copy in both large and standard print, in audio on compact disc and on the website at:**

**Eastern Metropolitan Regional Council  
- Administration Office  
226 Great Eastern Highway  
-Ascot, WA, 6104**

**(08) 9424 2222**

**[mail@emrc.org.au](mailto:mail@emrc.org.au)**

**[www.emrc.org.au](http://www.emrc.org.au)**

## 14.9 WASTE MANAGEMENT COMMUNITY REFERENCE GROUP MEMBERSHIP

D2023/44389

### PURPOSE OF REPORT

The purpose of this report is to seek Council endorsement of a nominated community member to the Waste Management Community Reference Group (WMCRG).

### KEY POINT(S)

- The Waste Management Community Reference Group (WMCRG) currently comprises six members.
- Some of the members were endorsed by the EMRC Council at its November 2022 meeting.
- Two further members were endorsed by the EMRC Council at the March and May 2023 meetings.
- The EMRC is now in receipt of a nomination from a community member from the City of Bayswater.
- Further membership changes occurred at the end of June 2023 with the departure of the City of Kalamunda WMCRG members.

### RECOMMENDATION(S)

That Council endorses the nomination of Ariane Katscherian as a community member of the WMCRG, such nomination expiring in October 2025.

### SOURCE OF REPORT

Chief Sustainability Officer

### BACKGROUND

- 1 The WMCRG was formed in 2002 with membership drawn from interested person representing the then six member Council local communities.
- 2 Council, at its 20 June 2019 meeting resolved:

*"THAT COUNCIL:*

*WRITE TO MS RUTH KENDALL THE DEPUTY CHAIRMAN ACKNOWLEDGING HER SERVICE ON THE WMCRG SINCE ITS INCEPTION.*

*ENDORSE THE RENOMINATION OF THE FOLLOWING WMCRG MEMBERS FOR A TWO (2) YEAR TERM EXPIRING ON 31 AUGUST 2021 AND ACKNOWLEDGE THEIR CONTINUING SUPPORT.*

- *MS DIANNE KATSCHERIAN (CHAIRMAN)*
- *MR ANTHONY FOWLER*
- *MS BELINDA HAMILTON*
- *MS CARMEL LUCK*
- *MR EDWIN DELL*
- *MR MALCOLM BARKER*
- *MR MARK SIMPSON*
- *MR RAY LEWIS*

*ACCEPT THE AMENDED TERMS OF REFERENCE AND ROLES OF MEMBERS AND OFFICERS FORMING (ATTACHMENT 2) TO THIS REPORT.*

*ADVERTISE FOR EXPRESSIONS OF INTEREST FOR ADDITIONAL MEMBERSHIP IN THE WMCRCG.”*

- 3 In order to reaffirm existing members intentions to continue as a WMCRCG member and to also increase the representation of the WMCRCG across the five member Councils, Expressions of Interest were sought from the community via the EMRC’s Earth Carers network and the Regional Waste Education Officers group. Nominations closed on 24 October 2022 and at the time of preparing this report, seven applications had been received: Carmel Luck; Anthony Fowler; Mark Simpson; Belinda Cass; Edwin Dell; Dianne Katscherian; Alan Wicks.

- 4 Council, at its November 2022 meeting resolved:

*“THAT COUNCIL ENDORSE THE NOMINATIONS OF THE FOLLOWING COMMUNITY MEMBERS FOR A THREE-YEAR TERM EXPIRING IN OCTOBER 2025:*

1. MS CARMEL LUCK
2. MR ANTHONY FOWLER
3. MR MARK SIMPSON
4. MS BELINDA CASS (HAMILTON)
5. MR EDWIN DELL
6. MS DIANNE KATSCHERIAN
7. MR ALAN WICKS”

- 5 A further nomination was received from an interested community member residing in the Town of Bassendean and this nomination was presented to the EMRC Council for consideration in March 2023.

- 6 Council, at its March 2023 meeting resolved:

*“THAT COUNCIL ENDORSES THE NOMINATION OF PENNY STEEL-BROWN AS A COMMUNITY MEMBER OF THE WMCRCG, SUCH NOMINATION EXPIRING IN OCTOBER 2025.”*

- 7 Subsequent to the above, a further nomination was received from an interested community member residing in the City of Swan and this nomination was presented to the EMRC Council for consideration in May 2023.

- 8 Council, at its May 2023 meeting resolved:

*“THAT COUNCIL ENDORSE THE NOMINATION OF BILL KAROLL AS A COMMUNITY MEMBER OF THE WMCRCG, SUCH NOMINATION EXPIRING IN OCTOBER 2025.”*

- 9 It is also worth noting that membership of the WMCRCG was further modified at the end of June 2023 to account for the departure of the three City of Kalamunda community representatives, given Kalamunda’s departure as a member Council of the EMRC on 30 June 2023.

- 10 Council endorsed members have an interest in waste management, resource recovery and waste education and can act as EMRC advocates in the community when promoting waste and resource recovery initiatives. The table below indicates the current representation of WMCRG members:

Council	Current Community Members
Town of Bassendean	Penny Steel-Brown
City of Bayswater	Carmel Luck
Shire of Mundaring	Edwin Dell Dianne Katscherian
City of Swan	Alan Wicks Bill Karoll
<b>Total</b>	<b>6</b>

- 11 The Terms of Reference for the WMCRG Members is outlined and includes the opportunity for the members to:
- Bring to the WMCRG their expertise and experience to assist the Group;
  - Discuss relevant issues, in accordance with the Terms of Reference;
  - Raise items for consideration by the WMCRG. These may require an officer to research and prepare a report for the reference group's consideration at a subsequent meeting
  - Provide expert advice if, and where, qualified to do so;
  - Recognise that the EMRC is required to makes its own decisions with regard to any advice placed before it, including operating within the parameters of the *Local Government Act, 1995*;
  - Be open and honest in their dealings at WMCRG meeting;
  - Declare any vested interests; and
  - Respect any confidentiality requirements requested by the EMRC.

### STRATEGIC/POLICY IMPLICATIONS

- 12 Reporting on EMRC Strategic Policy implications align with the revised Strategic Plan 2017-2027 and the Sustainability Strategy.

### FINANCIAL IMPLICATIONS

- 13 The costs associated with the WMCRG are included in the EMRC's annual budget.

### SUSTAINABILITY IMPLICATIONS

- 14 The WMCRG group provide feedback and input into waste management and resource recovery initiatives and activities that occur at EMRC's facilities, which all contribute towards minimising the environmental impact of waste by facilitating the sustainable use and development of resources.



**Risk The WMCRP Ceases to Function**

Consequence	Likelihood	Rating
Possible	Insignificant	Low
Action/Strategy		
➤ Continued liaison with the group ensures they remain engaged		

**MEMBER COUNCIL IMPLICATIONS**

Member Council	Implication Details
Town of Bassendean	} Nil
City of Bayswater	
Shire of Mundaring	
City of Swan	

**ATTACHMENT(S)**

2023 WMCRG Nomination Form (D2023/44390)

**VOTING REQUIREMENT**

Simple Majority

**RECOMMENDATION(S)**

That Council endorses the nomination of Ariane Katscherian as a community member of the WMCRG, such nomination expiring in October 2025.

**COUNCIL RESOLUTION(S)**

MOVED

SECONDED



## Eastern Metropolitan Regional Council (EMRC) Waste Management Community Reference Group (WMCRG) Nomination Form for a New Member (Expressions of Interest)

The Eastern Metropolitan Regional Council (EMRC) is defined by the boundaries of four Local Governments consisting of the Town of Bassendean, City of Bayswater, Shire of Mundaring and the City of Swan

<b>First Name</b> _____  <b>Address</b> _____  <b>Preferred Email</b> _____	<b>Last Name</b> _____  <b>Suburb</b> _____  <b>Mobile No.</b> _____
---	--

Local Government Council you reside and for how long?

---



---

A Community Representative needs to possess the following criteria:

- a) Live or have business in the EMRC region as mentioned above.
- b) Possess a wide knowledge base and an interest in the community issues surrounding waste and recycling.
- c) Be available for a minimum of two meetings per year. Meetings will generally be held at the EMRC's Hazelmere Resource Recovery Park Administration building at 77 Lakes Road Hazelmere, commencing at 5.30pm unless otherwise notified.
- d) Be comfortable engaging with a wide range of stakeholders regarding the waste/recycling industry (residents, businesses, community groups, Council, other government and private organisations).
- e) Have the ability to research, analyse and translate waste and recycling issues in their eastern region back to the group, with recommendations and suggestions.
- f) Have the ability to work effectively in a team and individually.
- g) Update and report to the community in an effective and timely manner.

Experience and knowledge in waste management is not essential. If you think you have what it takes to represent your community on this important issue, we invite you to apply with a brief statement outlining your suitability for the role. Please provide any relevant documentation which may support your application.

---

---

---

---

---

---

---

---

---

---

Should you have any enquiries, please contact Trish Kursar, Waste Education Coordinator on 9424 2222 or [Trish.Kursar@emrc.org.au](mailto:Trish.Kursar@emrc.org.au)

Please email Nomination Form to the above email or alternatively mail to WMCRG Application – Waste Services, EMRC, PO Box 234, Belmont 6984 or hand deliver to 226 Great Eastern Highway, Belmont.



#### 14.10 ITEMS CONTAINED IN THE INFORMATION BULLETIN (D2023/43820)

The following items are included in the Information Bulletin, which accompanies the Agenda.

1. REGISTER OF COUNCIL RESOLUTIONS 2023 (D2023/43818)
2. CEO EXERCISE OF DELEGATED POWERS AND DUTIES (D2023/43819)
3. 2023/2024 COUNCIL TONNAGE COMPARISONS AS AT 30 SEPTEMBER 2023 (D2023/41901)
4. 2023/2024 COUNCIL TONNAGE COMPARISONS AS AT 31 OCTOBER 2023 (D2023/43738)
5. CORPORATE BUSINESS PLAN 2023/2024 – 2027/2028 FIRST QUARTER REPORTING – JULY TO SEPTEMBER 2023 (D2023/44391)
6. SUSTAINABILITY TEAM UPDATE – JULY TO SEPTEMBER 2023 (D2023/44394)

#### RECOMMENDATION

That the Council notes the items contained in the Information Bulletin accompanying the 23 November 2023 Ordinary Meeting of Council Agenda.

#### COUNCIL RESOLUTION

MOVED

SECONDED

### 15 REPORTS OF COMMITTEES

#### 15.1 AUDIT COMMITTEE MEETING HELD 5 OCTOBER 2023 (D2023/41244)

The minutes of the Audit Committee meeting held on 5 October 2023 accompany and form part of this agenda – (refer to section of 'Minutes of Committees' for Council accompanying this Agenda).

#### QUESTIONS

The Chairperson invites general questions from members on the minutes of the Audit Committee.

#### RECOMMENDATION(S)

That with the exception of items ....., which are to be withdrawn and dealt with separately, Council adopts the recommendations in the Audit Committee report (Section 15.1).

That Council notes the recommendation(s) in the Audit Committee report (Section 15.1).

#### COUNCIL RESOLUTION(S)

MOVED

SECONDED

### 16 REPORTS OF DELEGATES

#### 16.1 MUNICIPAL WASTE ADVISORY COUNCIL (MWAC) MINUTES HELD 18 OCTOBER 2023



# Municipal Waste Advisory Council

## Minutes

**3:00pm Wednesday, 18 October 2023**

**Online**



## Contents

<b>1</b>	<b>Procedural Matters.....</b>	<b>4</b>
1.1	MWAC Minutes tabled at WALGA State Council .....	4
1.2	Confirmation of the Previous MWAC Minutes .....	4
1.3	Out of Session Flying Minute – Submission on Recycling and Waste Reduction Rules 2023*** .....	4
<b>2</b>	<b>Business Arising .....</b>	<b>5</b>
<b>3</b>	<b>Decision Items .....</b>	<b>5</b>
3.1	Waste Education Policy Statement Review*** .....	5
3.2	Draft Submission E-waste Landfill Ban Regulations*** .....	7
<b>4</b>	<b>Discussion Items .....</b>	<b>10</b>
4.1	E-cigarette/Vape Disposal Issues*** .....	10
4.2	WA Reducing Illegal Dumping Strategy*** .....	11
4.3	Review of Policy Statement Recycled Organics Applied to Land.....	12
<b>5</b>	<b>Information Items.....</b>	<b>13</b>
5.1	Department of Finance – Mask Opportunity.....	13
5.2	Asbestos National Strategic Plan – Submission .....	13
5.3	Household Hazardous Waste Program Update .....	13
5.4	Consultation Update .....	13
5.5	Policy Statement Review Process Update .....	14
5.6	WARR Levy Review Communication.....	14
5.7	Officers Advisory Group / Municipal Waste Advisory Council Vacancies.....	15
<b>6</b>	<b>Reports.....</b>	<b>15</b>
6.1	MWAC Groups .....	15
6.2	External Committees & Working Groups.....	15
<b>7</b>	<b>Other General Business.....</b>	<b>16</b>
<b>8</b>	<b>Next Meeting.....</b>	<b>17</b>

## Attendance

Cr Giorgia Johnson (City of Bayswater)	Eastern Metropolitan Regional Council	<i>Deputy Chair</i>
Mayor Ruth Butterfield (Armadale)	WALGA State Council	
Cr Peter Abetz	City of Gosnells	
Cr Bob Hall	City of Greater Geraldton	
Mayor Karen Vernon (Victoria Park)	Mindarie Regional Council	
Cr Andrew Maurice (Mosman Park)	Western Metropolitan Regional Council	
Mr Nick Edwards	Bunbury Harvey Regional Council	
Mr Michael Dufour	City of Greater Geraldton	
Mr Tim Youé	Resource Recovery Group	<i>OAG Chair</i>
Mr Stefan Frodsham	Western Metropolitan Regional Council	
Mr Brett Jackson (Kalamunda)	Metropolitan Local Government	
Ms Yvette Plimbley (Vincent)	Metropolitan Local Government	
Ms Rebecca Brown	Municipal Waste Advisory Council	
Ms Conor Macgill	Municipal Waste Advisory Council	
Ms Candy Wong	Municipal Waste Advisory Council	
Ms Nicole Matthews	WALGA	

## Apologies

Cr Doug Thompson (Fremantle)	WALGA State Council	<i>Chair</i>
Ms Tazra Hawkins	Municipal Waste Advisory Council	
Cr Karen Chappel JP	WALGA President	<i>Observer</i>
Cr Tresslyn Smith	Bunbury Harvey Regional Council	
Ms Ruth March (Albany)	Non-Metropolitan Local Government	<i>OAG Deputy</i>
Cr Karen Wheatland (Melville)	Resource Recovery Group	

## Acknowledgement of Country

WALGA acknowledges the continuing connection of Aboriginal people to Country, culture and community. We embrace the vast Aboriginal cultural diversity throughout Western Australia, including Boorloo (Perth) on the land of the Whadjuk Noongar People where WALGA is located, and we acknowledge and pay respect to Elders past and present. WALGA is committed to supporting the efforts of WA Local Governments to foster respectful partnerships and strengthen relationships with local Aboriginal communities.

## 1 Procedural Matters

### 1.1 MWAC Minutes tabled at WALGA State Council

A summary of the Minutes of the Municipal Waste Advisory Council meeting held Wednesday, 30 August 2023 will be noted at the next WA Local Government Association State Council meeting.

### 1.2 Confirmation of the Previous MWAC Minutes

#### **MUNICIPAL WASTE ADVISORY COUNCIL MOTION**

**The Minutes of the meeting of the Municipal Waste Advisory Council held on Wednesday, 30 August 2023 were confirmed as a true and accurate record of the proceedings.**

Moved Cr Abetz  
Seconded Mayor Butterfield

**CARRIED**

### 1.3 Out of Session Flying Minute – Submission on Recycling and Waste Reduction Rules 2023 \*\*\*

#### **MUNICIPAL WASTE ADVISORY COUNCIL MOTION**

**That the Municipal Waste Advisory Council confirm the outcome of the out of session Flying Minute – draft Submission on the exposure draft of the *Recycling and Waste Reduction (Export – Waste Paper and Cardboard) Rules 2023* – 7 September 2023 as a true and accurate record of the proceedings.**

Moved Cr Abetz  
Seconded Mayor Butterfield

**CARRIED**

#### **Background**

The out of session Flying Minute of 7 September 2023 has been distributed to the Council for ratification, the outcome was as follows:

**Endorse the Draft Submission on the exposure draft of the *Recycling and Waste Reduction (Export – Waste Paper and Cardboard) Rules 2023*.**

**For:**

Cr Doug Thompson (Fremantle)	WALGA State Council
Cr Giorgia Johnson (City of Bayswater)	Eastern Metropolitan Regional Council
Cr Peter Abetz	City of Gosnells
Cr Karen Wheatland (Melville)	Resource Recovery Group
Cr Andrew Maurice (Mosman Park)	Western Metropolitan Regional Council
Cr Les Price (Cue)	WALGA State Council
Cr Bob Hall	City of Greater Geraldton
Cr Karen Vernon (Victoria Park)	Mindarie Regional Council

**Against, including no response:**

Mayor Ruth Butterfield (Armadale)	WALGA State Council
Cr Tresslyn Smith	Bunbury Harvey Regional Council

## 2 Business Arising

No Business Arising Issues for consideration.

## 3 Decision Items

### 3.1 Waste Education Policy Statement Review\*\*\*

#### MUNICIPAL WASTE ADVISORY COUNCIL MOTION

That the Municipal Waste Advisory Council:

1. Rescind the existing WALGA *Waste Management Education Policy Statement 2008* and Advocacy Position 7.9 Waste Management Education; and
2. Endorse a revised WALGA Waste Education Policy Statement 2023 and Advocacy Position as follows:

*Waste education is essential part of waste management that empowers the community to engage in waste avoidance, reuse and recovery, and to use services correctly.*

*Effective waste education requires:*

- *Consistent communications by all stakeholders to ensure messages are clear and the community has confidence in the information provided.*
- *A strategic and long-term investment from the State Government, with funding mechanisms in place to support and enable collaboration between Local Governments and Regional Councils.*
- *Recognition of waste education in the definition of 'waste service' in the Waste Avoidance and Resource Recovery Act 2007, in order to allow a charge for waste education as part of the waste service charge.*
- *Identification of priority problematic materials within the waste stream and ongoing advocacy for evidence based alternative approaches.*

Moved Mayor Butterfield  
Seconded Mayor Vernon

CARRIED

## **In Brief**

- The WALGA *Waste Management Education Policy Statement* was endorsed in 2008, prior to prior to any significant State or Federal Government involvement or investment in waste education.
- The Policy Statement has been updated to incorporate feedback from MWAC to define the role of Regional Councils and highlighting the need for a long-term strategic approach to waste education.
- The Advocacy Position on Waste Education has been updated to reflect the essential nature of waste education in overall waste management.

## **Background**

The WALGA [\*Waste Management Education Policy Statement\*](#) was endorsed in 2008, prior to any significant investment by the State or Federal Government in waste education. The Policy Statement was developed to inform WALGA and Local Government advocacy in relation to the roles and responsibilities of Local, State and Federal Governments regarding waste education. The Policy Statement has been revised and updated to reflect contemporary roles and expectations of all levels of government as well as industry and community partnerships.

The *Waste Management Education Policy Statement* has been used successfully in WALGA and Local Government advocacy to increase resourcing and focus on waste education as a key element of effective waste management. The Policy Statement was reviewed and updated following feedback from a working group of waste education experts, convened through the Consistent Communications Collective and following review by the Officers Advisory Group and Municipal Waste Advisory Council.

The existing Advocacy position [\*7.9 Waste Management Education\*](#) is:

*Local Government asserts that the different spheres of government have different roles and responsibilities in relation to waste education: Local Government's role is primarily concerned with 'behavioural change', whereas State and Federal Governments have a strategic role that focuses on 'attitudinal change'.*

It is proposed to replace the existing Advocacy Position with:

*Waste education is essential part of waste management that empowers the community to engage in waste avoidance, reuse and recovery, and to use services correctly.*

*Effective waste education requires:*

- *Consistent communications by all stakeholders to ensure messages are clear and the community has confidence in the information provided.*
- *A strategic and long term investment from the State Government, with funding mechanisms in place to support and enable collaboration between Local Governments and Regional Councils.*
- *Recognition of waste education in the definition of 'waste service' in the Waste Avoidance and Resource Recovery Act 2007, in order to allow a charge for waste education as part of the waste service charge.*
- *Identification of priority problematic materials within the waste stream and ongoing advocacy for evidence based alternative approaches.*

## **Comment**

Since the Policy Statement was first developed the awareness and importance of waste education, as an essential part of waste management, has significantly increase. The complexity of waste has



increased, and commensurately, so have the solutions being put in place and the behaviours requested from the community. With the increased expectations of the community for managing their own waste, without effective waste education, systems and infrastructure put in place will not be used effectively and waste avoidance will not be possible.

This review of the Policy Statement, and associated Advocacy Position, has focused on documenting the key role for Local Government and Regional Councils in educating the community, as well as identify other stakeholders.

MWAC discussed a draft Advocacy Position at its August meeting and requested that the position be strengthened to reflect that without effective waste education no effective services can be implemented. Feedback on the Policy Statement included:

- Separating out the role of Regional Councils, however noting that not all provide waste education, highlighting that the shared services approach can work well.
- Including that collaborations between Regional Councils and Local Governments, such as Recycle Right, are possible.
- Aim to provide consistent messaging.
- A strategic and long-term approach is needed, which targets waste avoidance as well as recycling and other messaging.

MWAC also discussed the importance of identifying the good news stories regarding recycling and communicating where material is recycled.

#### **Discussion at the Municipal Waste Advisory Council**

This item was passed with minimal discussion.

### **3.2 Draft Submission E-waste Landfill Ban Regulations\*\*\***

#### **MUNICIPAL WASTE ADVISORY COUNCIL MOTION**

**That the Municipal Waste Advisory Council endorse the draft Submission on the *Waste Avoidance and Resource Recovery (e-waste) Regulations 2023*.**

**Moved Cr Abetz**

**Seconded Cr Maurice**

**CARRIED**

#### **In Brief**

- The Department of Water and Environmental Regulation has released the consultation draft of the Waste Avoidance and Resource Recovery (e-waste) Regulations 2023 (draft Regulations) for public consultation.
- The draft Regulations have been developed to support the implementation of a statewide ban on e-waste disposal to landfill by 2024, with the aim of improving management and recycling of e-waste produced by households and businesses across the State.
- The draft Regulations outline the materials to be covered in the first stage of the ban from 1 July 2024, as well as the regulatory obligations for e-waste service providers, commercial e-waste generators and landfill operators.
- WALGA has developed a draft Submission on the regulations, requesting clarification on several areas and reiterating its position that comprehensive and effective product

stewardship schemes must be implemented for products subject to the e-waste landfill ban prior to the ban taking effect.

- Comments close on 22 November 2023. An extension has been requested to allow State Council to consider the Submission at their 6 December 2023 meeting.

### **Background**

The Western Australian Government has committed to deliver a statewide ban on e-waste disposal to landfill by 2024, with the aim of improving management and recycling of e-waste produced by households and businesses across the State.

The draft Regulations include the following key focus areas:

- A Schedule of applicable e-waste items, ensuring sufficient detail for the scope of items included in the ban.
- Regulatory obligations that focus on responsible waste management for:
  - E-waste service providers (e.g. collection network, recyclers, waste management industry).
  - Commercial e-waste generators (where they are a 'significant business' with over 200 employees).
  - Landfill operators.
- Reporting and recordkeeping obligations.
- Defences under certain circumstances.
- Exceptions considered out of scope.
- Exemptions for extraordinary circumstances.

### **Comment**

WALGA has developed a draft Submission on the draft Regulations, which reiterates its position that comprehensive and effective product stewardship schemes must be implemented for products subject to landfill bans prior to the ban taking effect. The ban in its current form will have significant financial implications for Local Governments and the communities they service.

This aligns with the Advocacy Position on landfill bans as follows:

*Landfill bans are only supported in the presence of effective product stewardship schemes, or other funding mechanisms, for products which would be subject to the ban.*

The draft Regulations outline the responsibilities of designated entities within the e-waste collection and recycling process, however in their current form require significant clarification on the roles and responsibilities of Local Governments collecting and managing e-waste in order to be effective and practicable.

Timeframe for Submission finalisation:

- 9 October: OAG consider draft Submission – COMPLETE, feedback incorporated
- 9 October: Draft Submission circulated to Local Government – COMPLETE
- 11 October: Consultation webinar with Local Government – COMPLETE (35 Local Governments registered)
- 16 October: Feedback from Local Government on draft Submission
- 17 October: Update draft Submission circulated to MWAC
- 18 October: MWAC consider draft Submission
- Submission included in State Council agenda for consideration by Zones.

WALGA has requested an extension to the deadline to allow State Council to consider the Submission at their 6 December 2023 meeting.

#### **Discussion at the Municipal Waste Advisory Council**

WALGA met with the Department of Water and Environmental Regulation to gain clarity on concerns that have been raised in consultation with Local Government. The discussion focused on reporting and responsibilities, separation of waste and licensing. The Department confirmed that as currently written in the regulations, Local Governments collecting e-waste through transfer stations would be considered as e-waste providers. WALGA expressed that this would place additional reporting obligations on Local Governments that have existing mandatory reporting requirements under licensing and WARR Regulation 18c and proposed a more streamlined approach to reporting.

The focus of the ban is to regulate e-waste separated for recycling. E-waste that is unintentionally captured and mixed with putrescible or other general waste in kerbside collections, or verge skip bins, would be considered as 'incidental capture' and covered by the exceptions in Section 6 of the draft Regulations. The Department clarified that the wording 'landfill operators must separate regulated e-waste from mixed waste' in Section 14 is intended to apply to large quantities of commercial e-waste. For example, a truck arriving at a landfill with mixed waste containing predominantly regulated e-waste items that could be easily separated.

Local Governments that are not separating e-waste for recycling will not be expected to amend their licences to include e-waste. For landfill operators that are not licensed to collect and store e-waste, the requirement for licence amendments would be dependent on licence thresholds. Under the *Environmental Protection Act 1986*, the trigger for a licence is 500 tonnes of material per year. The Department advised that there would be direct communications to designated entities and licence holders until the end of 2023, however the responsibility to identify the need for licence amendments will be on the licence holder.

WALGA has made clear to the Department that supporting programs will be required around communicating the details of the ban as there is potential for significant increases in the amounts of both regulated and non-regulated e-waste received by Local Governments. Partnership approaches between WALGA and the Waste Authority were suggested to investigate establishing temporary drop-off days for the regions to support higher diversion, as well as a communication plan with input from the Consistent Communications Collective. WALGA will develop a number of scenarios that would apply to Local Governments affected by the draft Regulations and provide these to the Department.

During the meeting, a question was raised as to whether there would be an obligation for Local Governments to minimise e-waste going into kerbside collections. E-waste is already prohibited under the [Template Waste Local Law](#) developed by WALGA with funding from the Waste Authority, through the Waste Avoidance and Resource Recovery Account. Local Governments that have adopted the Template Waste Local Law will have the prohibition on e-waste as a standard provision. Local Governments without a Waste Local Law may have a similar provision in their Health Local Law.

## 4 Discussion Items

### 4.1 E-cigarette/Vape Disposal Issues\*\*\*

#### In Brief

- E-cigarette/vape disposal has become an increased issue for the community and Local Governments. With lack of disposal options, waste fires are reportedly becoming more frequent.
- WALGA has received funding to undertake a Vape Collection Study, which will inform advocacy.
- There is both an immediate problem of vape disposal, and the longer-term arrangements to ensure producer responsibility for these products.

#### For Discussion

What advocacy is needed, such as:

- Approaches to assist with immediate disposal issues.
- Long-term product stewardship program, such as through the Return Unwanted Medicines (RUM) Project.

#### Background

There has been an increase in individuals and schools seeking advice from Local Governments for e-cigarette/vape disposal options. Local Governments have also informed WALGA that waste fires caused from vapes/lithium batteries have become more frequent.

To better understand the issues around vapes, from source to end of life, WALGA has had discussions with WA Department of Health, the WA Department of Education and the Department of Climate Change, Energy, the Environment and Water (DCCEEW).

WALGA has also received funding from the Waste Authority to undertake a Vape Collection Study, working with a Local Government facility which is part of the HHW Program, to collect vapes so they can be analysed for content and recyclability. The data collected through this study will assist in advocacy.

#### Discussion at the Municipal Waste Advisory Council

Until there is a longer-term solution where the sale of e-cigarettes is effectively regulated there is an immediate need for a pathway to remove these materials from waste streams. Like other electrical and electronic (e-waste) items they should not be disposed of in any bin as they pose a serious fire risk.

Recent public correspondence from the Waste Management and Resource Recovery Association of Australia (WMRR) CEO noted a Federal Government estimate where 90% of used handheld batteries are going to landfill or disposed of incorrectly and that across the country “we are seeing more than one fire incident a week in either a truck or a facility that is battery related”.

A recent report on battery safety released by the Australian Competition and Consumer Commission (ACCC) stated there is a lack of specific data on lithium-ion battery fires on a national basis, however it cited information provided by the WA Department of Fire and Emergency Services reporting a 400% increase in lithium-ion fires between 2018 and 2022.

Most waste contractors and Local Governments that run a fleet make it a practice to document instances where fires have occurred. Anecdotal feedback has highlighted batteries as a significant emerging issue related to fires as well as flares and hot ashes.

## 4.2 WA Reducing Illegal Dumping Strategy\*\*\*

### In Brief

- The Department of Water and Environmental Regulation has flagged its intent to develop a Reducing Illegal Dumping Strategy.
- Illegal dumping is an ongoing challenge for Local Government which has environmental, social and economic impacts.
- WALGA has an opportunity to develop priorities for inclusion in a strategy and directly engage with the Department to assist in informing the strategy development.

### For Discussion

- Key elements of a Reducing Illegal Dumping Strategy?
- Preferred approach to inform the strategy development:
  - Reinvigorated Reducing Illegal Dumping (RID) Working Group
  - Consultation with Local Government on focus materials and areas
  - Develop Advocacy Position
  - Product Stewardship advocacy.

### Background

In 2017 WALGA put in place the Reducing Illegal Dumping (RID) Working Group, which included officers from across the metropolitan and peri-urban areas and the Department of Water and Environmental Regulation. The Group was formed following reports of illegal dumping of mattresses occurring across the metropolitan area.

The Group developed a model process for Local Government and requested the State Government develop a data sharing platform, an approach which has worked well in South Australia, to assist Local and State Government regulators to share information and track illegal dumping. Unfortunately, resourcing was limited so this did not occur. The Group ceased meeting once the model process was completed and it was clear the State Government did not have resourcing to further work on the issue.

The Department's renewed interest in a reducing illegal dumping strategy, provides an opportunity for the RID Working Group to be reinvigorated and assist in developing Local Government requirements for an illegal dumping strategy.

### Discussion at the Municipal Waste Advisory Council

Currently there is a [Litter Prevention Strategy](#) and [State Waste Strategy](#) but neither of these address illegal dumping specifically. WALGA is proposing to reestablish the Reducing Illegal Dumping (RID) Working Group, with a broad membership of Local Government officers, to develop an advocacy position on illegal dumping. Common reasons for illegal dumping can be due to inconvenient, expensive disposal pathways or no readily available disposal option. It was suggested that advocacy should focus on the most problematic materials, including tyres and mattresses.

Feedback from the Group indicated that social housing and rentals could be illegal dumping hot spots. WALGA will seek further information from Local Governments relating to mattress dumping



in order to map the distribution of instances and gain insights to inform advocacy that may also help to address commercial operators who are perpetrating the behaviour.

The attachment included in the meeting agenda, developed by WALGA's first iteration of the RID Working Group, was created to assist Local Government in managing and enforcing illegal dumping.

### 4.3 Review of Policy Statement Recycled Organics Applied to Land

#### In Brief

- The [\*Standards for Recycled Organics Applied to Land Policy Statement 2007\*](#) was developed at a time when the main option for landfill diversion of organic material in Western Australia was through mixed waste Alternative Waste Treatment (AWT) facilities.
- The Policy Statement provides principles for the development of standards for recycled organics applied to land, however these principles are potentially broadly applicable to any recovered material applied to land.
- The Department of Water and Environmental Regulation is developing a Recovered Materials Framework to cover the application of waste derived material to land.
- The proposed approach is that the principles/approach in the Policy Statement be reviewed and used to develop an Advocacy Position on a Recovered Materials Framework. The Policy Statement would then be rescinded.

#### For Discussion

- What are the key elements of the Policy Statement that need to be included in the updated Advocacy Position?

#### Background

In 2007 when the Policy Statement was developed, Regional Councils had in place or were developing, Alternative Waste Treatment (AWT) infrastructure for mixed waste composting (output of 2-bin system or City of Stirling's 1-bin system). This direction was largely in response to State Government push to reduce waste to landfill and eliminate the development of new landfill sites in the Perth metropolitan area. At that time the State Government had not expressed a technology/system preference. AWTs were diverting substantial amounts of material from landfill to beneficial uses, however because of the mixed waste source there was a high degree of concern about potential contamination of land. The approach taken in the Policy Statement was to advocate for outcome based, fit for purpose, standards.

With the decision of Beech J in *Eclipse Resources Pty Ltd v The State of Western Australia* in 2016, any clean fill material applied to land (over 500 tonnes/year) could be considered landfilling. The Department of Water and Environmental Regulation has undertaken several consultations on the development of framework to facilitate the use of recovered materials (Waste Derived Materials Framework 2019-20).

Following these consultations the Department is progressing a Recovered Materials Framework. The development of an Advocacy Position on this will inform WALGA's input into the development of the final Framework.

#### Discussion at the Municipal Waste Advisory Council

The Group discussed the need for consistency in products made from FOGO-derived feedstock as well as any products made with waste derived materials. For this to take place, there needs to be clear standards that take into consideration the specific requirements of different kinds of

applications. To ensure that these products are well received and trusted by end users there must be robust systems in place that can provide quality assurance and ongoing surveillance throughout the supply chain. Producers, Local Government and private operators, require clarity on approaches to interact with and access end markets, as well as investment certainty that can be achieved through long-term offtake agreements.

## 5 Information Items

### 5.1 Department of Finance – Mask Opportunity

- The Department of Finance contacted WALGA because it has a surplus of N95 and reusable facemasks and wanted to provide the opportunity to Local Government to have these masks (at no/minimal cost).
- The specifics of how to access the masks, and the minimum order, has been circulated to Local Government waste managers and through LGIS to safety coordinators.
- Positive feedback has been received from several Local Governments who are taking up the opportunity.

### 5.2 Asbestos National Strategic Plan – Submission

- WALGA has developed a short Submission on the Asbestos Safety and Eradication Agency (ASEA) [Draft Asbestos National Strategic Plan Phase Three](#) (draft ANSP).
- The ANSP was developed with the aim of eliminating asbestos related diseases in Australia by preventing exposure to asbestos fibres, through establishing a nationally consistent and coordinated approach to asbestos awareness, management and removal.
- The draft Phase Three plan sets out key priorities to guide improved asbestos management, alongside enablers and actions aligned to these priorities to meet performance targets.
- WALGA's Submission generally supports the priorities and actions identified within the draft ANSP, but recommends further clarification be provided on resourcing, responsibilities, performance measures and targets for the plan to be effectively implemented.

### 5.3 Household Hazardous Waste Program Update

- The Tender assessment has been completed for the Household Hazardous Waste Program, with Cleanaway being appointed the principal contractor and Perth Chemical Services contracted for unknown testing.

### 5.4 Consultation Update

- The State Waste Strategy Directions Paper closed on 11 July 2023, the Department is currently analysing Submissions. It is anticipated a draft State Waste Strategy will be released in early 2024 for a 12-week consultation period.
- State Waste Infrastructure Plan is expected before the end of the calendar year.
- Federal Packaging Product Stewardship Scheme, consultation anticipated December 2023-February 2024.

## 5.5 Policy Statement Review Process Update

- Policy Statement Reviews in progress:
  - Household Hazardous Waste – Considered at MWAC August meeting. Will be progressed to the December State Council meeting.
  - Waste Management Education – On the agenda for OAG/MWAC October meetings.
  - Standards for Recycled Organics Applied to Land – Discuss at October OAG/MWAC, revisions at December OAG/MWAC meetings.
- Initial Review December OAG/MWAC:
  - Waste Levy Policy Statement (consider revisions December OAG/MWAC meetings).
- Policy Statement Reviews complete:
  - Waste Management Data and Information Management – Recommendation to rescind endorsed at September State Council meeting.
- The following Policy Statements will be reviewed in 2024, Container Deposit Systems, Extended Producer Responsibility and Waste Management Legislation.

## 5.6 WARR Levy Review Communication

- WALGA met with the Chair of the Waste Authority and DWER Director, Circular Economy on 15 August 2023 and requested an update which could be provided to Local Government on the review of the Levy. The following information was provided and has been circulated in WasteNews:

*Earlier this year, the WA Government published the findings of a Review of the WARR Levy. The consultation summary report and supporting consultant report can be accessed on the [Department of Water and Environmental Regulation \(DWER\) Website](#).*

*The Review found that there was a case to apply the WARR Levy to at least some locations outside the metropolitan area, and recommended further work. To ensure that this analysis is rigorous and transparent, DWER is preparing a consultation regulatory impact statement (CRIS) on options to expand the area where the WARR levy applies. This CRIS will examine the benefits, costs and financial impacts of expanding the area. This process allows public scrutiny of the underlying analysis and strengthens the analysis by securing additional information about costs and benefits from respondents, which are factored into a final government decision.*

*Some respondents to the Review of the WARR Levy argued that a statewide levy could be effective in addressing levy avoidance and evasion and could have environmental benefits in regional areas. Therefore it is essential that the review consider this option to ensure transparency and rigor. However, analysis is still being undertaken and the Government does not have any preferred option at this stage. WALGA and several Local Governments have advised DWER of their opposition to changes to the WARR Levy boundary. Maintaining the current levy boundary is still under consideration.*

*The Government intends to publish the CRIS in late 2023. It will be open for comment for at least twelve weeks. DWER will notify Local Governments when the CRIS is published. After the CRIS is undertaken, the submissions will be used to formulate a final position for government, incorporating both information and views from*

*respondents. DWER will publish a summary of the consultation and Cabinet will make a final decision based on the results of the consultation.*

## **5.7 Officers Advisory Group/Municipal Waste Advisory Council Vacancies**

- Mr Amani Kowero has resigned from the City of Wanneroo and Mr Kevin Ketterer has resigned from the City of Kalgoorlie-Boulder. This has created two casual vacancies on the OAG which will be advertised in the coming weeks.

# **6 Reports**

## **6.1 MWAC Groups**

### **1. Metropolitan Regional Council Working Group**

Delegates/Nominees: Mr Tim Youé, Working Group Chair, Mr Stefan Frodsham, Deputy Chair

This Group met on Thursday, 5 October to discuss the outcomes of the WALGA Governance Review, MWAC Partnership Agreement and Regional Council collaboration opportunities.

### **2. Consistent Communications Collective**

Delegates/Nominees: n/a

This Group met has not met since the previous MWAC meeting.

### **3. Industry Training Reference Group**

Delegates/Nominees: n/a

This Group has not met since the previous MWAC Meeting.

### **4. Household Hazardous Waste Advisory Group/Operators Meeting**

This Group met on Wednesday, 27 September and discussed the outcome of the HHW Program Tender, operational changes regarding how batteries will be stored and collected in future and HHW Training.

## **6.2 External Committees & Working Groups**

### **1. DWER Waste Reform Advisory Group**

Representative: MWAC Chair, MWAC Executive Officer and CEO of RRG

This Group has not met since the previous MWAC meeting.

### **2. DWER Regulatory Reference Group**

Representative: WALGA Executive Manager, Policy

This Group has not met since the previous MWAC meeting.

### **3. DWER FOGO Reference Group**

Representative: Senior Policy Advisor, RRG, EMRC, WMRC

This Group has not met since the previous MWAC meeting.

### **4. DWER Single-use Plastic Working Group**

Representative: MWAC Executive Officer

This Group has not met since the previous MWAC meeting.

**5. Australian Packaging Covenant Local Government Working Group**

Representative: Senior Policy Advisor

This Group met on Wednesday, 11 October to discuss various packaging reforms and an appeal regarding the ARL classification.

**6. Hazard Coordinating Committee**

Representative: MWAC Executive Officer

This Group has not met since the previous MWAC meeting.

**7. Across Agency Asbestos Group**

Representative: MWAC Executive Officer

This Group has not met since the previous MWAC meeting.

**8. Waste Authority Construction & Demolition (C&D) Working Group**

Representative: Senior Policy Advisor

This Group has not met since the previous MWAC meeting.

**9. Waste Management and Resource Recovery Association of Australia**

Representative: Senior Policy Advisor

This Group meets on a monthly basis.

**10. Charitable Recycling Australia**

Representative: Senior Policy Advisor

The Group is scheduled to meet in November.

**11. Keep Australia Beautiful Council**

Representative: MWAC Executive Officer

KABC is scheduled to meet on Thursday, 19 October.

**12. Australian Local Government Association (ALGA) Representation**

Representative: MWAC Executive Officer

WALGA is representing ALGA on the Government Officers Group for the Australian Packaging Covenant. This Group is meeting on a monthly basis to provide input and direction into the development of the new regulatory framework for packaging.

WALGA also represents ALGA on the E-stewardship Reform Working Group.

**13. E-waste to Landfill Ban - Technical Advisory Group**

Representative: MWAC Executive Officer

This Group has not met since the previous MWAC meeting.

**14. Container Deposit Scheme (CDS) Stakeholder Advisory Group**

Representative: MWAC Executive Officer

This Group has not met since the previous MWAC meeting.

## **7 Other General Business**

The meeting closed at 3.55pm.



## 8 Next Meeting

The next meeting of the Municipal Waste Advisory Council will be held in person at 3:00pm on Wednesday, 13 December 2023.



## **Flying Agenda: Submission on the Exposure Draft of the Recycling and Waste Reduction (Export - Paper and Cardboard) Rules 2023**

By Rebecca Brown, Manager Waste and Environment

### **RECOMMENDATION**

**That the Submission on the Department of Climate Change, Energy, the Environment and Water (DCCEEW)'s Exposure Draft of the Recycling and Waste Reduction (Export - Paper and Cardboard) Rules 2023 be endorsed.**

### **Executive Summary**

- Western Australia currently relies heavily on export of paper and cardboard for recycling due to the lack of processing infrastructure within the State.
- The draft Rules provide conditions for export including being recyclers being licenced, providing export declarations and meeting strict contamination limits.
- Material Recovery Facility (MRF) operators have expressed concern over meeting the new requirements with their existing infrastructure and resources.
- If paper and cardboard, which represent just over 50% of the material in the kerbside bin, cannot be exported, or requires significantly more processing prior to export, the impact on the cost of kerbside recycling will be significant.
- On the basis of these risks and the lack of processing infrastructure in the State, WALGA strongly recommends an exemption be granted for WA exports of paper and cardboard a minimum of six months before the bans come into effect and will continue advocating for effective product stewardship for the materials covered by the Export Bans.

### **Attachment**

Draft WALGA submission to the Department of Climate Change, Energy, the Environment and Water (DCCEEW)'s [Exposure Draft of the Recycling and Waste Reduction \(Export – Paper and Cardboard\) Rules 2023](#).

### **Background**

The Department of Climate Change, Energy, the Environment and Water has released the Exposure Draft of the Recycling and Waste Reduction (Export – Paper and Cardboard) Rules 2023. These Rules will complete the Government's commitment to implement Export Bans on glass, plastic, tyres and paper and cardboard.

In Western Australia export is the primary way recycling has been undertaken, with the most [recent data](#) (2020/21) showing the vast majority of paper and cardboard is exported. In 2020/21, data from the Material Recovery Facilities showed that of what was collected through kerbside recycling, 54% was paper and cardboard (13% Old News Print, 22% mixed paper/cardboard and 19% cardboard and paper packaging).

As was identified in the Export Ban Regulation Impact Statement, there is limited processing and manufacturing in WA; until this changes export remains a key market for material collected. In 2021, \$30 million in State and Federal Government funding was announced towards a 100,000 tonne waste paper and cardboard facility, which has not yet been constructed.

The Rules provide conditions for the export licences for paper and cardboard and set the conditions that the holder of an export licence must meet to export the material. This includes being licenced and providing the Minister with an export declaration for each consignment and contamination rates.

## Comment

WALGA's Submission was informed by feedback from Material Recovery Facility (MRF) operators and industry groups. MRF operators have indicated the timeframe for introduction of the ban is not adequate to consider infrastructure upgrades or amendments which would assist in meeting the new targets, or to establish safeguards for potential stockpiling of material in the absence of viable processing options.

WA is heavily dependent on export markets to recycle paper and cardboard. The Draft Rules provide for a certain level of contamination, but the additional requirements of the Draft Rules such as licenses for export mean a higher degree of control, and increased regulatory requirements, for material exported.

Feedback from MRFs indicates that paper and cardboard exported from Western Australia is at present subject to strict industry regulation, with requirements set in place by destination markets enforced through regular inspection of loads for export. MRF operators consider that the level of regulation in the current export market is at an appropriate level of maturity to meet quality requirements, and further regulation would be an unnecessary strain on resources.

If paper and cardboard, which represent over 50% of the material in the kerbside bin, cannot be exported, or require significantly more processing prior to export, the impact on the cost of kerbside recycling will be significant.

For the Export Ban to be successful, the necessary conditions include:

- Effective product stewardship needs to be in place to:
  - Reduce the amount of unnecessary paper and cardboard produced
  - Ensure producers contribute to the costs associated with recycling their products at end of life.
- An exemption be granted to export material from Western Australia until processing infrastructure is in place, with the exemption in place six months before the implementation of the ban
- Processing infrastructure in place in Western Australia to ensure that the material collected through kerbside recycling can meet the contamination levels required by the Rules.
- Contingency planning conditions be established to allow the Minister to grant timely exemptions in the event of recycling infrastructure failure due to natural disaster, fire, or financial instability.

## **Submission on the Exposure Draft of the Recycling and Waste Reduction (Export – Paper and Cardboard) Rules 2023**

September 2023

### **Status of this Submission**

This Submission has been prepared through the Municipal Waste Advisory Council (MWAC) for the Western Australian Local Government Association (WALGA).

WALGA is an independent, member-based, not for profit organisation representing and supporting the WA Local Government sector. WALGA's membership includes all 139 Local Governments in the State. MWAC is a standing committee of WALGA, with delegated authority to represent the Association in all matters relating to solid waste management. MWAC's membership includes the major Regional Councils (waste management) as well as a number of Local Government representatives. This makes MWAC a unique forum through which all the major Western Australian Local Government waste management organisations cooperate.

### **Acknowledgement of Country**

WALGA acknowledges the continuing connection of Aboriginal people to Country, culture and community. We embrace the vast Aboriginal cultural diversity throughout Western Australia, including Boorloo (Perth) on the land of the Whadjuk Noongar People where WALGA is located, and we acknowledge and pay respect to Elders past and present.

WALGA is committed to supporting the efforts of WA Local Governments to foster respectful partnerships and strengthen relationships with local Aboriginal communities.

### **Recommendations**

- 1. That effective product stewardship be in place for all material subject to the Export Ban, to reduce the amount of unnecessary paper and cardboard produced, generate markets for recycled material and ensure producers contribute to the costs associated with recycling their products at end of life.**
- 2. That the Federal Government examine the current export market requirements for paper and cardboard and determine if there is a need for further regulation.**
- 3. That to provide certainty to the market, an Export Ban exemption for Paper and Cardboard from Western Australia be granted at least 6 months prior to the proposed 1 July 2024 start date for the Rules.**
- 4. That contingency planning conditions be established to allow the Minister to grant timely exemptions in the event of recycling infrastructure failure due to natural disaster, fire, or financial instability.**

## Background

WALGA welcomes the opportunity to comment on the Department of Climate Change, the Environment, Energy and Water (DCCEEW)'s [\*Exposure Draft of the Recycling and Waste Reduction \(Export – Paper and Cardboard\) Rules 2023\*](#).

These Rules will complete the Government's commitment to implement Export Bans on glass, plastic, tyres and paper and cardboard. WALGA has previously made [Submissions](#) on the:

- Export Ban Regulatory Impact Statement (RIS)
- Plastic Export Ban Discussion paper
- Plastic Export Ban Rules
- Tyre Export Ban Rules.

In Western Australia most recyclable material has historically been exported. The most [recent data](#) (2020-21) shows that the vast majority of paper and cardboard is exported and 2020-21 data from the Material Recovery Facilities shows that 54% of collected kerbside recyclable material was paper and cardboard (13% old news print, 22% mixed paper/cardboard and 19% cardboard and paper packaging).

As was identified in the Export Ban Regulation Impact Statement, there is limited processing and manufacturing in WA; until this changes export remains a key market for collected material. Funding interventions, in particular the \$174 million [announced](#) in February 2021, was intended to address part of the processing issue. This announcement included \$30 million in State and Federal Government funding towards a 100,000 tonne waste paper and cardboard facility, which has not yet been constructed. At the time of announcement, the media statement indicated "the plant is expected to be operational before the export ban on mixed paper comes into effect".

WALGA considers that effective product stewardship schemes are required to ensure producers take responsibility for the products they generate, physically or financially at end of product life. WALGA has advocated for many years to ensure an effective Scheme is in place for packaging. Currently, the Department of Climate Change, Energy, the Environment and Water (DCCEEW) is consulting with industry and government on the development of a reformed regulatory scheme for managing packaging in Australia. To drive the transition to a circular economy for packaging that takes a whole-of-supply-chain approach, the Department is proposing four regulatory scheme objectives to be underpinned by mandatory obligations:

- Ensure all packaging is designed for circularity.
- Increase the amount of reusable packaging.
- Ensure packaging is recovered.
- Increase the amount of recycled content in packaging.

WALGA is working with the Australian Local Government Association (ALGA), and other Local Government Associations, to provide input into the scheme design. However, Environment Ministers won't consider a proposed new framework until 2024, and a Scheme is unlikely to be in place until well after the Export Bans have commenced.

**Recommendation: That effective product stewardship be in place for all material subject to the Export Ban, to reduce the amount of unnecessary paper and cardboard produced, generate markets for recycled material and ensure producers contribute to the costs associated with recycling their products at end of life.**



The Rules provide conditions for the export licences for paper and cardboard and set the conditions that the holder of an export licence must meet to export the material. This includes being licenced and providing the Minister with an export declaration for each consignment. The Rules propose that exported cardboard and paper contain:

- 5% maximum contamination rate at the implementation of the ban in 2024
- 3% contamination rate from 2026.

This Submission covers the impact the proposed Rules will have on paper and cardboard recycling in Western Australia, including capacity of MRFs to meet requirements, market constraints and effects and the need for contingency requirements in the event of infrastructure failure.

## **Material Recovery Facility Capacity**

WALGA has sought information on current contamination rates for exported paper and cardboard from Material Recovery Facilities (MRF), with most facilities expressing concern regarding their ability to consistently meet the proposed contamination rate with their existing infrastructure.

Feedback identified that a range of factors affect the contamination rate, including continuous variation in feedstock, resourcing requirements on sorting lines and seasonal impacts, such as wet fibre affecting the accuracy of optical sorters.

Impacts from China Sword in 2018 and other international restrictions have reshaped the export market since the bans were first announced. Feedback from MRFs indicates that paper and cardboard exported from Western Australia is at present subject to strict industry regulation, with requirements set in place by destination markets enforced through regular inspection of loads for export. MRF operators consider that the level of regulation in the current export market is at an appropriate level of maturity to meet quality requirements, and further regulation would be an unnecessary strain on resources.

**Recommendation: That the Federal Government examine the current export market requirements and determine if there is a need for further regulation.**

Following the introduction of export bans on plastic, MRF operators reported delays of up to six months for an exemption to be granted, leading to stockpiling of material. A similar situation with paper and cardboard would significantly increase the risk to operators stockpiling material on site and degradation of the quality of the product. It is therefore essential that any ban be underpinned by sufficient resourcing in the Federal Department to quickly process any exemption.

MRF operators have indicated the timeframe for introduction of the ban is not adequate to consider infrastructure upgrades or amendments which would assist in meeting the new targets, or to establish safeguards for potential stockpiling of material in the absence of viable processing options.

On the basis of these risks and the lack of processing infrastructure in the state, WALGA strongly recommends an exemption be granted for WA exports of paper and cardboard, a minimum of six months before the bans come into effect.

**Recommendation: That to provide certainty to the market, an Export Ban exemption for Paper and Cardboard from Western Australia be granted at least 6 months prior to the proposed 1 July 2024 start date for the Rules.**

WALGA will continue to work with industry and Local Governments to minimise contamination in the kerbside recycling stream through education and behaviour change initiatives such as the Bin Tagging and Household Hazardous Waste programs funded by the State Government.

## Markets in WA

WA's main market for recycling materials has historically been export. Export Bans have led to increasing costs for recycling. For example, mixed plastic previously had a \$50/tonne export value but is now being transported from WA to South Australia at a cost of approximately \$100/tonne to be sorted – a \$150/tonne impact. Without product stewardship in place, costs will continue to rise.

If paper and cardboard, which represent over 50% of the material in the kerbside bin, cannot be exported, or require significantly more processing prior to export, the impact on the cost of kerbside recycling will be significant. Figure 1 shows the projected impact of the Export Bans on gate fees. This was developed by WALGA in 2021 and has been relatively accurate when compared against current pricing.

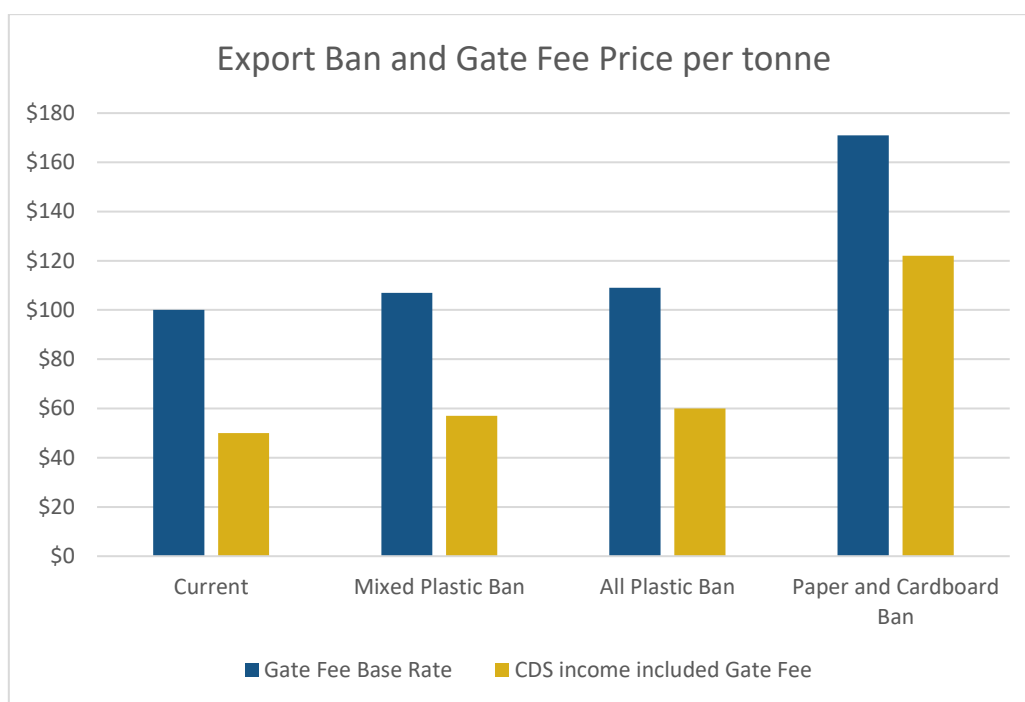


Figure 1: 2021 Projected impact of Export Bans on gate fee for material recovery facility

## Contingency Planning

To ensure that material can be recycled, even following emergency events, there is a need for effective contingency planning. For example, should a plant be impacted by natural disaster, including fire, or financial instability which leads to it ceasing operations. Until markets mature, there will be increased risk to emerging companies and developing markets.

WALGA strongly recommends that the Rules provide the Minister with the ability to grant exemptions to the export rules in certain circumstances. For example, if the choice is between export (to a legitimate destination/process) and landfill, that the option of export be allowed. Otherwise, an unintended consequence of the export ban may be that paper and cardboard are landfilled.

**Recommendation: That contingency planning conditions be established to allow the Minister to grant timely exemptions in the event of recycling infrastructure failure due to natural disaster, fire, or financial instability.**

## **Conclusion**

WA is heavily dependent on export markets to recycle paper and cardboard. The Draft Rules provide for a certain level of contamination, but the additional requirements of the Draft Rules such as licenses for export mean a higher degree of control, and increased regulatory requirements, for material exported. WA does not have any processing infrastructure specifically for paper and cardboard (such as a polishing plant or pulping facility) and is very unlikely to have one in place prior to the export ban requirements.

For the Export Ban to be successful, the necessary conditions include:

- Effective product stewardship needs to be in place to:
  - Reduce the amount of unnecessary paper and cardboard produced
  - Ensure producers contribute to the costs associated with recycling their products at end of life.
- An exemption be granted to export material from Western Australia until processing infrastructure is in place, with the exemption in place six months before the implementation of the ban
- Processing infrastructure in place in Western Australia to ensure that the material collected through kerbside recycling can meet the contamination levels required by the Rules.
- Contingency planning conditions be established to allow the Minister to grant timely exemptions in the event of recycling infrastructure failure due to natural disaster, fire, or financial instability.



# Waste Education Policy Statement

## Policy Statement

The Waste Education Policy Statement has been developed to identify the roles and expectations of Local, State and Federal Governments and the private sector regarding Waste Education for the community. Without this clarity, duplication of effort and mixed messages are likely to occur.

## Background

Waste education is an essential part of waste management, as it provides information and motivation necessary to empower the community to engage in waste avoidance, reuse and recovery and accurately use services provided.

Strong community support and positive engagement with waste programs is essential to meet State Waste Strategy targets to reduce overall waste generation, maximise recovery of resources from waste and minimise waste to landfill.

Improved sorting and disposal behaviour by the community assists in reducing contamination across all waste streams and providing higher quality material to be recovered as resources.

While all levels of government have roles to play in waste education, there are many areas where they intersect. Local Government has greater responsibility for direct waste education to the communities it services, while State and Federal Government support and enable the implementation of effective waste management systems by Local Government, through strategic planning and funding mechanisms.

## Roles and Expectations

### WALGA

Through active collaboration with Local, State and Federal Government, and the wider waste industry, WALGA facilitates the development of consistent messaging to assist Local Governments in effective waste education and engagement.

WALGA's engagement with State and Federal Government on waste policy, along with other State and Territory Associations, informs consistency in messaging across jurisdictions.

### Local Government

Local Government takes the primary role in waste education, as the first point of contact for waste queries from the community. Acting as both service provider and educator, Local Government's key commitments are to provide information on available waste services and engage with the community to encourage positive waste behaviours that contribute to State Waste Strategy targets.

Individual Local Governments, some in collaboration with Regional Councils, have varying capacities to undertake waste education and engagement activities, dependent on availability of resources. The use of consistent messaging, relevant to Local Government waste management systems, is therefore key to ensuring effective communication to all community members.

Local Government:

- Informs the community about waste, recycling, reuse and resource recovery services available and relevant to their area
- Uses consistent and data informed waste education messaging tailored to their local area



- 
- Takes a holistic approach to education throughout the waste 'lifecycle' through providing clear information on collection and recovery processes
  - Encourages active community participation in waste management through highlighting the individual impact of correct waste separation and contribution to overall environmental goals, including State waste Strategy targets

### Regional Councils

Regional Council refers to an entity formed by two or more Local Governments for a specific purpose under the *Local Government Act 1995*, in this context to manage waste on behalf of its members.

Regional Councils' role in waste education supports their member Local Governments through:

- Providing waste education resources, including staff support, for events and programs
- Raising awareness of collection and processing activities through facilitating site tours and providing clear and timely information for reporting and communication purposes
- Coordinating and delivering joint waste education and engagement programs and services across Local Governments to increase value while providing consistent messaging.

### State Government

State Government provides the strategic direction for waste management in Western Australia through the State Waste Strategy targets and Action Plan.

To facilitate achievement of the State Waste Strategy, State Government provides overarching communication and education strategies, implemented by Local Government, ensuring consistency of information to minimise community confusion.

In respect to Waste Education, State Government:

- Provides assistance, through funding for statewide and targeted education and communications programs
- Undertakes research to ensure programs are evidence based and fit for purpose
- Provides appropriate strategies to minimise waste impacts
- Creates Waste Education programs that can be used co-operatively between Local and State Governments
- Provides specific State and Local Government level waste data and recovery information to improve awareness of waste management activities and progress toward targets.

### Federal Government

Federal Government provides national strategic direction and legislation on waste management, however its involvement in waste activities does not extend to policy regarding kerbside waste collection or direct waste education to the community.

In respect to Waste Education, Federal Government:

- Provides assistance, through funding for national and targeted education and communications programs
- Provides national influence on industry practices to contribute to waste avoidance

- 
- Sets national priority and direction for product stewardship schemes
  - Provides national waste data and recovery information to improve awareness of waste management activities and progress toward targets.

## Partnerships and Support

Local Government partnerships with community groups, not for profit organisations, the waste industry and product stewardship organisations contribute to waste education throughout the community.

### Community Groups and Organisations

Community groups and organisations, including not for profit organisations, support waste education activities by delivering consistent messaging on the importance of positive waste behaviours in their engagement with the community.

Opportunities include delivering joint waste reduction and education programs and services, using resources from all partners to increase reach and value across the community.

### Waste Industry

The role of the waste industry is to provide clear and factual information on collection and processing activities and end markets for collected materials. This is key to maintaining public awareness and confidence in waste management activities.

### Product Stewardship Organisations

Product stewardship initiatives place responsibility on producers and manufacturers of products to drive environmentally beneficial outcomes through the product lifecycle, by designing out waste, using components and materials that are easier to recover and reuse and funding recovery activities.

Organisations managing product stewardship schemes provide financial and operational support for Local Governments to recycle specific materials through collection networks, while partnering with Governments and private industry to deliver clear information to the community on correct disposal, processing activities and end markets.

A key element of success in product stewardship schemes is community engagement. Consulting Local Government throughout the development and implementation process of product stewardship schemes is essential to ensure consistency of information and approach.

## Submission on the Waste Avoidance and Resource Recovery (E-waste) Regulations 2023 Consultation Draft

October 2023

### About WALGA

The Western Australian Local Government Association (WALGA) is the united voice of Local Government in Western Australia. The Association is an independent, membership-based organisation representing and supporting the work and interests of 139 Local Governments in Western Australia, comprising 1,215 Elected Members and approximately 22,600 Local Government employees, as well as over 2.5 million constituents of Local Governments in Western Australia.

Western Australian Local Governments vary greatly in:

- size, ranging from less than 1.5 to over 370,000 square kilometres,
- population, just over 100 to more than 224, 000 people,
- the number of staff employed, from less than 10 to over 1000,
- in revenue received, which in 2019-20 ranged from just over \$2 million to just over \$226 million.

### Acknowledgement of Country

WALGA acknowledges the continuing connection of Aboriginal people to Country, culture and community. We embrace the vast Aboriginal cultural diversity throughout Western Australia, including Boorloo (Perth) on the land of the Whadjuk Noongar People where WALGA is located, and we acknowledge and pay respect to Elders past and present.

WALGA is committed to supporting the efforts of WA Local Governments to foster respectful partnerships and strengthen relationships with local Aboriginal communities.

### Introduction

The Association appreciates the opportunity to comment on the [Consultation Draft of the Waste Avoidance and Resource Recovery \(E-Waste\) Regulations 2023](#) (the Draft Regulations).

The Western Australian Government has committed to deliver a statewide ban on e-waste disposal to landfill by 2024, with the aim of improving management and recycling of e-waste produced by households and businesses across the State.

WALGA acknowledges the objectives of the ban and its alignment to global, national and local environmental and recovery targets, in particular the [Waste Avoidance and Resource Recovery Strategy 2030](#). However, as stated in previous [submissions](#), the implementation of an e-waste to landfill ban by 2024, in its proposed form, will have significant financial implications for Local Governments, and the communities they service.

WALGA's Advocacy Position on landfill bans is clear - *Landfill bans are only supported in the presence of effective product stewardship schemes, or other funding mechanisms, for products which would be subject to the ban.*

**WALGA reiterates its position that comprehensive and effective product stewardship must be implemented for products subject to the e-waste landfill ban prior to the ban taking effect.**

WALGA acknowledges the provision of grant funding to assist in increasing the capacity of recyclers in WA to accept increasing amounts of e-waste and to assist with collection and reuse. However, this does not address the key concern of Local Government regarding ongoing funding to cover all costs associated with e-waste recycling.

While the Draft Regulations outline the responsibilities of designated entities within the e-waste collection and recycling process, **significant clarification of the roles and responsibilities of Local Governments collecting and managing e-waste in order to be effective and practicable is required.**

### **Definitions and responsibilities**

The Draft Regulations outline responsibilities for designated entities under the ban, which have been classified into three categories:

- An e-waste service provider: a person who conducts a business or undertaking that involves or includes the collection or receipt of regulated e-waste for storage, management, aggregation, treatment, processing, sorting, recycling, transfer or disposal.
- A landfill operator: a person who occupies premises which constitute or include a landfill site.
- A significant business: an entity involved in business, industry, trade or commerce that, together with any related entity (if the entity is a body corporate), in relation to any financial year —
  - (a) has 200 or more employees at the beginning of the financial year; or
  - (b) created, during the immediately preceding financial year, 5 or more tonnes of regulated e-waste.

WALGA understands a number of WA Local Governments will fit into all three categories, as transfer stations collecting e-waste for recycling, or Local Governments undertaking collections of separated e-waste through verge collection, will be considered an e-waste service provider. **Clarification is required on whether they will be subject to all requirements under each category and how these responsibilities intersect.**

In order to relieve administrative burden on Local Governments which fit into two or more categories of 'designated entity', it is recommended to investigate **streamlining of reporting requirements**. Local Government already has mandatory reporting requirements for waste and recycling data, including e-waste, under Regulation 18C of the Waste Avoidance and Resource Recovery Regulations 2008 (WARR Regulations).

The ability of Local Governments to establish e-waste collections for recycling is dependent on the licence condition of the site under the Environmental Protection Act, which may require licence application or amendment to the Department for Local Governments which are not currently aggregating e-waste for recycling.

In particular, the collection and storage of lithium-ion batteries as part of an e-waste collection presents a high fire risk to Local Government sites and may require significant upgrades to on-site systems to meet safety requirements. **Clarification is required on whether the Regulations would supersede licence conditions to allow landfill and transfer station facilities to aggregate e-waste for recycling, or if the responsibility**

would fall on Local Governments to resource and undertake licence application or amendment to meet the requirements.

The definition of 'landfill site' in the Draft Regulations is as follows:

**landfill site** means premises —

- which are used for the purpose of receiving waste; and
- in respect of which the occupier is required to hold a licence within the meaning of the EP Act, whether or not such a licence is in force.

**Clarification is required on whether the above description of landfill site applies to those landfills which are registered rather than licenced, including the 109 landfills managed under the Remote Essential and Municipal Services (REMS) program.**

### Prohibition of disposal to landfill and operator requirements

**The wording around prohibition of e-waste to landfill, in Section 14, requires further clarification in relation to the responsibility of landfill operators.**

Throughout the consultation process on the landfill ban to date, it has been made clear that unintentionally captured regulated e-waste, for example which has been placed in a kerbside bin, is not subject to the regulations. This is confirmed in Section 6 – Exceptions.

Section 14 refers to 'regulated e-waste received by a landfill operator which is mixed with other waste' and specifies the landfill operator 'must separate the regulated e-waste from other waste'. **Clarification is required on what constitutes 'regulated e-waste which is mixed with other waste' if this is not intended to refer to e-waste incidentally captured through the kerbside system.**

Defences to a breach under Section 14 are as follows:

- *It is a defence to a charge for an offence under subregulation (2) to prove that the landfill operator —*
  - (a) *took reasonable steps to avoid the commission of the offence; or*
  - (b) *did not know, and could not reasonably have known, that regulated e-waste was mixed with other waste.*

**Further information will be required to ensure that the “reasonable steps” identified in the regulation are clearly defined**, otherwise it is likely that this will generate significant administrative burden for landfill sites, for example if requiring a signed declaration from each individual depositing waste. This is further complicated for small regional landfills which may not be staffed.

### Regional considerations

Consultation with regional Local Governments has shown costs to establish and maintain e-waste recycling activities are significantly higher for regional areas due to required transport distances and limited economies of scale. Consumers, Local Governments and retailers operating in regional and remote areas of WA are subject to higher than average costs of living and operation, which places added pressure on meeting any additional costs outside of scheme operations.

Several regional Local Governments have expressed concern over their ability to resource additional requirements in the management and recording of e-waste, particularly in areas



with unstaffed landfills where monitoring of the loads will require significant resourcing changes.

WALGA notes the draft regulations provide for exemptions in extraordinary circumstances where compliance with the regulations may not be feasible, such as geographical remoteness affecting the availability of facilities or resources.

**As a number of regional Local Governments are not currently collecting e-waste for recycling due to feasibility, clarification is required on what would be considered eligible for an exemption under the criteria.**

**WALGA recommends a set of guidelines be developed similar to the [Waste Levy Exemption guidelines](#), to provide guidance on the circumstances an exemption may be granted and assist responsible entities in completing applications.**

In all circumstances where an exemption is applied for, **ensuring the appropriate level of resourcing within the Department to assess and grant the exemption in a timely manner** is essential, to mitigate the risks of stockpiling regulated e-waste or potentially breaching further sections of the regulations.

**WALGA recommends a staged approach to the ban be implemented across metropolitan and regional WA**, in order to adequately assess feasibility for regional areas to initiate e-waste collections and process potential exemptions as required.

## **Schedule 1 - Regulated e-waste**

Schedule 1 of the Draft Regulations sets out the materials to be covered by the initial stage of the ban.

Feedback from Local Governments highlighted that the implementation of an e-waste to landfill ban will require the development of a comprehensive communications and education campaign to ensure effective community participation and minimise administrative and resourcing burden on Local Governments. Local Government feedback shows community confusion currently exists around the definition of e-waste, and Local Governments are primarily the point of contact for residents with queries on disposal options.

A key concern of Local Governments is that unclear definitions of e-waste and lack of awareness around which materials are subject to the ban will lead to community members bringing unregulated e-waste to drop off sites expecting it to be recycled. E-waste not covered by a product stewardship scheme (known as 'by-catch') currently costs Local Governments \$650 per tonne to recycle, along with increased transport, resourcing and administrative costs.

Existing e-waste recycling messaging needs to be further developed and expanded to clarify which items are accepted under product stewardship schemes such as the NTCRS, as well as how the ban will affect disposal options for different items.

Table 1 provides commentary on several of the materials.

Table 1: Materials Subject to the Ban

Material	Commentary
TVs and Computers	<p>As stated in WALGA's <a href="#">submission</a> on the e-waste to landfill ban consultation, while it is acknowledged that there are Product Stewardship Schemes in place for some of the products subject to the ban, such as the National TV and Computer Recycling Scheme (NTCRS) and Flurocycle, a new National Product Stewardship Scheme, anticipated to cover a wider scope of e-waste, is not scheduled for introduction until mid-2025, with on ground implementation timeframes still to be determined.</p> <p>Local Governments are currently and will continue to incur significant costs for e-waste recycling, as the Product Stewardship Schemes in place cover only a percentage of the total cost of recycling. This is a significant barrier for Local Governments in establishing and maintaining e-waste collections for their communities, particularly in regional WA.</p> <p>A 2021 survey of 29 Local Governments offering e-waste collection services to the community showed that each Local Government provides staffing, infrastructure and sites which contribute to the in-kind costs of recycling e-waste. The amount of financial in-kind costs varied from \$1,000 - \$150,000 per year per Local Government, for both in and out-of-scope NTCRS products. WALGA understands that recycling of NTCRS material is a direct cost of \$350 per tonne to Local Government, and e-waste not included in the NTCRS \$650 per tonne.</p>
Fluorescent lights	<p>Flurocycle, the voluntary national product stewardship scheme, does not provide any funding for recycling of fluorescent lighting. 22,403kg of fluorescent lighting materials were collected through the Household Hazardous Waste (HHW) Program in 2021-22 and cost \$70,568 to recycle, excluding transport. This material comprised 5 per cent of the overall material collected through the HHW Program.</p>
Batteries	<p>The inclusion of batteries as a blanket category in the regulations requires further review, as there are a range of battery types not covered by an existing product stewardship scheme or large-scale recycling programs.</p> <p>The national battery product stewardship scheme BCycle accepts household batteries of all sizes, button batteries, rechargeable batteries up to 5kg, and batteries that can be easily removed from devices such as power tools and cameras.</p> <p>Mobile phone and portable device batteries are covered under Mobile Muster and the NTCRS scheme, while lead acid batteries are accepted for recycling through a range of retailers.</p>

	<p>There are currently no product stewardship schemes or viable recycling options available for larger batteries such as those used to power electric vehicles, e-scooters and bikes, or residential energy storage.</p> <p><b>WALGA recommends a staged approach to batteries being included in the ban, with the first phase including those covered by the BCycle scheme and automotive batteries with an existing recycling option and end market, and including batteries not currently covered by any scheme in future phases of the ban.</b></p>
--	---

## E-Cigarettes / Vapes

### Disposal Information for Local Government



#### WA Regulations for Vape Sale and Possession

In Western Australia, there has been an upsurge in the use of e-cigarettes (vapes). The relevant legislation governing the sale and use of vapes includes:

- *Tobacco Products Control Act 2006*: which prohibits the supply of vapes
- *Medicines and Poisons Act 2014*: which prohibits the supply or possession of vapes containing nicotine.

Consequently, the only legal circumstance for supply of a vape containing nicotine is if prescribed by a doctor, as an aid for smoking cessation. Department of Health are the main regulating agency in WA for vape sale/possession enforcement.

Further context on the vape issue from a State legislative and community health perspective can be found in the [Cancer Council WA Joint Statement](#).

#### Federal Government Intervention

The Federal Government, in consultation with the Therapeutic Goods Administration, [announced in May 2023](#) they will be looking to create stronger regulation and enforcement of all e-cigarettes. This will include new controls on their importation, contents and packaging. This is in response to the gaps in current legislation which has enabled importers and sellers of vapes to leverage loopholes to sell illegal products, spread misinformation on vape legality and contents, and generate a situation where enforcement is extremely difficult.

#### Vapes as Waste

As the popularity of vapes has grown, so has the need for a disposal pathway. Given the legally tenuous nature of vape supply and possession, there aren't clear pathways, or responsible organisations, for safe disposal. Vapes should not be disposed of in any kerbside bin, Battery or electronic waste collections and cannot be disposed of through the Household Hazardous Waste Program.

Why are vapes a disposal problem?

- Vapes contain materials regulated as Dangerous Goods and Hazardous Chemicals
- Vapes likely contain Nicotine which is a regulated Scheduled Poison
- They contain batteries which are a fire risk
- They potentially contain various poisons/harmful chemicals.

## Vape Disposal

Perth Chemicals Specialists (PCS), a WALGA Preferred Supplier, have been identified as holding the required licences to accept and dismantle vapes. PCS hold a Dangerous Goods licence (for the batteries) and can accept Schedule 7 poison controlled substance – Nicotine. PCS are only able to accept aggregated collections of vapes (such as from schools, Local Governments or other organisations) at a cost.

Please contact Reece Russell, General Manager Perth Chemical Specialists for a quote: [technical@perthchemical.com.au](mailto:technical@perthchemical.com.au), 0477 741 177.

## Advice for Individuals

- People should be strongly discouraged from taking vapes apart for several reasons:
  - Battery hazard: Vapes often contain a high-powered lithium battery, which is likely to have a high level of charge remaining, even if the vape is empty. If the vape is dismantled, the battery can spark which would potentially cause the battery to catch on fire. Another hazard is that if the battery is removed, and placed in battery recycling points, unless the terminals are taped, due to the high levels of remaining charge, it will present a high fire risk.
  - Nicotine hazard: Vapes may contain nicotine, regardless of its labelling. Nicotine is either a Schedule 4 – Prescription only Medicine, or a Schedule 7 – Dangerous Poison. Taking apart vapes could cause a nicotine poisoning risk.
- Unfortunately, from an individual's perspective, WALGA has not been able to find a suitable solution for vape disposal.

## Department of Health Advice to Schools

Department of Education (DoE) advised that they have provided general advice to schools regarding vape disposal, the advice includes:

- to use caution when handling the devices as they can combust and cause burns
- storing in a cool place (for battery safety)
- contact a suitable waste disposal company who are capable of disposing of lithium batteries and liquid nicotine
- not to place vapes in the general waste bins
- It is the responsibility of the individual school to find a suitable waste contractor
- The Department of Education continues to engage with key stakeholders, including WALGA, in seeking options for schools for the disposal of vapes.





# Model Process Illegal Dumping

April 2019

## Contents

1.0	Background Information .....	3
2.0	Supporting Documents .....	3
3.0	Overview of the Legislative Framework .....	4
4.0	Roles and Responsibilities.....	6
4.1	Property ownership .....	7
4.2	Enforcement .....	7
4.3	Data Collection .....	8
4.4	Community Engagement.....	8
4.5	Removal .....	10

### Acknowledgement

The Western Australian Local Government Association (WALGA) would like to acknowledge the contribution made by numerous parties to the development of the Model Process, including:

City of Bayswater  
City of Fremantle  
City of Stirling  
City of Swan  
City of Wanneroo  
Eastern Metropolitan Regional Council  
Department of Water and Environmental Regulation (DWER)

## 1.0 Background Information

The Model Process is designed to facilitate a consistent Local Government response to illegally dumped material. The Model Process provides an overview of the legislative framework and roles and responsibilities. The Model Process also outlines the options available to Local Government when responding to reports of illegally dumped material on private property, or land managed by a state/federal agency.

The benefits of adopting a consistent approach for Local Government include:

- Improved customer service
- Improved internal and external communication
- Increased resource recovery
- Increased understanding of the cost of managing / responding to illegal dumping
- Implementation of consistent behaviour change approaches
- Ability to identify trends in illegal dumping and develop business cases for action.

To address illegal dumping, a range of different approaches are needed. This includes infrastructure to facilitate the disposal of materials, community engagement, incentives to encourage good behaviour and enforcement of the law. The Model Process does not address all of these issues.

**NOTE: This document has been prepared by WALGA to assist Local Governments in Western Australia. WALGA does not warrant or represent that the information is exhaustive or complete. WALGA will not be liable for any loss or damage suffered or incurred by any person arising from the use or reliance on the information contained in this document. Local Governments may wish to obtain their own legal advice on matters raised in this document.**

## 2.0 Supporting Documents

The approaches suggested in the Model Process focus predominantly on how Local Governments can effectively respond to illegally dumped material on public and privately owned or managed land. A number of supporting documents are available, including:

The DWER [Interim Compliance and Enforcement Policy \(2017\)](#) provides guidance on DWER's compliance and enforcement functions. In addressing illegal dumping under the *Environmental Protection Act 1986*, the interim Policy reaffirms the use of the approach outlined in the former Department of Environment Regulation [Enforcement and Prosecution Policy \(2013\)](#).

The DWER [Reporting Pollution to Land – Including Waste and Litter](#) provides guidance on the appropriate entity to contact when reporting various types of pollution incidents. Serious illegal dumping incidents should be reported to DWER's 24 hour Pollution Watch hotline - 1300 784 782.

The [Waste Avoidance and Resource Recovery Strategy 2030](#) sets the strategic direction for waste management in Western Australia. The Strategy contains objectives, targets, and strategy descriptions that relate to avoidance, recovery and protection of the environment. This includes a target of towards zero illegal dumping.

Local Government Waste Plans are a requirement of the *Waste Avoidance and Resource Recovery Act 2007*. DWER is developing a template that will facilitate the alignment of Local Government activities to the achievement of Waste Strategy targets.

The WALGA [Template Waste Local Law](#) provides Local Government with the ability to issue modified penalties for material left on the verge. An associated [Guidance Note](#) explains the rationale used to develop the Template Local Law, and assist Local Governments in applying it to their local situation.

WALGA's [Better Practice Optical Surveillance Devices \(aka CCTV\)](#) focuses on the use of Optical Surveillance Devices and the specific legal and practical issues relevant to their use as a means of combating littering and illegal dumping. The Guideline also includes case studies and opportunities available to Local Government to work with the State Government on the issue of illegal dumping.

The WALGA [Background Paper on Illegal Dumping of Shopping Trolleys](#) identifies a number of approaches that can be taken to respond to illegally dumped shopping trolleys, including engagement with retailers and various compliance options.

### 3.0 Overview of the Legislative Framework

#### **Litter Act 1979 - Littering**

The *Litter Act 1979* provides Local Governments with the ability to issue infringements, or to prosecute persons who deposit, or caused to be deposited, litter onto any land or into any waters in certain circumstances.

#### **Environmental Protection Act 1986 - Illegal dumping of waste**

The *Environmental Protection Act 1986* creates an offence of discharging or abandoning, or causing to be discharged or abandoned, solid or liquid waste. Local Governments, with the consent of the CEO of the Department of Water and Environmental Regulation, can prosecute this offence. Limited Local Government action has been taken under the EP Act.

Table 1 compares the key elements of the Acts and identifies considerations of the circumstances in which they can be used. Local Government seeking further assistance or guidance in relation to use of the *Litter Act 1979* or the *Environmental Protection Act 1986* can contact the Department of Water and Environmental Regulation.

Table 1: Comparison of the Litter Act and EP Act.

Factor	Litter Act 1979	Environmental Protection Act 1986
When to use?	Generally, the Litter Act is used for less serious offences. As long as the material deposited contrary to section 23 satisfies the definition of 'litter', the Local Government can take action under that Act.  An example of where a Local Government may choose to issue an infringement or prosecute under the Litter Act rather than the EP Act is in the case of non-hazardous waste weighing less than one tonne.	Generally, the EP Act is used for more serious offences. As long as the material deposited contrary to section 49A satisfies the definition of 'waste', the Local Government, with the consent of the DWER CEO, can prosecute.  An example of where a Local Government may choose to prosecute under the EP Act rather than the Litter Act is in the case of hazardous materials or materials weighing greater than a tonne.
Who can use?	Authorised officers under section 26(1) (being members of the Council or employees of the Local Government in whose Local Government area the offence occurred) can issue infringements.	Authorised officers have various powers under the EP Act. Local Government employees must apply to the Director General of the DWER to be appointed as authorised officers under section 87.
Process for prosecution	Gather, record and store evidence ensuring chain of custody in accordance with contemporary investigative practice.	Gather, record and store evidence ensuring chain of custody in accordance with contemporary investigative practice.  The CEO of a Local Government must obtain the <a href="#">consent of the CEO of the DWER</a> to commence a prosecution under section 49A of the EP Act.
Penalties	Littering - \$200 individual, \$500 for corporations.  Littering creating public risk - \$500 individual, \$2000 for corporations.	Prosecution Section 49A provides that the unauthorised discharging or abandonment of waste is an offence.

	<p>Prosecution Various penalties for specific offences, up to \$5,000.</p>	<p>Maximum penalty \$62,500 for individuals, \$125,000 for corporations.</p> <p>Modified penalty notices to be issued for the offence of dumping waste.</p> <p>Remediation costs can be imposed by the court for those instances where a Local Government has managed illegally dumped material on its land.</p>
Funds from penalties	<p>If Local Government issues the infringement or undertakes the prosecution, any monies recovered in the form of fines are returned to the Local Government.</p>	<p>If Local Government undertakes the prosecution, any moneys recovered in the form of fines are returned to the Local Government. If the DWER undertakes the prosecution the funds go to consolidated revenue.</p>
Other considerations	<p>If infringements are issued, they must be supported by sufficient evidence to prove each element of the offence. This is to ensure if the infringement is contested, the Local Government can defend the matter in court.</p>	
Resources	<p><i>Litter Regulations 1981</i> Schedule 1 includes a list of types of litter that can create public risk.</p> <p>Schedule 2 includes the format of a Litter Infringement Notice.</p>	<p>DWER can offer Local Governments assistance to undertake prosecutions, such as advising on evidence requirements or, if necessary, undertaking the prosecution.</p>

### **Planning and Development Act 2005**

The *Planning and Development Act 2005* (P&D Act) can be used to address non-conforming land uses such as illegal landfills. The storage or dumping of items on private land without a development approval may constitute an offence under s.214 of the P&D Act.

Where the Local Government believes that a contravention of s.214 has occurred, discretion exists to issue a direction (s.124 (3)) to *inter alia*, remove, pull down, take up, or alter the development'. In determining whether or not to issue a direction, the Local Government should be cognisant of the practical difficulties that could arise, the period of time elapsed since the offence occurred, and whether or not a direction is a suitable response. It is advisable to seek legal advice on these matters. A direction should only be given to a landowner who undertook the unlawful development or to any other person who undertook the same. A direction should not be given to a landowner who acquired ownership after unlawful development was undertaken and who did not themselves undertake the unlawful development.

### **Waste Local Law**

The [WALGA Template Waste Local Law](#) provides Local Government with the ability to issue modified penalties for material left on the verge:

#### **2.10 Verge collections**

- (1) *Where the local government has advertised a verge waste collection (such as a green waste, or a bulk waste, verge collection) a person, unless with and in accordance with the approval of the local government or an authorised person—*
  - (a) *must deposit waste only during the period of time, and in accordance with other terms and conditions, as advertised by the local government in relation to that verge waste collection; and*
  - (b) *must otherwise comply with those terms and conditions.*
- (2) *Where waste has been deposited on a verge for a verge waste collection, a person must not remove any of that waste for a commercial purpose but may remove it for any other purpose.*



- (3) Except where waste is lawfully removed from a verge under this clause, a person must not disassemble or tamper with any waste deposited on a verge for a verge waste collection so as to increase the risk of harm to any person.
- (4) Clause 2.10(2) does not apply to the local government or a person engaged or contracted by the local government in relation to the verge waste collection.

### Other Local Laws

Local Government Property Local Laws and Public Places Local Laws may provide Local Governments with enforcement powers in respect to materials dumped on Local Government property and in public places. For example, the City of Swan [Consolidated Local Laws 2005](#) contains specific provisions on rubbish on building sites. This Local Law requires bins to have covers, and for building sites and any adjoining verge or public place to be kept free of rubbish or offensive matter at all times.

## 4.0 Roles and Responsibilities

In responding to illegal dumping, roles and responsibilities must be clearly identified and communicated. This applies for interactions on a range of issues between Local Government and external parties (reporting party, state/federal agencies, private land owners), and internal business units of a Local Government. The Model Process outlined in Figure 1 has been developed as a tool that can assist Local Governments in formalising roles and responsibilities for the completion of distinct activities. It also provides an avenue through which to formalise the approach a Local Government will use to address illegal dumping at private property and State/Federal Government property (Section 4.1). An expanded Model Process is provided in Appendix 1.

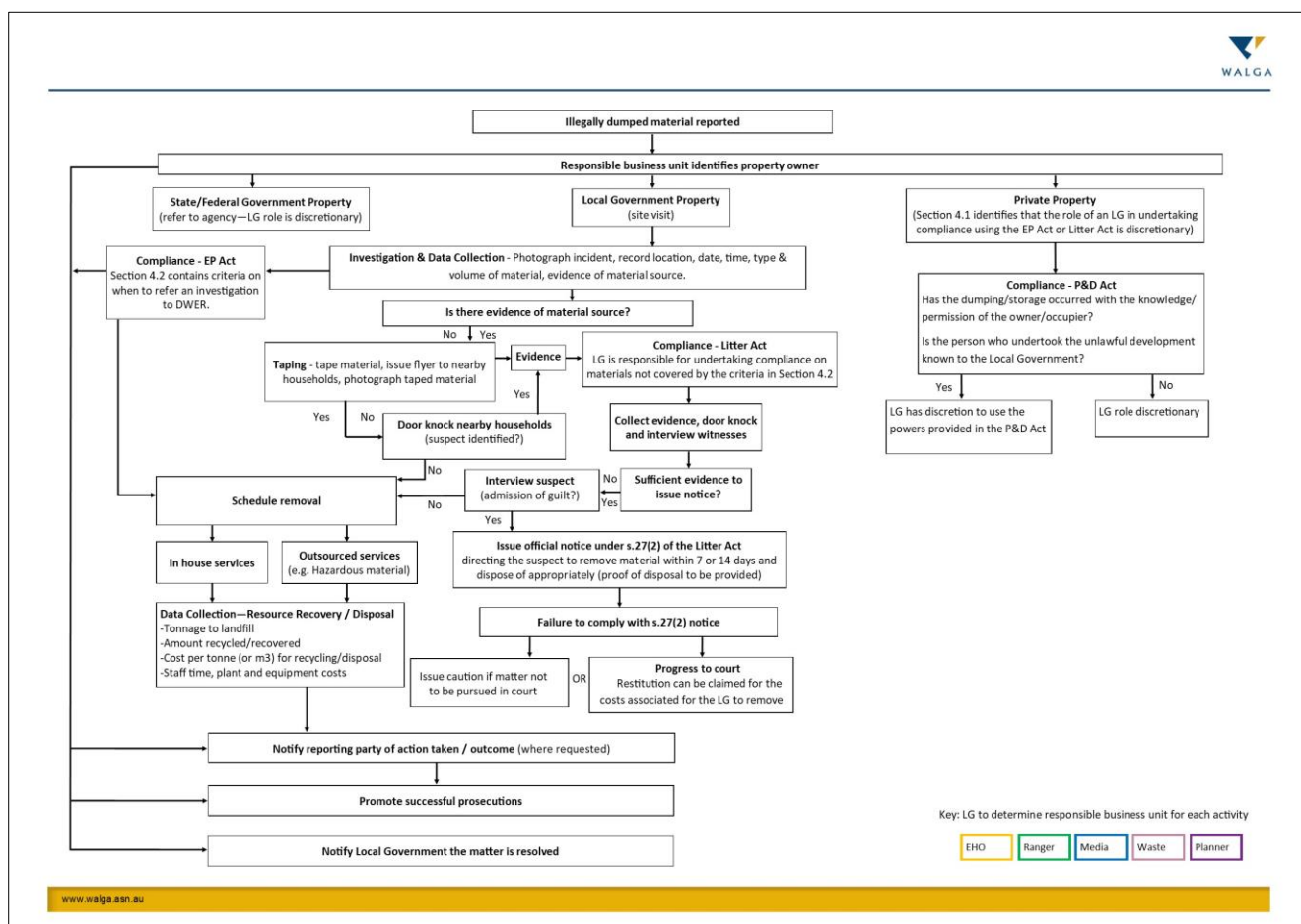


Figure 1: Model process for illegal dumping.

## 4.1 Property ownership

The action that a Local Government takes to address illegally dumped material is primarily dependent on who owns or manages the property.

### **State/Federal Government Property**

Material that is illegally dumped on property owned or managed by a state/federal agency is the responsibility of the relevant agency. As such, the approach taken to compliance, data collection, community engagement and removal is at the discretion of the affected agency.

A Local Government may, at its discretion, offer assistance to the affected agency with responsibility for responding to the illegal dumping. For example, a Local Government may enter into an arrangement with a state agency to investigate an illegal dumping incident / issue an infringement and request that a suspect removes illegally dumped material. In this instance, the agency would retain responsibility for the removal of remaining material. Alternatively, a Local Government may enter into an agreement with a state agency (e.g. Housing) to remove illegally dumped material on a fee for service basis.

### **Local Government Property**

Material that is illegally dumped on land owned or managed by Local Government is the responsibility of the Local Government. In this instance, it is suggested that a combination of approaches is adopted, where compliance, data collection and community engagement occurs.

In situations where the suspect that illegally dumped material cannot be found, or refuses to remove and dispose of the material in a lawful manner, a Local Government is responsible for the physical management and/or removal of this material.

The management of hazardous material on Local Government managed land must be expedited. Hazardous materials are defined those likely to have an adverse impact on human health and/or the environment. The legislative frameworks established by the *Dangerous Goods Safety Act 2004* and the *Occupational Safety and Health Act 1984* provide definitions for *dangerous goods* and *hazardous substances*. Common examples of hazardous materials that are likely to have an adverse impact on human health and/or the environment include chemicals, fuel, oil and asbestos.

### **Private Property**

Material that is illegally dumped on privately owned or managed land is the responsibility of the owner. A Local Government may, at its discretion, offer assistance to a private land owner in responding to illegal dumping, by entering into an arrangement to investigate an illegal dumping incident and request that a suspect removes illegally dumped material. In this instance, the private land owner would retain responsibility for the removal of any remaining material.

There are options available to issue a direction under the *Planning and Development Act 2005* for unlawful development. Refer to *Section 3.0 Overview of the Legislative Framework* to ascertain the type of situations where it would be appropriate to use such an approach.

## 4.2 Compliance

A Local Government must make a decision on the approach that will be taken to compliance. The Local Government has the opportunity to undertake these activities themselves or to partner with the DWER.

### **Partner with DWER**

Local Governments can partner with the DWER to undertake various activities in responding to illegal dumping, including:

- Training: to assist Local Governments to enforce the *Litter Act 1979* and the *Environmental Protection Act 1986*
- Assistance on prosecutions: DWER is able to provide advice to Local Governments to ensure that the required evidence has been gathered, stored and recorded in accordance with the rules of evidence
- Equipment: DWER can partner with the Local Government to use Optical Surveillance Devices (OSD) to identify those responsible for littering or illegally dumping.

As a first step, DWER can loan OSDs, check surveillance imagery, undertake the prosecutions (under the *Environmental Protection Act 1986*) and publicise any successful prosecutions. As the partnership develops Local Government can assist by reviewing imagery captured by OSD and providing statements on the timing, nature and location of littering or dumping offences.

This partnership approach would require that a Local Government:

- Suggests littering or illegal dumping 'hot spots' for OSD installations
- Commits to at least a weekly drive by of the site(s)
- Takes photos and notifies DWER if littering and or illegal dumping occurs at the site.

As identified in Section 3, different legislative tools can be used to address litter and illegal dumping. The DWER has dedicated resources available to investigate serious illegal dumping incidents.

Thresholds for referring a matter to the DWER include:

- Whether the material illegally disposed of appears to be commercial
- The quantity of material illegally disposed of
- How hazardous the material is (to human health or the environment).

### 4.3 Data Collection

There is a need for data to be collected on material which is illegally dumped. The data collected should include the amount of material reported, location, date, time, type and volume of material, any evidence of material source and photographic evidence. The collection of this information for all instances of illegal dumping will assist in determining current levels of illegal dumping in a Local Government area and the success of interventions the Local Government undertakes, such as compliance, community engagement and removal of the material.

This information can also be used to determine the cost of illegal dumping to the community. Dependent on the type of enforcement action taken, there is a possibility that the costs associated with investigation and removal of material (plant, equipment, staff time) could potentially be recouped.

### 4.4 Community Engagement

#### ***Complaint received and entered into customer service system***

Illegal dumping can be reported through a variety of internal and external channels. Reporting mechanisms can be designed to ensure information is collected in a consistent manner that informs the future activity of multiple business units. Information can be received online (web / social media / app), by phone or reported by internal Local Government staff. For example, residents in the City of Joondalup can report illegal dumping [online](#).

A best practice approach to customer service is to contact the reporting party initially to confirm details. However, resourcing constraints may limit the level of engagement that occurs. How incidents are allocated to various teams within a Local Government differs. The process used in some Local Governments is to self-allocate responsibility– dependent on severity or the availability of evidence. Another approach is for one person / team to use a consistent screening approach to allocate responsibility.

#### ***Taping process***

The process used in the City of Wanneroo has been incorporated into the Model Process suggested in Figure 1. Illegally dumped material is taped as a means of notifying nearby residents that an investigation is underway. Material is left material on the verge and re-checked within one week.

Material is taped even if evidence identifying a suspect exists, as it encourages the removal of illegally dumped material.

Refer to Figure 2-4 for examples of the materials used to notify residents that illegal dumping has occurred.



Figure 2: Example of material used to notify residents (City of Wanneroo).







## Get rid of your rubbish for free with the City of Stirling

Many items that can be recycled can be taken to the Recycling Centre Balcatta for free, including:

- Aluminium and steel cans
- Household furniture in good condition (acceptance is decided by the tip shop)
- Landscaping and garden items
- Jars, containers and bottles
- Scrap metals and white goods (does not include fridges and freezers).

Hazardous Waste can be taken to the Recycling Centre Balcatta, including:

- Electronics and mobile phones
- Household and car batteries
- Motor oil, coolants and filters

- Household chemicals
- Paints and solvents (dry and empty tins also accepted).

### On-Demand Collection Services

People who live in Stirling can access these collections once every year:

- 1 x electronic waste (a total of six items)
- 1 x skip bin (3m<sup>3</sup>)
- 1 x mattress/base (six pieces– does not include bed frames and headboards)
- 1 x white goods (four items – fridge/freezer doors must be removed).

Book on the City's website  
[www.stirling.wa.gov.au/waste](http://www.stirling.wa.gov.au/waste)

### Tip Passes

Each ratepayer receives tip passes for:

- Household bulk junk up to one tonne (includes two mattresses and two fridges)
- Clean green garden waste up to one tonne
- Clean sand, bricks and concrete up to one tonne.

With services available for people who live in the City of Stirling, there is no excuse for illegal dumping.

With increased cameras and patrolling, those who are caught will be issued with a fine.

If you see it, report it by calling  
(08) 9205 8555.

Figure 3: Example of material used to notify residents of other disposal options (City of Stirling).



Figure 4: Example of signage used when taping illegally dumped materials (City of Wanneroo).

### Promotion of successful prosecutions

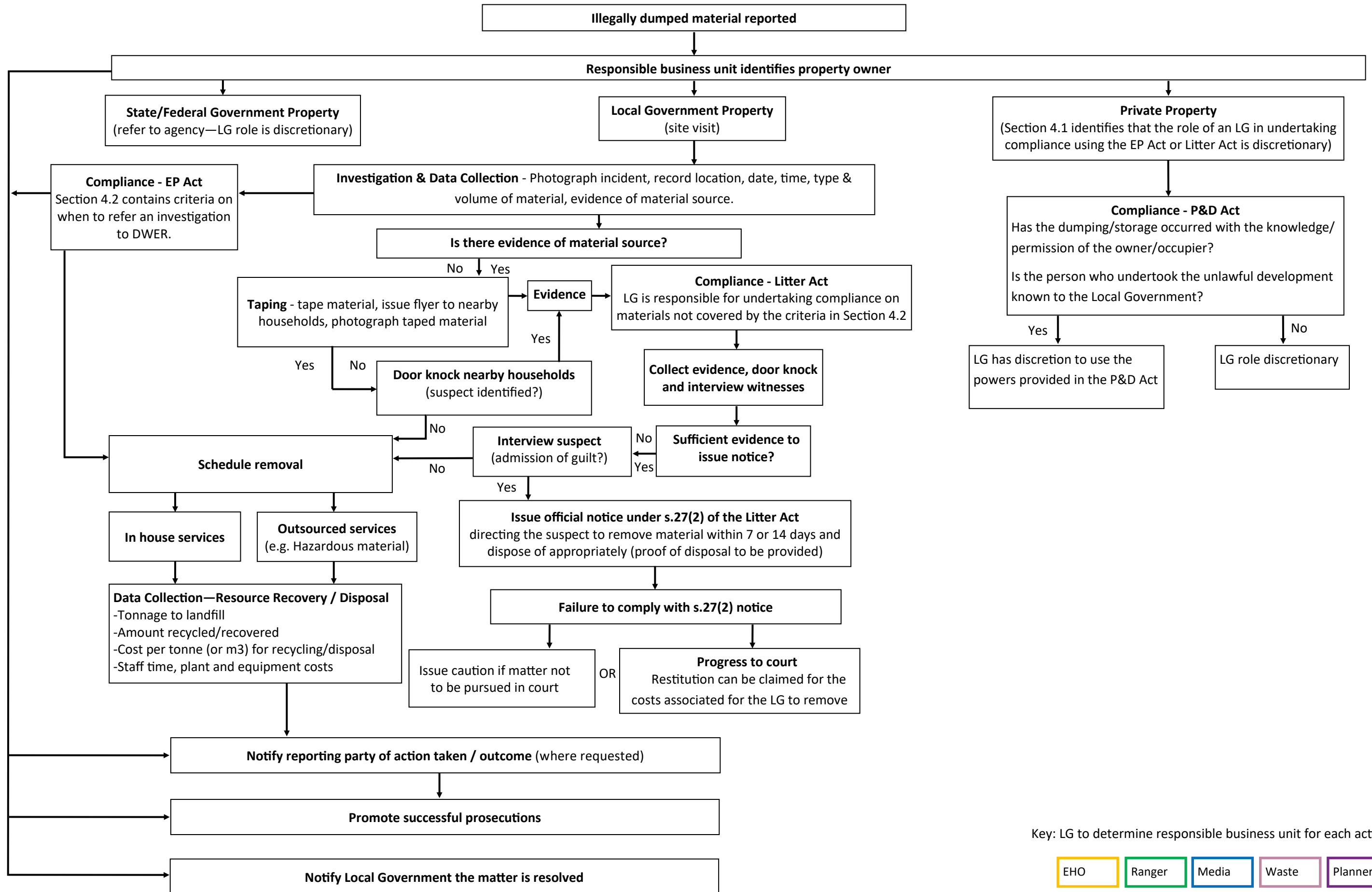
The promotion of successful prosecutions is an important community engagement activity that complements and supports compliance. For compliance activity to effectively deter illegal dumping, the community needs to be understood that action will be taken if material is illegally dumped. Local Governments can promote successful prosecutions through a number of channels, including websites, social media and community newsletters.

## 4.5 Removal of Material



Management of any material that is not removed after undertaking community engagement remains the responsibility of the owner or manager of the land. For Local Government, this comes at a substantial cost. There is an opportunity to lower these costs by undertaking resource recovery, where appropriate. It is important that Local Governments undertake an assessment of the viability of resource recovery activities.

Where resource recovery is found to be viable, the WALGA Preferred Supplier Panels for [Waste Collection Goods and Services](#), and [Hazardous & Emergency Event Services](#) can be used to assist Local Governments in the procurement of resource recovery services. The contractors on these Panels can provide a range of resource recovery services, including e-waste recycling, mattress recycling, and disposal of hazardous material. To arrange for a quote, use the [eQuotes](#) system.



**17 MEMBERS' MOTIONS OF WHICH PREVIOUS NOTICE HAS BEEN GIVEN**

**18 NEW BUSINESS OF AN URGENT NATURE**

**19 CONFIDENTIAL MATTERS FOR WHICH THE MEETING MAY BE CLOSED TO THE PUBLIC**

If no Councillor wishes to withdraw any confidential items for discussion or debate, the confidential items may be resolved en bloc, negating the need to go behind closed doors:

**RECOMMENDATION [Moving Confidential Items en bloc]**

That Council adopts the recommendations in the Confidential reports (section 19).

**COUNCIL RESOLUTION**

MOVED

SECONDED

If any Councillor wishes to withdraw any confidential items for discussion or debate:

**RECOMMENDATION (Closing Meeting to the Public)**

That with the exception of ....., the meeting be closed to members of the public in accordance with Section 5.23(2) of the *Local Government Act 1995* for the purpose of dealing with matters of a confidential nature.

**COUNCIL RESOLUTION**

MOVED

SECONDED

**19.1 RFQ 2023-028 SUPPLY AND DELIVERY OF ONE NEW 50 TONNE LANDFILL COMPACTOR FOR RED HILL WASTE MANAGEMENT FACILITY (D2023/42358)**

This item is recommended to be confidential because it contains matters of a commercial-in-confidence nature.

See Confidential Item circulated with the Agenda under Separate Cover.

**RECOMMENDATION [Meeting re-opened to the Public]**

That the meeting be re-opened, the members of the public be invited to return to the meeting and the recommendations passed behind closed doors be recorded.

**COUNCIL RESOLUTION(S)**

MOVED

SECONDED

Recording of the resolutions passed behind closed doors, namely:

19.1 RFQ 2023-028 SUPPLY AND DELIVERY OF ONE NEW 50 TONNE LANDFILL  
COMPACTOR FOR RED HILL WASTE MANAGEMENT FACILITY (D2023/44395)

**COUNCIL RESOLUTION(S)**

MOVED

SECONDED

**20 FUTURE MEETINGS OF COUNCIL**

The next meeting of Council will be held on Thursday 22 February 2024 at the EMRC Administration Office, 1st Floor, 226 Great Eastern Highway, Ascot WA 6104 commencing at 6.00pm.

**Proposed meetings of Council 2024**

Thursday	22 February		at	EMRC Administration Office
Thursday	28 March		at	EMRC Administration Office
Thursday	23 May	(if required)	at	EMRC Administration Office
Thursday	27 June		at	EMRC Administration Office
Thursday	25 July	(if required)	at	EMRC Administration Office
Thursday	22 August	(if required)	at	EMRC Administration Office
Thursday	26 September	(if required)	at	EMRC Administration Office
Thursday	24 October	(if required)	at	EMRC Administration Office
Thursday	28 November	(if required)	at	EMRC Administration Office

**21 DECLARATION OF CLOSURE OF MEETING**