

# **MINUTES**

## **Certification of Confirmation**

## **Ordinary Meeting of Council**

**22 February 2024**

I, Cr Filomena Piffaretti, hereby certify that the minutes from the Ordinary Meeting of Council held on 22 February 2024 pages (1) to (185) were confirmed at the Ordinary Meeting of Council held on 28 March 2024.



---

Signature

Cr Filomena Piffaretti  
Presiding Member



## **EMRC Council Members**

Cr Filomena Piffaretti	Chairperson	City of Bayswater
Cr Aaron Bowman	Deputy Chairperson	City of Swan
Cr Tallan Ames	EMRC Member	Town of Bassendean
Cr Paul Poliwka	EMRC Member	Town of Bassendean
Cr Michelle Sutherland	EMRC Member	City of Bayswater
Cr Luke Ellery	EMRC Member	Shire of Mundaring
Cr Doug Jeans	EMRC Member	Shire of Mundaring
Cr Jennifer Catalano	EMRC Member	City of Swan

## **EMRC Council Deputies**

Cr Kathryn Hamilton	EMRC Deputy Member	Town of Bassendean
Cr Giorgia Johnson	EMRC Deputy Member	City of Bayswater
Cr John Daw	EMRC Deputy Member	Shire of Mundaring
Cr Ian Johnson	EMRC Deputy Member	City of Swan

## Ordinary Meeting of Council Minutes

An ordinary Meeting of Council was held at the EMRC Administration Office, 1<sup>st</sup> Floor, 226 Great Eastern Highway, Ascot WA 6104 on **Thursday 22 February 2024**. The meeting commenced at **6:02pm**.

### Table of Contents

<b>1</b>	<b>DECLARATION OF OPENING AND ANNOUNCEMENT OF VISITORS</b>	<b>5</b>
	1.1 ACKNOWLEDGEMENT OF COUNTRY	5
<b>2</b>	<b>ATTENDANCE, APOLOGIES AND LEAVE OF ABSENCE (PREVIOUSLY APPROVED)</b>	<b>6</b>
<b>3</b>	<b>DISCLOSURE OF INTEREST</b>	<b>6</b>
	3.1 MR MARCUS GEISLER – CHIEF EXECUTIVE OFFICER – INTERESTS AFFECTING IMPARTIALITY	6
	3.2 MRS ANGELA JEHRING – MANAGER HUMAN RESOURCES – INTERESTS AFFECTING IMPARTIALITY	6
<b>4</b>	<b>ANNOUNCEMENTS BY THE CHAIRPERSON OR PRESIDING MEMBER</b>	<b>6</b>
<b>5</b>	<b>RESPONSE TO PREVIOUS QUESTIONS TAKEN ON NOTICE</b>	<b>6</b>
<b>6</b>	<b>PUBLIC QUESTION TIME</b>	<b>6</b>
<b>7</b>	<b>APPLICATIONS FOR LEAVE OF ABSENCE</b>	<b>6</b>
	7.1 CR PIFFARETTI	6
<b>8</b>	<b>PETITIONS, DEPUTATIONS AND PRESENTATIONS</b>	<b>7</b>
<b>9</b>	<b>CONFIRMATION OF MINUTES OF PREVIOUS MEETINGS</b>	<b>7</b>
	9.1 MINUTES OF THE ORDINARY MEETING OF COUNCIL HELD ON 23 NOVEMBER 2023	7
<b>10</b>	<b>QUESTIONS BY MEMBERS OF WHICH DUE NOTICE HAS BEEN GIVEN</b>	<b>7</b>
<b>11</b>	<b>QUESTIONS WITHOUT NOTICE</b>	<b>7</b>
<b>12</b>	<b>ANNOUNCEMENT OF CONFIDENTIAL MATTERS FOR WHICH MEETINGS MAY BE CLOSED TO THE PUBLIC</b>	<b>7</b>
<b>13</b>	<b>BUSINESS NOT DEALT WITH FROM A PREVIOUS MEETING</b>	<b>8</b>
<b>14</b>	<b>EMPLOYEE REPORTS</b>	<b>8</b>
	14.1 LIST OF ACCOUNTS PAID DURING THE MONTHS OF NOVEMBER 2023, DECEMBER 2023 AND JANUARY 2024 (D2024/01824)	9
	14.2 FINANCIAL REPORT FOR PERIOD ENDED 30 NOVEMBER 2023 (D2024/00493)	60
	14.3 FINANCIAL REPORT FOR THE PERIOD ENDED 31 DECEMBER 2023 (D2024/01339)	80
	14.4 FINANCIAL REPORT FOR THE PERIOD ENDED 31 JANUARY 2024 (2024/03682)	100
	14.5 REVIEW OF COUNCIL POLICIES (D2024/03682)	120



## Table of Contents continued

14.6	REVIEW OF DELEGATED POWERS AND DUTIES (2024/03692)	136
14.7	CHIEF EXECUTIVE OFFICER ATTENDANCE AT WASTE 2024 CONFERENCE (D2024/03693)	146
14.8	PURCHASE OF RUBBISH COLLECTION VEHICLES FOR FOGO WASTE (D2024/04020)	159
14.9	ITEMS CONTAINED IN THE INFORMATION BULLETIN (D2024/01823)	164
<b>15</b>	<b>REPORTS OF COMMITTEES</b>	<b>164</b>
<b>16</b>	<b>REPORTS OF DELEGATES</b>	<b>164</b>
16.1	MUNICIPAL WASTE ADVISORY COUNCIL (MWAC) MINUTES HELD 13 DECEMBER 2023	165
<b>17</b>	<b>MEMBERS' MOTIONS OF WHICH PREVIOUS NOTICE HAS BEEN GIVEN</b>	<b>179</b>
17.1	NOTICE OF MOTION RECEIVED FROM CR AARON BOWMAN (D2024/03951)	179
<b>18</b>	<b>NEW BUSINESS OF AN URGENT NATURE</b>	<b>181</b>
<b>19</b>	<b>CONFIDENTIAL MATTERS FOR WHICH THE MEETING MAY BE CLOSED TO THE PUBLIC</b>	<b>181</b>
19.1	OPTION TO LEASE AGREEMENT WITH WOODSIDE ENERGY (D2024/03713)	183
19.2	REQUEST FOR TENDER RFT 2023-013 CONSTRUCTION OF CLASS III STAGE 17 LANDFILL CELL AT RED HILL WASTE MANAGEMENT FACILITY (RHWMF) (D2024/03927)	183
19.3	EXEMPTION FROM TENDER REGULATIONS FOR A CONTRACTOR (D2024/03731)	184
19.4	SELECTION OF A FACILITATOR FOR THE CHIEF EXECUTIVE OFFICERS PERFORMANCE REVIEW PROCESS (D2023/01271)	184
19.5	CHIEF EXECUTIVE OFFICER PERFORMANCE REVIEW PROCESS FOR 2024 (D2024/02074)	185
<b>20</b>	<b>FUTURE MEETINGS OF COUNCIL</b>	<b>185</b>
<b>21</b>	<b>DECLARATION OF CLOSURE OF MEETING</b>	<b>185</b>

**1 DECLARATION OF OPENING AND ANNOUNCEMENT OF VISITORS**

The Chairperson opened the meeting at 6:02pm.

**1.1 ACKNOWLEDGEMENT OF COUNTRY**

The Chairperson acknowledged the traditional custodians of the land, the Whadjuk people of the Noongar Nation, paid respects to elders past, present and emerging.

**2 ATTENDANCE, APOLOGIES AND LEAVE OF ABSENCE (PREVIOUSLY APPROVED)**

**Councillor Attendance**

Cr Filomena Piffaretti	Chairperson	City of Bayswater
Cr Aaron Bowman	Deputy Chairperson	City of Swan
Cr Tallan Ames	EMRC Member	Town of Bassendean
Cr Paul Poliwka	EMRC Member	Town of Bassendean
Cr Michelle Sutherland	EMRC Member	City of Bayswater
Cr Luke Ellery	EMRC Member	Shire of Mundaring
Cr Doug Jeans <i>(arrived 6:05pm)</i>	EMRC Member	Shire of Mundaring
Cr Jennifer Catalano	EMRC Member	City of Swan

**EMRC Officers**

Mr Marcus Geisler	Chief Executive Officer
Mr Hua Jer Liew	Chief Financial Officer
Miss Carmen Sadleir	Chief Operating Officer
Mrs Wendy Harris	Chief Sustainability Officer
Mrs Lee Loughnan	Personal Assistant to the Chief Financial Officer (Minutes)

**EMRC Observers**

Ms Izabella Krzysko	Manager Procurement and Governance
Ms Kasa Nakhonthat	Manager Financial Services
Mrs Angela Jehring	Manager Human Resources
Ms Theresa Eckstein	Executive Assistant to Chief Executive Officer
Mr Christopher Snook	Information Services Support Officer

**Observers**

Cr Kathryn Hamilton	EMRC Deputy Member	Town of Bassendean
Cr Giorgia Johnson	EMRC Deputy Member	City of Bayswater
Cr Ian Johnson	EMRC Deputy Member	City of Swan

**3 DISCLOSURE OF INTEREST**

**3.1 MR MARCUS GEISLER – CHIEF EXECUTIVE OFFICER – INTERESTS AFFECTING IMPARTIALITY**

Items: 19.4 and 19.5  
 Subject: Selection of Facilitator for the Chief Executive Officer Performance Review Process and Chief Executive Officer’s Performance Review Process for 2024.  
 Nature of Interest: Disclosure of Interest Affecting Impartiality, EMRC Code of Conduct for EMRC Employees.  
 Subject matter of the Report directly applies to the Chief Executive Officer.

**3.2 MRS ANGELA JEHRING – MANAGER HUMAN RESOURCES – INTERESTS AFFECTING IMPARTIALITY**

Items: 19.4 and 19.5  
 Subject: Selection of Facilitator for the Chief Executive Officer Performance Review Process and Chief Executive Officer’s Performance Review Process for 2024.  
 Nature of Interest: Disclosure of Interest Affecting Impartiality, EMRC Code of Conduct for EMRC Employees.  
 Due to the reporting relationship with the Chief Executive Officer.

**4 ANNOUNCEMENTS BY THE CHAIRPERSON OR PRESIDING MEMBER**

Nil

**5 RESPONSE TO PREVIOUS QUESTIONS TAKEN ON NOTICE**

Nil

**6 PUBLIC QUESTION TIME**

Nil

**7 APPLICATIONS FOR LEAVE OF ABSENCE**

**7.1 CR PIFFARETTI**

**COUNCIL RESOLUTION(S)**

MOVED CR BOWMAN                      SECONDED CR ELLERY

THAT COUNCIL APPROVE THE APPLICATION FOR LEAVE OF ABSENCE FOR CR FILOMENA PIFFARETTI FROM 10 MARCH 2024 TO 17 MARCH 2024 INCLUSIVE.

**CARRIED UNANIMOUSLY**

Cr Jeans arrived at this point of the meeting, after Item 7 and before Item 8.

**8 PETITIONS, DEPUTATIONS AND PRESENTATIONS**

Nil

**9 CONFIRMATION OF MINUTES OF PREVIOUS MEETINGS**

**9.1 MINUTES OF THE ORDINARY MEETING OF COUNCIL HELD ON 23 NOVEMBER 2023**

That the minutes of the Ordinary Meeting of Council held on 23 November 2023 which have been distributed, be confirmed.

**COUNCIL RESOLUTION**

MOVED CR ELLERY

SECONDED CR SUTHERLAND

THAT THE MINUTES OF THE ORDINARY MEETING OF COUNCIL HELD ON 23 NOVEMBER 2023 WHICH HAVE BEEN DISTRIBUTED, BE CONFIRMED.

**CARRIED UNANIMOUSLY**

**10 QUESTIONS BY MEMBERS OF WHICH DUE NOTICE HAS BEEN GIVEN**

Nil

**11 QUESTIONS WITHOUT NOTICE**

Nil

**12 ANNOUNCEMENT OF CONFIDENTIAL MATTERS FOR WHICH MEETINGS MAY BE CLOSED TO THE PUBLIC**

NOTE: Section 5.23(2) of the *Local Government Act 1995*, details a number of matters upon which Council may discuss and make decisions without members of the public being present. These matters include: matters affecting employees; personal affairs of any person; contractual matters; legal advice; commercial-in-confidence matters; security matters; among others.

The following confidential reports are covered in Section 19 of this agenda.

- OPTION TO LEASE AGREEMENT WITH WOODSIDE ENERGY (D2024/03713)
- REQUEST FOR TENDER RFT 2023-013 CONSTRUCTION OF CLASS III STAGE 17 LANDFILL CELL AT RED HILL WASTE MANAGEMENT FACILITY (RHWMF) (D2024/03927)
- EXEMPTION FROM TENDER REGULATIONS FOR A CONTRACTOR (D2024/03731)
- SELECTION OF FACILITATOR FOR THE CHIEF EXECUTIVE OFFICERS PERFORMANCE REVIEW PROCESS (D2023/01271)
- CHIEF EXECUTIVE OFFICER PERFORMANCE REVIEW PROCESS FOR 2024 (D2024/02074)

**13 BUSINESS NOT DEALT WITH FROM A PREVIOUS MEETING**

Nil

**14 EMPLOYEE REPORTS**

- 14.1 LIST OF ACCOUNTS PAID DURING THE MONTHS OF NOVEMBER 2023, DECEMBER 2023 AND JANUARY 2024 (D2024/01824)
- 14.2 FINANCIAL REPORT FOR PERIOD ENDED 30 NOVEMBER 2023 (D2024/00493)
- 14.3 FINANCIAL REPORT FOR THE PERIOD ENDED 31 DECEMBER 2023 (D2024/01339)
- 14.4 FINANCIAL REPORT FOR THE PERIOD ENDED 31 JANUARY 2024 (2024/03682)
- 14.5 REVIEW OF COUNCIL POLICIES (D2024/03682)
- 14.6 REVIEW OF DELEGATED POWERS AND DUTIES (2024/03692)
- 14.7 CHIEF EXECUTIVE OFFICER ATTENDANCE AT WASTE 2024 CONFERENCE (D2024/03693)
- 14.8 PURCHASE OF RUBBISH COLLECTION VEHICLES FOR FOGO WASTE (D2024/04020)
- 14.9 ITEMS CONTAINED IN THE INFORMATION BULLETIN (D2024/01823)

The Chairperson invited members to withdraw any report items to be dealt with separately.

Cr Bowman withdrew Items 14.6 and 14.8.

No Councillors nominated any further items to be withdrawn for discussion or debate.

**RECOMMENDATION(S)**

That with the exception of items ....., which are to be withdrawn and dealt with separately, Council adopts the recommendations in the Employee Reports (Section 14).

**COUNCIL RESOLUTION(S)**

MOVED CR AMES

SECONDED CR ELLERY

THAT WITH THE EXCEPTION OF ITEMS 14.6 AND 14.8 WHICH ARE TO BE WITHDRAWN AND DEALT WITH SEPARATELY, COUNCIL ADOPTS THE RECOMMENDATIONS IN THE REPORTS OF EMPLOYEES (SECTION 14).

**CARRIED UNANIMOUSLY**



**14.1 LIST OF ACCOUNTS PAID DURING THE MONTHS OF NOVEMBER 2023, DECEMBER 2023 AND JANUARY 2024**

**D2024/01824**

**PURPOSE OF REPORT**

The purpose of this report is to present to Council a list of accounts paid under the Chief Executive Officer's delegated authority during the months of November 2023, December 2023 and January 2024 for noting.

**KEY POINT(S)**

- As per the requirements of regulation 13(1) of the *Local Government (Financial Management) Regulations 1996*, the list of accounts paid during the months of November 2023, December 2023 and January 2024 is provided for noting.

**RECOMMENDATION(S)**

That Council notes:

1. The CEO's list of accounts for November 2023, December 2023 and January 2024 paid under delegated power in accordance with regulation 13(1) of the *Local Government (Financial Management) Regulations 1996*, forming attachment 1 to this report totalling \$44,471,950.85.
2. The list of payments by employees via purchasing cards including credit cards, debit or other purchasing cards for November 2023, December 2023 and January 2024 in accordance with regulation 13A(2) of the *Local Government (Financial Management) Regulations 1996*, forming attachment 2 to this report totalling \$63,507.93.

**SOURCE OF REPORT**

Chief Financial Officer

**BACKGROUND**

- 1 Council has delegated to the Chief Executive Officer (CEO) the exercise of its power to make payments from the Municipal Fund and Trust Fund. In accordance with regulation 13(1) of the *Local Government (Financial Management) Regulations 1996*, a list of accounts paid by the CEO is to be provided to Council, where such delegation is made.
- 2 From 1 September 2023, local governments are required to disclose information about each transaction made on a credit card, debit card or other purchasing cards in accordance with regulation 13A of the *Local Government (Financial Management) Regulations 1996*.

3 The table below summarises the payments drawn on the funds during the months of November 2023, December 2023 and January 2024. A list detailing the payments made is appended as an attachment 1 to this report.

<b>Municipal Fund</b>	EFT Payments	EFT54860 – EFT55824	
	Cheque Payments	220778 - 220800	
	Payroll EFT	PAY 2024-9.1, PAY 2024-10; PAY 2024-10.1, PAY 2024-11; PAY 2024-12, PAY 2024-12.1; PAY 2024-13, PAY 2024-14; PAY 2024-15, PAY 2024-15.1; & PAY 2024-	
	Direct Debits		
	➤ Superannuation	DD26637.1 – DD26637.24 DD26638.1 – DD26638.2 DD26639.1 – DD26639.25  DD26640.1  DD26729.1 – DD26729.23  DD26730.1 – DD26730.22  DD26894.1 – DD26894.25  DD26895.1 – DD26895.24  DD26896.1 – DD26896.25	
	➤ Bank Charges	1*NOV23, 1*DEC23 & 1JAN24	
	➤ Other	2471 - 2535	\$44,695,042.72
	Less Cancelled EFT's & Cheques	EFT55666, 55721 & 55763	(\$223,091.87)
<b>Trust Fund</b>	EFT Payments		Nil
<b>Total</b>			<b>\$44,471,950.85</b>

<b>Summary of Expenditure for the Months of November 2023, December 2023 and January 2024</b>	
Payroll	\$ 2,845,800.10
Term Deposit Investments	\$ 23,000,000.00
Capital Expenditure	\$ 6,310,971.73
Operating Expenditure	
➤ Landfill Levy *	\$ 5,931,749.40
➤ Other	\$ 6,383,429.62
<b>Total</b>	<b>\$ 44,471,950.85</b>

\* Note: The Landfill Levy is paid quarterly in July, October, January and April

- 4 Information about each transaction made on credit cards, debit cards and purchasing cards for the months of November 2023, December 2023 and January 2024 are detailed in attachment 2 of this report.

<b>Summary of Expenditure on Purchasing Cards and Credit Cards for the Months of November 2023, December 2023 and January 2024</b>	
Bunnings Cards	\$ 1,608.43
Motorpass Cards	\$ 10,020.04
Credit Cards	\$ 51,879.46
<b>Total</b>	<b>\$ 63,507.93</b>

#### STRATEGIC/POLICY IMPLICATIONS

- 5 Reporting on EMRC Strategic Policy implications align with the revised Strategic Plan 2017-2027 and the Sustainability Strategy.

#### FINANCIAL IMPLICATIONS

- 6 As detailed within the report.

#### SUSTAINABILITY IMPLICATIONS

- 7 Nil

## RISK MANAGEMENT

### Risk – Adverse credit rating if creditor accounts are not paid when due

Consequence	Likelihood	Rating
Possible	Insignificant	Low
Action/Strategy		
➤ Ensure timely payment of creditor accounts when they fall due.		

### MEMBER COUNCIL IMPLICATIONS

Member Council	Implication Details
Town of Bassendean	} Nil
City of Bayswater	
Shire of Mundaring	
City of Swan	

### ATTACHMENT(S)

1. CEO's Delegated Payments List for the months of November 2023, December 2023 and January 2024 (D2024/04038)
2. The list of payments by employees via purchasing cards including credit cards, debit or other purchasing cards for the months of November 2023, December 2023 and January 2024 (D2024/04037)

### VOTING REQUIREMENT

Simple Majority

### RECOMMENDATION(S)

That Council notes:

1. The CEO's list of accounts for November 2023, December 2023 and January 2024 paid under delegated power in accordance with regulation 13(1) of the *Local Government (Financial Management) Regulations 1996*, forming attachment 1 to this report totalling \$44,471,950.85.
2. The list of payments by employees via purchasing cards including credit cards, debit or other purchasing cards for September and October 2023 in accordance with regulation 13A(2) of the *Local Government (Financial Management) Regulations 1996*, forming attachment 2 to this report totalling \$63,507.93.

**COUNCIL RESOLUTION(S)**

MOVED CR AMES

SECONDED CR ELLERY

THAT COUNCIL NOTES:

1. THE CEO'S LIST OF ACCOUNTS FOR NOVEMBER 2023, DECEMBER 2023 AND JANUARY 2024 PAID UNDER DELEGATED POWER IN ACCORDANCE WITH REGULATION 13(1) OF THE *LOCAL GOVERNMENT (FINANCIAL MANAGEMENT) REGULATIONS 1996*, FORMING ATTACHMENT 1 TO THIS REPORT TOTALLING \$44,471,950.85.
2. THE LIST OF PAYMENTS BY EMPLOYEES VIA PURCHASING CARDS INCLUDING CREDIT CARDS, DEBIT OR OTHER PURCHASING CARDS FOR SEPTEMBER AND OCTOBER 2023 IN ACCORDANCE WITH REGULATION 13A(2) OF THE *LOCAL GOVERNMENT (FINANCIAL MANAGEMENT) REGULATIONS 1996*, FORMING ATTACHMENT 2 TO THIS REPORT TOTALLING \$63,507.93.

**CARRIED UNANIMOUSLY**



## Eastern Metropolitan Regional Council

 CEO's DELEGATED PAYMENTS LIST  
 FOR THE MONTHS OF NOVEMBER 2023, DECEMBER 2023 & JANUARY 2024

Cheque / EFT No	Date	Payee		Amount
EFT54860	02/11/2023	ADVANCED LIQUID WASTE - ANTHONY WALSH ATF 88 FAMILY TRUST T/A	LIQUID WASTE MANAGEMENT - RED HILL	825.00
EFT54861	02/11/2023	AIR FILTER DRY CLEAN SYSTEMS WA	CLEAN & SERVICES FILTERS	273.85
EFT54862	02/11/2023	ALL CONTROLS PTY LTD	PARTS FOR WWIE	899.34
EFT54863	02/11/2023	AMALGAM RECRUITMENT	LABOUR HIRE	4,758.38
EFT54864	02/11/2023	AVORA PTY LTD	CONSTRUCT WWtE BUILDING	117,976.38
EFT54865	02/11/2023	B&J CATALANO PTY LTD	LABOUR HIRE	4,365.90
EFT54866	02/11/2023	BARFIELD EARTHMOVING (JAYCOURT NOMINEES P/L)	LABOUR HIRE	4,268.00
EFT54867	02/11/2023	BISHOPS ENTERPRISES (WA) PTY LTD	REPAIR TO PLANT	759.00
EFT54868	02/11/2023	BLUEFIT PTY LTD (BELMONT OASIS LEISURE CENTRE & MORLEY SPORT)	STAFF HEALTH PROMOTION	175.50
EFT54869	02/11/2023	BOXEN HOLDINGS PTY LTD	DEGAS OF FRIDGES - TRANSFER STATION & RED HILL	1,782.00
EFT54870	02/11/2023	BP AUSTRALIA PTY LTD	FUEL PURCHASES	63,051.60
EFT54871	02/11/2023	BUCHER MUNICIPAL PTY LTD	PLANT PARTS	1,980.58
EFT54872	02/11/2023	CENTRAL SIGNS	SIGNAGE	1,735.80
EFT54873	02/11/2023	CITY OF KALAMUNDA	LSL REIMBURSEMENT	2,643.34
EFT54874	02/11/2023	CITY OF SWAN	SERVICE FEE	71.00
EFT54875	02/11/2023	CIVIL AUTO ELECTRICS PTY LTD	PLANT REPAIRS	2,776.95
EFT54876	02/11/2023	DELOITTE FINANCIAL ADVISORY PTY LTD	LEGAL ADVICE	21,544.60
EFT54877	02/11/2023	DRAKE AUSTRALIA PTY LTD	LABOUR HIRE	5,229.00
EFT54878	02/11/2023	EUROFINS ARL PTY LTD T/AS EUROFINS	SAMPLE TESTING - WOODCHIPS & WOOD FINES	59.03
EFT54879	02/11/2023	FREMANTLE THERMAL INSULATION INDUSTRIES PTY LTD T/AS FREMANTLE THERMAL INDUSTRIES IES	REPAIR TO PLANT	3,740.00
EFT54880	02/11/2023	HAYS SPECIALIST RECRUITMENT	LABOUR HIRE	2,178.79
EFT54881	02/11/2023	HILLS TILT & CRANE WILDFIRE GROUP P/L TA	GENERAL & SITE MAINTENANCE - RED HILL	2,981.04
EFT54882	02/11/2023	HITACHI CONSTRUCTION MACHINERY (AUSTRALIA) PTY LTD	SERVICE AGREEMENT FEE	1,617.00
EFT54883	02/11/2023	INDUSTRIAL RECRUITMENT PARTNERS	LABOUR HIRE	8,271.29
EFT54884	02/11/2023	MCLEODS BARRISTERS & SOLICITORS	LEGAL ADVICE	2,856.70
EFT54885	02/11/2023	MULTISPARES LTD	PLANT PARTS	311.12
EFT54886	02/11/2023	Ms PATRICIA KURSAR	STAFF REIMBURSEMENT	87.00
EFT54887	02/11/2023	NESSCO GROUP	AIR COMPRESSOR	96,623.01
EFT54888	02/11/2023	NEVERFAIL SPRINGWATER	BOTTLED WATER	556.21
EFT54889	02/11/2023	OFFICE OF THE AUDITOR GENERAL (OAG)	2020/21 FINANCIAL AUDIT FEE	53,240.00
EFT54890	02/11/2023	OFFICEWORKS	OFFICE SUPPLIES	119.00
EFT54891	02/11/2023	OTR TYRES T/A TKPH PTY LTD	TYRE REPAIRS & REPLACEMENT	1,819.68
EFT54892	02/11/2023	PAYG PAYMENTS	PAYG TAXATION PAYMENT	191.00
EFT54893	02/11/2023	PIRTEK MIDLAND (M & B HYDRAULICS PTY LTD)	HYDRAULIC HOSE SUPPLIES	1,139.33
EFT54894	02/11/2023	PRESTIGE ALARMS	MODIFICATIONS TO SECURITY MONITORING FOR HAZELMERE	5,764.00
EFT54895	02/11/2023	REFRESH WATERS PTY LTD	BOTTLED WATER	158.30



Eastern Metropolitan Regional Council

CEO's DELEGATED PAYMENTS LIST  
FOR THE MONTHS OF NOVEMBER 2023, DECEMBER 2023 & JANUARY 2024

Cheque / EFT No	Date	Payee		Amount
EFT54896	02/11/2023	RICHGRO	FOGO SAMPLE & MULCH SAMPLE ANALYSIS	2,826.45
EFT54897	02/11/2023	SONIC HEALTHPLUS PTY LTD	PRE-EMPLOYMENT MEDICAL	636.90
EFT54898	02/11/2023	SPUDS GARDENING SERVICES	WEED CONTROL & GARDEN MAINTENANCE AT RED HILL	4,950.00
EFT54899	02/11/2023	SYNERGY	ELECTRICITY CHARGES - RED HILL	6,179.47
EFT54900	02/11/2023	TELSTRA LIMITED	TELEPHONE EXPENSES	528.10
EFT54901	02/11/2023	TOTAL TOOLS MIDLAND	HARDWARE SUPPLIES	334.55
EFT54902	02/11/2023	TOTALLY WORKWEAR MIDLAND	PROTECTIVE CLOTHING	332.32
EFT54903	02/11/2023	WESTRAC EQUIPMENT PTY LTD	PLANT PARTS	15,613.80
EFT54904	02/11/2023	WINC AUSTRALIA PTY LTD	STATIONERY & CONSUMABLES	405.53
EFT54905	02/11/2023	WREN OIL	WASTE OIL REMOVAL	16.50
EFT54906	09/11/2023	ADVANCED LIQUID WASTE - ANTHONY WALSH ATF 88 FAMILY TRUST T/A	LIQUID WASTE MANAGEMENT - RED HILL & HAZELMERE	2,623.50
EFT54907	09/11/2023	AIR FILTER DRY CLEAN SYSTEMS WA	CLEAN & SERVICES FILTERS	303.33
EFT54908	09/11/2023	ALL RUBBER TMH PTY LTD	PLANT PARTS & REPAIR	3,294.50
EFT54909	09/11/2023	AMALGAM RECRUITMENT	LABOUR HIRE	5,898.00
EFT54910	09/11/2023	AUSTRALIA AND NEW ZEALAND RECYCLING PLATFORM LTD	CONTRIBUTION TO TECH COLLECT E WASTE PROGRAM COLLECTION & DISPOSAL COSTS	751.08
EFT54911	09/11/2023	AVORA PTY LTD	CONSTRUCT WWtE BUILDING	118,543.46
EFT54912	09/11/2023	B&J CATALANO PTY LTD	LABOUR HIRE	7,461.30
EFT54913	09/11/2023	BARFIELD EARTHMOVING (JAYCOURT NOMINEES P/L)	LABOUR HIRE	70,153.88
EFT54914	09/11/2023	BATTERY WORLD	BATTERY PURCHASES	830.00
EFT54915	09/11/2023	BIOBAGWORLD AUSTRALIA PTY LTD	FOGO LINERS FOR BAYSWATER	641.30
EFT54916	09/11/2023	BISHOPS ENTERPRISES (WA) PTY LTD	PLANT PARTS	2,640.00
EFT54917	09/11/2023	BP AUSTRALIA PTY LTD	FUEL PURCHASES	81,479.66
EFT54918	09/11/2023	BUCHER MUNICIPAL PTY LTD	PLANT PARTS	35.23
EFT54919	09/11/2023	C.R. KENNEDY AND CO PTY LTD	PLANT PARTS	5,371.80
EFT54920	09/11/2023	CHILD SUPPORT	EMPLOYEE DEDUCTION	348.53
EFT54921	09/11/2023	CIVIL AUTO ELECTRICS PTY LTD	PLANT REPAIRS	396.00
EFT54922	09/11/2023	CLEANAWAY PTY LTD	COLLECTION OF GAS CYLINDERS FROM TRANSFER STATION	2,379.48
EFT54923	09/11/2023	CMAK TECHNOLOGIES PTY LTD	SECURITY SYSTEM - CCTV CAMERA UPGRADE	4,249.19
EFT54924	09/11/2023	COLIN PUMPHREY	CONSULTING FEE - REGIONAL WASTE COLLECTION MODEL	810.00
EFT54925	09/11/2023	COMMAND-A-COM AUSTRALIA PTY LTD	PHONE SYSTEM SUPPORT	2,752.23
EFT54926	09/11/2023	CUTTING EDGES REPLACEMENT PARTS PTY LTD	PLANT PARTS	918.46
EFT54927	09/11/2023	DEPARTMENT OF WATER AND ENVIRONMENTAL REGULATION (DWER)	ANNUAL COMPLIANCE FEE	17,500.00
EFT54928	09/11/2023	DRAKE AUSTRALIA PTY LTD	LABOUR HIRE	7,883.74
EFT54929	09/11/2023	ECOLO WA	ODOUR CONTROL SOLUTIONS	3,168.00
EFT54930	09/11/2023	EXPOTRADE AUSTRALIA PTY LTD	STAFF TRAINING	1,320.00
EFT54931	09/11/2023	FILTERS PLUS	PLANT FILTERS	234.30



Eastern Metropolitan Regional Council

CEO's DELEGATED PAYMENTS LIST  
FOR THE MONTHS OF NOVEMBER 2023, DECEMBER 2023 & JANUARY 2024

Cheque / EFT No	Date	Payee		Amount
EFT54932	09/11/2023	HAYS SPECIALIST RECRUITMENT	LABOUR HIRE	2,269.58
EFT54933	09/11/2023	HERBERT SMITH FREEHILLS LAWYERS	LEGAL ADVICE	13,977.48
EFT54934	09/11/2023	HILLS TILT & CRANE WILDFIRE GROUP P/L TA	SITE MAINTENANCE - RED HILL	629.20
EFT54935	09/11/2023	INDUSTRIAL RECRUITMENT PARTNERS	LABOUR HIRE	6,316.65
EFT54936	09/11/2023	INTEGRATED ICT	IT SUPPORT	1,112.10
EFT54937	09/11/2023	JOINT CONSTRUCTION GROUP PTY LTD	CONSTRUCT CONCRETE SLABS, PIPES & CONDUITS FOR RWCS	7,398.16
EFT54938	09/11/2023	LGIS	INSURANCE PREMIUM	328,096.26
EFT54939	09/11/2023	MARKETFORCE (OMNICOM MEDIA GROUP AUSTRALIA PTY LTD)	GOVERNANCE NOTICES	183.06
EFT54940	09/11/2023	MAURICO ESCOBAR MARMOL TAS EDIGITAL AGENCY	STAFF TRAINING	695.00
EFT54941	09/11/2023	MS TARNIKA BREWER	STAFF REIMBURSEMENT	178.47
EFT54942	09/11/2023	NEVERFAIL SPRINGWATER	BOTTLED WATER	105.49
EFT54943	09/11/2023	OPS SCREENING & CRUSHING EQUIPMENT P/L	PLANT PURCHASE - SCALPING MACHINE	144,155.50
EFT54944	09/11/2023	PAYG PAYMENTS	PAYG TAXATION PAYMENT	128,801.00
EFT54945	09/11/2023	PERTH QUALITY SERVICES	ADDITIONAL CLEANING - TRANSFER STATION	875.00
EFT54946	09/11/2023	PIRTEK MALAGA - JH FLUID TRANSFER SOLUTIONS T/AS	PLANT REPAIRS	929.83
EFT54947	09/11/2023	PIRTEK MIDLAND (M & B HYDRAULICS PTY LTD)	HYDRAULIC HOSE SUPPLIES	579.48
EFT54948	09/11/2023	POWERUP AUTO TREATMENTS - CHEMSOL AUSTRALIA PTY LTD T/AS	AD BLUE FOR PLANTS	4,396.70
EFT54949	09/11/2023	PR POWER PTY LTD	PLANT PARTS	724.64
EFT54950	09/11/2023	RELATIONSHIPS AUSTRALIA WA INC	EAP - COUNSELLING FEES	170.50
EFT54951	09/11/2023	RUDD INDUSTRIAL	HARDWARE SUPPLIES	357.79
EFT54952	09/11/2023	SETON AUSTRALIA - BRADY AUSTRALIA PTY LTD T/AS	PROTECTIVE GEARS	111.61
EFT54953	09/11/2023	SKYLINE LANDSCAPE SERVICES	GARDEN MAINTENANCE - BAYWASTE	1,166.00
EFT54954	09/11/2023	STATEWIDE BEARINGS - PARTOUT PTY LTD T/A	PLANT PARTS	169.40
EFT54955	09/11/2023	SWAN FIRE SERVICES	INDUCTION FEE	220.00
EFT54956	09/11/2023	SYNERGY	ELECTRICITY CHARGES - HAZELMERE & C&I PLANT	1,727.44
EFT54957	09/11/2023	TALIS CONSULTANTS	CONSULTING FEE - VARIOUS WASTE PROJECTS	22,079.75
EFT54958	09/11/2023	TELSTRA LIMITED	TELEPHONE EXPENSES	3,267.13
EFT54959	09/11/2023	THE WATERSHED	PLANT PARTS	3,978.93
EFT54960	09/11/2023	THERMO FISHER SCIENTIFIC AUSTRALIA PTY LTD	PLANT PARTS	386.85
EFT54961	09/11/2023	TOTALLY WORKWEAR MIDLAND	PROTECTIVE CLOTHING	563.64
EFT54962	09/11/2023	WESTRAC EQUIPMENT PTY LTD	PLANT PARTS	6,383.43
EFT54963	09/11/2023	WEX MOTORPASS	FLEET FUEL PURCHASES	3,622.21
EFT54964	09/11/2023	WINC AUSTRALIA PTY LTD	STATIONERY & CONSUMABLES	717.68
EFT54965	09/11/2023	WREN OIL	WASTE OIL REMOVAL	16.50
EFT54966	13/11/2023	BP AUSTRALIA PTY LTD	FUEL PURCHASES	18,051.79
EFT54967	13/11/2023	ODOUR CONTROL SYSTEMS INTERNATIONAL LTD	ALTERNATIVE DAILY COVER MATERIAL	19,247.76





Eastern Metropolitan Regional Council

CEO's DELEGATED PAYMENTS LIST  
FOR THE MONTHS OF NOVEMBER 2023, DECEMBER 2023 & JANUARY 2024

Cheque / EFT No	Date	Payee		Amount
EFT54968	13/11/2023	PERTH MATTRESS & FURNITURE RECYCLING COMPANY	MATTRESS COLLECTION SERVICE - BAYWASTE	106,480.00
EFT54969	13/11/2023	SYNERGY	ELECTRICITY CHARGES - HAZELMERE	13,772.26
EFT54970	16/11/2023	ABA AUTOMATIC GATES WA	SUPPLIES OF REMOTES FOR GATE AT HAZELMERE	21,190.34
EFT54971	16/11/2023	ADVANCED LIQUID WASTE - ANTHONY WALSH ATF 88 FAMILY TRUST T/A	LIQUID WASTE MANAGEMENT - RED HILL	1,789.60
EFT54972	16/11/2023	AIR FILTER DRY CLEAN SYSTEMS WA	CLEAN & SERVICES FILTERS	485.93
EFT54973	16/11/2023	AIR-MET SCIENTIFIC PTY LTD	GROUNDWATER SAMPLING	8,190.08
EFT54974	16/11/2023	ALLPEST - ROL-WA PTY LTD T/AS	PEST CONTROLS AT BAYWASTE & HAZELMERE	881.00
EFT54975	16/11/2023	ALTONA GROUP - BROMAR NOMINEES PTY LTD ATF THE ALTONA UNIT TRUST TAS	FIRE HYDRANT PIPEWORK SYSTEM UPGRADE - HAZELMERE	140,849.37
EFT54976	16/11/2023	AMALGAM RECRUITMENT	LABOUR HIRE	5,052.48
EFT54977	16/11/2023	ASSA ABLOY ENTRANCE SYSTEMS PTY LTD	REPAIRS TO CTS DOOR	22,892.10
EFT54978	16/11/2023	AUSTRALIAN ORGANICS RECYCLING ASSOCIATION T/A AORA	ANNUAL MEMBERSHIP RENEWAL	2,832.50
EFT54979	16/11/2023	AV TRUCK SERVICES PTY LTD	PLANT PARTS	8,252.95
EFT54980	16/11/2023	B&J CATALANO PTY LTD	LABOUR HIRE	7,345.80
EFT54981	16/11/2023	BARDAP HYDRAULICS - ZONE RESOURCE SERVICES PTY LTD T/A	HYDRAULIC SUPPLIES	3,635.98
EFT54982	16/11/2023	BAYSWATER AUTO DETAILERS	POOL VEHICLE CLEANING	308.00
EFT54983	16/11/2023	BDI QUANTITY SURVEYING	SURVEYING WORK - WTS	5,775.00
EFT54984	16/11/2023	BIN BATH AUSTRALIA PTY LTD	BIN CLEANING	93.06
EFT54985	16/11/2023	BOXEN HOLDINGS PTY LTD	DEGAS OF FRIDGES - RED HILL	803.00
EFT54986	16/11/2023	BP AUSTRALIA PTY LTD	FUEL PURCHASES	19,514.72
EFT54987	16/11/2023	BUCHER MUNICIPAL PTY LTD	PLANT PARTS	3,637.65
EFT54988	16/11/2023	CHARLES SERVICE COMPANY	CLEANING SERVICES - RED HILL	3,047.41
EFT54989	16/11/2023	CIVIL AUTO ELECTRICS PTY LTD	PLANT REPAIRS	1,884.85
EFT54990	16/11/2023	CJD EQUIPMENT PTY LTD	PLANT MAINTENANCE & SERVICE	1,687.52
EFT54991	16/11/2023	CRAIG EWART T/AS STRIKE MAINTENANCE	GENERAL MAINTENANCE - HAZELMERE	165.00
EFT54992	16/11/2023	CROSSLAND & HARDY PTY LTD	QUARTERLY LANDFILL SURVEY	2,777.50
EFT54993	16/11/2023	CSE CROSSCOM PTY LTD	TWO-WAY RADIO PURCHASE & RENTAL	7,150.00
EFT54994	16/11/2023	CUMMINS SOUTH PACIFIC PTY LTD	PLANT PARTS	53,973.70
EFT54995	16/11/2023	DAMSTRA TECHNOLOGY PTY LTD	MEMBERSHIP RENEWAL	631.40
EFT54996	16/11/2023	DAVID GRAY & CO PTY LTD	HARDWARE SUPPLIES	9,900.00
EFT54997	16/11/2023	DAVID WILLS & ASSOCIATES - DWA CONSULTING PTY LTD T/AS	HRRP CONSULTING	517.00
EFT54998	16/11/2023	DEPARTMENT OF WATER AND ENVIRONMENTAL REGULATION (DWER)	WASTE CONTROL FORMS	671.00
EFT54999	16/11/2023	DISCUS PRINT & SIGNAGE	MARKETING MATERIALS	5,709.02
EFT55000	16/11/2023	DRAKE AUSTRALIA PTY LTD	LABOUR HIRE	6,761.86
EFT55001	16/11/2023	ELAN ENERGY MATRIX	TYRE DISPOSAL COSTS - TRANSFER STATION	1,088.12
EFT55002	16/11/2023	ENVIRO SWEEP	SITE SWEEPING - HAZELMERE & RED HILL	4,419.73
EFT55003	16/11/2023	EUROFINS ARL PTY LTD T/AS EUROFINS	SAMPLE TESTING - PFAS MATERIALS, WATER & SOIL	32,029.22



Eastern Metropolitan Regional Council

CEO's DELEGATED PAYMENTS LIST  
FOR THE MONTHS OF NOVEMBER 2023, DECEMBER 2023 & JANUARY 2024

Cheque / EFT No	Date	Payee		Amount
EFT55004	16/11/2023	FLEXI STAFF GROUP PTY LTD	LABOUR HIRE	13,352.25
EFT55005	16/11/2023	GILL CORP (WA) PTY LTD TRADING AS GMG HAULAGE	WASTE TRANSPORTATION COSTS	41,580.00
EFT55006	16/11/2023	GOOSEBERRY HILL CELLARS	WINE FOR COUNCIL MEETINGS	1,144.80
EFT55007	16/11/2023	GREENS ELECTRICAL SERVICE	ELECTRICAL MAINTENANCE - RED HILL	1,886.68
EFT55008	16/11/2023	HAYS SPECIALIST RECRUITMENT	LABOUR HIRE	2,269.58
EFT55009	16/11/2023	HEATLEY SALES PTY LTD	PROTECTIVE GEARS	92.84
EFT55010	16/11/2023	HELENE P/L T/AS LO-GO APPOINTMENTS WA	LABOUR HIRE	18,719.72
EFT55011	16/11/2023	HILLS FABRICATION & WELDING	INSTALL WALL PANEL IN RED HILL WORKSHOP	4,149.20
EFT55012	16/11/2023	HOSEFORCE PTY LTD	PLANT PARTS	189.51
EFT55013	16/11/2023	INDUSTRIAL RECRUITMENT PARTNERS	LABOUR HIRE	7,673.56
EFT55014	16/11/2023	ANGELA JEHRING	STAFF REIMBURSEMENT	242.00
EFT55015	16/11/2023	KENNARDS HIRE	PLANT HIRE	1,393.00
EFT55016	16/11/2023	KLB SYSTEMS	COMPUTER HARDWARE PURCHASES	3,839.00
EFT55017	16/11/2023	LUNCH AT SUE'S	CATERING COSTS	92.50
EFT55018	16/11/2023	MARKETFORCE (OMNICOM MEDIA GROUP AUSTRALIA PTY LTD)	VARIOUS NOTICES	30.19
EFT55019	16/11/2023	MCINTOSH & SON	PLANT PARTS	770.94
EFT55020	16/11/2023	MILLS RECRUITMENT - MILLS CORPORATION PTY LTD T/AS	LABOUR HIRE	2,461.46
EFT55021	16/11/2023	NEARMAP.COM	ANNUAL LICENCE RENEWAL	13,750.00
EFT55022	16/11/2023	NEVERFAIL SPRINGWATER	BOTTLED WATER	172.62
EFT55023	16/11/2023	NPOWER WA PTY LTD	PLANT PARTS	12,365.75
EFT55024	16/11/2023	OFFICEWORKS	OFFICE SUPPLIES	200.00
EFT55025	16/11/2023	ORH TRUCK SOLUTIONS PTY LTD	PLANT PARTS	207.68
EFT55026	16/11/2023	PAYG PAYMENTS	PAYG TAXATION PAYMENT	1,924.00
EFT55027	16/11/2023	PERTH AUTO ALLIANCE P/L T/A CHALLENGER FORD; LYNFORD & TITAN FORD	VEHICLE PURCHASE	50,328.05
EFT55028	16/11/2023	PERTH BIN HIRE - IWM (PBH) PTY LTD T/A	SKIP BIN HIRE	3,600.00
EFT55029	16/11/2023	PERTH ENERGY PTY LTD	GAS SUPPLY - WWtE	172.33
EFT55030	16/11/2023	PETRO MIN ENGINEERS	CONSULTING FEE - WWtE & ELECTRICAL ENGINEERING SUPPORT	10,345.50
EFT55031	16/11/2023	PR POWER PTY LTD	PLANT PARTS	184.55
EFT55032	16/11/2023	QUAD SERVICES PTY LTD	CLEANING CONSUMABLES - ASCOT PLACE	668.16
EFT55033	16/11/2023	ROYAL WOLF AUSTRALIA - UNITED RENTALS AUSTRALIA P/L TA	EQUIPMENT RENTAL	244.62
EFT55034	16/11/2023	SAGE CONSULTANCY	CONSULTING FEES - FOGO COMPOST PRODUCTION	1,100.00
EFT55035	16/11/2023	SETON AUSTRALIA - BRADY AUSTRALIA PTY LTD T/AS	PROTECTIVE GEARS & SIGNS	3,415.19
EFT55036	16/11/2023	SIGN SUPERMARKET	STICKERS	632.50
EFT55037	16/11/2023	SKILL HIRE WA PTY LTD	LABOUR HIRE	7,885.30
EFT55038	16/11/2023	SONIC HEALTHPLUS PTY LTD	EMPLOYEE VACCINATION	49.50
EFT55039	16/11/2023	ST JOHN AMBULANCE ASSOCIATION	STAFF TRAINING	170.00



Eastern Metropolitan Regional Council

CEO's DELEGATED PAYMENTS LIST  
FOR THE MONTHS OF NOVEMBER 2023, DECEMBER 2023 & JANUARY 2024

Cheque / EFT No	Date	Payee		Amount
EFT55040	16/11/2023	STANTONS INTERNATIONAL	INTERNAL AUDIT SERVICES - BALANCE OF PAYMENT	441.25
EFT55041	16/11/2023	SWAN FIRE SERVICES	PURCHASE & INSTALLATION OF CAMERAS FOR WTS	189,579.50
EFT55042	16/11/2023	SWAN TOWING SERVICES PTY LTD ATF THE SWAN TOWING TRUST	PLANT TRANSPORTATION COST	550.00
EFT55043	16/11/2023	SYNERGY	ELECTRICITY CHARGES - ASCOT PLACE	4,122.27
EFT55044	16/11/2023	TALIS CONSULTANTS	CONSULTING FEE - C&I BUILDING REPAIR	2,200.00
EFT55045	16/11/2023	TMO PEST AND WEED MANAGEMENT	WEED CONTROL - RED HILL	12,000.00
EFT55046	16/11/2023	TOOLMART AUSTRALIA PTY LTD	PLANT PARTS	289.00
EFT55047	16/11/2023	TOTALLY WORKWEAR MIDLAND	PROTECTIVE CLOTHING	3,659.65
EFT55048	16/11/2023	TUTT BRYANT EQUIPMENT (BT EQUIPMENT PTY LTD)	PLANT SERVICE & MAINTENANCE	900.92
EFT55049	16/11/2023	TWISTECH - GREG WOOD	REMOVE TEMPORARY FENCING AT TIP FACE	352.00
EFT55050	16/11/2023	WA BROILER GROWERS ASSOCIATION (INC)	REFUND OF PAYMENT GUARANTEE	6,997.58
EFT55051	16/11/2023	WEST TIP WASTE CONTROL	SKIP BIN HIRE	478.50
EFT55052	16/11/2023	WESTERN AUSTRALIAN LOCAL GOVERNMENT ASSOCIATION (WALGA)	HALF OF MWAC CONTRIBUTION 2024	25,329.22
EFT55053	16/11/2023	WESTRAC EQUIPMENT PTY LTD	PLANT PARTS	2,881.04
EFT55054	16/11/2023	WILLIAMS & HUGHES PTY LTD	LEGAL ADVICE & AGREEMENT PREPARATION	935.00
EFT55055	20/11/2023	ACTION LASER CUTTING	PLANT PARTS	1,413.06
EFT55056	20/11/2023	DEPUTY COMMISSIONER OF TAXATION	GST PAYMENT	424,460.00
EFT55057	23/11/2023	ADT SECURITY	FIX SECURITY DOOR	148.50
EFT55058	23/11/2023	ADVANCED LIQUID WASTE - ANTHONY WALSH ATF 88 FAMILY TRUST T/A	LIQUID WASTE MANAGEMENT - RED HILL	825.00
EFT55059	23/11/2023	AIR FILTER DRY CLEAN SYSTEMS WA	CLEAN & SERVICES FILTERS	297.83
EFT55060	23/11/2023	ALLWEST PLANT HIRE	PLANT HIRE & LABOUR HIRE	44,481.29
EFT55061	23/11/2023	ALSCO PERTH	HYGIENE SERVICES	57.76
EFT55062	23/11/2023	AMALGAM RECRUITMENT	LABOUR HIRE	4,908.97
EFT55063	23/11/2023	AUSCO MODULAR PTY LTD	PLANT HIRE - HAZELMERE	3,146.62
EFT55064	23/11/2023	AUST-WEIGH	WEIGHBRIDGE CALIBRATION - HAZELMERE	10,450.00
EFT55065	23/11/2023	AUSTBEZ HOLDINGS PTY LTD T/AS COMPLETE COMBUSTION	CONSULTING FEE - WWtE	12,419.10
EFT55066	23/11/2023	AUSTRALIAN HVAC SERVICES	AIRCONDITIONING MAINTENANCE AT HAZELMERE	418.00
EFT55067	23/11/2023	B&J CATALANO PTY LTD	LABOUR HIRE	11,041.80
EFT55068	23/11/2023	BISTEL CONSTRUCTION PTY LTD	CONSTRUCTION OF HRRP TRANSFER STATION	2,177,105.74
EFT55069	23/11/2023	BOSORIMA TAS MAIL PLUS PERTH	MAIL SERVICE	459.41
EFT55070	23/11/2023	BRING COURIERS	COURIER SERVICE	445.79
EFT55071	23/11/2023	CAVALIER PORTABLES & PARK HOMES	PLANT HIRE - WWtE	1,763.68
EFT55072	23/11/2023	CHEMCENTRE	SAMPLING ON POWER POLES	2,647.70
EFT55073	23/11/2023	CHILD SUPPORT	EMPLOYEE DEDUCTION	378.12
EFT55074	23/11/2023	CITY OF BAYSWATER	STAFF WELLNESS PROMOTION	77.00
EFT55075	23/11/2023	CIVIL AUTO ELECTRICS PTY LTD	PLANT REPAIRS	545.05



Eastern Metropolitan Regional Council

CEO's DELEGATED PAYMENTS LIST  
FOR THE MONTHS OF NOVEMBER 2023, DECEMBER 2023 & JANUARY 2024

Cheque / EFT No	Date	Payee		Amount
EFT55076	23/11/2023	CLEANAWAY PTY LTD	COLLECTION OF GAS CYLINDERS FROM TRANSFER STATION	1,092.17
EFT55077	23/11/2023	COMPU-STOR	IT BACKUP DATA SERVICES	980.07
EFT55078	23/11/2023	CREDITORWATCH	ONLINE CREDIT REFERENCE CHECKS	588.50
EFT55079	23/11/2023	CUTTING EDGES REPLACEMENT PARTS PTY LTD	PLANT PARTS	4,930.12
EFT55080	23/11/2023	DRAKE AUSTRALIA PTY LTD	LABOUR HIRE	7,684.60
EFT55081	23/11/2023	ECO ENVIRONMENTAL (BENFOSTER PTY LTD)	HARDWARE SUPPLIES	206.25
EFT55082	23/11/2023	FLEET DYNAMICS PTY LTD	MONTHLY EQUIPMENT HIRE FEE	169.40
EFT55083	23/11/2023	FLICK ANTICIMEX PTY LTD	HYGIENE SERVICES	29.92
EFT55084	23/11/2023	FOSTER PLUMBING AND GAS	PLUMBING SERVICE - HAZELMERE	2,498.10
EFT55085	23/11/2023	FREMANTLE THERMAL INSULATION INDUSTRIES PTY LTD	PLANT PARTS	6,251.00
EFT55086	23/11/2023	T/AS FREMANTLE THERMAL INDUSTRIES IES	STAFF AMENITIES	977.00
EFT55087	23/11/2023	FRESH GIFT GROUP PTY LTD	PHOTOCOPIER MAINTENANCE & SUPPLIES	513.60
EFT55088	23/11/2023	FUJIFILM BUSINESS INNOVATION AUSTRALIA PTY LTD	PLANT PARTS	7,590.00
EFT55089	23/11/2023	GROENEVELD AUSTRALIA P/L	LABOUR HIRE	2,269.58
EFT55090	23/11/2023	HAYS SPECIALIST RECRUITMENT	LABOUR HIRE	6,280.79
EFT55091	23/11/2023	INDUSTRIAL RECRUITMENT PARTNERS	IT SUPPORT	4,829.33
EFT55092	23/11/2023	INTEGRATED ICT	LICENCE AMENDMENT - HRRP	7,040.00
EFT55093	23/11/2023	JBS&G AUSTRALIA P/L T/A STRATEGEN JBS&G	VARIOUS WORKS - HRRP	28,105.63
EFT55094	23/11/2023	JOINT CONSTRUCTION GROUP PTY LTD	CONSULTING FEE - WASTE ENVIRONMENTAL	7,672.50
EFT55095	23/11/2023	KASA CONSULTING	BUS HIRE	1,072.02
EFT55096	23/11/2023	KINETIC WA PTY LTD	BUSINESS CARD	137.50
EFT55097	23/11/2023	KOOL KREATIVE	SECURITY MONITORING	4,447.33
EFT55098	23/11/2023	MA SERVICES GROUP PTY LTD	TENDER NOTICE	708.22
EFT55099	23/11/2023	MARKETFORCE (OMNICOM MEDIA GROUP AUSTRALIA PTY LTD)	VEHICLE SERVICE	299.00
EFT55100	23/11/2023	MIDWAY FORD (WA)	LEGAL FEE	2,420.00
EFT55101	23/11/2023	MILLS OAKLEY	PUNCTURE REPAIRS & TYRE REPLACEMENT	327.00
EFT55102	23/11/2023	MUNDARING TYREPOWER T/A RACADAGE P/L	OFFICE SUPPLIES	446.89
EFT55103	23/11/2023	OFFICEWORKS	MONTHLY RENTAL - HAZELMERE TRANSPORTABLE ADMIN BUILDING	4,566.62
EFT55104	23/11/2023	ONSITE RENTALS PTY LTD	PAYG TAXATION PAYMENT	125,415.00
EFT55105	23/11/2023	PAYG PAYMENTS	SKIP BIN HIRE	2,925.00
EFT55106	23/11/2023	PERTH BIN HIRE - IWM (PBH) PTY LTD T/A	ELECTRICAL TESTING & COMPLIANCE REPORTING	1,948.10
EFT55107	23/11/2023	PERTH TESTING AND TAGGING PTY LTD	EQUIPMENT RENTAL	14,721.54
EFT55108	23/11/2023	PINNACLE HIRE WA PTY LTD	GREASE - PLANTS	566.50
EFT55109	23/11/2023	POWERUP AUTO TREATMENTS - CHEMSOL AUSTRALIA PTY LTD T/AS	SECURITY MONITORING FOR RED HILL & HAZELMERE	1,402.50
EFT55110	23/11/2023	PRESTIGE ALARMS	INVESTMENT ADVISORY SERVICES	2,083.32
EFT55111	23/11/2023	PRUDENTIAL INVESTMENT SERVICES CORP P/L	CLEANING SERVICES & CONSUMABLES - ASCOT PLACE	4,443.68
EFT55111	23/11/2023	QUAD SERVICES PTY LTD		



Eastern Metropolitan Regional Council

CEO's DELEGATED PAYMENTS LIST  
FOR THE MONTHS OF NOVEMBER 2023, DECEMBER 2023 & JANUARY 2024

Cheque / EFT No	Date	Payee		Amount
EFT55112	23/11/2023	QUBE LOGISTICS (WA1) PTY LTD	PLANT HIRE	1,977.80
EFT55113	23/11/2023	REMONDIS AUSTRALIA PTY LTD	COLLECTION OF PAPER RECYCLABLES	94.63
EFT55114	23/11/2023	RIGHT METAL FENCING PTY LTD	NOISE CONTROL FENCING - HRRP	11,155.76
EFT55115	23/11/2023	RISK AND ENERGY SERVICES PTY LTD	TYPE B CERTIFICATION - WWtE	3,630.00
EFT55116	23/11/2023	RUDD INDUSTRIAL	HARDWARE SUPPLIES	1,289.77
EFT55117	23/11/2023	SAGE CONSULTANCY	CONSULTING FEES - FOGO COMPOST PRODUCTION	1,100.00
EFT55118	23/11/2023	SGS AUSTRALIA PTY LTD	AUDIT TRAINING FOR RED HILL	522.50
EFT55119	23/11/2023	SPUDS GARDENING SERVICES	WEED CONTROL & GARDEN MAINTENANCE AT RED HILL	11,701.00
EFT55120	23/11/2023	SWAN FIRE SERVICES	FIRE FIGHTING EQUIPMENT	1,904.34
EFT55121	23/11/2023	TALIS CONSULTANTS	CONSULTING FEE - VARIOUS WASTE PROJECTS	19,206.00
EFT55122	23/11/2023	TELSTRA LIMITED	TELEPHONE EXPENSES	8,145.05
EFT55123	23/11/2023	TENDERLINK	ADVERTISING COSTS - TENDER	184.80
EFT55124	23/11/2023	TIM DAVIES LANDSCAPING PTY LTD (TDL)	GARDEN MAINTENANCE ASCOT PLACE	1,116.16
EFT55125	23/11/2023	TOTALLY WORKWEAR MIDLAND	PROTECTIVE CLOTHING	768.82
EFT55126	23/11/2023	URBAN RESOURCES PTY LTD	EQUIPMENT HIRE	21,120.00
EFT55127	23/11/2023	VEOLIA RECYCLING & RECOVERY	FOGO BIN	66.14
EFT55128	23/11/2023	VISION INTELLIGENCE PTY LTD	CAMERA HIRE	2,975.28
EFT55129	23/11/2023	WA HINO SALES AND SERVICE	PLANT REPAIR	885.25
EFT55130	23/11/2023	WA LIMESTONE	PURCHASE OF LIME	3,467.13
EFT55131	23/11/2023	WATERLOGIC AUSTRALIA PTY LTD	EQUIPMENT RENTAL & SERVICE FEE	627.00
EFT55132	23/11/2023	WEST - SURE GROUP PTY LTD	COURIER SERVICE	656.65
EFT55133	23/11/2023	WEST TIP WASTE CONTROL	SKIP BIN HIRE	1,402.50
EFT55134	23/11/2023	WESTERN ENVIRONMENTAL PTY LTD	PROVISIONAL ASS INVESTIGATION	23,996.50
EFT55135	23/11/2023	WESTFORCE CONSTRUCTION	REFUND OF PRE-PAYMENT	18,751.84
EFT55136	23/11/2023	WESTRAC EQUIPMENT PTY LTD	PLANT SERVICE & MAINTENANCE	4,782.71
EFT55137	23/11/2023	WILLIAMS & HUGHES PTY LTD	LEGAL ADVICE & AGREEMENT PREPARATION	550.00
EFT55138	23/11/2023	WINC AUSTRALIA PTY LTD	STATIONERY & CONSUMABLES	856.02
EFT55139	23/11/2023	WURTH AUSTRALIA PTY LTD	PROTECTIVE CLOTHING	246.13
EFT55140	30/11/2023	ADT SECURITY	SECURITY MONITORING	6.19
EFT55141	30/11/2023	ADVANCED LIQUID WASTE - ANTHONY WALSH ATF 88 FAMILY TRUST T/A	LIQUID WASTE MANAGEMENT - RED HILL	825.00
EFT55142	30/11/2023	AIR FILTER DRY CLEAN SYSTEMS WA	CLEAN & SERVICES FILTERS	299.37
EFT55143	30/11/2023	ALLIGHTSYKES PTY LTD	TURNING GAS ENGINE OVER FOR WWtE	619.30
EFT55144	30/11/2023	ALLWORKS (WA) PTY LTD	PLANT HIRE	8,250.00
EFT55145	30/11/2023	AMALGAM RECRUITMENT	LABOUR HIRE	5,557.79
EFT55146	30/11/2023	AUSTRALIA POST - ASCOT PLACE	POSTAL CHARGES	26.18
EFT55147	30/11/2023	AVORA PTY LTD	ONGOING INSTALLATION OF ELECTRICAL SCOPE - WWtE	96,939.50



Eastern Metropolitan Regional Council

CEO's DELEGATED PAYMENTS LIST  
FOR THE MONTHS OF NOVEMBER 2023, DECEMBER 2023 & JANUARY 2024

Cheque / EFT No	Date	Payee		Amount
EFT55148	30/11/2023	BARFIELD EARTHMOVING (JAYCOURT NOMINEES P/L)	LABOUR HIRE	1,694.00
EFT55149	30/11/2023	BIG WHEELS TRUCK ALIGNMENT	PLANT MAINTENANCE	641.25
EFT55150	30/11/2023	BIOBAGWORLD AUSTRALIA PTY LTD	FOGO LINERS FOR BAYSWATER	184,102.31
EFT55151	30/11/2023	BOBCAT ATTACH	PLANT PARTS	57.20
EFT55152	30/11/2023	BOC LTD	GAS BOTTLE ANNUAL RENTAL	608.18
EFT55153	30/11/2023	BP AUSTRALIA PTY LTD	FUEL PURCHASES	97,497.63
EFT55154	30/11/2023	BUNNINGS GROUP LTD	HARDWARE SUPPLIES	198.60
EFT55155	30/11/2023	CHEMCENTRE	SAMPLING ON WATER MONITORING	1,236.95
EFT55156	30/11/2023	CIVIL AUTO ELECTRICS PTY LTD	PLANT REPAIRS	10,512.70
EFT55157	30/11/2023	CJD EQUIPMENT PTY LTD	PLANT MAINTENANCE & SERVICE	607,474.32
EFT55158	30/11/2023	CME BOILERMAKING PTY LTD	PLANT REPAIR	4,845.50
EFT55159	30/11/2023	CROSSLAND & HARDY PTY LTD	QUARTERLY SURVEYING COSTS ON AIRSPACE	1,375.00
EFT55160	30/11/2023	DIANNE KATSCHERIAN	CONSULTANCY FEE - FOGO	1,000.00
EFT55161	30/11/2023	DRAKE AUSTRALIA PTY LTD	LABOUR HIRE	3,979.21
EFT55162	30/11/2023	ELAN ENERGY MATRIX	TYRE DISPOSAL COSTS - RED HILL	1,419.31
EFT55163	30/11/2023	EQUIP-SAFE	STAFF TRAINING	500.00
EFT55164	30/11/2023	EUROFINS ARL PTY LTD T/AS EUROFINS	SAMPLING - WATER MONITORING	19,032.52
EFT55165	30/11/2023	FILTERS PLUS	PLANT FILTERS	717.75
EFT55166	30/11/2023	GALLOWAY ELECTRICAL CONTRACTORS	ELECTRICAL MAINTENANCE - HAZELMERE	1,892.00
EFT55167	30/11/2023	HAYS SPECIALIST RECRUITMENT	LABOUR HIRE	2,269.58
EFT55168	30/11/2023	HERCULES MOBILES PTY LTD	EQUIPMENT HIRE	220.00
EFT55169	30/11/2023	INDUSTRIAL RECRUITMENT PARTNERS	LABOUR HIRE	5,873.29
EFT55170	30/11/2023	INSTITUTE OF PUBLIC ADMINISTRATION AUSTRALIA WA (IPAA)	AWARD PRESENTATION	290.00
EFT55171	30/11/2023	JAPANESE TRUCK & BUS SPARES PTY LTD	PLANT PART	134.80
EFT55172	30/11/2023	JOINT CONSTRUCTION GROUP PTY LTD	CONSTRUCT CONCRETE SLABS, PIPES & CONDUITS FOR RWCS	56,878.60
EFT55173	30/11/2023	KENNARDS HIRE	PLANT HIRE	1,036.00
EFT55174	30/11/2023	KEYNERGY PTY LTD	CONSULTING FEES - WWtE	27,709.00
EFT55175	30/11/2023	KLB SYSTEMS	COMPUTER HARDWARE PURCHASES	4,389.00
EFT55176	30/11/2023	LEVEL 5 DESIGN PTY LTD	GDA SUPPORT	30,730.01
EFT55177	30/11/2023	LLS AUS GROUP PTY LTD	LABOUR HIRE	2,168.10
EFT55178	30/11/2023	MCINERNEY FORD	VEHICLE PURCHASES	52,435.80
EFT55179	30/11/2023	MIDLAND STEEL FABRICATION - RASON HOLDINGS P/L AS TRUSTEE FOR THE MIDLAND STEEL TRUST (PREVIOUSLY	PLANT PARTS	6,226.74
EFT55180	30/11/2023	MITZA NOMINEES PTY LTD T/A PROFESSIONAL LOCKSERVICE	BUILDING MAINTENANCE - ASCOT PLACE	99.00
EFT55181	30/11/2023	MOMENTUM ENGINEERING PTY LTD	MECHANICAL & PROCESS ENGINEERING SUPPORT	6,628.05
EFT55182	30/11/2023	NEVERFAIL SPRINGWATER	BOTTLED WATER	120.00
EFT55183	30/11/2023	ONSITE RENTALS PTY LTD	MONTHLY RENTAL - HAZELMERE TRANSPORTABLE ADMIN BUILDING	696.95



Eastern Metropolitan Regional Council

CEO's DELEGATED PAYMENTS LIST  
FOR THE MONTHS OF NOVEMBER 2023, DECEMBER 2023 & JANUARY 2024

Cheque / EFT No	Date	Payee		Amount
EFT55184	30/11/2023	PIRTEK MIDLAND (M & B HYDRAULICS PTY LTD)	HYDRAULIC HOSE SUPPLIES	2,018.52
EFT55185	30/11/2023	QUAD SERVICES PTY LTD	CLEANING SERVICES & CONSUMABLES - HRRP	1,159.26
EFT55186	30/11/2023	SIGN SUPERMARKET	BIN MAGNETS	528.00
EFT55187	30/11/2023	SONIC HEALTHPLUS PTY LTD	PRE-EMPLOYMENT MEDICAL & VACCINATION	790.90
EFT55188	30/11/2023	SWAN FIRE SERVICES	FIRE EQUIPMENT INSPECTION & PURCHASES	1,269.40
EFT55189	30/11/2023	TELSTRA LIMITED	TELEPHONE EXPENSES	43.03
EFT55190	30/11/2023	TJSIGNS & VEHICLE GRAPHICS	ADVERTISING GRAPHICS - HRRP	467.50
EFT55191	30/11/2023	TOTAL GREEN RECYCLING	RECYCLING - E-WASTE	393.69
EFT55192	30/11/2023	TOTALLY WORKWEAR MIDLAND	PROTECTIVE CLOTHING	62.92
EFT55193	30/11/2023	TRUCKLINE - SPECIALIST WHOLESALERS PTY LTD T/AS	PLANT PARTS	241.78
EFT55194	30/11/2023	TUTT BRYANT EQUIPMENT (BT EQUIPMENT PTY LTD)	PLANT SERVICE & MAINTENANCE	4,242.40
EFT55195	30/11/2023	TWISTECH - GREG WOOD	FENCE REMOVAL AND REPAIRS	1,078.00
EFT55196	30/11/2023	WESTRAC EQUIPMENT PTY LTD	PLANT PARTS	1,522.55
EFT55197	30/11/2023	WINC AUSTRALIA PTY LTD	STATIONERY & CONSUMABLES	1,508.66
EFT55198	30/11/2023	WORK CLOBBER	PROTECTIVE CLOTHING	226.80
EFT55199	08/12/2023	ADVANCED LIQUID WASTE - ANTHONY WALSH ATF 88 FAMILY TRUST T/A	LIQUID WASTE MANAGEMENT - RED HILL	825.00
EFT55200	08/12/2023	AIR FILTER DRY CLEAN SYSTEMS WA	CLEAN & SERVICES FILTERS	321.53
EFT55201	08/12/2023	ALL CONTROLS PTY LTD	HARDWARE SUPPLIES	2,983.75
EFT55202	08/12/2023	ALLPEST - ROL-WA PTY LTD T/AS	PEST CONTROLS AT BAYWASTE	595.00
EFT55203	08/12/2023	AMALGAM RECRUITMENT	LABOUR HIRE	3,104.09
EFT55204	08/12/2023	AUSTRALIA AND NEW ZEALAND RECYCLING PLATFORM LTD	CONTRIBUTION TO TECH COLLECT E WASTE PROGRAM COLLECTION & DISPOSAL COSTS	1,551.31
EFT55205	08/12/2023	AV TRUCK SERVICES PTY LTD	PLANT PARTS	2,093.69
EFT55206	08/12/2023	B&J CATALANO PTY LTD	LABOUR HIRE	14,876.40
EFT55207	08/12/2023	BAYSWATER AUTO DETAILERS	POOL VEHICLE CLEANING	231.00
EFT55208	08/12/2023	BP AUSTRALIA PTY LTD	FUEL PURCHASES	35,321.81
EFT55209	08/12/2023	BUDGET GUTTERS	GUTTER REPAIR	1,320.00
EFT55210	08/12/2023	BULLIVANTS PTY LTD	PLANT INSPECTION	486.49
EFT55211	08/12/2023	CHEMCENTRE	SAMPLING ON WATER MONITORING	922.35
EFT55212	08/12/2023	CHIDLOW WATER CARRIERS	WATER SUPPLIES - RED HILL SITE	300.00
EFT55213	08/12/2023	CHILD SUPPORT	EMPLOYEE DEDUCTION	345.93
EFT55214	08/12/2023	CIVIL AUTO ELECTRICS PTY LTD	PLANT REPAIRS	1,318.35
EFT55215	08/12/2023	CJD EQUIPMENT PTY LTD	PLANT MAINTENANCE & SERVICE	1,185.74
EFT55216	08/12/2023	CLEARTECH WASTE MANAGEMENT PTY LTD	REFUND OF PRE-PAYMENT	5,470.71
EFT55217	08/12/2023	CMAK TECHNOLOGIES PTY LTD	SECURITY SYSTEM - CCTV CAMERA UPGRADE	2,021.54
EFT55218	08/12/2023	CSE CROSSCOM PTY LTD	TWO-WAY RADIO PURCHASES	7,568.00
EFT55219	08/12/2023	DELOITTE FINANCIAL ADVISORY PTY LTD	LEGAL ADVICE - CITY OF BELMONT	14,021.70



Eastern Metropolitan Regional Council

CEO's DELEGATED PAYMENTS LIST  
FOR THE MONTHS OF NOVEMBER 2023, DECEMBER 2023 & JANUARY 2024

Cheque / EFT No	Date	Payee		Amount
EFT55220	08/12/2023	DNG FAMILY TRUST T/A IDLER ENGINEERING SERVICES PTY LTD	PLANT REFURBISHMENT	3,907.83
EFT55221	08/12/2023	DRAKE AUSTRALIA PTY LTD	LABOUR HIRE	6,761.86
EFT55222	08/12/2023	FUELFIX PTY LTD	EQUIPMENT HIRE	1,017.50
EFT55223	08/12/2023	GOODCHILD ENTERPRISES	BATTERY PURCHASES	825.00
EFT55224	08/12/2023	GROENEVELD AUSTRALIA P/L	PLANT PARTS	869.13
EFT55225	08/12/2023	HAYS SPECIALIST RECRUITMENT	LABOUR HIRE	4,202.39
EFT55226	08/12/2023	HOSEFORCE PTY LTD	PLANT PARTS	651.71
EFT55227	08/12/2023	INDUSTRIAL RECRUITMENT PARTNERS	LABOUR HIRE	5,752.48
EFT55228	08/12/2023	KIRI CAREW	STAFF REIMBURSEMENT	374.00
EFT55229	08/12/2023	M2 TECHNOLOGY GROUP PTY LTD	UPDATE ONLINE PHONE MESSAGES FOR CHRISTMAS CLOSURE	352.00
EFT55230	08/12/2023	MAJOR MOTORS PTY LTD	PLANT PARTS	1,526.22
EFT55231	08/12/2023	MARSMEN PLUMBING	BUILDING MAINTENANCE - ASCOT PLACE	579.59
EFT55232	08/12/2023	MCINTOSH & SON	PLANT PARTS	2,910.73
EFT55233	08/12/2023	MIDLAND STEEL FABRICATION - RASON HOLDINGS P/L AS TRUSTEE FOR THE MIDLAND STEEL TRUST (PREVIOUSLY	PLANT PARTS	378.72
EFT55234	08/12/2023	NETSIGHT CONSULTING PTY LTD ATF AM2 TRUST & FM2 TRUST	MYOSH IMPLEMENTATION COST	24,079.00
EFT55235	08/12/2023	NEVERFAIL SPRINGWATER	BOTTLED WATER	77.43
EFT55236	08/12/2023	OFFICE LINE GROUP	PURCHASE OF OFFICE FURNITURE	646.80
EFT55237	08/12/2023	PAYG PAYMENTS	PAYG TAXATION PAYMENT	126,980.00
EFT55238	08/12/2023	PERTH QUALITY SERVICES	ADDITIONAL CLEANING - TRANSFER STATION	972.30
EFT55239	08/12/2023	PINNACLE HIRE WA PTY LTD	EQUIPMENT RENTAL	77,407.13
EFT55240	08/12/2023	PIRTEK MIDLAND (M & B HYDRAULICS PTY LTD)	HYDRAULIC HOSE SUPPLIES	502.32
EFT55241	08/12/2023	POWERUP AUTO TREATMENTS - CHEMSOL AUSTRALIA PTY LTD T/AS	GREASE - PLANTS	3,432.00
EFT55242	08/12/2023	PRESTIGE ALARMS	SECURITY MONITORING FOR RED HILL	610.00
EFT55243	08/12/2023	RELATIONSHIPS AUSTRALIA WA INC	EAP - COUNSELLING FEES	170.50
EFT55244	08/12/2023	RUDD INDUSTRIAL	HARDWARE SUPPLIES	2,285.98
EFT55245	08/12/2023	SAGE CONSULTANCY	CONSULTING FEES - FOGO COMPOST PRODUCTION	1,100.00
EFT55246	08/12/2023	SCOTT PRINTERS PTY LTD	PRINTING COSTS - MATERIALS FOR SUSTAINABILITY TEAM	224.40
EFT55247	08/12/2023	SOCO STUDIOS	PHOTOGRAPHY	660.00
EFT55248	08/12/2023	SOLUTION 4 BUILDING PTYLTD	REFUND OF PRE-PAYMENT	58,516.94
EFT55249	08/12/2023	SONIC HEALTHPLUS PTY LTD	PRE-EMPLOYMENT MEDICAL & VACCINATION	998.80
EFT55250	08/12/2023	SPUDS GARDENING SERVICES	WEED CONTROL AT RED HILL	4,294.00
EFT55251	08/12/2023	SUCCESS WATERS PTY LTD T/A HAYDN ROBINSON	LEGAL ADVICE	6,221.90
EFT55252	08/12/2023	SWAN TOWING SERVICES PTY LTD ATF THE SWAN TOWING TRUST	PLANT TRANSPORTATION COST	695.75
EFT55253	08/12/2023	SYNERGY	ELECTRICITY CHARGES - RED HILL	24.18
EFT55254	08/12/2023	TELSTRA LIMITED	TELEPHONE EXPENSES	477.08
EFT55255	08/12/2023	TOOLMART AUSTRALIA PTY LTD	PLANT REPAIR	44.00





Eastern Metropolitan Regional Council

CEO's DELEGATED PAYMENTS LIST  
FOR THE MONTHS OF NOVEMBER 2023, DECEMBER 2023 & JANUARY 2024

Cheque / EFT No	Date	Payee		Amount
EFT55256	08/12/2023	TOTALLY WORKWEAR MIDLAND	PROTECTIVE CLOTHING	54.01
EFT55257	08/12/2023	TRILLION TREES	PURCHASE OF TUBESTOCK - CLASS III REHABILITATION	3,509.00
EFT55258	08/12/2023	TUTT BRYANT EQUIPMENT (BT EQUIPMENT PTY LTD)	PLANT SERVICE & MAINTENANCE	1,263.97
EFT55259	08/12/2023	TWISTECH - GREG WOOD	FENCE REPAIR - RED HILL	528.00
EFT55260	08/12/2023	UNITED EQUIPMENT PTY LTD	PLANT PARTS	1,198.13
EFT55261	08/12/2023	VDC PTY LTD ATF DRWA TRUST T/AS DRWA BUILDING DOORS	DOOR REPAIRS AND MAINTENANCE - HAZELMERE	1,254.00
EFT55262	08/12/2023	WASTETRANS WA - APPALA HOLDINGS PTY LTD T/AS	PRODUCT TRANSPORTATION COSTS	50,852.45
EFT55263	08/12/2023	WESTRAC EQUIPMENT PTY LTD	PLANT PARTS	7,419.78
EFT55264	08/12/2023	WEX MOTORPASS	FLEET FUEL PURCHASES	3,656.42
EFT55265	08/12/2023	WINC AUSTRALIA PTY LTD	STATIONERY & CONSUMABLES	770.85
EFT55266	08/12/2023	WREN OIL	WASTE OIL REMOVAL	16.50
EFT55267	08/12/2023	ZENITH LOW LOADERS	PLANT TRANSPORTATION COST	478.60
EFT55268	08/12/2023	QUEST EVENTS PTY LIMITED	STAFF TRAINING	2,482.00
EFT55269	13/12/2023	ADECCO AUSTRALIA PTY LTD	LABOUR HIRE	2,218.67
EFT55270	13/12/2023	ADVANCED LIQUID WASTE - ANTHONY WALSH ATF 88 FAMILY TRUST T/A	LIQUID WASTE MANAGEMENT - RED HILL	1,487.70
EFT55271	13/12/2023	ALL CONTROLS PTY LTD	CONSTRUCTION COSTS - WWtE	781.00
EFT55272	13/12/2023	ALL TERRAIN SERVICES	PLANT HIRE	6,050.00
EFT55273	13/12/2023	ALLIGHTSYKES PTY LTD	TURNING GAS ENGINE OVER FOR WWtE & SERVICE TO GENERATOR AT ASCOT PLACE	1,097.73
EFT55274	13/12/2023	AMALGAM RECRUITMENT	LABOUR HIRE	3,104.09
EFT55275	13/12/2023	APOLLO FABRICATIONS	HOOK-LIFT BIN PURCHASE	62,304.00
EFT55276	13/12/2023	AUSTRALIAN COMMUNICATIONS & MEDIA AUTHORITY ACMA	ANNUAL LICENCE RENEWAL - RED HILL	672.00
EFT55277	13/12/2023	AUSTRALIAN HVAC SERVICES	AIRCONDITIONING MAINTENANCE AT HAZELMERE	528.00
EFT55278	13/12/2023	B&J CATALANO PTY LTD	LABOUR HIRE	9,240.00
EFT55279	13/12/2023	BARFIELD EARTHMOVING (JAYCOURT NOMINEES P/L)	LABOUR HIRE	12,265.00
EFT55280	13/12/2023	BAYSWATER AUTO DETAILERS	POOL VEHICLE CLEANING	407.00
EFT55281	13/12/2023	BIN BATH AUSTRALIA PTY LTD	BIN CLEANING	82.72
EFT55282	13/12/2023	BIOBAGWORLD AUSTRALIA PTY LTD	FOGO LINERS FOR BAYSWATER	14,503.49
EFT55283	13/12/2023	BP AUSTRALIA PTY LTD	FUEL PURCHASES	59,215.20
EFT55284	13/12/2023	BRABHAM ELECTRICAL	PLANT MAINTENANCE & REPAIR	721.00
EFT55285	13/12/2023	BREATHALYSER SALES AND SERVICE	SAFETY GEARS	37.40
EFT55286	13/12/2023	BUNNINGS GROUP LTD	HARDWARE SUPPLIES	160.89
EFT55287	13/12/2023	BURSWOOD TROPHIES	ENGRAVING OF PLATES	320.30
EFT55288	13/12/2023	CAMBERCENTRIC PTY LTD T/A HS HYDE AND SON	REFUND OF PRE-PAYMENT	1,524.88
EFT55289	13/12/2023	CASTROL AUSTRALIA PTY LTD	OIL PURCHASES	6,319.83
EFT55290	13/12/2023	CHARLES SERVICE COMPANY	CLEANING SERVICES - RED HILL	3,047.41
EFT55291	13/12/2023	CHEMCENTRE	SAMPLING ON WATER MONITORING	970.75



Eastern Metropolitan Regional Council

CEO's DELEGATED PAYMENTS LIST  
FOR THE MONTHS OF NOVEMBER 2023, DECEMBER 2023 & JANUARY 2024

Cheque / EFT No	Date	Payee		Amount
EFT55292	13/12/2023	CHILD SUPPORT	EMPLOYEE DEDUCTION	30.30
EFT55293	13/12/2023	CJD EQUIPMENT PTY LTD	PLANT MAINTENANCE & SERVICE	2,639.00
EFT55294	13/12/2023	CLEANAWAY PTY LTD	COLLECTION OF GAS CYLINDERS FROM TRANSFER STATION	2,512.39
EFT55295	13/12/2023	COLIN PUMPHREY	CONSULTING FEE - REGIONAL WASTE COLLECTION MODEL	900.00
EFT55296	13/12/2023	DAVID GRAY & CO PTY LTD	HARDWARE SUPPLIES	924.00
EFT55297	13/12/2023	DISCUS PRINT & SIGNAGE	ADVERTISING - SUSTAINABILITY PROJECTS	1,732.50
EFT55298	13/12/2023	DORMAKABA AUSTRALIA PTY LTD	FRONT DOOR MAINTENANCE - ASCOT PLACE	176.00
EFT55299	13/12/2023	DRAKE AUSTRALIA PTY LTD	LABOUR HIRE	6,975.15
EFT55300	13/12/2023	ECOLO WA	ODOUR CONTROL SOLUTIONS	3,168.00
EFT55301	13/12/2023	ENVIRO SWEEP	SITE SWEEPING - HAZELMERE	4,032.04
EFT55302	13/12/2023	EUROFINS ARL PTY LTD T/AS EUROFINS	SAMPLE TESTING - PFAS	2,791.36
EFT55303	13/12/2023	FILTERS PLUS	PLANT FILTERS	254.11
EFT55304	13/12/2023	GILL CORP (WA) PTY LTD TRADING AS GMG HAULAGE	WASTE TRANSPORTATION COSTS	9,240.00
EFT55305	13/12/2023	GREENGATES GARDENING SERVICES	GARDENING SERVICE AT HAZELMERE	753.50
EFT55306	13/12/2023	HAYS SPECIALIST RECRUITMENT	LABOUR HIRE	4,717.81
EFT55307	13/12/2023	HERBERT SMITH FREEHILLS LAWYERS	LEGAL ADVICE - CITY OF BELMONT	1,794.65
EFT55308	13/12/2023	HOSEFORCE PTY LTD	PLANT PARTS	1,731.84
EFT55309	13/12/2023	INDUSTRIAL RECRUITMENT PARTNERS	LABOUR HIRE	6,555.07
EFT55310	13/12/2023	JAPANESE TRUCK & BUS SPARES PTY LTD	PLANT PART	158.25
EFT55311	13/12/2023	KENNARDS HIRE	PLANT HIRE	1,036.00
EFT55312	13/12/2023	MOORE AUSTRALIA	STAFF TRAINING & WEBINAR	1,155.00
EFT55313	13/12/2023	NAPA (FORMERLY KNOWN AS COVS)	HARDWARE SUPPLIES	2,816.00
EFT55314	13/12/2023	NETSIGHT CONSULTING PTY LTD ATF AM2 TRUST & FM2 TRUST	MYOSH LICENCE COST	3,608.22
EFT55315	13/12/2023	NEWTOWN TOYOTA	VEHICLE PURCHASE	32,950.60
EFT55316	13/12/2023	OTR TYRES T/A TKPH PTY LTD	TYRE REPAIRS & REPLACEMENTS	3,153.15
EFT55317	13/12/2023	PAYG PAYMENTS	PAYG TAXATION PAYMENT	30,769.00
EFT55318	13/12/2023	PERTH BIN HIRE - IWM (PBH) PTY LTD T/A	SKIP BIN HIRE	675.00
EFT55319	13/12/2023	PERTH MATTRESS & FURNITURE RECYCLING COMPANY	MATTRESS COLLECTION SERVICE - BAYWASTE	58,327.50
EFT55320	13/12/2023	PIRTEK MALAGA - JH FLUID TRANSFER SOLUTIONS T/AS	PLANT REPAIRS	960.77
EFT55321	13/12/2023	PRESTIGE ALARMS	SECURITY MONITORING FOR HAZELMERE	473.00
EFT55322	13/12/2023	RELATIONSHIPS AUSTRALIA WA INC	EAP - COUNSELLING FEES	170.50
EFT55323	13/12/2023	SEEK LIMITED	ADVERTISEMENT - RECRUITMENT	3,025.00
EFT55324	13/12/2023	SETON AUSTRALIA - BRADY AUSTRALIA PTY LTD T/AS	PROTECTIVE GEARS	373.58
EFT55325	13/12/2023	SIGN SUPERMARKET	SIGNS	3,393.40
EFT55326	13/12/2023	SKYLINE LANDSCAPE SERVICES	GARDEN MAINTENANCE - BAYWASTE	1,166.00
EFT55327	13/12/2023	SNAP BELMONT (BELSNAP PTY LTD)	PRINTING COSTS - PRESTART BOOKLETS	967.89



Eastern Metropolitan Regional Council

CEO's DELEGATED PAYMENTS LIST  
FOR THE MONTHS OF NOVEMBER 2023, DECEMBER 2023 & JANUARY 2024

Cheque / EFT No	Date	Payee		Amount
EFT55328	13/12/2023	SONIC HEALTHPLUS PTY LTD	PRE-EMPLOYMENT MEDICAL & VACCINATION	1,112.10
EFT55329	13/12/2023	SOUTHERN CROSS UNIVERSITY (ENVIRONMENTAL ANALYSIS LABORATORY)	CHEMICAL ANALYSIS - FOGO	2,799.72
EFT55330	13/12/2023	STATEWIDE BEARINGS - PARTOUT PTY LTD T/A	PLANT PARTS	237.66
EFT55331	13/12/2023	SWAN TOWING SERVICES PTY LTD ATF THE SWAN TOWING TRUST	PLANT TRANSPORTATION COST	396.00
EFT55332	13/12/2023	SYNERGY	ELECTRICITY CHARGES - RED HILL	6,665.34
EFT55333	13/12/2023	TALIS CONSULTANTS	CONSULTING FEE - STAGES 17 & 18	1,760.00
EFT55334	13/12/2023	TELSTRA LIMITED	TELEPHONE EXPENSES	1,694.67
EFT55335	13/12/2023	TJ DEPIAZZI & SONS	PRODUCT TRANSPORTATION COSTS	12,863.40
EFT55336	13/12/2023	TJSIGNS & VEHICLE GRAPHICS	ADVERTISING GRAPHICS & SIGNS	275.00
EFT55337	13/12/2023	TOTALLY WORKWEAR MIDLAND	PROTECTIVE CLOTHING	1,555.40
EFT55338	13/12/2023	TRUCKLINE - SPECIALIST WHOLESALERS PTY LTD T/AS	ADD-BLUE SOLUTIONS	514.36
EFT55339	13/12/2023	TUTT BRYANT EQUIPMENT (BT EQUIPMENT PTY LTD)	PLANT SERVICE & MAINTENANCE	1,702.42
EFT55340	13/12/2023	VEOLIA WATER TECHNOLOGIES (AUSTRALIA) PTY LTD	PARTS FOR WWIE	1,263.90
EFT55341	13/12/2023	WA HINO SALES AND SERVICE	PLANT PART	1,425.65
EFT55342	13/12/2023	WA SAFETY PRODUCTS	PROTECTIVE GEARS	156.83
EFT55343	13/12/2023	WASTETRANS WA - APPALA HOLDINGS PTY LTD T/AS	PRODUCT TRANSPORTATION COSTS	35,361.70
EFT55344	13/12/2023	WATERLOGIC AUSTRALIA PTY LTD	EQUIPMENT RENTAL & SERVICE FEE	250.50
EFT55345	13/12/2023	WESTRAC EQUIPMENT PTY LTD	PLANT SERVICE & MAINTENANCE	7,014.37
EFT55346	13/12/2023	WINC AUSTRALIA PTY LTD	STATIONERY & CONSUMABLES	247.11
EFT55347	13/12/2023	WURTH AUSTRALIA PTY LTD	BRAKE CLEANER	173.12
EFT55348	15/12/2023	CJD EQUIPMENT PTY LTD	PLANT REFURBISHMENT & PLANT MAINTENANCE & SERVICE	149,886.67
EFT55349	15/12/2023	DURATEC AUSTRALIA PTY LTD	REFUND OF PRE-PAYMENT	10,019.49
EFT55350	18/12/2023	ALLPEST - ROL-WA PTY LTD T/AS	PEST CONTROLS AT BAYWASTE	595.00
EFT55351	18/12/2023	DAVID GRAY & CO PTY LTD	HARDWARE SUPPLIES	6,248.00
EFT55352	18/12/2023	DEPARTMENT OF WATER AND ENVIRONMENTAL REGULATION (DWER)	LICENCE AMENDMENT - HRRP	2,064.00
EFT55353	18/12/2023	FUELFIX PTY LTD	EQUIPMENT HIRE	707.15
EFT55354	18/12/2023	KENNARDS HIRE	PLANT HIRE	347.00
EFT55355	18/12/2023	PIRTEK MIDLAND (M & B HYDRAULICS PTY LTD)	HYDRAULIC HOSE SUPPLIES	1,488.94
EFT55356	18/12/2023	POWERUP AUTO TREATMENTS - CHEMSOL AUSTRALIA PTY LTD T/AS	GREASE - PLANTS	1,980.00
EFT55357	18/12/2023	SAGE CONSULTANCY	CONSULTING FEES - FOGO COMPOST PRODUCTION	1,100.00
EFT55358	18/12/2023	STATEWIDE BEARINGS - PARTOUT PTY LTD T/A	PLANT PARTS	413.60
EFT55359	18/12/2023	SYNERGY	ELECTRICITY CHARGES - ASCOT PLACE	5,481.54
EFT55360	22/12/2023	ADECCO AUSTRALIA PTY LTD	LABOUR HIRE	1,669.35
EFT55361	22/12/2023	ADT SECURITY	SECURITY MONITORING	143.58
EFT55362	22/12/2023	ADVANCED LIQUID WASTE - ANTHONY WALSH ATF 88 FAMILY TRUST T/A	LIQUID WASTE MANAGEMENT - RED HILL	1,894.00
EFT55363	22/12/2023	AIR FILTER DRY CLEAN SYSTEMS WA	CLEAN & SERVICES FILTERS	954.53



Eastern Metropolitan Regional Council

CEO's DELEGATED PAYMENTS LIST  
FOR THE MONTHS OF NOVEMBER 2023, DECEMBER 2023 & JANUARY 2024

Cheque / EFT No	Date	Payee		Amount
EFT55364	22/12/2023	ALL TERRAIN SERVICES	PLANT HIRE	6,050.00
EFT55365	22/12/2023	ALLPEST - ROL-WA PTY LTD T/AS	PEST CONTROLS AT BAYWASTE & HAZELMERE	1,166.82
EFT55366	22/12/2023	ALLWEST PLANT HIRE	PLANT HIRE & LABOUR HIRE	46,974.39
EFT55367	22/12/2023	ALSCO PERTH	HYGIENE SERVICES	57.76
EFT55368	22/12/2023	AMALGAM RECRUITMENT	LABOUR HIRE	7,307.82
EFT55369	22/12/2023	ASHFORD FAMILY TRUST	CONSULTING FEES - FOGO	1,000.00
EFT55370	22/12/2023	AUSCO MODULAR PTY LTD	PLANT HIRE - HAZELMERE	3,146.62
EFT55371	22/12/2023	AUSSIE NATURAL SPRING WATER	BOTTLED WATER	161.25
EFT55372	22/12/2023	AUST-WEIGH	SERVICE WEIGHBRIDGE SCALE	843.81
EFT55373	22/12/2023	AUSTRALIA POST - ASCOT PLACE	POSTAL CHARGES	30.72
EFT55374	22/12/2023	AUSTRALIAN ENVIRONMENTAL AUDITORS PTY LTD	AUDIT REVIEW - RED HILL	2,964.50
EFT55375	22/12/2023	AUSTRALIAN HVAC SERVICES	AIRCONDITIONING MAINTENANCE AT HAZELMERE	880.00
EFT55376	22/12/2023	AUSTRALIAN LABORATORY SERVICES PTY LTD ( ALS)	SAMPLE TESTINGS ON SOIL - KAMBALDA	324.50
EFT55377	22/12/2023	AVORA PTY LTD	CONSTRUCT WWtE BUILDING	185,326.44
EFT55378	22/12/2023	B&J CATALANO PTY LTD	LABOUR HIRE	8,269.80
EFT55379	22/12/2023	BALLANTYNE ALL COMMERCIAL PROPERTY SERVICES PTY LTD (SYSTEM MAINTENANCE)	PLANT PURCHASE - OIL & WATER SEPARATOR	19,493.18
EFT55380	22/12/2023	BARFIELD EARTHMOVING (JAYCOURT NOMINEES P/L)	LABOUR HIRE	7,452.50
EFT55381	22/12/2023	BATTERY WORLD	BATTERY PURCHASES	180.00
EFT55382	22/12/2023	BEE JAYS CANVAS CO - PETER STICKLAND HOLDINGS PTY LTD T/AS	PLANT REPAIR	1,811.76
EFT55383	22/12/2023	BLACKWOODS ATKINS	SAFETY SUPPLIES	357.27
EFT55384	22/12/2023	BOSORIMA TAS MAIL PLUS PERTH	MAIL SERVICE	455.72
EFT55385	22/12/2023	BP AUSTRALIA PTY LTD	FUEL PURCHASES	89,419.92
EFT55386	22/12/2023	BRABHAM ELECTRICAL	ELECTRICAL MAINTENANCE - HAZELMERE	12,199.31
EFT55387	22/12/2023	BREATHALYSER SALES AND SERVICE	EQUIPMENT CALIBRATION	353.10
EFT55388	22/12/2023	BRING COURIERS	COURIER SERVICE	248.30
EFT55389	22/12/2023	BUNNINGS GROUP LTD	HARDWARE SUPPLIES	327.87
EFT55390	22/12/2023	CAVALIER PORTABLES & PARK HOMES	PLANT HIRE - WWtE	1,763.68
EFT55391	22/12/2023	CEA SPECIALTY EQUIPMENT PTY LTD T/A DITCH WITCH	PLANT PARTS	587.93
EFT55392	22/12/2023	CHIDLOW WATER CARRIERS	WATER SUPPLIES - RED HILL SITE	900.00
EFT55393	22/12/2023	CHILD SUPPORT	EMPLOYEE DEDUCTION	346.61
EFT55394	22/12/2023	CITY OF SWAN	AVON DESCENT 2023	33,000.00
EFT55395	22/12/2023	CIVIL AUTO ELECTRICS PTY LTD	PLANT REPAIRS	4,620.00
EFT55396	22/12/2023	CJD EQUIPMENT PTY LTD	PLANT MAINTENANCE & SERVICE	4,045.37
EFT55397	22/12/2023	COLIN PUMPHREY	CONSULTING FEE - REGIONAL WASTE COLLECTION MODEL	1,080.00
EFT55398	22/12/2023	COMPU-STOR	IT BACKUP DATA SERVICES	1,040.03
EFT55399	22/12/2023	CRACKAJACK PARTY HIRE	EQUIPMENT HIRE	260.70



Eastern Metropolitan Regional Council

CEO's DELEGATED PAYMENTS LIST  
FOR THE MONTHS OF NOVEMBER 2023, DECEMBER 2023 & JANUARY 2024

Cheque / EFT No	Date	Payee		Amount
EFT55400	22/12/2023	CREDITORWATCH	ONLINE CREDIT REFERENCE CHECKS	588.50
EFT55401	22/12/2023	CSE CROSSCOM PTY LTD	TWO-WAY RADIO LEASE	2,846.80
EFT55402	22/12/2023	CUTTING EDGES REPLACEMENT PARTS PTY LTD	PLANT PARTS	3,150.51
EFT55403	22/12/2023	DAMSTRA TECHNOLOGY PTY LTD	MEMBERSHIP RENEWAL	631.40
EFT55404	22/12/2023	DEPARTMENT OF AGRICULTURE, FISHERIES AND FORESTRY	ANNUAL APPROVED ARRANGEMENT CHARGE	903.00
EFT55405	22/12/2023	DRAKE AUSTRALIA PTY LTD	LABOUR HIRE	14,961.75
EFT55406	22/12/2023	E.E. MUIR & SONS PTY.LIMITED	BAGS FOR FOGO	858.00
EFT55407	22/12/2023	ECO ENVIRONMENTAL (BENFOSTER PTY LTD)	EQUIPMENT CALIBRATION & REPAIRATION	957.00
EFT55408	22/12/2023	ENVIRO SWEEP	SITE SWEEPING - HAZELMERE	697.85
EFT55409	22/12/2023	ESTILL & ASSOCIATES	CONSULTING FEES - GDA	2,750.00
EFT55410	22/12/2023	EUROFINS ARL PTY LTD T/AS EUROFINS	SAMPLE TESTING - WOODCHIPS & WOOD FINES	59.03
EFT55411	22/12/2023	EVERSAFE FIRE PROTECTION	FIRE FIGHTING EQUIPMENT PURCHASE	1,861.75
EFT55412	22/12/2023	FILTERS PLUS	PLANT FILTERS	162.00
EFT55413	22/12/2023	FLEET DYNAMICS PTY LTD	MONTHLY EQUIPMENT HIRE FEE	169.40
EFT55414	22/12/2023	FLICK ANTICIMEX PTY LTD	HYGIENE SERVICES	413.64
EFT55415	22/12/2023	FREMANTLE THERMAL INSULATION INDUSTRIES PTY LTD T/AS FREMANTLE THERMAL INDUSTRIES IES	EMERGENCY BYPASS LINE	20,273.00
EFT55416	22/12/2023	FRESH GIFT GROUP PTY LTD	STAFF AMENITIES	781.60
EFT55417	22/12/2023	FUJIFILM BUSINESS INNOVATION AUSTRALIA PTY LTD	PHOTOCOPIER MAINTENANCE & SUPPLIES	1,129.21
EFT55418	22/12/2023	GOODCHILD ENTERPRISES	BATTERY PURCHASES	407.00
EFT55419	22/12/2023	GREEN PROMOTIONS PTY LTD	NAME BADGES FOR STAFF	319.00
EFT55420	22/12/2023	GROENEVELD AUSTRALIA P/L	PLANT MAINTENANCE	1,640.39
EFT55421	22/12/2023	HALLITE SEALS AUSTRALIA PTY LTD	PLANT PARTS	51.90
EFT55422	22/12/2023	HAYS SPECIALIST RECRUITMENT	LABOUR HIRE	10,165.00
EFT55423	22/12/2023	HECS FIRE	FIRE EQUIPMENT INSPECTION	288.20
EFT55424	22/12/2023	HERCULES MOBILES PTY LTD	EQUIPMENT HIRE	220.00
EFT55425	22/12/2023	HILLS TILT & CRANE WILDFIRE GROUP P/L TA	GENERAL & SITE MAINTENANCE - BAYWASTE	498.30
EFT55426	22/12/2023	HOSEFORCE PTY LTD	PLANT PARTS	1,281.35
EFT55427	22/12/2023	INDUSTRIAL RECRUITMENT PARTNERS	LABOUR HIRE	16,308.15
EFT55428	22/12/2023	INTEGRATED ICT	IT SUPPORT	1,112.10
EFT55429	22/12/2023	IRON MOUNTAIN AUSTRALIA GROUP PTY LTD	STORAGE BOXES	141.88
EFT55430	22/12/2023	JCB CONSTRUCTION EQUIPMENT AUSTRALIA (CFC HOLDINGS-CEA; JCB CEA; DYNAPAC CEA)	PLANT PARTS	1,159.39
EFT55431	22/12/2023	K2 AUDIOVISUAL PTY LTD	EQUIPMENT PURCHASES	951.50
EFT55432	22/12/2023	KASA CONSULTING	CONSULTING FEE - WASTE ENVIRONMENTAL	4,851.00
EFT55433	22/12/2023	KEYNERGY PTY LTD	CONSULTING FEES - WWtE	13,068.00
EFT55434	22/12/2023	LEVEL 5 DESIGN PTY LTD	GDA SUPPORT	10,606.20
EFT55435	22/12/2023	LLS AUS GROUP PTY LTD	LABOUR HIRE	2,926.94



Eastern Metropolitan Regional Council

CEO's DELEGATED PAYMENTS LIST  
FOR THE MONTHS OF NOVEMBER 2023, DECEMBER 2023 & JANUARY 2024

Cheque / EFT No	Date	Payee		Amount
EFT55436	22/12/2023	LUNCH AT SUE'S	CATERING COSTS	113.00
EFT55437	22/12/2023	LYONS AIRCONDITIONING SERVICES	PLANT PARTS	649.00
EFT55438	22/12/2023	MA SERVICES GROUP PTY LTD	SECURITY MONITORING	17,789.33
EFT55439	22/12/2023	MCLEODS BARRISTERS & SOLICITORS	LEGAL ADVICE	5,551.70
EFT55440	22/12/2023	MUNDARING TYREPOWER T/A RACADAGE P/L	PUNCTURE REPAIRS & TYRE REPLACEMENT	2,124.00
EFT55441	22/12/2023	NAPA (FORMERLY KNOWN AS COVS)	PLANT PARTS	255.20
EFT55442	22/12/2023	NEVERFAIL SPRINGWATER	BOTTLED WATER	96.00
EFT55443	22/12/2023	ONSITE RENTALS PTY LTD	MONTHLY RENTAL - HAZELMERE TRANSPORTABLE ADMIN BUILDING	4,534.22
EFT55444	22/12/2023	PAYG PAYMENTS	PAYG TAXATION PAYMENT	122,692.00
EFT55445	22/12/2023	PERTH BIN HIRE - IWM (PBH) PTY LTD T/A	SKIP BIN HIRE	3,375.00
EFT55446	22/12/2023	PERTH ENERGY PTY LTD	GAS SUPPLY - WWtE	161.56
EFT55447	22/12/2023	PETRO MIN ENGINEERS	CONSULTING FEE - WWtE & ELECTRICAL ENGINEERING SUPPORT	9,431.95
EFT55448	22/12/2023	PINNACLE HIRE WA PTY LTD	EQUIPMENT RENTAL	13,759.35
EFT55449	22/12/2023	PIRTEK MIDLAND (M & B HYDRAULICS PTY LTD)	HYDRAULIC HOSE SUPPLIES	2,308.81
EFT55450	22/12/2023	POWERUP AUTO TREATMENTS - CHEMSOL AUSTRALIA PTY LTD T/AS	GREASE - PLANTS	3,632.20
EFT55451	22/12/2023	PRAMUKH ELECTRICALS PTY LTD ALSO KNOWN AS I20 SERVICES	ELECTRICAL SUPPORT - WWtE	66,891.00
EFT55452	22/12/2023	PRESTIGE ALARMS	SECURITY MONITORING FOR RED HILL & HAZELMERE	1,980.00
EFT55453	22/12/2023	PRUDENTIAL INVESTMENT SERVICES CORP P/L	INVESTMENT ADVISORY SERVICES	2,083.32
EFT55454	22/12/2023	QUAD SERVICES PTY LTD	CLEANING SERVICES & CONSUMABLES - ASCOT PLACE	4,975.83
EFT55455	22/12/2023	QUBE LOGISTICS (WA1) PTY LTD	PLANT HIRE	1,914.00
EFT55456	22/12/2023	RAUBEX CONSTRUCTION	CONSTRUCT CARPARK - RED HILL	232,247.51
EFT55457	22/12/2023	RELATIONSHIPS AUSTRALIA WA INC	EAP - COUNSELLING FEES	341.00
EFT55458	22/12/2023	REMA TIP TOP AUSTRALIA PTY LTD	PLANT PARTS	1,842.94
EFT55459	22/12/2023	REMONDIS AUSTRALIA PTY LTD	COLLECTION OF PAPER RECYCLABLES	40.66
EFT55460	22/12/2023	RUDD INDUSTRIAL	HARDWARE SUPPLIES	268.85
EFT55461	22/12/2023	SAGE CONSULTANCY	CONSULTING FEES - FOGO COMPOST PRODUCTION	2,200.00
EFT55462	22/12/2023	SCF GROUP PTY LTD	PURCHASE OF DANGEROUS GOODS CONTAINER	11,935.00
EFT55463	22/12/2023	SCOTT PRINTERS PTY LTD	PRINTING COSTS - ANNUAL REPORT	2,816.00
EFT55464	22/12/2023	SETON AUSTRALIA - BRADY AUSTRALIA PTY LTD T/AS	SAEFTY GEARS	1,810.86
EFT55465	22/12/2023	SHELTER STATION WA PTY	EQUIPMENT PURCHASES	8,690.00
EFT55466	22/12/2023	SHIRE OF NORTHAM	AVON DESCENT 2023	27,896.99
EFT55467	22/12/2023	SHIRE OF TOODYAY	AVON DESCENT 2023	28,942.87
EFT55468	22/12/2023	SNAP BELMONT (BELSNAP PTY LTD)	PRINTING COSTS - PRESTART BOOKLETS	478.50
EFT55469	22/12/2023	SOCO STUDIOS	PHOTOGRAPHY	577.50
EFT55470	22/12/2023	SONIC HEALTHPLUS PTY LTD	PRE-EMPLOYMENT MEDICAL & VACCINATION	617.10
EFT55471	22/12/2023	ST JOHN AMBULANCE ASSOCIATION	FIRST AID KIT	364.90



Eastern Metropolitan Regional Council

CEO's DELEGATED PAYMENTS LIST  
FOR THE MONTHS OF NOVEMBER 2023, DECEMBER 2023 & JANUARY 2024

Cheque / EFT No	Date	Payee		Amount
EFT55472	22/12/2023	STILES ELECTRICAL & COMMUNICATION SERVICES PTY LTD	EQUIPMENT MAINTENANCE & REPAIR	572.00
EFT55473	22/12/2023	SYNERGY	ELECTRICITY CHARGES - HAZELMERE	12,994.64
EFT55474	22/12/2023	TALIS CONSULTANTS	CONSULTING FEES - VARIOUS WASTE PROJECTS	5,670.50
EFT55475	22/12/2023	TELSTRA LIMITED	TELEPHONE EXPENSES	8,147.62
EFT55476	22/12/2023	THE WATERSHED	PLANT PARTS	51.62
EFT55477	22/12/2023	TIM DAVIES LANDSCAPING PTY LTD (TDL)	GARDEN MAINTENANCE ASCOT PLACE	1,732.16
EFT55478	22/12/2023	TJSIGNS & VEHICLE GRAPHICS	ADVERTISING GRAPHICS ON PLANT	2,420.00
EFT55479	22/12/2023	TOTALLY WORKWEAR MIDLAND	PROTECTIVE CLOTHING	1,387.19
EFT55480	22/12/2023	TRADEFAIRE INTERNATIONAL PTY LTD (PREVIOUSLY ACCESS INDUSTRIAL TYRES #3106)	PUNCTURE REPAIRS	5,547.30
EFT55481	22/12/2023	TRILLION TREES	PURCHASE OF TUBESTOCK - CLASS III REHABILITATION	1,372.40
EFT55482	22/12/2023	TWISTECH - GREG WOOD	BOLLARD INSTALLATION & FENCE REPAIRS	20,914.74
EFT55483	22/12/2023	UPP OPERATIONS T/A UPPAREL	EQUIPMENT HIRE	101.20
EFT55484	22/12/2023	URBAN RESOURCES PTY LTD	EQUIPMENT HIRE	24,618.00
EFT55485	22/12/2023	VEOLIA RECYCLING & RECOVERY	FOGO BIN	99.21
EFT55486	22/12/2023	VISION INTELLIGENCE PTY LTD	CAMERA HIRE	2,975.28
EFT55487	22/12/2023	WASTETRANS WA - APPALA HOLDINGS PTY LTD T/AS	PRODUCT TRANSPORTATION COSTS	71,303.10
EFT55488	22/12/2023	WATERLOGIC AUSTRALIA PTY LTD	EQUIPMENT RENTAL & SERVICE FEE	877.50
EFT55489	22/12/2023	WESFARMER KLEENHEAT GAS PTY LTD	EQUIPMENT RENTAL	100.10
EFT55490	22/12/2023	WEST - SURE GROUP PTY LTD	COURIER SERVICE	742.41
EFT55491	22/12/2023	WEST COAST POLY PTY LTD	EQUIPMENT PURCHASES	781.00
EFT55492	22/12/2023	WESTRAC EQUIPMENT PTY LTD	PLANT SERVICE & MAINTENANCE	13,145.95
EFT55493	22/12/2023	WINC AUSTRALIA PTY LTD	STATIONERY & CONSUMABLES	2,385.74
EFT55494	22/12/2023	WREN OIL	WASTE OIL REMOVAL	16.50
EFT55495	02/01/2024	AV TRUCK SERVICES PTY LTD	PLANT PARTS	4,436.50
EFT55496	04/01/2024	GLOBAL SPILL & SAFETY	HARDWARE SUPPLIES	203.94
EFT55497	04/01/2024	OEM GROUP 2006 PTY LTD	PURCHASE OF ANTISLIP BULL NOSING	1,407.95
EFT55498	04/01/2024	SYNERGY	ELECTRICITY CHARGES - HAZELMERE	1,886.69
EFT55499	04/01/2024	TELSTRA LIMITED	TELEPHONE EXPENSES	43.03
EFT55500	04/01/2024	TJSIGNS & VEHICLE GRAPHICS	LINE MARKING & SIGNS - HRRP	11,258.50
EFT55501	04/01/2024	UNITED EQUIPMENT PTY LTD	PLANT PARTS	1,746.14
EFT55502	05/01/2024	AARON BOWMAN	QUARTERLY COUNCILLORS PAYMENT	4,052.18
EFT55503	05/01/2024	CR PAUL POLIWKA	QUARTERLY COUNCILLORS PAYMENT	2,747.50
EFT55504	05/01/2024	DOUG JEANS	QUARTERLY COUNCILLORS PAYMENT	2,747.50
EFT55505	05/01/2024	FILOMENA PIFFARETTI	QUARTERLY COUNCILLORS PAYMENT	9,338.75
EFT55506	05/01/2024	JENNIFER CATALANO	QUARTERLY COUNCILLORS PAYMENT	2,747.50
EFT55507	05/01/2024	JOHN DAW	COUNCILLORS ATTENDANCE FEE	250.00



Eastern Metropolitan Regional Council

CEO's DELEGATED PAYMENTS LIST  
FOR THE MONTHS OF NOVEMBER 2023, DECEMBER 2023 & JANUARY 2024

Cheque / EFT No	Date	Payee		Amount
EFT55508	05/01/2024	KATHRYN HAMILTON	COUNCILLORS ATTENDANCE FEE	250.00
EFT55509	05/01/2024	LEVEL 5 DESIGN PTY LTD	GDA SUPPORT	4,950.00
EFT55510	05/01/2024	LUKE ELLERY	QUARTERLY COUNCILLORS PAYMENT	2,747.50
EFT55511	05/01/2024	MICHELLE SUTHERLAND	QUARTERLY COUNCILLORS PAYMENT	2,747.50
EFT55512	05/01/2024	ROD HENDERSON	COUNCILLORS ATTENDANCE FEE	250.00
EFT55513	05/01/2024	SAGE CONSULTANCY	CONSULTING FEES - FOGO COMPOST PRODUCTION	1,100.00
EFT55514	05/01/2024	TALLAN JOHN MICHAEL AMES	COUNCILLORS ATTENDANCE FEE	2,747.50
EFT55515	05/01/2024	TELSTRA LIMITED	TELEPHONE EXPENSES	490.10
EFT55516	05/01/2024	ADVANCED LIQUID WASTE - ANTHONY WALSH ATF 88 FAMILY TRUST T/A	LIQUID WASTE MANAGEMENT - RED HILL & HAZELMERE	2,623.50
EFT55517	05/01/2024	AFGRI EQUIPMENT AUSTRALIA PTY LTD	PLANT PARTS	13,185.69
EFT55518	05/01/2024	AIR FILTER DRY CLEAN SYSTEMS WA	CLEAN & SERVICES FILTERS	1,285.97
EFT55519	05/01/2024	ALLPEST - ROL-WA PTY LTD T/AS	PEST CONTROLS AT BAYWASTE & HAZELMERE	881.00
EFT55520	05/01/2024	ALLWORKS (WA) PTY LTD	PLANT HIRE	8,250.00
EFT55521	05/01/2024	AMALGAM RECRUITMENT	LABOUR HIRE	6,231.07
EFT55522	05/01/2024	AUS CHILL TECHNICAL SERVICES PTY LTD	MAINTENANCE - CTS	2,816.00
EFT55523	05/01/2024	AUSSIE NATURAL SPRING WATER	BOTTLED WATER	247.25
EFT55524	05/01/2024	AV TRUCK SERVICES PTY LTD	PLANT PARTS	2,031.25
EFT55525	05/01/2024	B&J CATALANO PTY LTD	LABOUR HIRE	19,357.80
EFT55526	05/01/2024	BAYSWATER AUTO DETAILERS	POOL VEHICLE CLEANING	275.00
EFT55527	05/01/2024	BP AUSTRALIA PTY LTD	FUEL PURCHASES	111,556.16
EFT55528	05/01/2024	BRABHAM ELECTRICAL	MAINTENANCE & REPAIR - HAZELMERE	880.00
EFT55529	05/01/2024	BUCHER MUNICIPAL PTY LTD	PLANT PARTS	8,943.00
EFT55530	05/01/2024	BUNNINGS GROUP LTD	HARDWARE SUPPLIES	832.91
EFT55531	05/01/2024	BURSON AUTOMOTIVE PTY LTD	HARDWARE SUPPLIES	30.25
EFT55532	05/01/2024	C.R. KENNEDY AND CO PTY LTD	PLANT REPAIR	1,650.00
EFT55533	05/01/2024	CHEMCENTRE	SAMPLING ON TREATED WOOD	939.40
EFT55534	05/01/2024	CHILD SUPPORT	EMPLOYEE DEDUCTION	351.66
EFT55535	05/01/2024	CIVIL AUTO ELECTRICS PTY LTD	PLANT REPAIRS	5,298.70
EFT55536	05/01/2024	CLEANAWAY PTY LTD	COLLECTION OF GAS CYLINDERS FROM TRANSFER STATION	37.50
EFT55537	05/01/2024	CME BOILERMAKING PTY LTD	PLANT PARTS	2,134.00
EFT55538	05/01/2024	CPR ELECTRICAL SERVICES	ELECTRICAL MAINTENANCE - BAYWASTE	4,180.00
EFT55539	05/01/2024	CRACKAJACK PARTY HIRE	EQUIPMENT HIRE	242.00
EFT55540	05/01/2024	CRUCE PTY LTD (T/A DEXION BALCATT)	PURCHASE OF SEA CONTAINER	1,577.29
EFT55541	05/01/2024	CSE CROSSCOM PTY LTD	TWO-WAY RADIO PURCHASES & MAINTENANCE	2,236.85
EFT55542	05/01/2024	DAVID GRAY & CO PTY LTD	HARDWARE SUPPLIES	9,900.00
EFT55543	05/01/2024	DEPARTMENT OF AGRICULTURE, FISHERIES AND FORESTRY	APPROVED ARRANGEMENT CHARGE	148.00





Eastern Metropolitan Regional Council

CEO's DELEGATED PAYMENTS LIST  
FOR THE MONTHS OF NOVEMBER 2023, DECEMBER 2023 & JANUARY 2024

Cheque / EFT No	Date	Payee		Amount
EFT55544	05/01/2024	DEPARTMENT OF WATER AND ENVIRONMENTAL REGULATION (DWER)	WASTE CONTROL FORM	220.00
EFT55545	05/01/2024	DRAKE AUSTRALIA PTY LTD	LABOUR HIRE	13,509.17
EFT55546	05/01/2024	ECOBUE INTERNATIONAL PTY LTD	AD-BLUE- HAZELMERE	4,565.00
EFT55547	05/01/2024	ECOBURBIA T/A SOUTH BEACH ECO TRUST	SUSTAINABILITY WORKSHOP	1,485.00
EFT55548	05/01/2024	ELAN ENERGY MATRIX	TYRE DISPOSAL COSTS - TRANSFER STATION & RED HILL	1,816.79
EFT55549	05/01/2024	FLEXI STAFF GROUP PTY LTD	LABOUR HIRE	3,951.17
EFT55550	05/01/2024	FUELFIX PTY LTD	EQUIPMENT HIRE	730.72
EFT55551	05/01/2024	GARDNER CORP PTY LTD T/A GARDNER ENGINEERING AUSTRALIA	PLANT PARTS	2,970.00
EFT55552	05/01/2024	GASTECH AUSTRALIA PTY LTD	EQUIPMENT SERVICE	2,810.50
EFT55553	05/01/2024	GREENGATES GARDENING SERVICES	GARDENING SERVICE AT HAZELMERE	1,446.00
EFT55554	05/01/2024	HARDHAT MEDIA & COMMUNICATIONS	SECURITY MONITORING EQUIPMENT	2,095.50
EFT55555	05/01/2024	HARTAC SALES & DISTRIBUTION PTY LTD	PLANT PARTS	74.25
EFT55556	05/01/2024	HAYS SPECIALIST RECRUITMENT	LABOUR HIRE	12,888.71
EFT55557	05/01/2024	HEAVY AUTOMATICS PTY LTD	PLANT PARTS	2,456.72
EFT55558	05/01/2024	HELENE P/L T/AS LO-GO APPOINTMENTS WA	LABOUR HIRE	19,893.47
EFT55559	05/01/2024	HYDROSTEER PTY LTD	PLANT PARTS	1,403.73
EFT55560	05/01/2024	INDUSTRIAL RECRUITMENT PARTNERS	LABOUR HIRE	10,765.39
EFT55561	05/01/2024	INTEGRATED ICT	IT SUPPORT	5,321.54
EFT55562	05/01/2024	KENNARDS HIRE	PLANT HIRE	1,036.00
EFT55563	05/01/2024	LLS AUS GROUP PTY LTD	LABOUR HIRE	5,709.33
EFT55564	05/01/2024	LOCAL GOVERNMENT PROFESSIONALS AUSTRALIA WA	STAFF TRAINING	1,485.00
EFT55565	05/01/2024	LOTTERYWEST	REFUND OF UNUSED GRANT MONEY FOR AVON DESCENT 2023	12,515.24
EFT55566	05/01/2024	LUMEN IT PTY LTD	STAFF TRAINING	4,140.47
EFT55567	05/01/2024	LUNCH AT SUE'S	CATERING COSTS	432.50
EFT55568	05/01/2024	MARKETFORCE (OMNICOM MEDIA GROUP AUSTRALIA PTY LTD)	GOVERNANCE NOTICES	1,104.69
EFT55569	05/01/2024	MARSMEN PLUMBING	BUILDING MAINTENANCE - ASCOT PLACE	212.58
EFT55570	05/01/2024	MIDWAY FORD (WA)	VEHICLE SERVICE	405.00
EFT55571	05/01/2024	MILLS OAKLEY	LEGAL FEE	1,089.00
EFT55572	05/01/2024	MORAY & AGNEW	LEGAL FEE	1,979.79
EFT55573	05/01/2024	MUNDARING TYREPOWER T/A RACADAGE P/L	PUNCTURE REPAIRS	70.00
EFT55574	05/01/2024	MURPHY'S TYRE POWER	TYRE REPLACEMENT	1,258.00
EFT55575	05/01/2024	ONSITE RENTALS PTY LTD	MONTHLY RENTAL - HAZELMERE TRANSPORTABLE ADMIN BUILDING	674.48
EFT55576	05/01/2024	OTIS ELEVATOR COMPANY PTY LTD	QUARTERLY LIFT MAINTENANCE - ASCOT PLACE	2,028.59
EFT55577	05/01/2024	OTR TYRES T/A TKPH PTY LTD	TYRE REPAIRS & REPLACEMENT	2,705.18
EFT55578	05/01/2024	PAYG PAYMENTS	PAYG TAXATION PAYMENT	113,328.00
EFT55579	05/01/2024	PERDAMAN ADVANCED ENERGY PTY LTD	SUPPLY & INSTALL PV SYSTEMS AT RED HILL	76,168.62



Eastern Metropolitan Regional Council

CEO's DELEGATED PAYMENTS LIST  
FOR THE MONTHS OF NOVEMBER 2023, DECEMBER 2023 & JANUARY 2024

Cheque / EFT No	Date	Payee		Amount
EFT55580	05/01/2024	PERTH MATTRESS & FURNITURE RECYCLING COMPANY	MATTRESS COLLECTION SERVICE - BAYWASTE	43,560.00
EFT55581	05/01/2024	PERTH QUALITY SERVICES	ADDITIONAL CLEANING - HAZELMERE	2,992.16
EFT55582	05/01/2024	PIRTEK MIDLAND (M & B HYDRAULICS PTY LTD)	HYDRAULIC HOSE SUPPLIES	2,146.48
EFT55583	05/01/2024	PRAMUKH ELECTRICALS PTY LTD ALSO KNOWN AS I2O SERVICES	ELECTRICAL SUPPORT - WWtE	31,213.18
EFT55584	05/01/2024	PRESTIGE ALARMS	MODIFICATIONS TO SECURITY MONITORING FOR HAZELMERE	1,474.00
EFT55585	05/01/2024	QMW (WA) PTY LTD	PLANT PARTS	3,652.00
EFT55586	05/01/2024	QUAD SERVICES PTY LTD	CLEANING CONSUMABLES - ASCOT PLACE	16,114.82
EFT55587	05/01/2024	ROYAL WOLF AUSTRALIA - UNITED RENTALS AUSTRALIA P/L TA	EQUIPMENT RENTAL - BAYWASTE	265.05
EFT55588	05/01/2024	RUDD INDUSTRIAL	HARDWARE SUPPLIES	959.71
EFT55589	05/01/2024	SETON AUSTRALIA - BRADY AUSTRALIA PTY LTD T/AS	PURCHASE OF CABINET FOR EMERGENCY SUPPLIES	792.12
EFT55590	05/01/2024	SONIC HEALTHPLUS PTY LTD	PRE-EMPLOYMENT MEDICAL	238.70
EFT55591	05/01/2024	SPUDS GARDENING SERVICES	GARDEN MAINTENANCE AT RED HILL & HAZELMERE	4,135.00
EFT55592	05/01/2024	ST JOHN AMBULANCE ASSOCIATION	STAFF TRAINING	170.00
EFT55593	05/01/2024	STATEWIDE BEARINGS - PARTOUT PTY LTD T/A	PLANT PARTS	57.20
EFT55594	05/01/2024	SWAN FIRE SERVICES	FIRE EQUIPMENT MAINTENANCE	8,297.99
EFT55595	05/01/2024	SWAN TOWING SERVICES PTY LTD ATF THE SWAN TOWING TRUST	PLANT TRANSPORTATION COST	1,237.50
EFT55596	05/01/2024	TALIS CONSULTANTS	CONSULTING FEE - CLASS IV	2,769.25
EFT55597	05/01/2024	TELSTRA LIMITED	TELEPHONE EXPENSES	1,501.03
EFT55598	05/01/2024	THE KLEENING ZONE	PLANT CLEANING	550.00
EFT55599	05/01/2024	THE WATERSHED	PLANT PARTS	212.94
EFT55600	05/01/2024	TJ DEPIAZZI & SONS	PRODUCT TRANSPORTATION COSTS	4,287.80
EFT55601	05/01/2024	TOTALLY WORKWEAR MIDLAND	PROTECTIVE CLOTHING	649.71
EFT55602	05/01/2024	TRADEFAIRE INTERNATIONAL PTY LTD (PREVIOUSLY ACCESS INDUSTRIAL TYRES #3106)	PUNCTURE REPAIRS & TYRE REPLACEMENT	15,862.00
EFT55603	05/01/2024	TUTT BRYANT EQUIPMENT (BT EQUIPMENT PTY LTD)	PLANT SERVICE & MAINTENANCE & PLANT PARTS	8,088.92
EFT55604	05/01/2024	WA BOS SEMI-TRAILER EQUIPMENT PTY LTD	PLANT REPAIRS	3,321.56
EFT55605	05/01/2024	WDIS.WA.PTY.LTD	PLANT REPAIR & MAINTENANCE	5,527.50
EFT55606	05/01/2024	WEST TIP WASTE CONTROL	SKIP BIN HIRE	1,056.00
EFT55607	05/01/2024	WESTERN TREE RECYCLERS	EQUIPMENT HIRE	1,100.00
EFT55608	05/01/2024	WESTRAC EQUIPMENT PTY LTD	PLANT PARTS	2,962.71
EFT55609	05/01/2024	WEX MOTORPASS	FLEET FUEL PURCHASES	2,741.41
EFT55610	05/01/2024	WILLIAMS & HUGHES PTY LTD	LEGAL ADVICE & AGREEMENT PREPARATION	275.00
EFT55611	05/01/2024	WINC AUSTRALIA PTY LTD	STATIONERY & CONSUMABLES	1,642.80
EFT55612	05/01/2024	WORK CLOBBER	PROTECTIVE CLOTHING	415.65
EFT55613	05/01/2024	WURTH AUSTRALIA PTY LTD	HARDWARE SUPPLIES	2,445.43
EFT55614	12/01/2024	ABA AUTOMATIC GATES WA	SIX MONTHLY MAINTENANCE - GATE AT HAZELMERE	865.00
EFT55615	12/01/2024	ADVANCED LIQUID WASTE - ANTHONY WALSH ATF 88 FAMILY TRUST T/A	LIQUID WASTE MANAGEMENT - RED HILL	2,046.50



Eastern Metropolitan Regional Council

CEO's DELEGATED PAYMENTS LIST  
FOR THE MONTHS OF NOVEMBER 2023, DECEMBER 2023 & JANUARY 2024

Cheque / EFT No	Date	Payee		Amount
EFT55616	12/01/2024	ALL CONTROLS PTY LTD	PARTS FOR WWtE	839.30
EFT55617	12/01/2024	ALLIGHTSYKES PTY LTD	TURNING GAS ENGINE OVER FOR WWtE	1,134.10
EFT55618	12/01/2024	ALTONA GROUP - BROMAR NOMINEES PTY LTD ATF THE ALTONA UNIT TRUST TAS	FIRE HYDRANT PIPEWORK SYSTEM UPGRADE - HAZELMERE	408,146.61
EFT55619	12/01/2024	AMALGAM RECRUITMENT	LABOUR HIRE	5,343.39
EFT55620	12/01/2024	AMER SAABI	STAFF REIMBURSEMENT	18.25
EFT55621	12/01/2024	AUSSIE NATURAL SPRING WATER	BOTTLED WATER	215.00
EFT55622	12/01/2024	AUSTRALIAN LABORATORY SERVICES PTY LTD ( ALS)	SAMPLE TESTINGS ON SOIL - KAMBALDA	324.50
EFT55623	12/01/2024	B&J CATALANO PTY LTD	LABOUR HIRE	10,672.20
EFT55624	12/01/2024	BARDAP HYDRAULICS - ZONE RESOURCE SERVICES PTY LTD T/A	HYDRAULIC SUPPLIES & REPAIR	2,100.56
EFT55625	12/01/2024	BIN BATH AUSTRALIA PTY LTD	BIN CLEANING	93.06
EFT55626	12/01/2024	BIOBAGWORLD AUSTRALIA PTY LTD	FOGO LINERS FOR BAYSWATER & BASEENDEAN	14,287.00
EFT55627	12/01/2024	BP AUSTRALIA PTY LTD	FUEL PURCHASES	2,806.41
EFT55628	12/01/2024	BRABHAM ELECTRICAL	PLANT MAINTENANCE & REPAIR	440.00
EFT55629	12/01/2024	BUCHER MUNICIPAL PTY LTD	PLANT PARTS	2,741.56
EFT55630	12/01/2024	BUNNINGS GROUP LTD	HARDWARE SUPPLIES	88.16
EFT55631	12/01/2024	BURSWOOD TROPHIES	ENGRAVING OF PLATES	44.00
EFT55632	12/01/2024	CHARLES SERVICE COMPANY	CLEANING SERVICES - RED HILL	3,047.41
EFT55633	12/01/2024	CJD EQUIPMENT PTY LTD	PLANT MAINTENANCE & SERVICE	3,163.25
EFT55634	12/01/2024	CLEANAWAY PTY LTD	COLLECTION OF GAS CYLINDERS FROM TRANSFER STATION	2,985.02
EFT55635	12/01/2024	COMMAND-A-COM AUSTRALIA PTY LTD	PHONE SYSTEM SUPPORT	1,342.00
EFT55636	12/01/2024	DATA 3 PERTH	LICENCE RENEWAL	28,584.86
EFT55637	12/01/2024	DBD ENVIRONMENTAL P/L T/A ENNOVO (PREVIOUSLY AS BIOGAS SYSTEMS AUSTRALIA P/L)	PLANT SERVICE & MAINTENANCE	15,832.63
EFT55638	12/01/2024	DEPARTMENT OF WATER AND ENVIRONMENTAL REGULATION (DWER)	CONTROL WASTE FORMS	264.00
EFT55639	12/01/2024	DRAKE AUSTRALIA PTY LTD	LABOUR HIRE	5,853.27
EFT55640	12/01/2024	ECOLO WA	ODOUR CONTROL SOLUTIONS	3,168.00
EFT55641	12/01/2024	EKTIMO PTY LTD	INSTALL & COMMISSION CEMS - WWtE	34,003.20
EFT55642	12/01/2024	ENVIRO SWEEP	SITE SWEEPING - RED HILL	912.91
EFT55643	12/01/2024	EUROFINS ARL PTY LTD T/AS EUROFINS	SAMPLE TESTING - WOODCHIPS & WOOD FINES	59.03
EFT55644	12/01/2024	FLEXI STAFF GROUP PTY LTD	LABOUR HIRE	2,380.87
EFT55645	12/01/2024	FREMANTLE THERMAL INSULATION INDUSTRIES PTY LTD T/AS FREMANTLE THERMAL INDUSTRIES IES	EQUIPMENT PURCHASE	10,340.00
EFT55646	12/01/2024	FUELFIX PTY LTD	EQUIPMENT HIRE	730.72
EFT55647	12/01/2024	GILL CORP (WA) PTY LTD TRADING AS GMG HAULAGE	WASTE TRANSPORTATION COSTS	5,280.00
EFT55648	12/01/2024	HAYS SPECIALIST RECRUITMENT	LABOUR HIRE	6,147.96
EFT55649	12/01/2024	HECS FIRE	FIRE EQUIPMENT INSPECTION	385.00
EFT55650	12/01/2024	HOSEFORCE PTY LTD	HYDROLIC HOSE SUPPLIES	95.80
EFT55651	12/01/2024	INDUSTRIAL RECRUITMENT PARTNERS	LABOUR HIRE	9,332.57



Eastern Metropolitan Regional Council

CEO's DELEGATED PAYMENTS LIST  
FOR THE MONTHS OF NOVEMBER 2023, DECEMBER 2023 & JANUARY 2024

Cheque / EFT No	Date	Payee		Amount
EFT55652	12/01/2024	JAMES LUSH	STAFF TRAINING	8,250.00
EFT55653	12/01/2024	JBS&G AUSTRALIA P/L T/A STRATEGEN JBS&G	LICENCE AMENDMENT - HRRP	7,535.00
EFT55654	12/01/2024	JCB CONSTRUCTION EQUIPMENT AUSTRALIA (CFC HOLDINGS-CEA; JCB CEA; DYNAPAC CEA)	PLANT PARTS	988.93
EFT55655	12/01/2024	KENNARDS HIRE	PLANT HIRE	1,036.00
EFT55656	12/01/2024	LLS AUS GROUP PTY LTD	LABOUR HIRE	2,746.26
EFT55657	12/01/2024	MEL CONGERTON	MILEAGE CLAIMS	354.46
EFT55658	12/01/2024	MORAY & AGNEW	LEGAL FEE	467.28
EFT55659	12/01/2024	MUNDARING SMASH REPAIRS	VEHICLE REPAIR	4,000.00
EFT55660	12/01/2024	PERTH MATTRESS & FURNITURE RECYCLING COMPANY	MATTRESS COLLECTION SERVICE - BAYWASTE	3,547.50
EFT55661	12/01/2024	PERTH QUALITY SERVICES	ADDITIONAL CLEANING - BAYWASTE	700.00
EFT55662	12/01/2024	PETRO MIN ENGINEERS	CONSULTING FEE - WWI&E & ELECTRICAL ENGINEERING SUPPORT	13,232.45
EFT55663	12/01/2024	PINNACLE HIRE WA PTY LTD	EQUIPMENT RENTAL	4,574.41
EFT55664	12/01/2024	PIRTEK MIDLAND (M & B HYDRAULICS PTY LTD)	HYDRAULIC HOSE SUPPLIES	137.23
EFT55665	12/01/2024	PRESTIGE ALARMS	SECURITY MONITORING	374.00
EFT55666	12/01/2024	RAUBEX CONSTRUCTION	LEACHATE POND DEEPENING - RED HILL	222,406.57
EFT55667	12/01/2024	RENTOKIL INITIAL PTY LTD	QUARTERLY PEST CONTROL	1,588.84
EFT55668	12/01/2024	ROYAL WOLF AUSTRALIA - UNITED RENTALS AUSTRALIA P/L TA	EQUIPMENT RENTAL	244.62
EFT55669	12/01/2024	SAGE CONSULTANCY	CONSULTING FEES - FOGO COMPOST PRODUCTION	1,100.00
EFT55670	12/01/2024	SCOTT PRINTERS PTY LTD	PRINTING COSTS - MARKETING MATERIALS	187.00
EFT55671	12/01/2024	SKYLINE LANDSCAPE SERVICES	GARDEN MAINTENANCE - BAYWASTE	1,166.00
EFT55672	12/01/2024	SONIC HEALTHPLUS PTY LTD	VACCINATION	240.90
EFT55673	12/01/2024	STALLION BUILDING CO. PTY LTD	REFUND OF PRE-PAYMENT	3,722.98
EFT55674	12/01/2024	STATEWIDE OVERHEAD CRANE SERVICES PTY LTD	PLANT SERVICE & MAINTENANCE	1,804.73
EFT55675	12/01/2024	SWAN FIRE SERVICES	FIRE DETECTION EQUIPMENT INSTALLATION	78,032.90
EFT55676	12/01/2024	SYDNEY TOOLS PTY LTD	PLANT PARTS	4,573.45
EFT55677	12/01/2024	SYNERGY	ELECTRICITY CHARGES - HAZELMERE & C&I	1,566.57
EFT55678	12/01/2024	TERRESTRIAL ECOSYSTEMS	PEST CONTROL	440.00
EFT55679	12/01/2024	TINT A CAR MIDLAND	WINDOW TINTING - HAZELMERE OFFICE	1,850.00
EFT55680	12/01/2024	TMO PEST AND WEED MANAGEMENT	WEED CONTROL - RED HILL	6,000.00
EFT55681	12/01/2024	TONY DARWINTO	STAFF REIMBURSEMENT	60.09
EFT55682	12/01/2024	TOOLMART AUSTRALIA PTY LTD	PLANT PARTS	34.00
EFT55683	12/01/2024	TOTALLY WORKWEAR MIDLAND	PROTECTIVE CLOTHING	1,747.08
EFT55684	12/01/2024	TUTT BRYANT EQUIPMENT (BT EQUIPMENT PTY LTD)	PLANT SERVICE & MAINTENANCE	6,224.93
EFT55685	12/01/2024	TWISTECH - GREG WOOD	FENCE REPAIR - RED HILL	374.00
EFT55686	12/01/2024	UPP OPERATIONS T/A UPPAREL	EQUIPMENT HIRE	62.70
EFT55687	12/01/2024	URBAN RESOURCES PTY LTD	MONTHLY COLLECTION FEE	21,120.00



Eastern Metropolitan Regional Council

CEO's DELEGATED PAYMENTS LIST  
FOR THE MONTHS OF NOVEMBER 2023, DECEMBER 2023 & JANUARY 2024

Cheque / EFT No	Date	Payee		Amount
EFT55688	12/01/2024	WESTERN ENVIRONMENTAL PTY LTD	WATER MONITORING	4,565.00
EFT55689	12/01/2024	WESTRAC EQUIPMENT PTY LTD	PLANT PARTS, PLANT SERVICE & MAINTENANCE	8,907.99
EFT55690	12/01/2024	WINC AUSTRALIA PTY LTD	STATIONERY & CONSUMABLES	2,369.67
EFT55691	12/01/2024	DENIS FISHER	STAFF REIMBURSEMENT	739.00
EFT55692	15/01/2024	RAUBEX CONSTRUCTION	LEACHATE POND DEEPENING - RED HILL	200,165.91
EFT55693	19/01/2024	DEPUTY COMMISSIONER OF TAXATION	GST PAYMENT	445,346.00
EFT55694	19/01/2024	LGIS	INSURANCE EXCESS	4,000.00
EFT55695	19/01/2024	AIR FILTER DRY CLEAN SYSTEMS WA	CLEAN & SERVICES FILTERS	327.80
EFT55696	19/01/2024	ALLPEST - ROL-WA PTY LTD T/AS	PEST CONTROLS AT BAYWASTE	595.00
EFT55697	19/01/2024	ALLWEST PLANT HIRE	PLANT HIRE & LABOUR HIRE	28,424.00
EFT55698	19/01/2024	AMALGAM RECRUITMENT	LABOUR HIRE	4,769.79
EFT55699	19/01/2024	APOLLO FABRICATIONS	HOOK-LIFT BIN PURCHASE	15,576.00
EFT55700	19/01/2024	AUSTRALIAN HVAC SERVICES	AIRCONDITIONING MAINTENANCE AT HAZELMERE	286.00
EFT55701	19/01/2024	AV TRUCK SERVICES PTY LTD	COOLANT FOR TRUCKS	253.99
EFT55702	19/01/2024	B&J CATALANO PTY LTD	LABOUR HIRE	7,484.40
EFT55703	19/01/2024	BARDAP HYDRAULICS - ZONE RESOURCE SERVICES PTY LTD T/A	SERVICE TO HYDRAULICS	2,227.50
EFT55704	19/01/2024	BP AUSTRALIA PTY LTD	FUEL PURCHASES	13,587.68
EFT55705	19/01/2024	CENTRAL SIGNS	SIGNAGE - WWtE	1,041.70
EFT55706	19/01/2024	CHIDLOW WATER CARRIERS	WATER SUPPLIES - RED HILL SITE	300.00
EFT55707	19/01/2024	CHILD SUPPORT	EMPLOYEE DEDUCTION	347.80
EFT55708	19/01/2024	CJD EQUIPMENT PTY LTD	PLANT MAINTENANCE & SERVICE	1,714.68
EFT55709	19/01/2024	COMMAND-A-COM AUSTRALIA PTY LTD	PHONE SYSTEM SUPPORT	154.00
EFT55710	19/01/2024	CSE CROSSCOM PTY LTD	TWO-WAY RADIO PURCHASE & RENTAL	2,825.90
EFT55711	19/01/2024	DATA 3 PERTH	SOFTWARE SUBSCRIPTION RENEWAL	7,136.44
EFT55712	19/01/2024	DEPARTMENT OF WATER AND ENVIRONMENTAL REGULATION (DWER)	CONTROL WASTE FORMS	220.00
EFT55713	19/01/2024	FILTERS PLUS	PLANT FILTERS	126.50
EFT55714	19/01/2024	FLEXI STAFF GROUP PTY LTD	LABOUR HIRE	2,380.87
EFT55715	19/01/2024	FOSTER PLUMBING AND GAS	PLUMBING SERVICE - HAZELMERE	1,210.00
EFT55716	19/01/2024	GILL CORP (WA) PTY LTD TRADING AS GMG HAULAGE	WASTE TRANSPORTATION COSTS	9,900.00
EFT55717	19/01/2024	HAYS SPECIALIST RECRUITMENT	LABOUR HIRE	3,562.13
EFT55718	19/01/2024	HITACHI CONSTRUCTION MACHINERY (AUSTRALIA) PTY LTD	PLANT REPAIR	1,018.83
EFT55719	19/01/2024	INDUSTRIAL RECRUITMENT PARTNERS	LABOUR HIRE	13,377.76
EFT55720	19/01/2024	INTEGRATED ICT	IT SUPPORT	5,984.84
EFT55721	19/01/2024	JAPANESE TRUCK & BUS SPARES P/L	PLANT PARTS	134.80
EFT55722	19/01/2024	JOINT CONSTRUCTION GROUP PTY LTD	CONSTRUCT CONCRETE SLABS, PIPES & CONDUITS FOR RWCS	4,944.37
EFT55723	19/01/2024	MAJOR MOTORS PTY LTD	PLANT PARTS	583.55



Eastern Metropolitan Regional Council

CEO's DELEGATED PAYMENTS LIST  
FOR THE MONTHS OF NOVEMBER 2023, DECEMBER 2023 & JANUARY 2024

Cheque / EFT No	Date	Payee		Amount
EFT55724	19/01/2024	MEGA PACIFIC PTY LTD	PUMP PURCHASE	1,078.00
EFT55725	19/01/2024	PAYG PAYMENTS	PAYG TAXATION PAYMENT	115,391.00
EFT55726	19/01/2024	PERDAMAN ADVANCED ENERGY PTY LTD	SUPPLY & INSTALL PV SYSTEMS AT RED HILL	43,584.31
EFT55727	19/01/2024	PERTH ENERGY PTY LTD	GAS SUPPLY - WWtE	156.18
EFT55728	19/01/2024	PERTH MATTRESS & FURNITURE RECYCLING COMPANY	MATTRESS COLLECTION SERVICE - BAYWASTE	34,732.50
EFT55729	19/01/2024	PIRTEK MIDLAND (M & B HYDRAULICS PTY LTD)	HYDRAULIC HOSE SUPPLIES	2,293.55
EFT55730	19/01/2024	PRAMUKH ELECTRICALS PTY LTD ALSO KNOWN AS I2O SERVICES	ELECTRICAL SUPPORT - WWtE	58,014.00
EFT55731	19/01/2024	QUAD SERVICES PTY LTD	CLEANING - HRRP	53,868.79
EFT55732	19/01/2024	ROYAL WOLF AUSTRALIA - UNITED RENTALS AUSTRALIA P/L TA	EQUIPMENT RENTAL	265.05
EFT55733	19/01/2024	RUDD INDUSTRIAL	HARDWARE SUPPLIES	207.63
EFT55734	19/01/2024	SAGE CONSULTANCY	CONSULTING FEES - FOGO COMPOST PRODUCTION	1,100.00
EFT55735	19/01/2024	SETON AUSTRALIA - BRADY AUSTRALIA PTY LTD T/AS	PROTECTIVE GEARS	324.78
EFT55736	19/01/2024	SWAN FIRE SERVICES	CAMERA EQUIPMENT FOR -CTS	20,465.50
EFT55737	19/01/2024	SWAN TOWING SERVICES PTY LTD ATF THE SWAN TOWING TRUST	PLANT TRANSPORTATION COST	396.00
EFT55738	19/01/2024	SYDNEY TOOLS PTY LTD	PLANT PARTS	1,329.00
EFT55739	19/01/2024	SYNERGY	ELECTRICITY CHARGES - HAZELMERE	10,610.37
EFT55740	19/01/2024	TELSTRA LIMITED	TELEPHONE EXPENSES	8,149.99
EFT55741	19/01/2024	THE WATERSHED	PLANT PARTS	101,084.46
EFT55742	19/01/2024	TJ DEPIAZZI & SONS	PRODUCT TRANSPORTATION COSTS	4,287.80
EFT55743	19/01/2024	TRADEFAIRE INTERNATIONAL PTY LTD (PREVIOUSLY ACCESS INDUSTRIAL TYRES #3106)	PUNCTURE REPAIRS & TYRE REPLACEMENT	11,381.70
EFT55744	19/01/2024	TUTT BRYANT EQUIPMENT (BT EQUIPMENT PTY LTD)	PLANT PARTS	1,233.56
EFT55745	19/01/2024	URBAN RESOURCES PTY LTD	EQUIPMENT HIRE	858.00
EFT55746	19/01/2024	WA HINO SALES AND SERVICE	PLANT REPAIR	467.59
EFT55747	19/01/2024	WESTRAC EQUIPMENT PTY LTD	PLANT PARTS	641.96
EFT55748	19/01/2024	WURTH AUSTRALIA PTY LTD	HARDWARE SUPPLIES	2,271.42
EFT55749	23/01/2024	DELOITTE FINANCIAL ADVISORY PTY LTD	LEGAL ADVICE - CITY OF BELMONT	24,750.00
EFT55750	23/01/2024	SYNERGY	ELECTRICITY CHARGES - ASCOT PLACE	4,043.39
EFT55751	23/01/2024	TELSTRA LIMITED	TELEPHONE EXPENSES	42.74
EFT55752	25/01/2024	DEPARTMENT OF WATER AND ENVIRONMENTAL REGULATION (DWER)	QUARTERLY LANDFILL LEVY	5,931,749.40
EFT55753	25/01/2024	ODOUR CONTROL SYSTEMS INTERNATIONAL LTD	ALTERNATIVE DAILY COVER MATERIAL	19,247.76
EFT55754	25/01/2024	SAGE CONSULTANCY	CONSULTING FEES - FOGO COMPOST PRODUCTION	1,100.00
EFT55755	25/01/2024	ADT SECURITY	SECURITY MONITORING	66.58
EFT55756	25/01/2024	ALL TERRAIN SERVICES	PLANT HIRE	5,775.00
EFT55757	25/01/2024	ALLWEST PLANT HIRE	PLANT HIRE	8,167.50
EFT55758	25/01/2024	ALSCO PERTH	HYGIENE SERVICES	42.19
EFT55759	25/01/2024	AMALGAM RECRUITMENT	LABOUR HIRE	4,040.61



Eastern Metropolitan Regional Council

CEO's DELEGATED PAYMENTS LIST  
FOR THE MONTHS OF NOVEMBER 2023, DECEMBER 2023 & JANUARY 2024

Cheque / EFT No	Date	Payee		Amount
EFT55760	25/01/2024	AUSCO MODULAR PTY LTD	PLANT HIRE - HAZELMERE	3,146.62
EFT55761	25/01/2024	AUSSIE NATURAL SPRING WATER	BOTTLED WATER	2,338.50
EFT55762	25/01/2024	AUSTRALIA POST - ASCOT PLACE	POSTAL CHARGES	30.83
EFT55763	25/01/2024	AUSTRALIAN HVAC SERVICES	AIRCONDITIONING MAINTENANCE AT ASCOT PLACE	550.50
EFT55764	25/01/2024	AV TRUCK SERVICES PTY LTD	PLANT PARTS	2,525.72
EFT55765	25/01/2024	B&J CATALANO PTY LTD	LABOUR HIRE	2,772.00
EFT55766	25/01/2024	BOSORIMA TAS MAIL PLUS PERTH	MAIL SERVICE	446.85
EFT55767	25/01/2024	BRING COURIERS	COURIER SERVICE	230.96
EFT55768	25/01/2024	CIVIL AUTO ELECTRICS PTY LTD	PLANT REPAIRS	6,064.30
EFT55769	25/01/2024	COMPU-STOR	IT BACKUP DATA SERVICES	688.11
EFT55770	25/01/2024	CREDITORWATCH	ONLINE CREDIT REFERENCE CHECKS	588.50
EFT55771	25/01/2024	DAMSTRA TECHNOLOGY PTY LTD	MEMBERSHIP RENEWAL	631.40
EFT55772	25/01/2024	DRAKE AUSTRALIA PTY LTD	LABOUR HIRE	13,125.30
EFT55773	25/01/2024	ENVIRO SWEEP	SITE SWEEPING - HAZELMERE	3,879.88
EFT55774	25/01/2024	EUROFINS ARL PTY LTD T/AS EUROFINS	WATER MONITORING	3,630.00
EFT55775	25/01/2024	FILTERS PLUS	PLANT FILTERS	485.10
EFT55776	25/01/2024	FLEET DYNAMICS PTY LTD	MONTHLY EQUIPMENT HIRE FEE	169.40
EFT55777	25/01/2024	FLEXI STAFF GROUP PTY LTD	LABOUR HIRE	2,018.50
EFT55778	25/01/2024	FLICK ANTICIMEX PTY LTD	HYGIENE SERVICES	2,080.57
EFT55779	25/01/2024	FRESH GIFT GROUP PTY LTD	STAFF AMENITIES	586.20
EFT55780	25/01/2024	FUJIFILM BUSINESS INNOVATION AUSTRALIA PTY LTD	PHOTOCOPIER MAINTENANCE & SUPPLIES	708.83
EFT55781	25/01/2024	HAYS SPECIALIST RECRUITMENT	LABOUR HIRE	1,105.35
EFT55782	25/01/2024	HERCULES MOBILES PTY LTD	EQUIPMENT HIRE	220.00
EFT55783	25/01/2024	INDUSTRIAL RECRUITMENT PARTNERS	LABOUR HIRE	8,423.93
EFT55784	25/01/2024	KENNARDS HIRE	PLANT HIRE	1,036.00
EFT55785	25/01/2024	LLS AUS GROUP PTY LTD	LABOUR HIRE	1,355.07
EFT55786	25/01/2024	MA SERVICES GROUP PTY LTD	SECURITY MONITORING	7,782.83
EFT55787	25/01/2024	MARKETFORCE (OMNICOM MEDIA GROUP AUSTRALIA PTY LTD)	GOVERNANCE NOTICES	1,054.65
EFT55788	25/01/2024	NEVERFAIL SPRINGWATER	BOTTLED WATER	76.00
EFT55789	25/01/2024	ODOUR CONTROL SYSTEMS INTERNATIONAL LTD	ALTERNATIVE DAILY COVER MATERIAL	28,581.17
EFT55790	25/01/2024	ONSITE RENTALS PTY LTD	MONTHLY RENTAL - HAZELMERE TRANSPORTABLE ADMIN BUILDING	5,047.98
EFT55791	25/01/2024	OTR TYRES T/A TKPH PTY LTD	TYRE REPAIRS & REPLACEMENT	8,187.85
EFT55792	25/01/2024	PERTH BIN HIRE - IWM (PBH) PTY LTD T/A	SKIP BIN HIRE	3,150.00
EFT55793	25/01/2024	PIRTEK MIDLAND (M & B HYDRAULICS PTY LTD)	HYDRAULIC HOSE SUPPLIES	769.56
EFT55794	25/01/2024	POWERUP AUTO TREATMENTS - CHEMSOL AUSTRALIA PTY LTD T/AS	GREASE FOR PLANTS	566.50
EFT55795	25/01/2024	PRUDENTIAL INVESTMENT SERVICES CORP P/L	INVESTMENT ADVISORY SERVICES	2,083.32



Eastern Metropolitan Regional Council

CEO's DELEGATED PAYMENTS LIST  
FOR THE MONTHS OF NOVEMBER 2023, DECEMBER 2023 & JANUARY 2024

Cheque / EFT No	Date	Payee		Amount
EFT55796	25/01/2024	QUAD SERVICES PTY LTD	CLEANING CONSUMABLES - ASCOT PLACE & HRRP & CHRISTMAS CLO	15,757.12
EFT55797	25/01/2024	QUBE LOGISTICS (WA1) PTY LTD	PURCHASE OF 20FT LUNCHROOM FOR HAZELMERE	94,045.60
EFT55798	25/01/2024	REMONDIS AUSTRALIA PTY LTD	COLLECTION OF PAPER RECYCLABLES	50.82
EFT55799	25/01/2024	RISK AND ENERGY SERVICES PTY LTD	TYPE B CERTIFICATION - WWIE	1,210.00
EFT55800	25/01/2024	SIGN SUPERMARKET	STICKERS	79.20
EFT55801	25/01/2024	SYNERGY	ELECTRICITY CHARGES - RED HILL	8,220.94
EFT55802	25/01/2024	TALIS CONSULTANTS	CONSULTING FEE - VARIOUS WASTE PROJECTS	6,877.75
EFT55803	25/01/2024	TELSTRA LIMITED	TELEPHONE EXPENSES	378.07
EFT55804	25/01/2024	THE KLEENING ZONE	PLANT CLEANING	710.00
EFT55805	25/01/2024	TIM DAVIES LANDSCAPING PTY LTD (TDL)	GARDEN MAINTENANCE ASCOT PLACE	1,116.16
EFT55806	25/01/2024	TJ DEPIAZZI & SONS	PRODUCT TRANSPORTATION COSTS	4,287.80
EFT55807	25/01/2024	TOTALLY WORKWEAR MIDLAND	PROTECTIVE CLOTHING	2,744.64
EFT55808	25/01/2024	TRADEFAIRE INTERNATIONAL PTY LTD (PREVIOUSLY ACCESS INDUSTRIAL TYRES #3106)	PUNCTURE REPAIRS	148.50
EFT55809	25/01/2024	UPP OPERATIONS T/A UPPAREL	EQUIPMENT HIRE	55.00
EFT55810	25/01/2024	VEOLIA RECYCLING & RECOVERY	FOGO BIN	66.14
EFT55811	25/01/2024	VISION INTELLIGENCE PTY LTD	CAMERA HIRE	2,975.28
EFT55812	25/01/2024	WASTE MANAGEMENT & RESOURCE RECOVERY ASSOCIATION AUSTRALIA (WMRR)	WMRR ANNUAL MEMBERSHIP RENEWAL	4,477.00
EFT55813	25/01/2024	WASTETRANS WA - APPALA HOLDINGS PTY LTD T/AS	PRODUCT TRANSPORTATION COSTS	64,782.85
EFT55814	25/01/2024	WATERLOGIC AUSTRALIA PTY LTD	EQUIPMENT RENTAL & SERVICE FEE	877.50
EFT55815	25/01/2024	WEST - SURE GROUP PTY LTD	COURIER SERVICE	475.79
EFT55816	25/01/2024	WEST COAST WATER FILTER MAN	EQUIPMENT RENTAL	1,165.00
EFT55817	25/01/2024	WEST TIP WASTE CONTROL	SKIP BIN HIRE	478.50
EFT55818	25/01/2024	WESTRAC EQUIPMENT PTY LTD	PLANT SERVICE & MAINTENANCE	12,108.02
EFT55819	25/01/2024	WINC AUSTRALIA PTY LTD	STATIONERY & CONSUMABLES	513.98
EFT55820	25/01/2024	WORK CLOBBER	PROTECTIVE CLOTHING	226.80
EFT55821	25/01/2024	WREN OIL	WASTE OIL REMOVAL	33.00
EFT55822	31/01/2024	AUSTRALIAN HVAC SERVICES	AIRCONDITIONING MAINTENANCE AT ASCOT PLACE	500.50
EFT55823	31/01/2024	BRING COURIERS	COURIER SERVICE	23.10
EFT55824	31/01/2024	PAYG PAYMENTS	PAYG TAXATION PAYMENT	35,880.00
220778	06/11/2023	EMRC PETTY CASH - ASCOT	PETTY CASH RECOUP	267.40
220779	06/11/2023	EMRC PETTY CASH - COPPIN ROAD	PETTY CASH RECOUP	121.60
220780	06/11/2023	EMRC PETTY CASH - HAZELMERE	PETTY CASH RECOUP	492.20
220781	06/11/2023	EMRC PETTY CASH - RED HILL	PETTY CASH RECOUP	157.55
220782	06/11/2023	EMRC PETTY CASH - MATHIESON ROAD	PETTY CASH RECOUP	18.65
220783	13/11/2023	GIDGEGANNUP BASKETBALL CLUB	COMMUNITY GRANT	2,924.20
220784	13/11/2023	GIDGEGANNUP JUNIOR FOOTBALL CLUB	COMMUNITY GRANT	1,848.00





Eastern Metropolitan Regional Council

CEO's DELEGATED PAYMENTS LIST  
FOR THE MONTHS OF NOVEMBER 2023, DECEMBER 2023 & JANUARY 2024

Cheque / EFT No	Date	Payee		Amount
220785	13/11/2023	GIDGEGANNUP MEN'S SHED INC	COMMUNITY GRANT	3,000.00
220786	13/11/2023	GIDGEGANNUP SCOUT GROUP	COMMUNITY GRANT	2,150.00
220787	13/11/2023	PARKERVILLE COMMUNITY BAND	COMMUNITY GRANT	3,000.00
220788	13/11/2023	FAST FIT ROAR PROGRAM INC	COMMUNITY GRANT	3,000.00
220789	13/11/2023	PARKERVILLE PLAYGROUP	COMMUNITY GRANT	1,009.64
220790	04/12/2023	EMRC PETTY CASH - BAYWASTE	PETTY CASH RECOUP	59.25
220791	04/12/2023	EMRC PETTY CASH - ASCOT	PETTY CASH RECOUP	416.40
220792	04/12/2023	EMRC PETTY CASH - COPPIN ROAD	PETTY CASH RECOUP	121.70
220793	04/12/2023	EMRC PETTY CASH - HAZELMERE	PETTY CASH RECOUP	108.40
220794	04/12/2023	EMRC PETTY CASH - RED HILL	PETTY CASH RECOUP	163.10
220795	13/12/2023	WATER CORPORATION	WATER USAGE - ASCOT PLACE & HAZELMERE	1,462.57
220796	13/12/2023	EMRC PETTY CASH - MATHIESON ROAD	PETTY CASH RECOUP	61.95
220797	09/01/2024	EMRC PETTY CASH - ASCOT	PETTY CASH RECOUP	188.25
220798	09/01/2024	EMRC PETTY CASH - COPPIN ROAD	PETTY CASH RECOUP	112.05
220799	09/01/2024	EMRC PETTY CASH - MATHIESON ROAD	PETTY CASH RECOUP	45.85
220800	09/01/2024	EMRC PETTY CASH - RED HILL	PETTY CASH RECOUP	110.70
PAY 2024-9.1	01/11/2024	PAYROLL	PAYROLL	355.38
PAY 2024-10	08/11/2024	PAYROLL	PAYROLL	346,368.25
PAY 2024-10.1	15/11/2023	PAYROLL	PAYROLL	3,812.82
PAY 2024-11	22/11/2023	PAYROLL	PAYROLL	331,808.77
PAY 2024-12	06/12/2023	PAYROLL	PAYROLL	333,881.18
PAY 2024-12.1	08/12/2023	PAYROLL	PAYROLL	55,008.70
PAY 2024-13	20/12/2023	PAYROLL	PAYROLL	326,579.12
PAY 2024-14	03/01/2024	PAYROLL	PAYROLL	313,451.75
PAY 2024-15	17/01/2024	PAYROLL	PAYROLL	314,838.72
PAY 2024-15.1	25/01/2024	PAYROLL	PAYROLL	46,033.36
PAY 2024-16	31/01/2024	PAYROLL	PAYROLL	314,379.44
1*NOV23	01/11/2023	BANK CHARGES	BANK FEES AND CHARGES	3,422.64
1*DEC23	01/12/2023	BANK CHARGES	BANK FEES AND CHARGES	2,626.67
1*JAN24	02/01/2024	BANK CHARGES	BANK FEES AND CHARGES	2,650.57
DD26637.1	19/11/2023	AWARE SUPER PTY LTD (FORMALLY FIRST STATE SUPER)	SUPERANNUATION	30,793.88
DD26637.2	19/11/2023	MARANI SUPER FUND	SUPERANNUATION	1,276.76
DD26637.3	19/11/2023	PLUM SUPERANNUATION FUND ( MLC )	SUPERANNUATION	1,816.79
DD26637.4	19/11/2023	MY NORTH SUPER (THE TRUSTEE FOR WEALTH PERSONAL SUPERANNUATION & PENSION FUND)	SUPERANNUATION	1,999.67
DD26637.5	19/11/2023	CBUS INDUSTRY SUPER	SUPERANNUATION	3,417.80
DD26637.6	19/11/2023	RETIREMENT PORTFOLIO SERVICE (ANZ SMART CHOICE SUPER)	SUPERANNUATION	1,192.64



Eastern Metropolitan Regional Council

CEO's DELEGATED PAYMENTS LIST  
FOR THE MONTHS OF NOVEMBER 2023, DECEMBER 2023 & JANUARY 2024

Cheque / EFT No	Date	Payee	Amount
DD26637.7	19/11/2023	MLC SUPER FUND	794.17
DD26637.8	19/11/2023	FIRST SUPER	1,211.54
DD26637.9	19/11/2023	HUB24 SUPER FUND	292.02
DD26637.10	19/11/2023	MERCER SMART SUPER PLAN	400.12
DD26637.11	19/11/2023	COLONIAL FIRST STATE FIRSTCHOICE	611.59
DD26637.12	19/11/2023	AMP FLEXIBLE LIFETIME SUPER	1,287.60
DD26637.13	19/11/2023	PRIME SUPER	340.48
DD26637.14	19/11/2023	EQUIPSUPER SUPERANNUATION FUND	343.21
DD26637.15	19/11/2023	AUSTRALIAN ETHICAL SUPER	348.44
DD26637.16	19/11/2023	TELSTRA SUPERANNUATION SCHEME	310.10
DD26637.17	19/11/2023	TWU SUPERANNUATION FUND	315.21
DD26637.18	19/11/2023	LEGALSUPER	606.02
DD26637.19	19/11/2023	HOSTPLUS SUPERANNUATION FUND	6,233.87
DD26637.20	19/11/2023	PANORAMA SUPER	681.92
DD26637.21	19/11/2023	AUSTRALIAN SUPER	12,938.95
DD26637.22	19/11/2023	RETAIL EMPLOYEES SUPERANNUATION TRUST (REST SUPER)	3,160.53
DD26637.23	19/11/2023	AUSTRALIAN RETIREMENT TRUST	4,971.79
DD26637.24	19/11/2023	ONEPATH MASTERFUND (ANZ)	395.14
DD26638.1	15/11/2023	AUSTRALIAN SUPER	341.16
DD26638.2	15/11/2023	AWARE SUPER PTY LTD (FORMALLY FIRST STATE SUPER)	289.89
DD26639.1	05/11/2023	AWARE SUPER PTY LTD (FORMALLY FIRST STATE SUPER)	31,371.14
DD26639.2	05/11/2023	MARANI SUPER FUND	1,276.76
DD26639.3	05/11/2023	PLUM SUPERANNUATION FUND ( MLC )	1,765.55
DD26639.4	05/11/2023	MY NORTH SUPER (THE TRUSTEE FOR WEALTH PERSONAL SUPERANNUATION & PENSION FUND)	2,000.72
DD26639.5	05/11/2023	CBUS INDUSTRY SUPER	4,033.71
DD26639.6	05/11/2023	RETIREMENT PORTFOLIO SERVICE (ANZ SMART CHOICE SUPER)	1,191.27
DD26639.7	05/11/2023	MLC SUPER FUND	794.17
DD26639.8	05/11/2023	FIRST SUPER	1,211.54
DD26639.9	05/11/2023	HUB24 SUPER FUND	293.37
DD26639.10	05/11/2023	MERCER SMART SUPER PLAN	376.05
DD26639.11	05/11/2023	COLONIAL FIRST STATE FIRSTCHOICE	649.96
DD26639.12	05/11/2023	AMP FLEXIBLE LIFETIME SUPER	1,287.60
DD26639.13	05/11/2023	PRIME SUPER	314.37
DD26639.14	05/11/2023	EQUIPSUPER SUPERANNUATION FUND	340.81
DD26639.15	05/11/2023	AUSTRALIAN ETHICAL SUPER	349.95
DD26639.16	05/11/2023	TELSTRA SUPERANNUATION SCHEME	323.52



Eastern Metropolitan Regional Council

CEO's DELEGATED PAYMENTS LIST  
FOR THE MONTHS OF NOVEMBER 2023, DECEMBER 2023 & JANUARY 2024

Cheque / EFT No	Date	Payee	Amount
DD26639.17	05/11/2023	EQUIP SUPER SUPERANNUATION	251.53
DD26639.18	05/11/2023	TWU SUPERANNUATION FUND SUPERANNUATION	52.46
DD26639.19	05/11/2023	LEGALSUPER SUPERANNUATION	575.79
DD26639.20	05/11/2023	HOSTPLUS SUPERANNUATION FUND SUPERANNUATION	6,858.85
DD26639.21	05/11/2023	PANORAMA SUPER SUPERANNUATION	688.87
DD26639.22	05/11/2023	AUSTRALIAN SUPER SUPERANNUATION	13,211.38
DD26639.23	05/11/2023	RETAIL EMPLOYEES SUPERANNUATION TRUST (REST SUPER) SUPERANNUATION	2,534.63
DD26639.24	05/11/2023	AUSTRALIAN RETIREMENT TRUST SUPERANNUATION	4,965.25
DD26639.25	05/11/2023	ONEPATH MASTERFUND (ANZ) SUPERANNUATION	285.76
DD26640.1	01/11/2023	AUSTRALIAN RETIREMENT TRUST SUPERANNUATION	60.10
DD26729.1	03/12/2023	AWARE SUPER PTY LTD (FORMALLY FIRST STATE SUPER) SUPERANNUATION	31,936.59
DD26729.2	03/12/2023	MARANI SUPER FUND SUPERANNUATION	1,276.76
DD26729.3	03/12/2023	PLUM SUPERANNUATION FUND ( MLC ) SUPERANNUATION	1,823.39
DD26729.4	03/12/2023	MY NORTH SUPER (THE TRUSTEE FOR WEALTH PERSONAL SUPERANNUATION & PENSION FUND) SUPERANNUATION	1,994.42
DD26729.5	03/12/2023	CBUS INDUSTRY SUPER SUPERANNUATION	3,465.40
DD26729.6	03/12/2023	RETIREMENT PORTFOLIO SERVICE (ANZ SMART CHOICE SUPER) SUPERANNUATION	1,191.81
DD26729.7	03/12/2023	MLC SUPER FUND SUPERANNUATION	794.17
DD26729.8	03/12/2023	FIRST SUPER SUPERANNUATION	1,211.54
DD26729.9	03/12/2023	HUB24 SUPER FUND SUPERANNUATION	292.17
DD26729.10	03/12/2023	MERCER SMART SUPER PLAN SUPERANNUATION	422.54
DD26729.11	03/12/2023	COLONIAL FIRST STATE FIRSTCHOICE SUPERANNUATION	513.06
DD26729.12	03/12/2023	AMP FLEXIBLE LIFETIME SUPER SUPERANNUATION	1,287.60
DD26729.13	03/12/2023	PRIME SUPER SUPERANNUATION	201.48
DD26729.14	03/12/2023	EQUIPSUPER SUPERANNUATION FUND SUPERANNUATION	350.11
DD26729.15	03/12/2023	AUSTRALIAN ETHICAL SUPER SUPERANNUATION	374.91
DD26729.16	03/12/2023	TELSTRA SUPERANNUATION SCHEME SUPERANNUATION	319.32
DD26729.17	03/12/2023	LEGALSUPER SUPERANNUATION	606.02
DD26729.18	03/12/2023	HOSTPLUS SUPERANNUATION FUND SUPERANNUATION	6,893.24
DD26729.19	03/12/2023	PANORAMA SUPER SUPERANNUATION	677.09
DD26729.20	03/12/2023	AUSTRALIAN SUPER SUPERANNUATION	13,352.53
DD26729.21	03/12/2023	RETAIL EMPLOYEES SUPERANNUATION TRUST (REST SUPER) SUPERANNUATION	2,030.88
DD26729.22	03/12/2023	AUSTRALIAN RETIREMENT TRUST SUPERANNUATION	5,039.02
DD26729.23	03/12/2023	ONEPATH MASTERFUND (ANZ) SUPERANNUATION	363.12
DD26730.1	08/12/2023	AWARE SUPER PTY LTD (FORMALLY FIRST STATE SUPER) SUPERANNUATION	3,632.86
DD26730.2	08/12/2023	PLUM SUPERANNUATION FUND ( MLC ) SUPERANNUATION	175.12
DD26730.3	08/12/2023	MY NORTH SUPER (THE TRUSTEE FOR WEALTH PERSONAL SUPERANNUATION & PENSION FUND) SUPERANNUATION	280.50



Eastern Metropolitan Regional Council

CEO's DELEGATED PAYMENTS LIST  
FOR THE MONTHS OF NOVEMBER 2023, DECEMBER 2023 & JANUARY 2024

Cheque / EFT No	Date	Payee		Amount
DD26730.4	08/12/2023	CBUS INDUSTRY SUPER	SUPERANNUATION	523.82
DD26730.5	08/12/2023	RETIREMENT PORTFOLIO SERVICE (ANZ SMART CHOICE SUPER)	SUPERANNUATION	187.00
DD26730.6	08/12/2023	MLC SUPER FUND	SUPERANNUATION	93.50
DD26730.7	08/12/2023	FIRST SUPER	SUPERANNUATION	93.50
DD26730.8	08/12/2023	HUB24 SUPER FUND	SUPERANNUATION	93.50
DD26730.9	08/12/2023	MERCER SMART SUPER PLAN	SUPERANNUATION	93.50
DD26730.10	08/12/2023	COLONIAL FIRST STATE FIRSTCHOICE	SUPERANNUATION	136.29
DD26730.11	08/12/2023	PRIME SUPER	SUPERANNUATION	93.50
DD26730.12	08/12/2023	AMP FLEXIBLE LIFETIME SUPER	SUPERANNUATION	187.00
DD26730.13	08/12/2023	EQUIPSUPER SUPERANNUATION FUND	SUPERANNUATION	87.89
DD26730.14	08/12/2023	AUSTRALIAN ETHICAL SUPER	SUPERANNUATION	93.50
DD26730.15	08/12/2023	EQUIP SUPER	SUPERANNUATION	48.95
DD26730.16	08/12/2023	AUSTRALIAN RETIREMENT TRUST	SUPERANNUATION	1,096.40
DD26730.17	08/12/2023	LEGALSUPER	SUPERANNUATION	93.50
DD26730.18	08/12/2023	HOSTPLUS SUPERANNUATION FUND	SUPERANNUATION	795.63
DD26730.19	08/12/2023	PANORAMA SUPER	SUPERANNUATION	93.50
DD26730.20	08/12/2023	AUSTRALIAN SUPER	SUPERANNUATION	2,098.03
DD26730.21	08/12/2023	RETAIL EMPLOYEES SUPERANNUATION TRUST (REST SUPER)	SUPERANNUATION	280.50
DD26730.22	08/12/2023	ONEPATH MASTERFUND (ANZ)	SUPERANNUATION	78.21
DD26894.1	14/01/2024	AWARE SUPER PTY LTD (FORMALLY FIRST STATE SUPER)	SUPERANNUATION	30,336.33
DD26894.2	14/01/2024	MARANI SUPER FUND	SUPERANNUATION	1,276.76
DD26894.3	14/01/2024	PLUM SUPERANNUATION FUND ( MLC )	SUPERANNUATION	2,020.77
DD26894.4	14/01/2024	MY NORTH SUPER (THE TRUSTEE FOR WEALTH PERSONAL SUPERANNUATION & PENSION FUND)	SUPERANNUATION	1,937.59
DD26894.5	14/01/2024	CBUS INDUSTRY SUPER	SUPERANNUATION	3,600.69
DD26894.6	14/01/2024	RETIREMENT PORTFOLIO SERVICE (ANZ SMART CHOICE SUPER)	SUPERANNUATION	1,250.42
DD26894.7	14/01/2024	MLC SUPER FUND	SUPERANNUATION	837.35
DD26894.8	14/01/2024	FIRST SUPER	SUPERANNUATION	1,211.54
DD26894.9	14/01/2024	HUB24 SUPER FUND	SUPERANNUATION	292.02
DD26894.10	14/01/2024	UNISUPER	SUPERANNUATION	799.04
DD26894.11	14/01/2024	COLONIAL FIRST STATE FIRSTCHOICE	SUPERANNUATION	740.62
DD26894.12	14/01/2024	AMP FLEXIBLE LIFETIME SUPER	SUPERANNUATION	1,280.84
DD26894.13	14/01/2024	MERCER SMART SUPER PLAN	SUPERANNUATION	394.18
DD26894.14	14/01/2024	PRIME SUPER	SUPERANNUATION	314.73
DD26894.15	14/01/2024	EQUIPSUPER SUPERANNUATION FUND	SUPERANNUATION	403.11
DD26894.16	14/01/2024	AUSTRALIAN ETHICAL SUPER	SUPERANNUATION	345.48
DD26894.17	14/01/2024	THE TRUSTEE FOR PICKWORTH SUPERANNUATION FUND	SUPERANNUATION	729.00



Eastern Metropolitan Regional Council

CEO's DELEGATED PAYMENTS LIST  
FOR THE MONTHS OF NOVEMBER 2023, DECEMBER 2023 & JANUARY 2024

Cheque / EFT No	Date	Payee		Amount
DD26894.18	14/01/2024	SIMPLE CHOICE SUPER (SLATE SUPER)	SUPERANNUATION	89.10
DD26894.19	14/01/2024	LEGALSUPER	SUPERANNUATION	575.79
DD26894.20	14/01/2024	HOSTPLUS SUPERANNUATION FUND	SUPERANNUATION	5,588.01
DD26894.21	14/01/2024	PANORAMA SUPER	SUPERANNUATION	759.45
DD26894.22	14/01/2024	AUSTRALIAN SUPER	SUPERANNUATION	15,862.88
DD26894.23	14/01/2024	RETAIL EMPLOYEES SUPERANNUATION TRUST (REST SUPER)	SUPERANNUATION	1,100.75
DD26894.24	14/01/2024	AUSTRALIAN RETIREMENT TRUST	SUPERANNUATION	1,524.10
DD26894.25	14/01/2024	ONEPATH MASTERFUND (ANZ)	SUPERANNUATION	320.38
DD26895.1	01/01/2024	AWARE SUPER PTY LTD (FORMALLY FIRST STATE SUPER)	SUPERANNUATION	30,773.88
DD26895.2	01/01/2024	MARANI SUPER FUND	SUPERANNUATION	1,276.76
DD26895.3	01/01/2024	PLUM SUPERANNUATION FUND ( MLC )	SUPERANNUATION	1,864.62
DD26895.4	01/01/2024	MY NORTH SUPER (THE TRUSTEE FOR WEALTH PERSONAL SUPERANNUATION & PENSION FUND)	SUPERANNUATION	2,053.36
DD26895.5	01/01/2024	CBUS INDUSTRY SUPER	SUPERANNUATION	3,542.97
DD26895.6	01/01/2024	RETIREMENT PORTFOLIO SERVICE (ANZ SMART CHOICE SUPER)	SUPERANNUATION	1,242.37
DD26895.7	01/01/2024	MLC SUPER FUND	SUPERANNUATION	821.97
DD26895.8	01/01/2024	FIRST SUPER	SUPERANNUATION	1,211.54
DD26895.9	01/01/2024	HUB24 SUPER FUND	SUPERANNUATION	307.15
DD26895.10	01/01/2024	UNISUPER	SUPERANNUATION	242.59
DD26895.11	01/01/2024	MERCER SMART SUPER PLAN	SUPERANNUATION	409.82
DD26895.12	01/01/2024	AMP FLEXIBLE LIFETIME SUPER	SUPERANNUATION	1,338.34
DD26895.13	01/01/2024	COLONIAL FIRST STATE FIRSTCHOICE	SUPERANNUATION	494.88
DD26895.14	01/01/2024	PRIME SUPER	SUPERANNUATION	209.47
DD26895.15	01/01/2024	EQUIPSUPER SUPERANNUATION FUND	SUPERANNUATION	313.90
DD26895.16	01/01/2024	AUSTRALIAN ETHICAL SUPER	SUPERANNUATION	347.14
DD26895.17	01/01/2024	THE TRUSTEE FOR PICKWORTH SUPERANNUATION FUND	SUPERANNUATION	658.48
DD26895.18	01/01/2024	LEGALSUPER	SUPERANNUATION	606.02
DD26895.19	01/01/2024	HOSTPLUS SUPERANNUATION FUND	SUPERANNUATION	5,693.00
DD26895.20	01/01/2024	PANORAMA SUPER	SUPERANNUATION	731.10
DD26895.21	01/01/2024	AUSTRALIAN SUPER	SUPERANNUATION	13,547.42
DD26895.22	01/01/2024	RETAIL EMPLOYEES SUPERANNUATION TRUST (REST SUPER)	SUPERANNUATION	1,146.13
DD26895.23	01/01/2024	AUSTRALIAN RETIREMENT TRUST	SUPERANNUATION	1,420.12
DD26895.24	01/01/2024	ONEPATH MASTERFUND (ANZ)	SUPERANNUATION	276.16
DD26896.1	01/01/2024	AWARE SUPER PTY LTD (FORMALLY FIRST STATE SUPER)	SUPERANNUATION	31,781.87
DD26896.2	01/01/2024	MARANI SUPER FUND	SUPERANNUATION	1,276.76
DD26896.3	01/01/2024	PLUM SUPERANNUATION FUND ( MLC )	SUPERANNUATION	1,833.74
DD26896.4	01/01/2024	MY NORTH SUPER (THE TRUSTEE FOR WEALTH PERSONAL SUPERANNUATION & PENSION FUND)	SUPERANNUATION	2,034.47



Eastern Metropolitan Regional Council

CEO's DELEGATED PAYMENTS LIST  
FOR THE MONTHS OF NOVEMBER 2023, DECEMBER 2023 & JANUARY 2024

Cheque / EFT No	Date	Payee		Amount
DD26896.5	01/01/2024	CBUS INDUSTRY SUPER	SUPERANNUATION	3,245.17
DD26896.6	01/01/2024	RETIREMENT PORTFOLIO SERVICE (ANZ SMART CHOICE SUPER)	SUPERANNUATION	1,212.18
DD26896.7	01/01/2024	MLC SUPER FUND	SUPERANNUATION	794.17
DD26896.8	01/01/2024	FIRST SUPER	SUPERANNUATION	1,211.54
DD26896.9	01/01/2024	HUB24 SUPER FUND	SUPERANNUATION	294.58
DD26896.10	01/01/2024	UNISUPER	SUPERANNUATION	303.24
DD26896.11	01/01/2024	MERCER SMART SUPER PLAN	SUPERANNUATION	422.54
DD26896.12	01/01/2024	AMP FLEXIBLE LIFETIME SUPER	SUPERANNUATION	1,287.60
DD26896.13	01/01/2024	COLONIAL FIRST STATE FIRSTCHOICE	SUPERANNUATION	561.69
DD26896.14	01/01/2024	EQUIPSUPER SUPERANNUATION FUND	SUPERANNUATION	388.70
DD26896.15	01/01/2024	AUSTRALIAN ETHICAL SUPER	SUPERANNUATION	349.55
DD26896.16	01/01/2024	TELSTRA SUPERANNUATION SCHEME	SUPERANNUATION	159.73
DD26896.17	01/01/2024	THE TRUSTEE FOR PICKWORTH SUPERANNUATION FUND	SUPERANNUATION	314.20
DD26896.18	01/01/2024	LEGALSUPER	SUPERANNUATION	585.87
DD26896.19	01/01/2024	HOSTPLUS SUPERANNUATION FUND	SUPERANNUATION	5,846.29
DD26896.20	01/01/2024	PANORAMA SUPER	SUPERANNUATION	672.29
DD26896.21	01/01/2024	AUSTRALIAN SUPER	SUPERANNUATION	13,567.50
DD26896.22	01/01/2024	RETAIL EMPLOYEES SUPERANNUATION TRUST (REST SUPER)	SUPERANNUATION	1,509.38
DD26896.23	01/01/2024	AUSTRALIAN RETIREMENT TRUST	SUPERANNUATION	4,962.88
DD26896.24	01/01/2024	ONEPATH MASTERFUND (ANZ)	SUPERANNUATION	336.78
2471	15/11/2023	BLUE ENGINEERING S.R.L	CONSULTING FEES - WWtE	14,192.23
2472	01/11/2023	SUNCORP BANK	TERM DEPOSIT INVESTMENT	3,000,000.00
2473	08/11/2023	SUNCORP BANK	TERM DEPOSIT INVESTMENT	3,000,000.00
2474	15/11/2023	ANZ BANKING GROUP	TERM DEPOSIT INVESTMENT	2,000,000.00
2475	15/11/2023	SUNCORP BANK	TERM DEPOSIT INVESTMENT	1,000,000.00
2476	15/11/2023	ANZ BANKING GROUP	TERM DEPOSIT INVESTMENT	4,000,000.00
2477	15/11/2023	SUNCORP BANK	TERM DEPOSIT INVESTMENT	2,500,000.00
2478	14/11/2023	WBC - CORPORATE MASTERCARD - A PATEL	CREDIT CARD PURCHASES	11.33
2479	14/11/2023	WBC - CORPORATE MASTERCARD - BRADLEY LACEY	CREDIT CARD PURCHASES	729.05
2480	14/11/2023	WBC - CORPORATE MASTERCARD - DAVID SCHMIDT	CREDIT CARD PURCHASES	962.90
2481	14/11/2023	WBC - CORPORATE MASTERCARD - H LIEW	CREDIT CARD PURCHASES	167.70
2482	14/11/2023	WBC - CORPORATE MASTERCARD - IZABELLA KRZYSKO	CREDIT CARD PURCHASES	2,848.65
2483	14/11/2023	WBC - CORPORATE MASTERCARD - KIRI CAREW	CREDIT CARD PURCHASES	1,547.56
2484	14/11/2023	WBC - CORPORATE MASTERCARD - MARCUS GEISLER	CREDIT CARD PURCHASES	123.87
2485	14/11/2023	WBC - CORPORATE MASTERCARD - MARINDA ROUX	CREDIT CARD PURCHASES	4,724.50
2486	14/11/2023	WBC - CORPORATE MASTERCARD - S FITZPATRICK	CREDIT CARD PURCHASES	515.58



Eastern Metropolitan Regional Council

CEO's DELEGATED PAYMENTS LIST  
FOR THE MONTHS OF NOVEMBER 2023, DECEMBER 2023 & JANUARY 2024

Cheque / EFT No	Date	Payee		Amount
2487	14/11/2023	WBC - CORPORATE MASTERCARD - SINEAD O'NEILL	CREDIT CARD PURCHASES	212.91
2488	14/11/2023	WBC - CORPORATE MASTERCARD - T BEINHAEUER	CREDIT CARD PURCHASES	2,904.59
2489	14/11/2023	WBC - CORPORATE MASTERCARD - T ECKSTEIN	CREDIT CARD PURCHASES	1,837.00
2490	14/11/2023	WBC - CORPORATE MASTERCARD - W HARRIS	CREDIT CARD PURCHASES	2,156.40
2491	14/11/2023	WBC - CORPORATE MASTERCARD - Z WILLIAMSON	CREDIT CARD PURCHASES	281.25
2492	21/11/2023	AUSTRACLEAR LIMITED (ASX)	FINANCIAL SERVICES FEE	35.20
2493	05/12/2023	WESTPAC BANKING CORPORATION	TERM DEPOSIT INVESTMENT	2,500,000.00
2494	12/12/2023	FUTURE-FIT LTD	STAFF TRAINING	3,962.26
2495	12/12/2023	HAAS HOLZZERKLEINERUNGS - UND FORDERTECHNIK GMBH	PLANT PART - GRINDER	14,732.80
2496	15/12/2023	AMP BANK	TERM DEPOSIT INVESTMENT	2,000,000.00
2497	15/12/2023	WBC - CORPORATE MASTERCARD - A PATEL	CREDIT CARD PURCHASES	1,545.50
2498	15/12/2023	WBC - CORPORATE MASTERCARD - ANNETTE NORTH	CREDIT CARD PURCHASES	5.66
2499	15/12/2023	WBC - CORPORATE MASTERCARD - BRADLEY LACEY	CREDIT CARD PURCHASES	3,785.22
2500	15/12/2023	WBC - CORPORATE MASTERCARD - DAVID SCHMIDT	CREDIT CARD PURCHASES	3,586.93
2501	15/12/2023	WBC - CORPORATE MASTERCARD - GANGA DEVI	CREDIT CARD PURCHASES	5.66
2502	15/12/2023	WBC - CORPORATE MASTERCARD - H LIEW	CREDIT CARD PURCHASES	936.26
2503	15/12/2023	WBC - CORPORATE MASTERCARD - K NAKHONTHAT	CREDIT CARD PURCHASES	315.03
2504	15/12/2023	WBC - CORPORATE MASTERCARD - KIRI CAREW	CREDIT CARD PURCHASES	746.14
2505	15/12/2023	WBC - CORPORATE MASTERCARD - MARCUS GEISLER	CREDIT CARD PURCHASES	1,451.65
2506	15/12/2023	WBC - CORPORATE MASTERCARD - S FITZPATRICK	CREDIT CARD PURCHASES	319.29
2507	15/12/2023	WBC - CORPORATE MASTERCARD - SINEAD O'NEILL	CREDIT CARD PURCHASES	337.55
2508	15/12/2023	WBC - CORPORATE MASTERCARD - T BEINHAEUER	CREDIT CARD PURCHASES	909.84
2509	15/12/2023	WBC - CORPORATE MASTERCARD - T ECKSTEIN	CREDIT CARD PURCHASES	585.62
2510	15/12/2023	WBC - CORPORATE MASTERCARD - W HARRIS	CREDIT CARD PURCHASES	1,189.80
2511	15/12/2023	WBC - CORPORATE MASTERCARD - WILLIAM RAD	CREDIT CARD PURCHASES	142.10
2512	15/12/2023	WBC - CORPORATE MASTERCARD - Z WILLIAMSON	CREDIT CARD PURCHASES	2,065.60
2513	21/12/2023	AUSTRACLEAR LIMITED (ASX)	FINANCIAL SERVICES FEE	57.20
2514	21/12/2023	AUSTRACLEAR LIMITED (ASX)	FINANCIAL SERVICES FEE	896.50
2515	03/01/2024	BLUE ENGINEERING S.R.L	CONSULTING FEES - WWtE	20,303.13
2516	22/01/2024	AUSTRACLEAR LIMITED (ASX)	FINANCIAL SERVICES FEE	16.50
2517	16/01/2024	WBC - CORPORATE MASTERCARD - A PATEL	CREDIT CARD PURCHASES	17.00
2518	16/01/2024	WBC - CORPORATE MASTERCARD - ANNETTE NORTH	CREDIT CARD PURCHASES	257.75
2519	16/01/2024	WBC - CORPORATE MASTERCARD - BRADLEY LACEY	CREDIT CARD PURCHASES	1,682.58
2520	16/01/2024	WBC - CORPORATE MASTERCARD - DAVID SCHMIDT	CREDIT CARD PURCHASES	1,031.90
2521	16/01/2024	WBC - CORPORATE MASTERCARD - FRANK HUA HIM KUA	CREDIT CARD PURCHASES	17.00
2522	16/01/2024	WBC - CORPORATE MASTERCARD - GANGA DEVI	CREDIT CARD PURCHASES	17.00



Eastern Metropolitan Regional Council

CEO's DELEGATED PAYMENTS LIST  
FOR THE MONTHS OF NOVEMBER 2023, DECEMBER 2023 & JANUARY 2024

Cheque / EFT No	Date	Payee		Amount
2523	16/01/2024	WBC - CORPORATE MASTERCARD - H LIEW	CREDIT CARD PURCHASES	146.96
2524	16/01/2024	WBC - CORPORATE MASTERCARD - IZABELLA KRZYSKO	CREDIT CARD PURCHASES	17.00
2525	16/01/2024	WBC - CORPORATE MASTERCARD - K NAKHONTHAT	CREDIT CARD PURCHASES	1,709.52
2526	16/01/2024	WBC - CORPORATE MASTERCARD - KIRI CAREW	CREDIT CARD PURCHASES	2,118.47
2527	16/01/2024	WBC - CORPORATE MASTERCARD - MARCUS GEISLER	CREDIT CARD PURCHASES	75.76
2528	16/01/2024	WBC - CORPORATE MASTERCARD - MARINDA ROUX	CREDIT CARD PURCHASES	106.80
2529	16/01/2024	WBC - CORPORATE MASTERCARD - S FITZPATRICK	CREDIT CARD PURCHASES	963.53
2530	16/01/2024	WBC - CORPORATE MASTERCARD - SINEAD O'NEILL	CREDIT CARD PURCHASES	17.00
2531	16/01/2024	WBC - CORPORATE MASTERCARD - T BEINHAEUER	CREDIT CARD PURCHASES	1,889.60
2532	16/01/2024	WBC - CORPORATE MASTERCARD - T ECKSTEIN	CREDIT CARD PURCHASES	2,883.03
2533	16/01/2024	WBC - CORPORATE MASTERCARD - W HARRIS	CREDIT CARD PURCHASES	1,114.15
2534	16/01/2024	WBC - CORPORATE MASTERCARD - Z WILLIAMSON	CREDIT CARD PURCHASES	863.27
2535	08/01/2024	SUNCORP BANK	TERM DEPOSIT INVESTMENT	3,000,000.00
<b>SUB TOTAL</b>				<b>44,695,042.72</b>
<b>LESS CANCELLED EFTs &amp; CHEQUES</b>				
EFT55666	12/01/2024	RAUBEX CONSTRUCTION	LEACHATE POND DEEPENING - RED HILL	-222,406.57
EFT55721	19/01/2024	JAPANESE TRUCK & BUS SPARES P/L	PLANT PARTS	-134.80
EFT55763	25/01/2024	AUSTRALIAN HVAC SERVICES	AIRCONDITIONING MAINTENANCE AT ASCOT PLACE	-550.50
<b>SUB TOTAL</b>				<b>-223,091.87</b>
<b>TOTAL</b>				<b>44,471,950.85</b>
<b>REPORT</b>				
<b>Bank Code</b>	<b>Bank</b>			
<b>EMRC - Municipal Fund</b>				<b>44,471,950.85</b>

All Employee Superannuation obligations for the period November 2023 to January 2024 have been paid by the EMRC.





## Eastern Metropolitan Regional Council

PURCHASING CARDS AND CREDIT CARDS PAYMENTS LIST  
FOR THE MONTHS OF NOVEMBER 2023, DECEMBER 2023 & JANUARY 2024

Cheque / EFT No	Date	Payee		Amount	EFT Amount
EFT55154		BUNNINGS GROUP LTD			198.60
	27/10/2023	SITE SUPERVISOR - HZ	HARDWARE SUPPLIES	48.92	
	02/11/2023	SITE SUPERVISOR - HZ	HARDWARE SUPPLIES	149.68	
EFT55286		BUNNINGS GROUP LTD			160.89
	03/11/2023	TEAM LEADER TRANSFER STATION - BW	HARDWARE SUPPLIES	160.89	
EFT55389		BUNNINGS GROUP LTD			327.87
	24/11/2023	TEAM LEADER LANDFILL OPERATIONS - RH	HARDWARE SUPPLIES	327.87	
EFT55530		BUNNINGS GROUP LTD			832.91
	26/10/2023	TEAM LEADER TRANSFER STATION - BW	HARDWARE SUPPLIES	11.94	
	29/11/2023	SITE SUPERVISOR - HZ	HARDWARE SUPPLIES	678.86	
	27/11/2023	SITE SUPERVISOR - HZ	HARDWARE SUPPLIES	142.11	
EFT55630		BUNNINGS GROUP LTD			88.16
	19/12/2023	SITE SUPERVISOR - HZ	HARDWARE SUPPLIES	88.16	
EFT54963		WEX MOTORPASS			3,622.21
	09/10/2023	COORDINATOR, SALES AND MARKETING	FUEL PURCHASE	75.73	
	19/10/2023	COORDINATOR, SALES AND MARKETING	FUEL PURCHASE	80.99	
	10/10/2023	MANAGER, RED HILL WASTE MANAGEMENT FACILITY	ROADSIDE ASSIST	9.08	
	19/10/2023	MANAGER, RED HILL WASTE MANAGEMENT FACILITY	FUEL PURCHASE	126.78	
	25/10/2023	MANAGER, RED HILL WASTE MANAGEMENT FACILITY	FUEL PURCHASE	60.76	
	04/10/2023	COORDINATOR WORKPLACE HEALTH & SAFETY	FUEL PURCHASE	152.96	
	13/10/2023	COORDINATOR WORKPLACE HEALTH & SAFETY	FUEL PURCHASE	136.20	
	23/10/2023	COORDINATOR WORKPLACE HEALTH & SAFETY	FUEL PURCHASE	141.66	
	06/10/2023	CHIEF OPERATING OFFICER (COO)	FUEL PURCHASE	145.85	
	06/10/2023	CHIEF OPERATING OFFICER (COO)	SUNDRIES (WILL BE REIMBURSED)	5.50	
	13/10/2023	CHIEF OPERATING OFFICER (COO)	FUEL PURCHASE	123.11	
	18/10/2023	CHIEF OPERATING OFFICER (COO)	FUEL PURCHASE	87.59	
	26/10/2023	CHIEF OPERATING OFFICER (COO)	FUEL PURCHASE	141.46	
	05/10/2023	SALES AND MARKETING REPRESENTATIVE 1	FUEL PURCHASE	101.30	
	13/10/2023	SALES AND MARKETING REPRESENTATIVE 1	FUEL PURCHASE	87.46	
	23/10/2023	SALES AND MARKETING REPRESENTATIVE 1	FUEL PURCHASE	83.32	
	05/10/2023	WOOD WASTE TEAM	ROADSIDE ASSIST	6.88	
	31/10/2023	WOOD WASTE TEAM	NEW CARD	8.00	
	10/10/2023	WASTE ENVIRONMENT - POOL CAR	ROADSIDE ASSIST	9.08	
	12/10/2023	WASTE ENVIRONMENT - POOL CAR	FUEL PURCHASE	119.41	
	19/10/2023	WASTE ENVIRONMENT - POOL CAR	FUEL PURCHASE	84.79	
	25/10/2023	WASTE ENVIRONMENT - POOL CAR	FUEL PURCHASE	88.59	
	31/10/2023	MANAGER, RED HILL WASTE MANAGEMENT FACILITY	NEW CARD	8.00	
	10/10/2023	POOL CAR - 2	ROADSIDE ASSIST	9.08	
	12/10/2023	POOL CAR - 2	FUEL PURCHASE	92.38	
	02/10/2023	SITE SUPERVISOR - GG	ROADSIDE ASSIST	9.08	
	31/10/2023	WORKS CO-ORDINATOR - DG	NEW CARD	8.00	
	06/10/2023	CHIEF FINANCIAL OFFICER (CFO)	FUEL PURCHASE	115.41	
	16/10/2023	CHIEF FINANCIAL OFFICER (CFO)	FUEL PURCHASE	106.62	
	28/10/2023	CHIEF FINANCIAL OFFICER (CFO)	FUEL PURCHASE	134.12	
	08/10/2023	SALES AND MARKETING REPRESENTATIVE 2	FUEL PURCHASE	88.22	
	16/10/2023	SALES AND MARKETING REPRESENTATIVE 2	FUEL PURCHASE	89.33	
	24/10/2023	SALES AND MARKETING REPRESENTATIVE 2	ROADSIDE ASSIST	9.08	



Eastern Metropolitan Regional Council

PURCHASING CARDS AND CREDIT CARDS PAYMENTS LIST  
FOR THE MONTHS OF NOVEMBER 2023, DECEMBER 2023 & JANUARY 2024

Cheque / EFT No	Date	Payee		Amount	EFT Amount
	27/10/2023	SALES AND MARKETING REPRESENTATIVE 2	FUEL PURCHASE	91.07	
	10/10/2023	HEAVY DUTY MECHANIC	ROADSIDE ASSIST	9.08	
	22/10/2023	MANAGER ENGINEERING	FUEL PURCHASE	90.42	
	31/10/2023	MANAGER ENGINEERING	NEW CARD	8.00	
	03/10/2023	SITE SUPERVISOR - HZ	ROADSIDE ASSIST	9.08	
	10/10/2023	POOL CAR - 1	ROADSIDE ASSIST	9.08	
	10/10/2023	POOL CAR - 1	FUEL PURCHASE	66.46	
	24/10/2023	POOL CAR - 1	FUEL PURCHASE	75.38	
	02/10/2023	SITE ENGINEER	FUEL PURCHASE	129.69	
	10/10/2023	TEAM LEADER COLLECTIONS	ROADSIDE ASSIST	9.08	
	18/10/2023	MANAGER OPERATIONS	FUEL PURCHASE	91.13	
	24/10/2023	MANAGER OPERATIONS	FUEL PURCHASE	87.04	
	30/10/2023	MANAGER OPERATIONS	FUEL PURCHASE	88.42	
	06/10/2023	MINOR PLANT FOR RED HILL	FUEL PURCHASE	202.05	
	06/10/2023	RESOURCE RECOVER POOL CAR	FUEL PURCHASE	101.33	
	10/10/2023	RESOURCE RECOVER POOL CAR	ROADSIDE ASSIST	9.08	
EFT55264		WEX MOTORPASS			3,656.42
	08/11/2023	POOL CAR - IT	FUEL PURCHASE	69.04	
	30/11/2023	POOL CAR - IT	MANAGEMENT FEE	4.00	
	02/11/2023	COORDINATOR, SALES AND MARKETING	FUEL PURCHASE	87.26	
	30/11/2023	COORDINATOR, SALES AND MARKETING	MANAGEMENT FEE	4.00	
	10/11/2023	HAZELMERE POOL CAR	FUEL PURCHASE	88.05	
	30/11/2023	HAZELMERE POOL CAR	MANAGEMENT FEE	4.00	
	10/11/2023	WASTE ENVIRONMENT - POOL CAR	ROADSIDE ASSIST	9.08	
	30/11/2023	WASTE ENVIRONMENT - POOL CAR	MANAGEMENT FEE	4.00	
	04/11/2023	COORDINATOR WORKPLACE HEALTH & SAFETY	FUEL PURCHASE	154.14	
	12/11/2023	COORDINATOR WORKPLACE HEALTH & SAFETY	FUEL PURCHASE	157.59	
	19/11/2023	COORDINATOR WORKPLACE HEALTH & SAFETY	FUEL PURCHASE	121.08	
	23/11/2023	COORDINATOR WORKPLACE HEALTH & SAFETY	FUEL PURCHASE	128.22	
	27/11/2023	COORDINATOR WORKPLACE HEALTH & SAFETY	FUEL PURCHASE	131.44	
	30/11/2023	COORDINATOR WORKPLACE HEALTH & SAFETY	MANAGEMENT FEE	4.00	
	3/11/2023	CHIEF OPERATING OFFICER (COO)	FUEL PURCHASE	150.10	
	15/11/2023	CHIEF OPERATING OFFICER (COO)	FUEL PURCHASE	119.92	
	20/11/2023	CHIEF OPERATING OFFICER (COO)	FUEL PURCHASE	106.08	
	24/11/2023	CHIEF OPERATING OFFICER (COO)	FUEL PURCHASE	100.50	
	30/11/2023	CHIEF OPERATING OFFICER (COO)	MANAGEMENT FEE	4.00	
	30/11/2023	POOL VEHICLE - COROLLA	NEW CARD FEE	8.00	
	30/11/2023	POOL VEHICLE - COROLLA	MANAGEMENT FEE	4.00	
	31/10/2023	SALES AND MARKETING REPRESENTATIVE 1	FUEL PURCHASE	82.04	
	8/11/2023	SALES AND MARKETING REPRESENTATIVE 1	FUEL PURCHASE	104.10	
	17/11/2023	SALES AND MARKETING REPRESENTATIVE 1	FUEL PURCHASE	85.84	
	29/11/2023	SALES AND MARKETING REPRESENTATIVE 1	FUEL PURCHASE	105.30	
	30/11/2023	SALES AND MARKETING REPRESENTATIVE 1	MANAGEMENT FEE	4.00	
	7/11/2023	HAZELMERE MINOR PLANT	FUEL PURCHASE	78.25	
	29/11/2023	HAZELMERE MINOR PLANT	FUEL PURCHASE	100.60	
	30/11/2023	HAZELMERE MINOR PLANT	MANAGEMENT FEE	4.00	
	5/11/2023	WOOD WASTE TEAM	ROADSIDE ASSIST	6.88	



Eastern Metropolitan Regional Council

PURCHASING CARDS AND CREDIT CARDS PAYMENTS LIST  
FOR THE MONTHS OF NOVEMBER 2023, DECEMBER 2023 & JANUARY 2024

Cheque / EFT No	Date	Payee		Amount	EFT Amount
	18/11/2023	WOOD WASTE TEAM	FUEL PURCHASE	50.59	
	18/11/2023	WOOD WASTE TEAM	FUEL PURCHASE	60.54	
	18/11/2023	WOOD WASTE TEAM	FUEL PURCHASE	122.31	
	18/11/2023	WOOD WASTE TEAM	MANAGEMENT FEE	4.00	
	2/11/2023	WASTE ENVIRONMENT - POOL CAR	FUEL PURCHASE	121.18	
	10/11/2023	WASTE ENVIRONMENT - POOL CAR	ROADSIDE ASSIST	9.08	
	30/11/2023	WASTE ENVIRONMENT - POOL CAR	MANAGEMENT FEE	4.00	
	30/11/2023	MANAGER, RED HILL WASTE MANAGEMENT FACILITY	MANAGEMENT FEE	4.00	
	10/11/2023	POOL CAR - 2	ROADSIDE ASSIST	9.08	
	23/11/2023	POOL CAR - 2	FUEL PURCHASE	69.44	
	30/11/2023	POOL CAR - 2	MANAGEMENT FEE	4.00	
	2/11/2023	SITE SUPERVISOR - RH	ROADSIDE ASSIST	9.08	
	30/11/2023	SITE SUPERVISOR - RH	MANAGEMENT FEE	4.00	
	30/11/2023	SITE SUPERVISOR - HZ	MANAGEMENT FEE	4.00	
	30/11/2023	TEAM LEADER LANDFILL OPERATIONS	MANAGEMENT FEE	4.00	
	12/11/2023	CHIEF FINANCIAL OFFICER (CFO)	FUEL PURCHASE	119.79	
	26/11/2023	CHIEF FINANCIAL OFFICER (CFO)	FUEL PURCHASE	107.82	
	30/11/2023	CHIEF FINANCIAL OFFICER (CFO)	MANAGEMENT FEE	4.00	
	24/11/2023	SALES AND MARKETING REPRESENTATIVE 2	ROADSIDE ASSIST	9.08	
	24/11/2023	SALES AND MARKETING REPRESENTATIVE 2	FUEL PURCHASE	91.11	
	30/11/2023	SALES AND MARKETING REPRESENTATIVE 2	MANAGEMENT FEE	4.00	
	10/11/2023	HEAVY DUTY MECHANIC	ROADSIDE ASSIST	9.08	
	30/11/2023	HEAVY DUTY MECHANIC	MANAGEMENT FEE	4.00	
	16/11/2023	MANAGER ENGINEERING	FUEL PURCHASE	154.75	
	30/11/2023	MANAGER ENGINEERING	MANAGEMENT FEE	4.00	
	10/11/2023	POOL CAR - 1	ROADSIDE ASSIST	9.08	
	30/11/2023	POOL CAR - 1	MANAGEMENT FEE	4.00	
	30/11/2023	SITE ENGINEER	MANAGEMENT FEE	4.00	
	10/11/2023	TEAM LEADER COLLECTIONS	ROADSIDE ASSIST	9.08	
	30/11/2023	TEAM LEADER COLLECTIONS	MANAGEMENT FEE	4.00	
	6/11/2023	MANAGER OPERATIONS	FUEL PURCHASE	78.18	
	13/11/2023	MANAGER OPERATIONS	FUEL PURCHASE	85.21	
	20/11/2023	MANAGER OPERATIONS	FUEL PURCHASE	88.59	
	28/11/2023	MANAGER OPERATIONS	FUEL PURCHASE	78.73	
	30/11/2023	MANAGER OPERATIONS	MANAGEMENT FEE	4.00	
	30/11/2023	POOL VEHICLE - RANGER	NEW CARD	8.00	
	30/11/2023	POOL VEHICLE - RANGER	MANAGEMENT FEE	4.00	
	14/11/2023	MINOR PLANT FOR RED HILL	FUEL PURCHASE	126.00	
	30/11/2023	MINOR PLANT FOR RED HILL	MANAGEMENT FEE	4.00	
	2/11/2023	RESOURCE RECOVER POOL CAR	FUEL PURCHASE	110.36	
	10/11/2023	RESOURCE RECOVER POOL CAR	ROADSIDE ASSIST	9.08	
	30/11/2023	RESOURCE RECOVER POOL CAR	MANAGEMENT FEE	4.00	
	7/11/2023	EXPRESS DELIVERY FEE	EXPRESS DELIVERY FEE	9.67	
EFT55609		WEX MOTORPASS			2,741.41
	08/12/2023	POOL CAR - IT	FUEL PURCHASE	79.35	
	31/12/2023	POOL CAR - IT	MANAGEMENT FEE	4.00	
	31/12/2023	COORDINATOR SALES AND MARKETING	MANAGEMENT FEE	4.00	



Eastern Metropolitan Regional Council

PURCHASING CARDS AND CREDIT CARDS PAYMENTS LIST  
FOR THE MONTHS OF NOVEMBER 2023, DECEMBER 2023 & JANUARY 2024

Cheque / EFT No	Date	Payee		Amount	EFT Amount
	31/12/2023	HAZELMERE POOL CAR	MANAGEMENT FEE	4.00	
	02/12/2023	COORDINATOR WORKPLACE HEALTH & SAFETY	FUEL PURCHASE	126.19	
	06/12/2023	COORDINATOR WORKPLACE HEALTH & SAFETY	FUEL PURCHASE	131.91	
	11/12/2023	COORDINATOR WORKPLACE HEALTH & SAFETY	FUEL PURCHASE	130.77	
	15/12/2023	COORDINATOR WORKPLACE HEALTH & SAFETY	FUEL PURCHASE	131.05	
	27/12/2023	COORDINATOR WORKPLACE HEALTH & SAFETY	FUEL PURCHASE	117.04	
	31/12/2023	COORDINATOR WORKPLACE HEALTH & SAFETY	MANAGEMENT FEE	4.00	
	06/10/2023	CHIEF OPERATING OFFICER (COO)	SUNDRIES REIMBURSEMENT	-6.33	
	01/12/2023	CHIEF OPERATING OFFICER (COO)	FUEL PURCHASE	134.13	
	13/12/2023	CHIEF OPERATING OFFICER (COO)	FUEL PURCHASE	116.07	
	31/12/2023	CHIEF OPERATING OFFICER (COO)	MANAGEMENT FEE	4.00	
	01/12/2023	POOL VEHICLE - COROLLA	ROADSIDE ASSIST	9.08	
	22/12/2023	POOL VEHICLE - COROLLA	FUEL PURCHASE	53.81	
	31/12/2023	POOL VEHICLE - COROLLA	MANAGEMENT FEE	4.00	
	08/12/2023	SALES AND MARKETING REPRESENTATIVE 1	FUEL PURCHASE	87.72	
	22/12/2023	SALES AND MARKETING REPRESENTATIVE 1	FUEL PURCHASE	87.73	
	31/12/2023	SALES AND MARKETING REPRESENTATIVE 1	MANAGEMENT FEE	4.00	
	31/12/2023	HAZELMERE MINOR PLANT	MANAGEMENT FEE	4.00	
	3/12/2023	WOOD WASTE TEAM	FUEL PURCHASE	125.91	
	5/12/2023	WOOD WASTE TEAM	ROADSIDE ASSIST	6.88	
	21/12/2023	WOOD WASTE TEAM	FUEL PURCHASE	106.16	
	31/12/2023	WOOD WASTE TEAM	MANAGEMENT FEE	4.00	
	7/12/2023	WASTE ENVIRONMENT - POOL CAR	FUEL PURCHASE	93.25	
	10/12/2023	WASTE ENVIRONMENT - POOL CAR	ROADSIDE ASSIST	9.08	
	31/12/2023	WASTE ENVIRONMENT - POOL CAR	MANAGEMENT FEE	4.00	
	31/12/2023	MANAGER, RED HILL WASTE MANAGEMENT FACILITY	MANAGEMENT FEE	4.00	
	10/12/2023	POOL CAR - 2	ROADSIDE ASSIST	9.08	
	31/12/2023	POOL CAR - 2	MANAGEMENT FEE	4.00	
	2/12/2023	SITE SUPERVISOR - RH	ROADSIDE ASSIST	9.08	
	31/12/2023	SITE SUPERVISOR - RH	MANAGEMENT FEE	4.00	
	31/12/2023	SITE SUPERVISOR - HZ	MANAGEMENT FEE	4.00	
	31/12/2023	TEAM LEADER LANDFILL OPERATIONS	MANAGEMENT FEE	4.00	
	6/12/2023	CHIEF FINANCIAL OFFICER (CFO)	FUEL PURCHASE	139.42	
	31/12/2023	CHIEF FINANCIAL OFFICER (CFO)	MANAGEMENT FEE	4.00	
	4/12/2023	SALES AND MARKETING REPRESENTATIVE 2	FUEL PURCHASE	84.10	
	10/12/2023	SALES AND MARKETING REPRESENTATIVE 2	FUEL PURCHASE	83.67	
	18/12/2023	SALES AND MARKETING REPRESENTATIVE 2	FUEL PURCHASE	75.37	
	24/12/2023	SALES AND MARKETING REPRESENTATIVE 2	ROADSIDE ASSIST	9.08	
	31/12/2023	SALES AND MARKETING REPRESENTATIVE 2	MANAGEMENT FEE	4.00	
	10/12/2023	HEAVY DUTY MECHANIC	ROADSIDE ASSIST	9.08	
	31/12/2023	HEAVY DUTY MECHANIC	MANAGEMENT FEE	4.00	
	31/12/2023	MANAGER ENGINEERING	MANAGEMENT FEE	4.00	
	3/12/2023	SITE ENGINEER	FUEL PURCHASE	140.42	
	31/12/2023	SITE ENGINEER	MANAGEMENT FEE	4.00	
	10/12/2023	TEAM LEADER COLLECTIONS	ROADSIDE ASSIST	9.08	
	31/12/2023	TEAM LEADER COLLECTIONS	MANAGEMENT FEE	4.00	
	4/12/2023	MANAGER OPERATIONS	FUEL PURCHASE	82.97	



Eastern Metropolitan Regional Council

PURCHASING CARDS AND CREDIT CARDS PAYMENTS LIST  
FOR THE MONTHS OF NOVEMBER 2023, DECEMBER 2023 & JANUARY 2024

Cheque / EFT No	Date	Payee		Amount	EFT Amount
	12/12/2023	MANAGER OPERATIONS	FUEL PURCHASE	77.06	
	18/12/2023	MANAGER OPERATIONS	FUEL PURCHASE	76.17	
	26/12/2023	MANAGER OPERATIONS	FUEL PURCHASE	70.88	
	31/12/2023	MANAGER OPERATIONS	MANAGEMENT FEE	4.00	
	6/12/2023	POOL VEHICLE - RANGER	FUEL PURCHASE	126.87	
	31/12/2023	POOL VEHICLE - RANGER	MANAGEMENT FEE	4.00	
	31/12/2023	MINOR PLANT FOR RED HILL	MANAGEMENT FEE	4.00	
	10/12/2023	RESOURCE RECOVER POOL CAR	ROADSIDE ASSIST	9.08	
	12/12/2023	RESOURCE RECOVER POOL CAR	FUEL PURCHASE	90.20	
	31/12/2023	RESOURCE RECOVER POOL CAR	MANAGEMENT FEE	4.00	
2478	14/11/2023	WBC - CORPORATE MASTERCARD - A PATEL			11.33
	2/11/2023	CARD FEE	CARD FEE	11.33	
2479	14/11/2023	WBC - CORPORATE MASTERCARD - BRADLEY LACEY			729.05
	16/10/2023	HALLITE TRANSEALS	PLANT SPARE PARTS	410.25	
	17/10/2023	HALLITE TRANSEALS	PLANT SPARE PARTS	29.20	
	19/10/2023	TATHYA PTY LTD	CATERING COSTS	39.60	
	20/10/2023	FREO HAND CAR WASH	CAR MAINTENANCE	250.00	
2480	14/11/2023	WBC - CORPORATE MASTERCARD - DAVID SCHMIDT			962.90
	3/10/2023	EXETEL PTY LTD	MONTHLY BROADBAND CHARGES	30.28	
	3/10/2023	STARLINK AUSTRALIA	INTERNET	374.00	
	3/10/2023	ZOOM	MONTHLY SUBSCRIPTIONS	57.68	
	12/10/2023	AMAZON	IT SUPPLIES	84.77	
	18/10/2023	AMAZON	IT SUPPLIES	89.00	
	20/10/2023	OPTUS	MOBILE BROADBAND	89.00	
	20/10/2023	AMAZON	IT SUPPLIES	169.00	
	1/11/2023	EXETEL PTY LTD	MONTHLY BROADBAND CHARGES	30.28	
	1/11/2023	SMS BROADCAST PTY LTD	SUBSCRIPTIONS	38.89	
2481	14/11/2023	WBC - CORPORATE MASTERCARD - H LIEW			167.70
	21/10/2023	LOCAL GOVERNMENT SERVICES	WEBINAR REGISTRATION	50.00	
	24/10/2023	CPA AUSTRALIA	STAFF TRAINING	117.70	
2482	14/11/2023	WBC - CORPORATE MASTERCARD - IZABELLA KRZYSKO			2,848.65
	2/10/2023	DEPARTMENT OF TRANSPORT	REGISTRATION	285.30	
	3/10/2023	ICAS PTY LTD	PROCUREMENT TEAM LUNCH	136.54	
	20/10/2023	ALLIED HEAT TRANSFER	PLANT MAINTENANCE	2,173.71	
	30/10/2023	DEPARTMENT OF TRANSPORT	REGISTRATION	253.10	
2483	14/11/2023	WBC - CORPORATE MASTERCARD - KIRI CAREW			1,547.56
	18/10/2023	SP TRADIES WORKWEAR	SAFETY WEAR	224.95	
	18/10/2023	SQ THE 5 FOUR STORE	COFFEE MEETING	10.00	
	24/10/2023	MIDLAND AUTO ONE	WORKSHOP SUPPLY	62.61	
	25/10/2023	CARCO WA	PLANT MAINTENANCE	1,250.00	
2484	14/11/2023	WBC - CORPORATE MASTERCARD - MARCUS GEISLER			123.87
	3/10/2023	DOME	MEETING	55.70	
	4/10/2023	CITY OF PERTH	PARKING	10.10	
	6/10/2023	EASYPARK	PARKING	4.81	
	10/10/2023	WILSON PARKING	PARKING	22.00	
	24/10/2023	WILSON PARKING	PARKING	15.19	
	24/10/2023	THE CROOKED CARROT	MEETING	28.30	



Eastern Metropolitan Regional Council

PURCHASING CARDS AND CREDIT CARDS PAYMENTS LIST  
FOR THE MONTHS OF NOVEMBER 2023, DECEMBER 2023 & JANUARY 2024

Cheque / EFT No	Date	Payee		Amount	EFT Amount
	3/10/2023	UBER	TRAVEL REFUND	-12.23	
2485	14/11/2023	WBC - CORPORATE MASTERCARD - MARINDA ROUX			4,724.50
	18/10/2023	P M R QUARRIES PTY LTD	RH SITE - OPERATE AND MAINTENANCE	4,500.00	
	24/10/2023	KINATICO LTD	EMPLOYMENT - POLICE CHECK	224.50	
2486	14/11/2023	WBC - CORPORATE MASTERCARD - S FITZPATRICK			515.58
	19/10/2023	TWW MIDLAND	SAFETY WEAR	197.95	
	31/10/2023	BRONSON SAFETY PTY LTD	MAINTENANCE	317.63	
2487	14/11/2023	WBC - CORPORATE MASTERCARD - SINEAD O'NEILL			212.91
	19/10/2023	COLES	STAFF AMENITIES	105.60	
	24/10/2023	COLES	STAFF AMENITIES	74.51	
	24/10/2023	DEZZYS DRY CLEANERS	WASHING SITE SAFETY VEST	32.80	
2488	14/11/2023	WBC - CORPORATE MASTERCARD - T BEINHAUER			2,904.59
	3/10/2023	COLES	STAFF AMENITIES	120.29	
	4/10/2023	WEST COAST SHINE	PLANT MAINTENANCE	379.00	
	10/10/2023	COLES	STAFF AMENITIES	103.70	
	13/10/2023	PNEUMATIC SOLUTIONS	PLANT MAINTENANCE	206.80	
	18/10/2023	P M R QUARRIES PTY LTD	RH SITE - OPERATE AND MAINTENANCE	1,861.47	
	24/10/2023	BUNNINGS	SUPPLIES - TAPE	48.18	
	1/11/2023	PNEUMATIC SOLUTIONS	PLANT MAINTENANCE	185.15	
2489	14/11/2023	WBC - CORPORATE MASTERCARD - T ECKSTEIN			1,837.00
	3/10/2023	SUBWAY	DINNER MEETING	238.82	
	5/11/2023	KMART	KITCHEN SUPPLIES	25.20	
	5/10/2023	BUNNINGS	KITCHEN MAINTENANCE	44.95	
	10/10/2023	WOOLWORTHS	STAFF AMENITIES	87.00	
	10/10/2023	WOOLWORTHS	STAFF AWARD GIFT CARDS	125.00	
	11/10/2023	COSTCO	CATERING COSTS	396.63	
	18/10/2023	COSTCO	CATERING COSTS	760.68	
	27/10/2023	OFFICEWORKS	OFFICE SUPPLIES	197.68	
	11/10/2023	BUNNINGS	SUPPLIES REFUND	-38.96	
2490	14/11/2023	WBC - CORPORATE MASTERCARD - W HARRIS			2,156.40
	3/10/2023	EXPRESS ONLINE TRAINING	STAFF TRAINING	34.48	
	4/10/2023	BATTERY WORLD	BATTERY SUPPLIES	489.99	
	6/10/2023	WA NEWS	MONTHLY SUBSCRIPTION	28.00	
	15/10/2023	FAIRFAX SUBSCRIPTION	MONTHLY SUBSCRIPTION	59.00	
	15/10/2023	MAILCHIMP	MONTHLY SUBSCRIPTION	77.42	
	18/10/2023	HOMETIME GROUP PTY LTD	STAFF CONFERENCE ACCOMODATION	1,071.00	
	23/10/2023	FACEBOOK	ADVERTISING COSTS	345.40	
	25/10/2023	CPP COUNCIL HOUSE	PARKING	11.11	
	26/10/2023	BIG W	SPEAKER	40.00	
2491	14/11/2023	WBC - CORPORATE MASTERCARD - Z WILLIAMSON			281.25
	3/10/2023	COLES	STAFF AMENITIES	12.31	
	6/10/2023	WOOLWORTHS	STAFF AMENITIES	20.44	
	9/10/2023	WOOLWORTHS	STAFF AMENITIES	252.24	
	13/10/2023	MIDVALE NEWS & GIFTS	STAFF FAREWELL CARD	9.99	
	16/10/2023	WOOLWORTHS	STAFF AMENITIES	350.70	
	23/10/2023	WOOLWORTHS	STAFF AMENITIES	196.30	
	24/10/2023	STATEWIDE BEARINGS	PLANT MAINTENANCE	105.60	



Eastern Metropolitan Regional Council

PURCHASING CARDS AND CREDIT CARDS PAYMENTS LIST  
FOR THE MONTHS OF NOVEMBER 2023, DECEMBER 2023 & JANUARY 2024

Cheque / EFT No	Date	Payee		Amount	EFT Amount
	27/10/2023	ECOM STAMPS	MAINTENANCE	76.20	
	30/10/2023	WOOLWORTHS	STAFF AMENITIES	230.06	
	5/10/2023	MULTISPARES LTD	REFUND (PLANT MAINTENANCE)	-972.59	
2497	15/12/2023	WBC - CORPORATE MASTERCARD - A PATEL			1,545.50
	30/11/2023	INQUIP PTY LTD	CUSHIONED VIBRATOR	1,490.50	
	30/11/2023	BOB JANE TMART	VEHICLE REPAIR	55.00	
2498	15/12/2023	WBC - CORPORATE MASTERCARD - ANNETTE NORTH			5.66
	3/12/2023	CARD FEE	CARD FEE	5.66	
2499	15/12/2023	WBC - CORPORATE MASTERCARD - BRADLEY LACEY			3,785.22
	16/11/2023	FLUIDPRO PTY LTD	PLANT AND EQUIPMENT	3,668.50	
	26/11/2023	JS AND D PTY LTD	CAR WASH	116.72	
2500	15/12/2023	WBC - CORPORATE MASTERCARD - DAVID SCHMIDT			3,586.93
	2/11/2023	STARLINK AUSTRALIA	INTERNET	374.00	
	2/11/2023	AMAZON	IT SUPPLIES	59.97	
	3/11/2023	ZOOM	MONTHLY SUBSCRIPTIONS	57.68	
	7/11/2023	UMART	IT SOFTWARE	717.00	
	17/11/2023	OPTUS	MOBILE BROADBAND	89.00	
	19/11/2023	AMAZON	ANNUAL MEMBERSHIP	79.00	
	23/11/2023	UMART	IT HARDWARE	1,196.00	
	29/11/2023	PLE COMPUTERS	IT SUPPLIES	687.00	
	29/11/2023	UMART	IT SUPPLIES	297.00	
	1/12/2023	EXETEL PTY LTD	MONTHLY BROADBAND CHARGES	30.28	
2501	15/12/2023	WBC - CORPORATE MASTERCARD - GANGA DEVI			5.66
	3/12/2023	CARD FEE	CARD FEE	5.66	
2502	15/12/2023	WBC - CORPORATE MASTERCARD - H LIEW			936.26
	8/11/2023	CPA AUSTRALIA	STAFF TRAINING	846.26	
	17/11/2023	HARVEST HOPE PTY LTD	STAFF MEETING	90.00	
2503	15/12/2023	WBC - CORPORATE MASTERCARD - K NAKHONTHAT			315.03
	3/11/2023	WEX FUEL CARDS	PURCHASE FUEL	315.03	
2504	15/12/2023	WBC - CORPORATE MASTERCARD - KIRI CAREW			746.14
	11/11/2023	HUNGRY JACKS	STAFF MEETING	47.40	
	15/11/2023	DEPARTMENT OF BIODIVER	LICENCE	155.00	
	15/11/2023	SUBWAY	STAFF MEETING	54.30	
	17/11/2023	BUNNINGS	SUPPLIES	76.44	
	30/11/2023	JTB SPARES	PLANT MAINTENANCE	413.00	
2505	15/12/2023	WBC - CORPORATE MASTERCARD - MARCUS GEISLER			1,451.65
	16/11/2023	CHEEKY BOY ESPRESSO	MEETING	84.00	
	19/11/2023	LIVE PAYMENTS	TAXI - CONFERENCE	67.29	
	22/11/2023	SPOTTO	TAXI - CONFERENCE	80.81	
	22/11/2023	LIVE PAYMENTS	TAXI - CONFERENCE	51.66	
	22/11/2023	GRAND HYATT	ACCOMODATIONS - CONFERENCE	1,167.89	
2506	15/12/2023	WBC - CORPORATE MASTERCARD - S FITZPATRICK			319.29
	24/11/2023	SAI GLOBAL	STORAGE FOR FLAMMABLE LIQUID	319.29	
2507	15/12/2023	WBC - CORPORATE MASTERCARD - SINEAD O'NEILL			337.55
	7/11/2023	GEOFFREY W WATSON	CATERING COSTS	214.20	
	10/11/2023	CALTEX	STAFF AMENITIES	24.00	
	10/11/2023	BETTER CHOICE	STAFF AMENITIES	18.00	



Eastern Metropolitan Regional Council

PURCHASING CARDS AND CREDIT CARDS PAYMENTS LIST  
FOR THE MONTHS OF NOVEMBER 2023, DECEMBER 2023 & JANUARY 2024

Cheque / EFT No	Date	Payee		Amount	EFT Amount
	14/11/2023	COLES	STAFF AMENITIES	81.35	
2508	15/12/2023	WBC - CORPORATE MASTERCARD - T BEINHAUER			909.84
	14/11/2023	AGPARTS WAREHOUSE	PLANT MAINTENANCE	79.20	
	14/11/2023	EEM26	SITE MAINTENANCE	286.00	
	16/11/2023	MCNAUGHTANS PTY LTD	SITE MAINTENANCE	96.40	
	20/11/2023	BETTER CHOICE	STAFF AMENITIES	24.00	
	21/11/2023	COLES	STAFF AMENITIES	89.03	
	21/11/2023	BETTER CHOICE	STAFF AMENITIES	24.00	
	23/11/2023	BETTER CHOICE	STAFF AMENITIES	24.00	
	24/11/2023	BETTER CHOICE	STAFF AMENITIES	24.00	
	27/11/2023	BETTER CHOICE	STAFF AMENITIES	24.00	
	28/11/2023	COLES	STAFF AMENITIES	132.11	
	28/11/2023	BETTER CHOICE	STAFF AMENITIES	36.00	
	29/11/2023	GIDGEGANNUP BAKERY	STAFF AMENITIES	38.70	
	1/12/2023	GIDGEGANNUP BAKERY	STAFF AMENITIES	32.40	
2509	15/12/2023	WBC - CORPORATE MASTERCARD - T ECKSTEIN			585.62
	6/11/2023	COLES	STAFF AWARD GIFT CARDS	225.00	
	6/11/2023	LIQUORLAND	STAFF AWARD GIFT CARDS	100.00	
	8/11/2023	BIG W	SUPPLIES	72.00	
	13/11/2023	ANGELO STREET MARKET	STAFF AMENITIES	9.98	
	13/11/2023	VIBE	STAFF AMENITIES	24.75	
	22/11/2023	COLES	STAFF AMENITIES	41.40	
	30/11/2023	CAPE TO CAIRO	CATERING COSTS	94.49	
	30/11/2023	COLES	CATERING COSTS	18.00	
2510	15/12/2023	WBC - CORPORATE MASTERCARD - W HARRIS			1,189.80
	1/11/2023	ADVANS EXHIBITION	SIGNAGE	220.00	
	3/11/2023	WA NEWS	MONTHLY SUBSCRIPTIONS	28.00	
	14/11/2023	NTH METROPOLITAN TAFE	STAFF TRAINING	81.60	
	15/11/2023	FAIRFAX SUBSCRIPTION	MONTHLY SUBSCRIPTIONS	59.00	
	15/11/2023	MAILCHIMP	MONTHLY SUBSCRIPTIONS	76.63	
	15/11/2023	PAYPAL NEWSGALLERY	ADVERTISING	22.00	
	14/11/2023	DELI ON WHATLEY	CATERING COSTS	217.50	
	14/11/2023	DELI ON WHATLEY	CATERING COSTS	259.50	
	22/11/2023	OUTDOOR SUPACENTRE	GARDEN MAINTENANCE	139.90	
	23/11/2023	FACEBOOK	ADVERTISING COSTS	85.67	
2511	15/12/2023	WBC - CORPORATE MASTERCARD - WILLIAM RAD			142.10
	3/11/2023	JP AND D PTY LTD	CAR WASH	142.10	
2512	15/12/2023	WBC - CORPORATE MASTERCARD - Z WILLIAMSON			2,065.60
	2/11/2023	WOOLWORTHS	STAFF AMENITIES	300.50	
	2/11/2023	WOOLWORTHS	STAFF CAKE FAREWELL	29.00	
	2/11/2023	GILBERT'S FRESH	STAFF FAREWELL	22.99	
	3/11/2023	OFFICEWORKS	OFFICE SUPPLIES	41.90	
	3/11/2023	HUU THANH	STAFF MORNING TEA	57.50	
	6/11/2023	WOOLWORTHS	STAFF AMENITIES	476.73	
	7/11/2023	GEOFFREY	CATERING COSTS	190.68	
	8/11/2023	BUNNINGS	STORAGE BOXES	123.84	
	13/11/2023	WOOLWORTHS	STAFF AMENITIES	319.33	





Eastern Metropolitan Regional Council

PURCHASING CARDS AND CREDIT CARDS PAYMENTS LIST  
FOR THE MONTHS OF NOVEMBER 2023, DECEMBER 2023 & JANUARY 2024

Cheque / EFT No	Date	Payee		Amount	EFT Amount
	20/11/2023	WOOLWORTHS	STAFF AMENITIES	130.87	
	21/11/2023	JAYCAR ELECTRONICS	PLANT MAINTENANCE	202.65	
	27/11/2023	WOOLWORTHS	STAFF AMENITIES	185.81	
	21/11/2023	WOOLWORTHS	STAFF AMENITIES	-16.20	
2517	16/01/2024	WBC - CORPORATE MASTERCARD - A PATEL			17.00
	02/01/2024	CARD FEE	CARD FEE	17.00	
2518	16/01/2024	WBC - CORPORATE MASTERCARD - ANNETTE NORTH			257.75
	1/12/2023	CALTEX	STAFF AMENITIES	24.00	
	1/12/2023	7-ELEVEN	STAFF AMENITIES	40.00	
	1/12/2023	BUNNINGS	HARDWARE SUPPLIES	146.00	
	11/12/2023	COLES	CATERING COSTS	30.75	
	2/01/2024	CARD FEE	CARD FEE	17.00	
2519	16/01/2024	WBC - CORPORATE MASTERCARD - BRADLEY LACEY			1,682.58
	5/12/2023	UTS	STAFF TRAINING	1,260.00	
	10/12/2023	FREO HAND CAR WASH	CAR WASH	110.00	
	11/12/2023	WOOLWORTHS	STAFF AMENITIES	225.58	
	23/12/2023	FREO HAND CAR WASH	CAR WASH	70.00	
	2/01/2024	CARD FEE	CARD FEE	17.00	
2520	16/01/2024	WBC - CORPORATE MASTERCARD - DAVID SCHMIDT			1,031.90
	3/12/2023	STARLINK AUSTRALIA	INTERNET	374.00	
	3/12/2023	ZOOM	MONTHLY SUBSCRIPTIONS	57.68	
	4/12/2023	CANVA	ANNUAL SUBSCRIPTIONS	164.99	
	4/12/2023	AUSTRALIAN RECOVERIE	RED HILL INTERNET	80.95	
	14/12/2023	UMART	IT HARDWARE	218.00	
	17/12/2023	OPTUS	MOBILE BROADBAND	89.00	
	2/01/2024	EXETEL PTY LTD	MONTHLY BROADBAND CHARGES	30.28	
	2/01/2024	CARD FEE	CARD FEE	17.00	
2521	16/01/2024	WBC - CORPORATE MASTERCARD - FRANK HUA HIM KUA			17.00
	2/01/2024	CARD FEE	CARD FEE	17.00	
2522	16/01/2024	WBC - CORPORATE MASTERCARD - GANGA DEVI			17.00
	2/01/2024	CARD FEE	CARD FEE	17.00	
2523	16/01/2024	WBC - CORPORATE MASTERCARD - H LIEW			146.96
	5/12/2023	COLES	CATERING COSTS	40.00	
	14/12/2023	ANGELO STREET MARKET	CATERING COSTS	89.96	
	2/01/2024	CARD FEE	CARD FEE	17.00	
2524	16/01/2024	WBC - CORPORATE MASTERCARD - IZABELLA KRZYSKO			17.00
	2/01/2024	CARD FEE	CARD FEE	17.00	
2525	16/01/2024	WBC - CORPORATE MASTERCARD - K NAKHONTHAT			1,709.52
	4/12/2023	CPA AUSTRALIA	STAFF CPA MEMBERSHIP	846.26	
	4/12/2023	CPA AUSTRALIA	STAFF CPA MEMBERSHIP	846.26	
	2/01/2024	CARD FEE	CARD FEE	17.00	
2526	16/01/2024	WBC - CORPORATE MASTERCARD - KIRI CAREW			2,118.47
	30/11/2023	BUNNINGS	HARDWARE SUPPLIES	578.26	
	4/12/2023	ST JOHN AMBULANCE	STAFF TRAINING	494.00	
	13/12/2023	ALDI STORES	MEETING CATERING	43.40	
	19/12/2023	HYDRATRANS PTY LTD	PLANT MAINTENANCE	654.50	
	20/12/2023	FP SHERATON	STAFF TRAINING	25.38	



Eastern Metropolitan Regional Council

PURCHASING CARDS AND CREDIT CARDS PAYMENTS LIST  
FOR THE MONTHS OF NOVEMBER 2023, DECEMBER 2023 & JANUARY 2024

Cheque / EFT No	Date	Payee		Amount	EFT Amount
	20/12/2023	PUBLIC TRANSPORT AUTHO PERTH	STAFF TRAINING	5.10	
	22/12/2023	DOMINOS ESTORE	CATERING COSTS	67.15	
	22/12/2023	FOCAL WAY CAFÉ	CATERING COSTS	24.50	
	22/12/2023	DOMINOS	CATERING COSTS	209.18	
	22/12/2023	CARD FEE	CARD FEE	17.00	
2527	16/01/2024	WBC - CORPORATE MASTERCARD - MARCUS GEISLER			75.76
	30/11/2023	CPP COUNCIL HOUSE	PARKING	16.66	
	6/12/2023	CITY OF PERTH	PARKING	10.10	
	2/12/2023	WILSON PARKING	PARKING	32.00	
	2/01/2024	CARD FEE	CARD FEE	17.00	
2528	16/01/2024	WBC - CORPORATE MASTERCARD - MARINDA ROUX			106.80
	12/12/2023	KINATICO LTD	STAFF - POLICE CHECK	89.80	
	2/01/2024	CARD FEE	CARD FEE	17.00	
2529	16/01/2024	WBC - CORPORATE MASTERCARD - S FITZPATRICK			963.53
	7/12/2023	ZEN* MARCUS BAMFORD	RH SITE LICENCE	356.34	
	13/12/2023	WWW.ICHEME.ORG	ANNUAL MEMBERSHIP	590.19	
	2/01/2024	CARD FEE	CARD FEE	17.00	
2530	16/01/2024	WBC - CORPORATE MASTERCARD - SINEAD O'NEILL			17.00
	2/01/2024	CARD FEE	CARD FEE	17.00	
2531	16/01/2024	WBC - CORPORATE MASTERCARD - T BEINHAEUER			1,889.60
	5/12/2023	COLES	STAFF AMENITIES	175.54	
	5/12/2023	BUNNINGS	FOGO TESTING MATERIALS	334.35	
	6/12/2023	AMD WA PTY LTD	CHRISTMAS DRINKS	68.00	
	12/12/2023	COLES	STAFF AMENITIES	127.33	
	15/12/2023	TUNETECH AUTO	WATER PUMP RADIATOR	935.00	
	19/12/2023	COLES	STAFF AMENITIES	84.95	
	20/12/2023	BETTER CHOICE	STAFF AMENITIES	24.00	
	28/12/2023	WOOLWORTHS	STAFF SUPPLIES	22.40	
	2/01/2024	COLES	STAFF AMENITIES	94.76	
	2/01/2024	OFFICEWORKS	OFFICE SUPPLIES	44.97	
	2/01/2024	CARD FEE	CARD FEE	17.00	
	7/12/2023	COST REIMBURSEMENT	STAFF AMENITIES REIMBURSEMENT FROM 29/11/2023	-38.70	
2532	16/01/2024	WBC - CORPORATE MASTERCARD - T ECKSTEIN			2,883.03
	4/12/2023	COSTCO	KITCHEN SUPPLIES AND STAFF AMENITIES	47.97	
	5/12/2023	COLES	STAFF AWARD GIFT CARDS	125.00	
	5/12/2023	UNIFIED	STAFF AWARD GIFT CARDS	101.75	
	5/12/2023	BUNNINGS	STAFF AWARD GIFT CARDS	600.00	
	8/12/2023	UBER	COST TO BE REIMBURSED	16.91	
	11/12/2023	COLES	STAFF AMENITIES	24.00	
	11/12/2023	LIQUORLAND	CHRISTMAS DRINKS	41.00	
	14/12/2023	KMART	STAFF AWARD GIFT CARDS	500.00	
	14/12/2023	WOOLWORTHS	STAFF AWARD GIFT CARDS	500.00	
	16/12/2023	COLES	STAFF AWARD GIFT CARDS	500.00	
	19/12/2023	WOOLWORTHS	STAFF AMENITIES	138.72	
	19/12/2023	COSTCO	CHRISTMAS MORNING TEA	169.93	
	22/12/2023	WOOLWORTHS	STAFF AMENITIES	81.20	
	2/01/2024	UBER	COST TO BE REIMBURSED	19.55	



Eastern Metropolitan Regional Council

PURCHASING CARDS AND CREDIT CARDS PAYMENTS LIST  
FOR THE MONTHS OF NOVEMBER 2023, DECEMBER 2023 & JANUARY 2024

Cheque / EFT No	Date	Payee		Amount	EFT Amount
	2/01/2024	CARD FEE	CARD FEE	17.00	
2533	16/01/2024	WBC - CORPORATE MASTERCARD - W HARRIS			1,114.15
	1/12/2023	WA NEWS	MONTHLY SUBSCRIPTION	28.00	
	15/12/2023	FAIRFAX SUBSCRIPTION	MONTHLY SUBSCRIPTION	59.00	
	15/12/2023	BANKSIA FOUNDATION	AWARD APPLICATION FEE	880.00	
	15/12/2023	MAILCHIMP	MONTHLY SUBSCRIPTION	85.49	
	20/12/2023	CPP COUNCIL HOUSE	PARKING	16.66	
	29/12/2023	WA NEWS	MONTHLY SUBSCRIPTION	28.00	
	2/01/2024	CARD FEE	CARD FEE	17.00	
2534	16/01/2024	WBC - CORPORATE MASTERCARD - Z WILLIAMSON			863.27
	4/12/2023	WOOLWORTHS	STAFF AMENITIES	275.66	
	18/12/2023	WOOLWORTHS	STAFF AMENITIES	251.89	
	27/12/2023	WOOLWORTHS	STAFF AMENITIES	214.97	
	2/01/2024	WOOLWORTHS	STAFF AMENITIES	123.15	
	2/01/2024	CARD FEE	CARD FEE	17.00	
	22/12/2023	WOOLWORTHS	STAFF AMENITIES	-19.40	
		<b>TOTAL</b>			<b>63,507.93</b>

## 14.2 FINANCIAL REPORT FOR PERIOD ENDED 30 NOVEMBER 2023

D2024/00493

### PURPOSE OF REPORT

The purpose of this report is to provide Council with an overview of the EMRC's financial performance for the period ended 30 November 2023.

### KEY POINTS

- Significant year to date budget variances greater than 10% or \$20,000, whichever is the greater, within each nature and type category on the Statement of Comprehensive Income as at 30 November 2023 have been identified and are reported on in the body of the report.

### RECOMMENDATIONS

That Council receives the Statement of Comprehensive Income, Capital Expenditure Statement, Statement of Financial Position, Statement of Cash and Investments and the Investment Report for the period ended 30 November 2023.

### SOURCE OF REPORT

Chief Financial Officer

### BACKGROUND

- 1 It is a requirement of the *Local Government (Financial Management) Regulations 1996 (r.34)* that a Local Government is to prepare and present to Council financial reports in such a form as the Local Government considers to be appropriate.
- 2 Submitted to each meeting of Council is a financial report and summaries which provide an overview of year to date budget performance for operating activities and capital works. Variances greater than 10% or \$20,000, whichever is the greater, within each nature and type category on the Statement of Comprehensive Income are reported on in the body of the report. Also included are end of year forecasts by nature and type for operating activities and end of year forecasts for each capital works project. These forecasts are reviewed regularly in order to provide an accurate forecast of the end of year result.

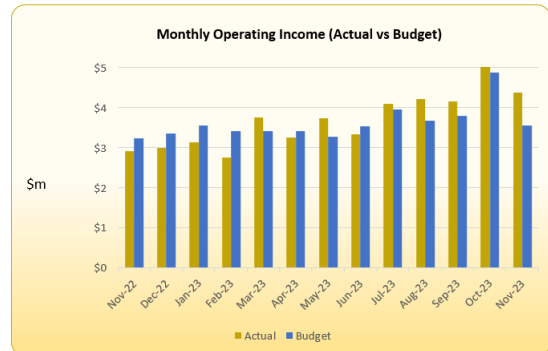
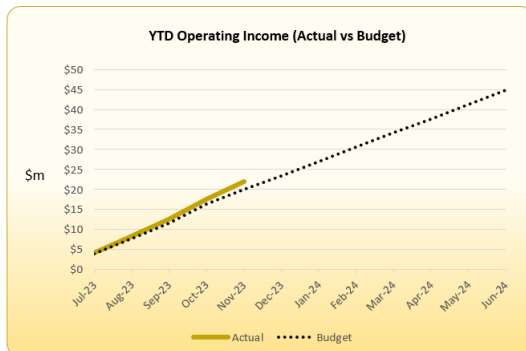
### REPORT

- 3 Outlined below are financial statements for the period ended 30 November 2023. Where possible the year to date monthly budget allocations will be reviewed in order to match the appropriate timing for the various projects budgeted to be undertaken. This will provide a better comparison between the year to date actual and year to date budget figures.

**Statement of Comprehensive Income - Nature and Type (refer Attachment 1)**

4 The net operating result as at 30 November 2023 is a favourable variance of \$1,688,188 (31.09%) against budget. The following information is provided on key aspects of Council’s year to date financial performance:

<b>Operating Income</b>	Actuals for the Year	A favourable variance of \$3,130,612 (16.67%)
	End of Year Forecasts	As per budget – not yet due to be reviewed.



**Operating Income Variances Previously Reported to Council**

5 Interest on Municipal Cash Investments of \$610,991 is above the budget by \$521,506 (582.79%) due to the higher investment rate achieved (4.77% average interest vs 3.75% budgeted) and higher available funds for investments.

6 Interest on Restricted Cash Investments of \$902,125 is above the budget by \$145,650 (19.25%) due to the higher in investment rates achieved and higher available funds for investments.

**Operating Income Variances not previously reported to Council**

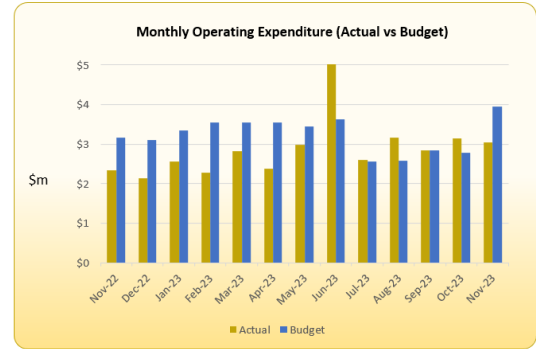
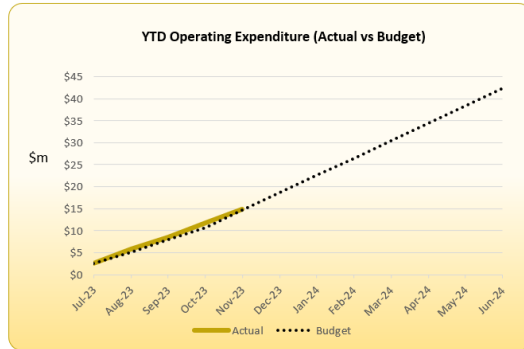
7 Net User Charges of \$15,802,799 is above the budget by \$1,921,001 (13.84%). The variance is attributable to additional tonnages received.

8 Secondary Waste Charge of \$1,455,991 is above the budget by \$206,058 (16.49%). This is primary attributed to the delay in East Rockingham Waste to Energy (ERWtE) project and the tonnages from member councils being redirected to Redhill Waste Management Facility.

9 Reimbursement is above the budget by \$280,989 (38.51%) and the variance is due to the reimbursement received for Biobag of \$210,954.

10 There were no further significant Operating Income variances as at 30 November 2023.

<b>Operating Expenditure</b>	Actuals for the Year	An overspend variance of \$1,442,424 (10.81%)
	End of Year Forecasts	As per budget – not yet due to be reviewed.



**Operating Expenditure Variances Previously Reported to Council**

- 11 Fuel Expenses of \$800,123 is above the budget by \$159,093 (24.82%). The variance is due to the increased fuel consumption resulting from the higher volume of tonnage received.
- 12 Depreciation Expenses is above the budget by \$475,841 (22.23%). The major variance relates to the higher cell usage as a result of additional commercial and non-member Council tonnages received.
- 13 Provision Expenses is above the budget by \$342,182 (81.49%). This non-cash flow variance relates to the Post Closure Site Rehabilitation and Environmental Monitoring provisions as a result of the additional commercial and non-member Council tonnages received during the November month.
- 14 Cost Allocations is below the budget by \$332,071 (99.97%). This variance relates to internal costs allocated to various projects and specifically capital expenditure projects that have been budgeted to utilise the EMRC’s plant and labour as well as the timing of various projects.

**Operating Expenditure Variances not previously reported to Council**

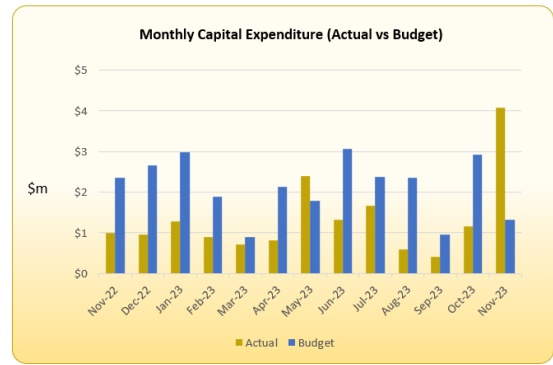
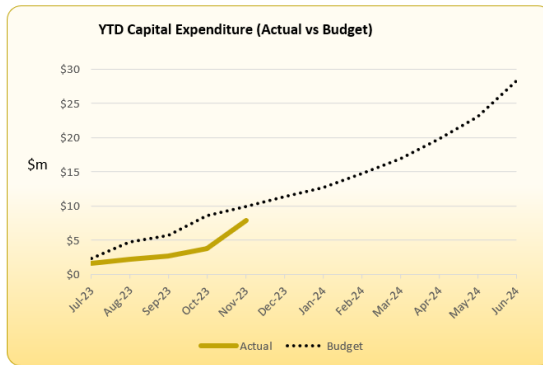
- 15 Material Expenses of \$900,065 is above the budget by \$230,250 (34.38%). The variance is attributed to the purchase of Biobag which was reimbursed.
- 16 Miscellaneous Expenses is below the budget by \$86,313 (15.43%) due to the timing of various projects from different business units. Areas where the expenditures are lower and higher than budget for various directorates/business units include: CEO’s (\$32,623), Business Support (\$13,909), Sustainability (\$66,207), and Operations \$26,426.
- 17 There were no further significant Operating Expenditure variances as at 30 November 2023.

<b>Other Comprehensive Income</b>	Actuals for the Year	Nil
	End of Year Forecasts	Nil

- 18 There were no significant Other Comprehensive Income variances as at 30 November 2023.

**Capital Expenditure Statement (refer Attachment 2)**

<b>Capital Expenditure</b>	Actuals for the Year	An underspend variance of \$2,028,438
	End of Year Forecasts	As per budget – not yet due to be reviewed.



**Capital Expenditure Variances**

20 An underspend variance of \$2,028,438 existed as at 30 November 2023 when compared to the budget of \$9,919,539.

21 Capital expenditure totalling \$7,891,101 with the major capital expenditure being undertaken on the following:

- Construct Waste Transfer Station - HRRP - \$2,319,055;
- Construct Wood Waste to Energy Building - HRRP - \$1,447,730;
- Purchase / Replace Plant - HRRP - \$1,306,253;
- Regional Waste Collection Project - Plant Purchases - \$564,404;
- Purchase / Replace Minor Plant and Equipment - HRRP - \$386,790;
- Purchase / Replace Vehicles - RHWMF - \$332,958;
- Construct Roads / Carparks - RHWMF - \$211,134
- Upgrade Power Supply to Workshop No 2 - RHWMF - \$173,111;
- Waste Transfer Station - Thermal Cameras - HRRP - \$172,345;
- Resource Recovery Park - Noise Control Fencing - \$153,022; and
- Hydrant Upgrade - HRRP - \$142,309.

22 As end of year forecasts are yet to be reviewed, the forecast balances as at 30 November 2023 are as per the budget estimates.

**Statement of Financial Position (refer Attachment 3)**

23 The Statement of Financial Position shows the overall impact of actual balances compared with budget provisions and end of year forecasts for operating and capital works activities.

24 Total Equity as at 30 November 2023 totals \$184,792,656. This is an increase of \$7,118,916 from the 30 June 2023 equity of \$177,673,740.

25 As end of year forecasts are yet to be reviewed, the forecast balances as at 30 November 2023 are as per the budget estimates.

**Statement of Cash and Investments (refer Attachment 4)**

- 26 The level of cash and investments in the Municipal Fund as at 30 November 2023 is \$29,520,067 and Restricted Cash amount to \$50,326,364.
- 27 The net movement for the month is a decrease of \$952,193.
- 28 As end of year forecasts are yet to be reviewed, the forecast balances as at 30 November 2023 are as per the budget estimates.

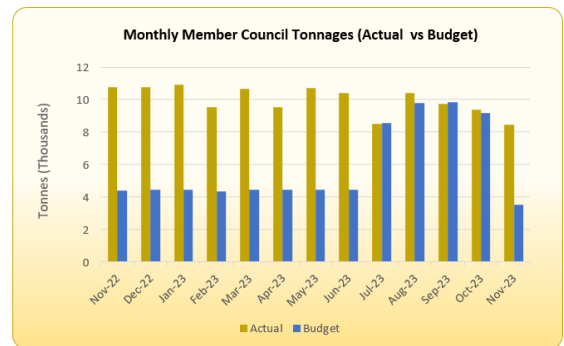
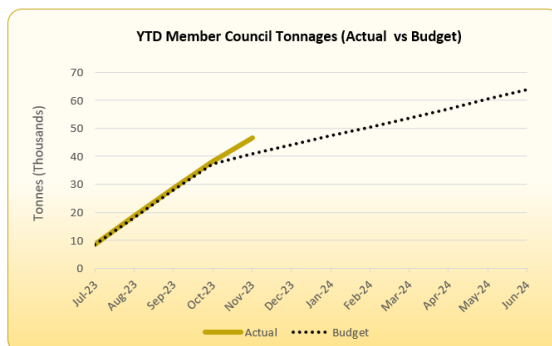
**Statement of Financial Activity (refer Attachment 5)**

- 29 The Statement of Financial Activity combines information from other report to include Operating Revenue and Expenditure, Capital Income and Expenditure, and transfers to and from reserves.
- 30 The explanation of material variances can be found in the paragraphs under the "Statement of Comprehensive Income - Nature and Type" section.

**Investment Report (refer Attachment 6)**

- 31 Term deposits valued at \$37,500,000 matured during November 2023. Of this amount, \$1,000,000 was redeemed while the remaining \$36,500,000 was reinvested into further term deposits.

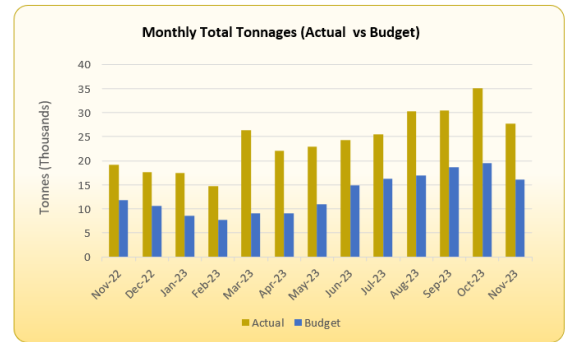
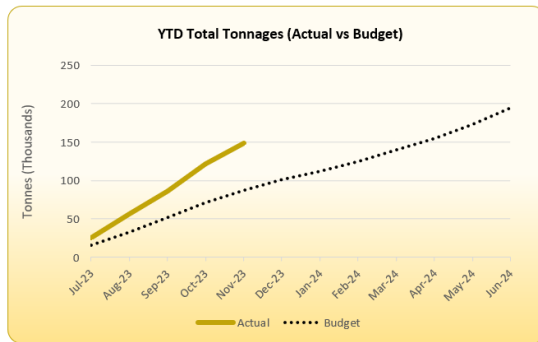
**Tonnages - Member Councils**



- 32 Tonnages received from member Councils were 46,465 tonnes compared to the budget of 40,891 tonnes.
- 33 This compared with 56,376 tonnes in the previous corresponding period. The main variance is due to Kalamunda withdrawal.



### Tonnages - Total Tonnages



- 34 Total Red Hill tonnages received from all sources were 149,069 tonnes compared to the budget of 87,646 tonnes. The variance is mainly as a result of the higher commercial and non-member Council tonnes received.
- 35 As at the same period in 2022/2023 tonnages received from all sources totalled 96,668 tonnes.

### STRATEGIC/POLICY IMPLICATIONS

- 36 Reporting on EMRC Strategic Policy implications align with the revised Strategic Plan 2017-2027 and the Sustainability Strategy.

### FINANCIAL IMPLICATIONS

- 37 As outlined within the report and attachments.

### SUSTAINABILITY IMPLICATIONS

- 38 Nil

### RISK MANAGEMENT

Risk – Non-Compliance with Financial Regulations		
Consequence	Likelihood	Rating
Moderate	Unlikely	Moderate
Action/Strategy		
<ul style="list-style-type: none"> <li>➤ The financial report is scrutinised by the EMRC Council to ensure that all statutory requirements are met.</li> <li>➤ Internal Audit reviews to ensure compliance with Financial Regulations.</li> <li>➤ External Audit confirms compliance.</li> </ul>		

**MEMBER COUNCIL IMPLICATIONS**

**Member Council**

Town of Bassendean  
 City of Bayswater  
 Shire of Mundaring  
 City of Swan



**Implication Details**

As outlined in the report.

**ATTACHMENT(S)**

1. Statement of Comprehensive Income by Nature and Type (D2024/00494)
2. Capital Expenditure Statement (D2024/00495)
3. Statement of Financial Position (D2024/00497)
4. Statement of Cash and Investments (D2024/00498)
5. Statement of Financial Activity (D2024/00499)
6. Investment Report (D2024/00501)

**VOTING REQUIREMENT**

Simple Majority

**RECOMMENDATION(S)**

That Council receives the Statement of Comprehensive Income, Capital Expenditure Statement, Statement of Financial Position, Statement of Cash and Investments, Statement of Financial Activity and the Investment Report for the period ended 30 November 2023.

**COUNCIL RESOLUTION(S)**

MOVED CR AMES

SECONDED CR ELLERY

THAT COUNCIL RECEIVES THE STATEMENT OF COMPREHENSIVE INCOME, CAPITAL EXPENDITURE STATEMENT, STATEMENT OF FINANCIAL POSITION, STATEMENT OF CASH AND INVESTMENTS, STATEMENT OF FINANCIAL ACTIVITY AND THE INVESTMENT REPORT FOR THE PERIOD ENDED 30 NOVEMBER 2023.

**CARRIED UNANIMOUSLY**



# STATEMENT OF COMPREHENSIVE INCOME

## Nature and Type

Year to Date

November 2023

Full Year

Year to Date			Full Year				
Actual	Budget	Variance		Forecast	Budget	Variance	
<b>Operating Income</b>							
\$24,778,354	\$20,309,629	\$4,468,725	(F)	User Charges	\$43,897,155	\$43,897,155	\$0 (F)
(\$8,975,555)	(\$6,427,831)	(\$2,547,724)	(U)	<u>Less</u> Landfill Levy Charges	(\$10,628,512)	(\$10,628,512)	\$0 (F)
\$15,802,799	\$13,881,798	\$1,921,001	(F)	Net User Charges	\$33,268,643	\$33,268,643	\$0 (F)
\$247,452	\$248,023	(\$571)	(U)	Special Charges	\$591,096	\$591,096	\$0 (F)
\$1,455,991	\$1,249,933	\$206,058	(F)	Secondary Waste Charge	\$1,746,632	\$1,746,632	\$0 (F)
\$95,420	\$85,055	\$10,365	(F)	Contributions	\$109,755	\$109,755	\$0 (F)
\$341,000	\$341,000	\$0	(F)	Operating Grants	\$690,000	\$690,000	\$0 (F)
\$610,991	\$89,485	\$521,506	(F)	Interest Municipal Cash Investments	\$214,775	\$214,775	\$0 (F)
\$902,125	\$756,475	\$145,650	(F)	Interest Restricted Cash Investments	\$1,815,590	\$1,815,590	\$0 (F)
\$1,010,644	\$729,655	\$280,989	(F)	Reimbursements	\$1,939,340	\$1,939,340	\$0 (F)
\$1,301,425	\$1,258,970	\$42,455	(F)	Other	\$3,955,714	\$3,955,714	\$0 (F)
\$138,409	\$135,250	\$3,159	(F)	Proceeds from Sale of Assets	\$422,000	\$422,000	\$0 (F)
<b>\$21,906,256</b>	<b>\$18,775,644</b>	<b>\$3,130,612</b>	<b>(F)</b>	<b>Total Operating Income</b>	<b>\$44,753,545</b>	<b>\$44,753,545</b>	<b>\$0 (F)</b>
<b>Operating Expenditure</b>							
\$5,576,886	\$5,379,430	(\$197,456)	(U)	Salary Expenses	\$14,057,260	\$14,057,260	\$0 (F)
\$3,251,931	\$3,451,110	\$199,179	(F)	Contract Expenses	\$10,391,841	\$10,391,841	\$0 (F)
\$900,065	\$669,815	(\$230,250)	(U)	Material Expenses	\$1,936,086	\$1,936,086	\$0 (F)
\$136,803	\$156,060	\$19,257	(F)	Utility Expenses	\$377,077	\$377,077	\$0 (F)
\$800,123	\$641,030	(\$159,093)	(U)	Fuel Expenses	\$1,538,583	\$1,538,583	\$0 (F)
\$0	\$0	\$0	(F)	Interest Expenses	\$0	\$0	\$0 (F)
\$197,352	\$178,065	(\$19,287)	(U)	Insurance Expenses	\$427,647	\$427,647	\$0 (F)
\$2,615,979	\$2,140,138	(\$475,841)	(U)	Depreciation Expenses	\$4,505,745	\$4,505,745	\$0 (F)
\$473,220	\$559,533	\$86,313	(F)	Miscellaneous Expenses	\$8,030,117	\$8,030,117	\$0 (F)
\$762,068	\$419,886	(\$342,182)	(U)	Provision Expenses	\$917,260	\$917,260	\$0 (F)
(\$92)	(\$332,163)	(\$332,071)	(U)	Costs Allocated	(\$117,614)	(\$117,614)	\$0 (F)
\$73,006	\$82,013	\$9,007	(F)	Carrying Amount of Assets Disposed Of	\$234,062	\$234,062	\$0 (F)
<b>\$14,787,341</b>	<b>\$13,344,917</b>	<b>(\$1,442,424)</b>	<b>(U)</b>	<b>Total Operating Expenditure</b>	<b>\$42,298,064</b>	<b>\$42,298,064</b>	<b>\$0 (F)</b>
<b>\$7,118,915</b>	<b>\$5,430,727</b>	<b>\$1,688,188</b>	<b>(F)</b>	<b>NET RESULT BEFORE OTHER COMPREHENSIVE INCOME</b>	<b>\$2,455,481</b>	<b>\$2,455,481</b>	<b>\$0 (F)</b>
Surplus	Surplus				Surplus	Surplus	
<b>Other Comprehensive Income</b>							
\$0	\$0	\$0	(F)	Revaluation of Assets/Accumulated Depreciation Reversal	\$0	\$0	\$0 (F)
<b>\$0</b>	<b>\$0</b>	<b>\$0</b>	<b>(F)</b>	<b>Total Other Comprehensive Income</b>	<b>\$0</b>	<b>\$0</b>	<b>\$0 (F)</b>
<b>\$7,118,915</b>	<b>\$5,430,727</b>	<b>\$1,688,188</b>	<b>(F)</b>	<b>CHANGE IN NET ASSETS FROM OPERATIONS</b>	<b>\$2,455,481</b>	<b>\$2,455,481</b>	<b>\$0 (F)</b>
Surplus	Surplus				Surplus	Surplus	

## Notes:

1. User Charges - include member Councils and casual users pertaining to waste, risk management and environmental services fees and charges;
2. Special Charges - Waste Education Levy;
3. Contributions - member Councils' contributions to projects and services;
4. Operating Grants - grant income predominantly from government agencies; and
5. Other Operating Income - includes income from the sale of products;

(F) denotes Favourable variance and (U) denotes Unfavourable variance



# CAPITAL EXPENDITURE STATEMENT

NOVEMBER 2023

Year to Date			On Order	Full Year			
Actual	Budget	Variance		Forecast	Budget	Variance	
<b>CEO's Team</b>							
\$0	\$29,165	\$29,165	\$0	Purchase Information Technology & Communication Equipment - Councillors ( 24550/01 )	\$70,000	\$70,000	\$0
<b>\$0</b>	<b>\$29,165</b>	<b>\$29,165</b>	<b>\$0</b>		<b>\$70,000</b>	<b>\$70,000</b>	<b>\$0</b>



# CAPITAL EXPENDITURE STATEMENT

NOVEMBER 2023

Year to Date			On Order	Full Year			
Actual	Budget	Variance		Forecast	Budget	Variance	
<b>Business Support</b>							
\$0	\$117,495	\$117,495	\$0	Extend Ascot PV & EV Charging ( 24399/28 )	\$282,000	\$282,000	\$0
\$107,954	\$28,645	(\$79,309)	\$0	Purchase Vehicles - Ascot Place ( 24440/00 )	\$68,750	\$68,750	\$0
\$0	\$174,165	\$174,165	\$0	Purchase Vehicles - Ascot Place (Electric Vehicles) ( 24440/01 )	\$418,000	\$418,000	\$0
\$0	\$4,165	\$4,165	\$0	Purchase Furniture Fittings & Equipment - Corporate Services ( 24510/01 )	\$10,000	\$10,000	\$0
\$0	\$30,415	\$30,415	\$5,920	Purchase Information Technology & Communication Equipment ( 24550/00 )	\$73,000	\$73,000	\$0
\$0	\$39,580	\$39,580	\$0	Capital Improvement Administration Building - Ascot Place ( 25240/01 )	\$95,000	\$95,000	\$0
\$0	\$2,080	\$2,080	\$0	Upgrade Security Equipment - Ascot Place ( 25530/01 )	\$5,000	\$5,000	\$0
<b>\$107,954</b>	<b>\$396,545</b>	<b>\$288,591</b>	<b>\$5,920</b>		<b>\$951,750</b>	<b>\$951,750</b>	<b>\$0</b>



# CAPITAL EXPENDITURE STATEMENT

NOVEMBER 2023

Year to Date			On Order	Full Year			
Actual	Budget	Variance		Forecast	Budget	Variance	
<b>Sustainability Team</b>							
\$0	\$124,646	\$124,646	\$0	Construct Monitoring Bores - Red Hill Landfill Facility ( 24396/00 )	\$300,000	\$300,000	\$0
\$6,008	\$0	(\$6,008)	\$3,064	Purchase of Fume Hood at HRRP - Waste Environment ( 24590/10 )	\$0	\$0	\$0
<b>\$6,008</b>	<b>\$124,646</b>	<b>\$118,639</b>	<b>\$3,064</b>		<b>\$300,000</b>	<b>\$300,000</b>	<b>\$0</b>



# CAPITAL EXPENDITURE STATEMENT

NOVEMBER 2023

Year to Date			On Order	Full Year			
Actual	Budget	Variance		Forecast	Budget	Variance	
<b>Operations Team</b>							
\$0	\$41,666	\$41,666	\$0	Construct Waste Management Facility Buildings - Red Hill Landfill Facility ( 24250/01 )	\$250,000	\$250,000	\$0
\$1,447,730	\$1,126,936	(\$320,794)	\$454,974	Construct Wood Waste to Energy Building - HRRP ( 24259/05 )	\$2,727,588	\$2,727,588	\$0
\$2,319,055	\$849,858	(\$1,469,197)	\$93,484	Construct Waste Transfer Station - HRRP ( 24259/10 )	\$849,858	\$849,858	\$0
\$2,360	\$0	(\$2,360)	\$0	Construct Weighbridge Office - HRRP ( 24259/12 )	\$0	\$0	\$0
\$173,111	\$0	(\$173,111)	\$0	Upgrade Power Supply to Workshop No 2 - Red Hill Landfill Facility ( 24259/15 )	\$0	\$0	\$0
\$26,193	\$49,796	\$23,604	\$54,423	Install Power Supply to Lots 8 9 & 10 - Red Hill Landfill Facility ( 24259/16 )	\$250,000	\$250,000	\$0
\$2,200	\$0	(\$2,200)	\$2,345	Construct Wood Waste to Energy Building (Commissioning) - HRRP ( 24259/18 )	\$0	\$0	\$0
\$0	\$42,797	\$42,797	\$0	Wood Waste to Energy Plant - Fire Protection - HRRP ( 24259/22 )	\$200,000	\$200,000	\$0
\$30,990	\$81,790	\$50,800	\$0	Construct Class III Cell Stage 17 - Red Hill Landfill Facility ( 24310/21 )	\$440,000	\$440,000	\$0
\$0	\$178,176	\$178,176	\$0	Design and Construct Class IV Cell Stage 2 - Red Hill Landfill Facility ( 24330/04 )	\$600,000	\$600,000	\$0
\$42,046	\$541,119	\$499,073	\$0	Design and Construct Class IV Cell Stage 3 - Red Hill Landfill Facility ( 24330/05 )	\$3,206,000	\$3,206,000	\$0
\$0	\$118,747	\$118,747	\$0	Construct Leachate and Stormwaste Infrastructure and Siltation Ponds - Red Hill Landfill Facility ( 24350/01 )	\$375,000	\$375,000	\$0
\$27,360	\$390,830	\$363,470	\$1,893,521	Leachate Pond Deepening - Red Hill Landfill Facility ( 24350/02 )	\$1,550,000	\$1,550,000	\$0



# CAPITAL EXPENDITURE STATEMENT

NOVEMBER 2023

Year to Date			On Order	Full Year			
Actual	Budget	Variance		Forecast	Budget	Variance	
<b>Operations Team</b>							
\$211,134	\$52,011	(\$159,123)	\$0	Construct Roads / Carparks - Red Hill Landfill Facility ( 24370/00 )	\$127,060	\$127,060	\$0
\$0	\$129,339	\$129,339	\$0	Construct Access Road to Lots 8 9 10 - Red Hill Landfill Facility ( 24370/02 )	\$660,000	\$660,000	\$0
\$33,725	\$31,250	(\$2,475)	\$220	Construct Drainage Diversion and Earthworks Infrastructures - Red Hill Landfill Facility ( 24380/00 )	\$75,000	\$75,000	\$0
\$0	\$86,222	\$86,222	\$0	Construct Drainage Works to Lots 8 9 10 - Red Hill Landfill Facility ( 24380/01 )	\$440,000	\$440,000	\$0
\$0	\$12,500	\$12,500	\$0	Construct Litter Fence - Redhill Landfill Facility ( 24394/05 )	\$30,000	\$30,000	\$0
\$153,022	\$0	(\$153,022)	\$0	Resource Recovery Park - Noise Control Fencing ( 24394/06 )	\$0	\$0	\$0
\$17,700	\$83,330	\$65,630	\$41,248	Supply and Install Electronic Gates - Redhill Landfill Facility ( 24394/07 )	\$200,000	\$200,000	\$0
\$12,013	\$0	(\$12,013)	\$0	Construct FOGO Processing Area - Red Hill Landfill Facility ( 24395/05 )	\$0	\$0	\$0
\$0	\$14,580	\$14,580	\$0	Undertake FOGO Reference Site Tours ( 24395/06 )	\$35,000	\$35,000	\$0
\$12,331	\$40,267	\$27,936	\$1,150	Implementation of the FOGO Recovery Strategy ( 24395/07 )	\$100,000	\$100,000	\$0
\$0	\$60,000	\$60,000	\$0	Construct Hardstand 2 (Old House Site) - Hazelmere ( 24395/10 )	\$360,000	\$360,000	\$0
\$0	\$83,332	\$83,332	\$0	FOGO Picking Station - Red Hill Landfill Facility ( 24395/11 )	\$500,000	\$500,000	\$0
\$19,128	\$0	(\$19,128)	\$0	Construct Storage Bunkers for Wood Fines (QA process) - Hazelmere ( 24399/09 )	\$0	\$0	\$0
\$0	\$20,830	\$20,830	\$0	Air Supply lines - Waste Management Structures - Red Hill Landfill Facility ( 24399/10 )	\$50,000	\$50,000	\$0





# CAPITAL EXPENDITURE STATEMENT

NOVEMBER 2023

Year to Date			On Order	Full Year			
Actual	Budget	Variance		Forecast	Budget	Variance	
<b>Operations Team</b>							
\$4,560	\$83,281	\$78,721	\$0	<b>Wood Waste to Energy Utilities/Infrastructure - HRRP ( 24399/11 )</b>	\$200,000	\$200,000	\$0
\$0	\$41,665	\$41,665	\$0	<b>Gas Extraction System Wells - Red Hill Landfill Facility ( 24399/20 )</b>	\$100,000	\$100,000	\$0
\$3,087	\$439,116	\$436,029	\$111,967	<b>Air Pollution Control Residue Facility (APCR) - Red Hill Landfill Facility ( 24399/21 )</b>	\$2,528,034	\$2,528,034	\$0
\$21,815	\$180,000	\$158,185	\$12,300	<b>Extension of Sewer Line from WWtE to Sewer Sump &amp; existing ATU - HRRP ( 24399/23 )</b>	\$180,000	\$180,000	\$0
\$0	\$16,650	\$16,650	\$0	<b>Noise Barrier for Hammer Mill - HRRP ( 24399/26 )</b>	\$99,900	\$99,900	\$0
\$142,309	\$102,083	(\$40,226)	\$213,160	<b>Hydrant Upgrade - HRRP ( 24399/29 )</b>	\$175,000	\$175,000	\$0
\$23,015	\$53,764	\$30,749	\$434,102	<b>Sewer Line connection to Talloman - HRRP ( 24399/30 )</b>	\$53,764	\$53,764	\$0
\$131,050	\$454,166	\$323,116	\$2,948,514	<b>Purchase / Replace Plant - Red Hill Landfill Facility ( 24410/00 )</b>	\$2,725,000	\$2,725,000	\$0
\$1,306,253	\$1,524,666	\$218,413	\$84,960	<b>Purchase / Replace Plant - Hazelmere ( 24410/01 )</b>	\$2,788,000	\$2,788,000	\$0
\$564,404	\$516,666	(\$47,738)	\$0	<b>Regional Waste Collection Project - Plant Purchases ( 24410/14 )</b>	\$1,000,000	\$1,000,000	\$0
\$0	\$179,000	\$179,000	\$0	<b>Air Pollution Control Residue Facility (APCR) Plant &amp; Equipment - Red Hill Landfill Facility ( 24410/15 )</b>	\$1,074,000	\$1,074,000	\$0
\$114,710	\$211,250	\$96,540	\$166,395	<b>Purchase / Replace Minor Plant and Equipment-Red Hill Landfill Facility ( 24420/00 )</b>	\$507,000	\$507,000	\$0
\$386,790	\$194,270	(\$192,520)	\$134,385	<b>Purchase / Replace Minor Plant and Equipment - Hazelmere ( 24420/02 )</b>	\$466,259	\$466,259	\$0
\$332,958	\$122,185	(\$210,773)	\$0	<b>Purchase / Replace Vehicles - Red Hill Landfill Facility ( 24430/00 )</b>	\$293,250	\$293,250	\$0



# CAPITAL EXPENDITURE STATEMENT

NOVEMBER 2023

Year to Date			On Order	Full Year			
Actual	Budget	Variance		Forecast	Budget	Variance	
<b>Operations Team</b>							
\$0	\$8,330	\$8,330	\$0	<b>Purchase / Replace Office Equipment - Red Hill Landfill Facility ( 24510/08 )</b>	\$20,000	\$20,000	\$0
\$0	\$25,000	\$25,000	\$0	<b>Purchase / Replace Security System - Red Hill Waste Management Facility ( 24530/08 )</b>	\$60,000	\$60,000	\$0
\$0	\$4,165	\$4,165	\$0	<b>Purchase / Replace Security System - Hazelmere ( 24530/10 )</b>	\$10,000	\$10,000	\$0
\$13,260	\$20,830	\$7,570	\$0	<b>Waste Transfer Station - CCTV and Network - HRRP ( 24530/11 )</b>	\$50,000	\$50,000	\$0
\$172,345	\$10,415	(\$161,930)	\$3,140	<b>Waste Transfer Station - Thermal Cameras - HRRP ( 24530/12 )</b>	\$25,000	\$25,000	\$0
(\$1,494)	\$2,500	\$3,994	\$0	<b>Purchase Information Technology &amp; Communication Equipment - Projects ( 24550/02 )</b>	\$6,000	\$6,000	\$0
\$0	\$36,315	\$36,315	\$0	<b>Purchase Information Technology &amp; Communication Equipment - Hazelmere ( 24550/03 )</b>	\$87,166	\$87,166	\$0
\$611	\$5,000	\$4,389	\$0	<b>Purchase Information Technology &amp; Communication Equipment - Red Hill ( 24550/05 )</b>	\$12,000	\$12,000	\$0
\$8,250	\$114,580	\$106,330	\$323,133	<b>Purchase / Replace Other Equipment - Red Hill Landfill Facility ( 24590/00 )</b>	\$275,000	\$275,000	\$0
\$6,225	\$0	(\$6,225)	\$0	<b>Purchase / Replace Miscellaneous Equipment - Hazelmere ( 24590/02 )</b>	\$0	\$0	\$0
\$0	\$8,330	\$8,330	\$0	<b>Purchase / Replace Office Furniture and Fittings - Red Hill Landfill Facility ( 24610/08 )</b>	\$20,000	\$20,000	\$0
\$0	\$8,330	\$8,330	\$0	<b>Purchase Office Furniture and Fittings - Hazelmere Office ( 24610/10 )</b>	\$20,000	\$20,000	\$0



# CAPITAL EXPENDITURE STATEMENT

NOVEMBER 2023

Year to Date			On Order		Full Year		
Actual	Budget	Variance			Forecast	Budget	Variance
<b>Operations Team</b>							
\$16,893	\$11,250	(\$5,643)	\$0	<b>Purchase Furniture and Fittings - Hazelmere Workshop ( 24610/11 )</b>	\$27,000	\$27,000	\$0
\$0	\$960,000	\$960,000	\$181,818	<b>Refurbish Plant - Red Hill Landfill Facility ( 25410/00 )</b>	\$1,260,000	\$1,260,000	\$0
<b>\$7,777,140</b>	<b>\$9,369,183</b>	<b>\$1,592,043</b>	<b>\$7,155,240</b>		<b>\$27,087,879</b>	<b>\$27,087,879</b>	<b>\$0</b>
<b>\$7,891,101</b>	<b>\$9,919,539</b>	<b>\$2,028,438</b>	<b>\$7,164,223</b>	<b>TOTAL CAPITAL EXPENDITURE</b>	<b>\$28,409,629</b>	<b>\$28,409,629</b>	<b>\$0</b>



# STATEMENT OF FINANCIAL POSITION

## NOVEMBER 2023

Actual June 2023	Actual Year to Date	(F) = Favourable variation (U) = Unfavourable variation	Full Year		
			Forecast	Budget	Variance
<b>Current Assets</b>					
\$26,624,162	\$3,846,429	Cash and Cash Equivalents	\$1,097,002	\$1,097,002	\$0 (F)
\$53,500,000	\$76,000,000	Investments	\$31,810,067	\$31,810,067	\$0 (F)
\$4,817,449	\$5,262,425	Trade and Other Receivables	\$2,988,058	\$2,988,058	\$0 (F)
\$32,949	\$39,118	Inventories	\$39,035	\$39,035	\$0 (F)
\$20,620	\$391,372	Other Assets	\$67,382	\$67,382	\$0 (F)
<b>\$84,995,180</b>	<b>\$85,539,344</b>	<b>Total Current Assets</b>	<b>\$36,001,544</b>	<b>\$36,001,544</b>	<b>\$0 (F)</b>
<b>Current Liabilities</b>					
\$6,798,058	\$4,649,049	Trade and Other Payables	\$6,201,968	\$6,201,968	\$0 (F)
\$2,139,838	\$2,154,144	Provisions	\$1,947,778	\$1,947,778	\$0 (F)
<b>\$8,937,896</b>	<b>\$6,803,193</b>	<b>Total Current Liabilities</b>	<b>\$8,149,746</b>	<b>\$8,149,746</b>	<b>\$0 (F)</b>
<b>\$76,057,284</b>	<b>\$78,736,151</b>	<b>Net Current Assets</b>	<b>\$27,851,798</b>	<b>\$27,851,798</b>	<b>\$0 (F)</b>
<b>Non Current Assets</b>					
\$47,850,257	\$47,850,257	Land	\$47,850,257	\$47,850,257	\$0 (F)
\$9,172,808	\$20,714,449	Buildings	\$29,267,252	\$29,267,252	\$0 (F)
\$21,117,026	\$20,030,759	Structures	\$40,495,127	\$40,495,127	\$0 (F)
\$12,584,804	\$13,832,539	Plant	\$23,532,419	\$23,532,419	\$0 (F)
\$399,739	\$571,027	Equipment	\$2,126,573	\$2,126,573	\$0 (F)
\$156,319	\$164,523	Furniture and Fittings	\$164,972	\$164,972	\$0 (F)
\$37,743,167	\$31,062,683	Work in Progress	\$17,536,763	\$17,536,763	\$0 (F)
<b>\$129,024,120</b>	<b>\$134,226,237</b>	<b>Total Non Current Assets</b>	<b>\$160,973,363</b>	<b>\$160,973,363</b>	<b>\$0 (F)</b>
<b>Non Current Liabilities</b>					
\$27,407,664	\$28,169,732	Provisions	\$12,147,577	\$12,147,577	\$0 (F)
<b>\$27,407,664</b>	<b>\$28,169,732</b>	<b>Total Non Current Liabilities</b>	<b>\$12,147,577</b>	<b>\$12,147,577</b>	<b>\$0 (F)</b>
<b>\$177,673,740</b>	<b>\$184,792,656</b>	<b>Net Assets</b>	<b>\$176,677,584</b>	<b>\$176,677,584</b>	<b>\$0 (F)</b>
<b>Equity</b>					
\$81,382,357	\$88,296,745	Accumulated Surplus/Deficit	\$106,680,934	\$106,680,934	\$0 (F)
\$37,145,634	\$37,145,634	Asset Revaluation Reserve	\$37,157,892	\$37,157,892	\$0 (F)
\$52,231,361	\$52,231,361	Cash Backed Reserves	\$30,383,277	\$30,383,277	\$0 (F)
<b>\$6,914,388</b>	<b>\$7,118,916</b>	<b>Net change in assets from operations</b>	<b>\$2,455,481</b>	<b>\$2,455,481</b>	<b>\$0 (F)</b>
<b>\$177,673,740</b>	<b>\$184,792,656</b>	<b>Total Equity</b>	<b>\$176,677,584</b>	<b>\$176,677,584</b>	<b>\$0 (F)</b>



## CASH AND INVESTMENTS NOVEMBER 2023

Actual June 2023	Actual Year to Date	(F) = Favourable variation (U) = Unfavourable variation	Full Year		
			Forecast	Budget	Variance
<b>Municipal Cash and Investments</b>					
26,620,112	3,842,379	Cash at Bank - Municipal Fund 01001/00	294,395	294,395	0 (F)
4,050	4,050	Cash on Hand 01019/00 - 02	4,050	4,050	0 (F)
1,268,639	25,673,638	Investments - Municipal Fund 02021/00	1,063,188	1,063,188	0 (F)
<b>27,892,801</b>	<b>29,520,067</b>	<b>Total Municipal Cash</b>	<b>1,361,633</b>	<b>1,361,633</b>	<b>0 (F)</b>
<b>Restricted Cash and Investments</b>					
1,347,454	285,971	Restricted Investments - Plant and Equipment 02022/01	256,568	256,568	0 (F)
4,263,318	4,345,521	Restricted Investments - Post Closure Site Rehabilitation Red Hill 02022/02	6,204,205	6,204,205	0 (F)
9,036,948	2,806,954	Restricted Investments - Future Development 02022/03	884,621	884,621	0 (F)
1,973,037	2,011,081	Restricted Investments - Environmental Monitoring Red Hill 02022/04	2,902,707	2,902,707	0 (F)
40,237	736,321	Restricted Investments - Class IV Cells Red Hill 02022/07	467,165	467,165	0 (F)
7,915,283	9,890,891	Restricted Investments - Secondary Waste Processing 02022/09	10,097,446	10,097,446	0 (F)
2,378,510	2,679,521	Restricted Investments - Class III Cells 02022/10	3,156,111	3,156,111	0 (F)
5,506,111	5,612,277	Restricted Investments - EastLink Relocation 02022/13	5,685,769	5,685,769	0 (F)
18,663,605	20,829,627	Restricted Investments - Committed Funds 02022/14	0	0	0 (F)
1,106,858	1,128,200	Restricted Investments - Long Service Leave 02022/90	1,162,158	1,162,158	0 (F)
<b>52,231,361</b>	<b>50,326,364</b>	<b>Total Restricted Cash</b>	<b>30,816,750</b>	<b>30,816,750</b>	<b>0 (F)</b>
<b>80,124,162</b>	<b>79,846,431</b>	<b>TOTAL CASH AND INVESTMENTS</b>	<b>32,178,383</b>	<b>32,178,383</b>	<b>0 (F)</b>

The Cash at Bank - Municipal Fund represents the balance on the last day of the relevant month. Any portion of the balance available for investment is transferred into the Investment - Municipal Fund account in the following period. Funds held in the Cash at Bank - Municipal Fund continue to accrue interest as per the Westpac commercial rates.



## STATEMENT OF FINANCIAL ACTIVITY

### November 2023

Year to Date			Full Year	
Actual	Budget	Variance	Forecast	Budget
(F) = Favourable variation (U) = Unfavourable variation				
<b>OPERATING ACTIVITIES</b>				
<b>Revenue from operating activities</b>				
\$26,481,797	\$21,807,585	\$4,674,212	(F)	Fees and charges
\$1,447,064	\$1,155,710	\$291,354	(F)	Grants, subsidies and contributions
\$1,513,116	\$845,960	\$667,156	(F)	Interest revenue
\$1,301,425	\$1,258,970	\$42,455	(F)	Other revenue
\$65,403	\$53,237	\$12,166	(F)	Profit on asset disposals
<b>\$30,808,805</b>	<b>\$25,121,462</b>	<b>\$5,687,343</b>	<b>(F)</b>	<b>\$55,147,995</b>
<b>Expenditure from operating activities</b>				
(\$5,576,886)	(\$5,379,430)	(\$197,456)	(U)	Employee costs
(\$4,151,996)	(\$4,120,925)	(\$31,071)	(U)	Materials and contracts
(\$136,803)	(\$156,060)	\$19,257	(F)	Utility charges
(\$2,615,979)	(\$2,140,138)	(\$475,841)	(U)	Depreciation
\$0	\$0	\$0	(F)	Finance costs
(\$197,352)	(\$178,065)	(\$19,287)	(U)	Insurance
(\$11,010,874)	(\$7,716,117)	(\$3,294,757)	(U)	Other expenditure
\$0	\$0	\$0	(F)	Loss on asset disposals
<b>(\$23,689,890)</b>	<b>(\$19,690,735)</b>	<b>(\$3,789,885)</b>	<b>(U)</b>	<b>(\$52,692,514)</b>
\$3,312,644	(\$10,329,592)	\$13,642,236	(F)	Non-cash amounts excluded from operating activities
<b>\$10,431,559</b>	<b>(\$4,898,865)</b>	<b>\$15,539,694</b>	<b>(F)</b>	<b>Amount attributable to operating activities</b>
<b>INVESTING ACTIVITIES</b>				
<b>Inflows from investing activities</b>				
\$138,409	\$135,250	\$3,159	(F)	Proceeds from disposal of assets
<b>\$138,409</b>	<b>\$135,250</b>	<b>\$3,159</b>	<b>(F)</b>	<b>\$422,000</b>
<b>Outflows from investing activities</b>				
(\$7,136,867)	(\$6,559,505)	(\$577,362)	(U)	Purchase of property, plant and equipment
(\$754,235)	(\$5,277,790)	\$4,523,555	(F)	Purchase and construction of infrastructure
<b>(\$7,891,102)</b>	<b>(\$11,837,295)</b>	<b>\$3,946,193</b>	<b>(F)</b>	<b>(\$28,409,629)</b>
<b>(\$7,752,693)</b>	<b>(\$11,702,045)</b>	<b>\$3,949,352</b>	<b>(F)</b>	<b>Amount attributable to investing activities</b>
<b>FINANCING ACTIVITIES</b>				
<b>Inflows from financing activities</b>				
\$20,410,052	\$11,758,385	\$8,651,667	(F)	Transfers from reserve accounts
<b>\$20,410,052</b>	<b>\$11,758,385</b>	<b>\$8,651,667</b>	<b>(F)</b>	<b>\$28,220,137</b>
<b>Outflows from financing activities</b>				
(\$18,505,053)	(\$5,208,260)	(\$13,296,793)	(U)	Transfers to reserve accounts
<b>(\$18,505,053)</b>	<b>(\$5,208,260)</b>	<b>(\$13,296,793)</b>	<b>(U)</b>	<b>(\$12,499,893)</b>
<b>\$1,904,999</b>	<b>\$6,550,125</b>	<b>(\$4,645,126)</b>	<b>(U)</b>	<b>Amount attributable to financing activities</b>
<b>MOVEMENT IN SURPLUS OR DEFICIT</b>				
\$2,825,406	\$22,612,402	(\$19,786,996)	(U)	Surplus or deficit at the start of the financial year
\$10,431,559	(\$4,898,865)	\$15,330,424	(F)	Amount attributable to operating activities
(\$7,752,693)	(\$11,702,045)	\$3,949,352	(F)	Amount attributable to investing activities
\$1,904,999	\$6,550,125	(\$4,645,126)	(U)	Amount attributable to financing activities
<b>\$7,409,271</b>	<b>\$12,561,617</b>	<b>(\$5,152,346)</b>	<b>(U)</b>	<b>Surplus or deficit after imposition of general rates</b>

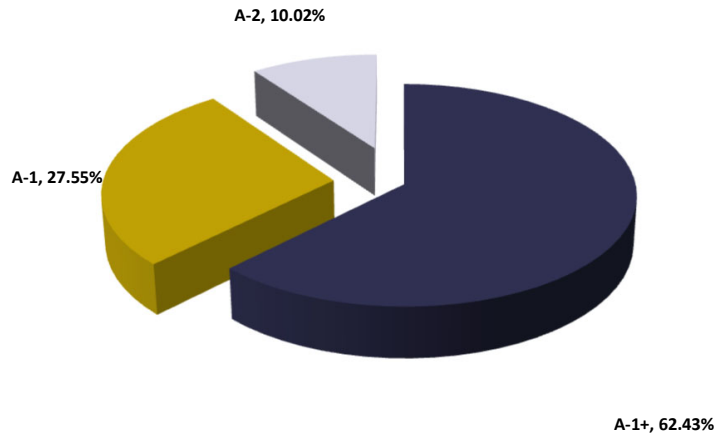
## EMRC Investment Report

November 2023

### I. Overall Portfolio Limits

S&P Long Term Rating	S&P Short Term Rating	Short Term % Portfolio	Investment Maximum %
AA-	A-1+	62.43%	100.00%
A	A-1	27.55%	100.00%
BBB	A-2	10.02%	40.00%
		100.00%	

**Investment by S&P Rating**



### II. Single Entity Exposure

	S&P Long Term Rating	S&P Short Term Rating	Short Term % Portfolio
ANZ Banking Group	AA-	A-1+	33.82%
AMP	BBB	A-2	10.02%
NAB	AA-	A-1+	0.00%
Westpac / St. George Bank	AA-	A-1+	28.61%
Suncorp	A+	A-1	27.55% *
BOQ / ME Bank	BBB+	A-2	0.00%
Commonwealth Bank	AA-	A-1+	0.00%
ING	A	A-1	0.00%
Macquarie Bank	A+	A-1	0.00%
			100.00%

\* Non-Fossil Fuel ADI (Authorised Deposit Taking Institution)

### III. Term to Maturity Framework

Maturity Profile	Investment Policy Guidelines		
	% Portfolio	% Min	% Max
Less Than 1 Year	100.00%	40%	100%
Greater than 1 year & less than or equal to 3 years	0.00%	0%	60%
		100.00%	

### IV. Fossil Fuel Divestment

	% Portfolio	
Non-Fossil Fuel ADI's	27.55%	
Fossil Fuel ADI's	72.45%	
		100.00%

### 14.3 FINANCIAL REPORT FOR PERIOD ENDED 31 DECEMBER 2023

D2024/01339

#### PURPOSE OF REPORT

The purpose of this report is to provide Council with an overview of the EMRC's financial performance for the period ended 31 December 2023.

#### KEY POINTS

- Significant year to date budget variances greater than 10% or \$20,000, whichever is the greater, within each nature and type category on the Statement of Comprehensive Income as at 31 December 2023 have been identified and are reported on in the body of the report.

#### RECOMMENDATIONS

That Council receives the Statement of Comprehensive Income, Capital Expenditure Statement, Statement of Financial Position, Statement of Cash and Investments and the Investment Report for the period ended 31 December 2023.

#### SOURCE OF REPORT

Chief Financial Officer

#### BACKGROUND

- 1 It is a requirement of the *Local Government (Financial Management) Regulations 1996 (r.34)* that a Local Government is to prepare and present to Council financial reports in such a form as the Local Government considers to be appropriate.
- 2 Submitted to each meeting of Council is a financial report and summaries which provide an overview of year to date budget performance for operating activities and capital works. Variances greater than 10% or \$20,000, whichever is the greater, within each nature and type category on the Statement of Comprehensive Income are reported on in the body of the report. Also included are end of year forecasts by nature and type for operating activities and end of year forecasts for each capital works project. These forecasts are reviewed regularly in order to provide an accurate forecast of the end of year result.

#### REPORT

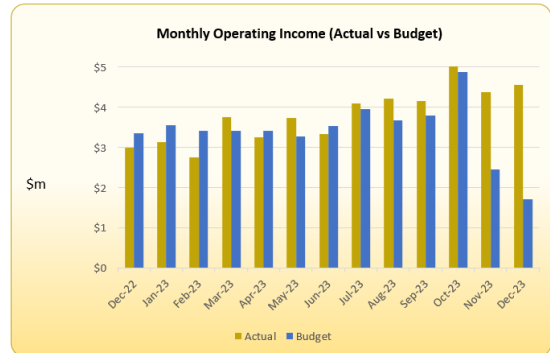
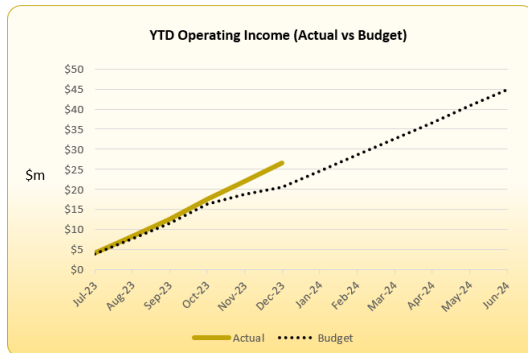
- 3 Outlined below are financial statements for the period ended 31 December 2023. Where possible the year to date monthly budget allocations will be reviewed in order to match the appropriate timing for the various projects budgeted to be undertaken. This will provide a better comparison between the year to date actual and year to date budget figures.



**Statement of Comprehensive Income - Nature and Type (refer Attachment 1)**

4 The net operating result as at 31 December 2023 is a favourable variance of \$4,506,402 (111.83%) against budget. The following information is provided on key aspects of Council’s year to date financial performance:

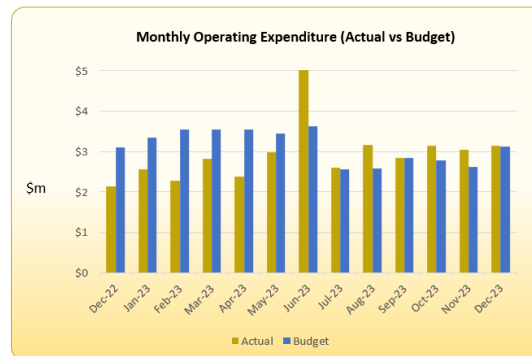
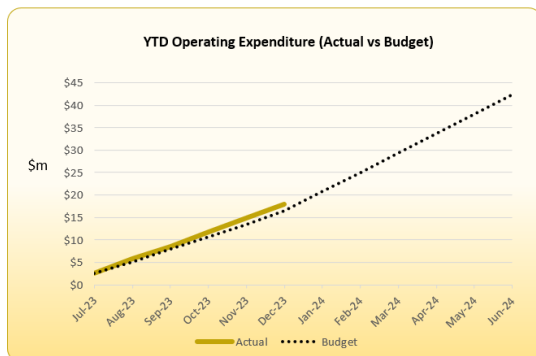
<b>Operating Income</b>	Actuals for the Year	A favourable variance of \$5,982,026 (29.20%)
	End of Year Forecasts	As per budget – not yet due to be reviewed.



**Operating Income Variances Previously Reported to Council**

- 5 Net User Charges of \$19,328,419 is above the budget by \$4,472,389 (30.10%). The variance is attributable to additional tonnages received.
- 6 Secondary Waste Charge of \$1,714,820 is above the budget by \$390,743 (29.51%). This is primary attributed to the delay in East Rockingham Waste to Energy (ERWtE) project and the tonnages from member councils being redirected to Redhill Waste Management Facility.
- 7 Interest on Municipal Cash Investments of \$663,610 is above the budget by \$556,228 (517.99%) due to the higher investment rate achieved (4.85 % average interest vs 3.75% budgeted) and higher available funds for investments.
- 8 Interest on Restricted Cash Investments of \$1,203,668 is above the budget by \$295,898 (32.60%) due to the higher in investment rates achieved and higher available funds for investments.
- 9 Reimbursement is above the budget by \$339,005 (38.72%) and the variance is due to the reimbursement received for Biobag and Woodside project.
- 10 There were no further significant Operating Income variances as at 31 December 2023.

<b>Operating Expenditure</b>	Actuals for the Year	An overspend variance of \$1,475,624 (8.97%)
	End of Year Forecasts	As per budget – not yet due to be reviewed.



### Operating Expenditure Variances Previously Reported to Council

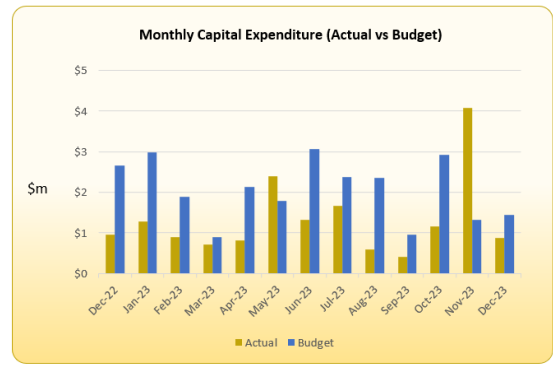
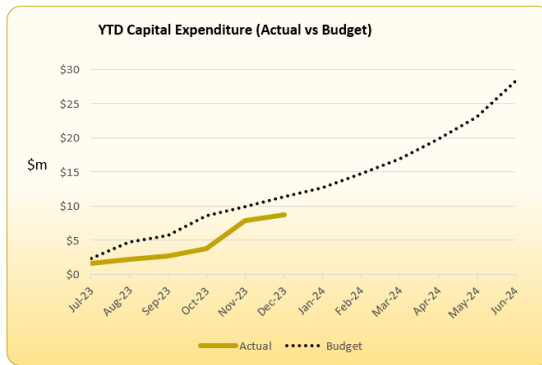
- 11 Material Expenses of \$1,038,821 is above the budget by \$234,443 (29.15%). The variance is attributed to the purchase of Biobag which was reimbursed.
- 12 Fuel Expenses of \$941,993 is above the budget by \$172,757 (22.46%). The variance is due to the increased fuel consumption resulting from the higher volume of tonnage received.
- 13 Depreciation Expenses is above the budget by \$526,756 (20.63%). The major variance relates to the higher cell usage as a result of additional commercial and non-member Council tonnages received.
- 14 Miscellaneous Expenses is below the budget by \$73,034 (12.11%) due to the timing of various projects from different business units. Areas where the expenditures are lower and higher than budget for various directorates/business units include: CEO's (\$44,221), Business Support (\$17,873), Sustainability (\$18,913), and Operations \$7,973.
- 15 Provision Expenses is above the budget by \$470,043 (99.61%). This non-cash flow variance relates to the Post Closure Site Rehabilitation and Environmental Monitoring provisions as a result of the additional commercial and non-member Council tonnages received during the December month.
- 16 Cost Allocations is below the budget by \$441,285 (99.98%). This variance relates to internal costs allocated to various projects and specifically capital expenditure projects that have been budgeted to utilise the EMRC's plant and labour as well as the timing of various projects.
- 17 There were no further significant Operating Expenditure variances as at 31 December 2023.

<b>Other Comprehensive Income</b>	Actuals for the Year	Nil
	End of Year Forecasts	Nil

- 18 There were no significant Other Comprehensive Income variances as at 31 December 2023.

**Capital Expenditure Statement (refer Attachment 2)**

<b>Capital Expenditure</b>	Actuals for the Year	An underspend variance of \$2,593,180
	End of Year Forecasts	As per budget – not yet due to be reviewed.



**Capital Expenditure Variances**

20 An underspend variance of \$2,593,180 existed as at 31 December 2023 when compared to the budget of \$11,362,894.

21 Capital expenditure totalling \$8,769,714 with the major capital expenditure being undertaken on the following:

- Construct Waste Transfer Station - HRRP - \$2,319,055;
- Construct Wood Waste to Energy Building - HRRP - \$1,763,235;
- Purchase / Replace Plant - Hazelmere - \$1,306,253;
- Regional Waste Collection Project - Plant Purchases - \$564,404;
- Purchase / Replace Minor Plant and Equipment - HRRP - \$456,720;
- Purchase / Replace Vehicles - RHWMF - \$332,958;
- Upgrade Power Supply to Workshop No 2 - RHWMF - \$242,355;
- Leachate Pond Deepening - RHWMF - \$229,713;
- Construct Roads / Carparks - RHWMF - \$211,134;
- Purchase / Replace Minor Plant and Equipment - RHWMF - \$192,845;
- Waste Transfer Station - Thermal Cameras - HRRP - \$175,485;
- Resource Recovery Park - Noise Control Fencing - \$153,022; and
- Hydrant Upgrade - HRRP - \$142,309.

22 As end of year forecasts are yet to be reviewed, the forecast balances as at 31 December 2023 are as per the budget estimates.

**Statement of Financial Position (refer Attachment 3)**

23 The Statement of Financial Position shows the overall impact of actual balances compared with budget provisions and end of year forecasts for operating and capital works activities.

24 Total Equity as at 31 December 2023 totals \$186,209,869. This is an increase of \$8,536,129 from the 30 June 2023 equity of \$177,673,740.

25 As end of year forecasts are yet to be reviewed, the forecast balances as at 31 December 2023 are as per the budget estimates.

**Statement of Cash and Investments (refer Attachment 4)**

26 The level of cash and investments in the Municipal Fund as at 31 December 2023 is \$33,463,179 and Restricted Cash amount to \$49,924,203.

27 The net movement for the month is an increase of \$3,540,951.

28 As end of year forecasts are yet to be reviewed, the forecast balances as at 31 December 2023 are as per the budget estimates.

**Statement of Financial Activity (refer Attachment 5)**

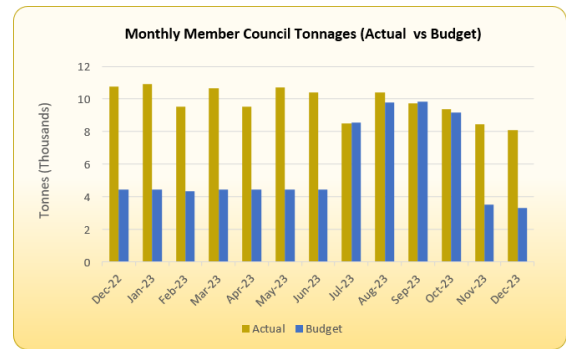
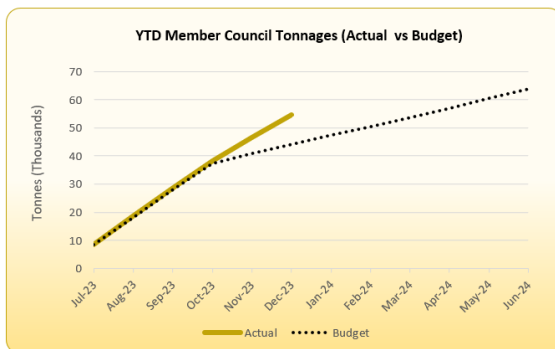
29 The Statement of Financial Activity combines information from other report to include Operating Revenue and Expenditure, Capital Income and Expenditure, and transfers to and from reserves.

30 The explanation of material variances can be found in the paragraphs under the "Statement of Comprehensive Income - Nature and Type" section.

**Investment Report (refer Attachment 6)**

31 Term deposits valued at \$23,000,000 matured during December 2023 and the entire amount was reinvested into further term deposits.

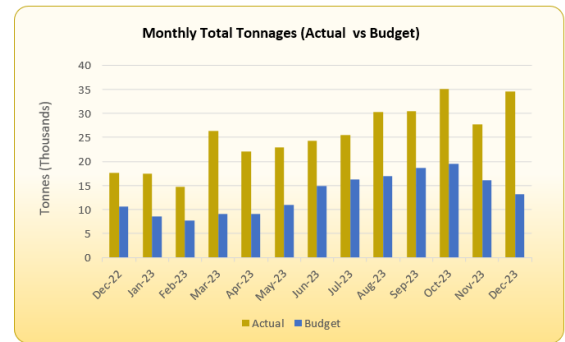
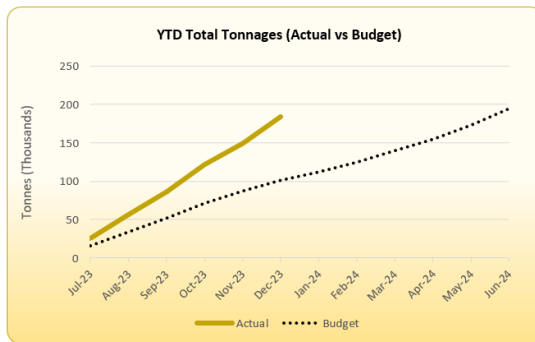
**Tonnages - Member Councils**



32 Tonnages received from member Councils were 54,575 tonnes compared to the budget of 44,223 tonnes.

33 This compared with 67,147 tonnes in the previous corresponding period. The main variance is due to Kalamunda withdrawal.

### Tonnages - Total Tonnages



34 Total Red Hill tonnages received from all sources were 183,648 tonnes compared to the budget of 100,757 tonnes. The variance is mainly as a result of the higher commercial and non-member Council tonnes received.

35 As at the same period in 2022/2023 tonnages received from all sources totalled 114,387 tonnes.

### STRATEGIC/POLICY IMPLICATIONS

36 Reporting on EMRC Strategic Policy implications align with the revised Strategic Plan 2017-2027 and the Sustainability Strategy.

### FINANCIAL IMPLICATIONS

37 As outlined within the report and attachments.

### SUSTAINABILITY IMPLICATIONS

38 Nil

### RISK MANAGEMENT

Risk – Non-Compliance with Financial Regulations		
Consequence	Likelihood	Rating
Moderate	Unlikely	Moderate
Action/Strategy		
<ul style="list-style-type: none"> <li>➤ The financial report is scrutinised by the EMRC Council to ensure that all statutory requirements are met.</li> <li>➤ Internal Audit reviews to ensure compliance with Financial Regulations.</li> <li>➤ External Audit confirms compliance.</li> </ul>		

**MEMBER COUNCIL IMPLICATIONS**

**Member Council**

Town of Bassendean  
 City of Bayswater  
 Shire of Mundaring  
 City of Swan



**Implication Details**

As outlined in the report.

**ATTACHMENT(S)**

1. Statement of Comprehensive Income by Nature and Type (D2024/01340)
2. Capital Expenditure Statement (D2024/01341)
3. Statement of Financial Position (D2024/01342)
4. Statement of Cash and Investments (D2024/01343)
5. Statement of Financial Activity (D2024/01344)
6. Investment Report (D2024/01345)

**VOTING REQUIREMENT**

Simple Majority

**RECOMMENDATION(S)**

That Council receives the Statement of Comprehensive Income, Capital Expenditure Statement, Statement of Financial Position, Statement of Cash and Investments, Statement of Financial Activity and the Investment Report for the period ended 31 December 2023.

**COUNCIL RESOLUTION(S)**

MOVED CR AMES

SECONDED CR ELLERY

THAT COUNCIL RECEIVES THE STATEMENT OF COMPREHENSIVE INCOME, CAPITAL EXPENDITURE STATEMENT, STATEMENT OF FINANCIAL POSITION, STATEMENT OF CASH AND INVESTMENTS, STATEMENT OF FINANCIAL ACTIVITY AND THE INVESTMENT REPORT FOR THE PERIOD ENDED 31 DECEMBER 2023.

**CARRIED UNANIMOUSLY**



## STATEMENT OF COMPREHENSIVE INCOME

### Nature and Type

Year to Date			December 2023		Full Year		
Actual	Budget	Variance			Forecast	Budget	Variance
<b>Operating Income</b>							
\$30,425,988	\$23,524,058	\$6,901,930	(F)	User Charges	\$43,897,155	\$43,897,155	\$0 (F)
(\$11,097,569)	(\$8,668,028)	(\$2,429,541)	(U)	<u>Less</u> Landfill Levy Charges	(\$10,628,512)	(\$10,628,512)	\$0 (F)
<b>\$19,328,419</b>	<b>\$14,856,030</b>	<b>\$4,472,389</b>	(F)	<b>Net User Charges</b>	<b>\$33,268,643</b>	<b>\$33,268,643</b>	<b>\$0 (F)</b>
\$291,186	\$297,800	(\$6,614)	(U)	Special Charges	\$591,096	\$591,096	\$0 (F)
\$1,714,820	\$1,324,077	\$390,743	(F)	Secondary Waste Charge	\$1,746,632	\$1,746,632	\$0 (F)
\$95,420	\$88,580	\$6,840	(F)	Contributions	\$109,755	\$109,755	\$0 (F)
\$341,000	\$341,000	\$0	(F)	Operating Grants	\$690,000	\$690,000	\$0 (F)
\$663,610	\$107,382	\$556,228	(F)	Interest Municipal Cash Investments	\$214,775	\$214,775	\$0 (F)
\$1,203,668	\$907,770	\$295,898	(F)	Interest Restricted Cash Investments	\$1,815,590	\$1,815,590	\$0 (F)
\$1,214,591	\$875,586	\$339,005	(F)	Reimbursements	\$1,939,340	\$1,939,340	\$0 (F)
\$1,436,028	\$1,510,764	(\$74,736)	(U)	Other	\$3,955,714	\$3,955,714	\$0 (F)
\$182,273	\$180,000	\$2,273	(F)	Proceeds from Sale of Assets	\$422,000	\$422,000	\$0 (F)
<b>\$26,471,015</b>	<b>\$20,488,989</b>	<b>\$5,982,026</b>	(F)	<b>Total Operating Income</b>	<b>\$44,753,545</b>	<b>\$44,753,545</b>	<b>\$0 (F)</b>
<b>Operating Expenditure</b>							
\$6,811,139	\$6,955,777	\$144,638	(F)	Salary Expenses	\$14,057,260	\$14,057,260	\$0 (F)
\$4,114,709	\$4,266,247	\$151,538	(F)	Contract Expenses	\$10,391,841	\$10,391,841	\$0 (F)
\$1,038,821	\$804,378	(\$234,443)	(U)	Material Expenses	\$1,936,086	\$1,936,086	\$0 (F)
\$168,783	\$180,647	\$11,864	(F)	Utility Expenses	\$377,077	\$377,077	\$0 (F)
\$941,993	\$769,236	(\$172,757)	(U)	Fuel Expenses	\$1,538,583	\$1,538,583	\$0 (F)
\$0	\$0	\$0	(F)	Interest Expenses	\$0	\$0	\$0 (F)
\$234,099	\$213,678	(\$20,421)	(U)	Insurance Expenses	\$427,647	\$427,647	\$0 (F)
\$3,080,433	\$2,553,677	(\$526,756)	(U)	Depreciation Expenses	\$4,505,745	\$4,505,745	\$0 (F)
\$530,077	\$603,111	\$73,034	(F)	Miscellaneous Expenses	\$8,030,117	\$8,030,117	\$0 (F)
\$941,917	\$471,874	(\$470,043)	(U)	Provision Expenses	\$917,260	\$917,260	\$0 (F)
(\$91)	(\$441,376)	(\$441,285)	(U)	Costs Allocated	(\$117,614)	(\$117,614)	\$0 (F)
\$73,006	\$82,013	\$9,007	(F)	Carrying Amount of Assets Disposed Of	\$234,062	\$234,062	\$0 (F)
<b>\$17,934,886</b>	<b>\$16,459,262</b>	<b>(\$1,475,624)</b>	(U)	<b>Total Operating Expenditure</b>	<b>\$42,298,064</b>	<b>\$42,298,064</b>	<b>\$0 (F)</b>
<b>\$8,536,129</b>	<b>\$4,029,727</b>	<b>\$4,506,402</b>	(F)	<b>NET RESULT BEFORE OTHER COMPREHENSIVE INCOME</b>	<b>\$2,455,481</b>	<b>\$2,455,481</b>	<b>\$0 (F)</b>
Surplus	Surplus				Surplus	Surplus	
<b>Other Comprehensive Income</b>							
\$0	\$0	\$0	(F)	Revaluation of Assets/Accumulated Depreciation Reversal	\$0	\$0	\$0 (F)
<b>\$0</b>	<b>\$0</b>	<b>\$0</b>	(F)	<b>Total Other Comprehensive Income</b>	<b>\$0</b>	<b>\$0</b>	<b>\$0 (F)</b>
<b>\$8,536,129</b>	<b>\$4,029,727</b>	<b>\$4,506,402</b>	(F)	<b>CHANGE IN NET ASSETS FROM OPERATIONS</b>	<b>\$2,455,481</b>	<b>\$2,455,481</b>	<b>\$0 (F)</b>
Surplus	Surplus				Surplus	Surplus	

## Notes:

1. User Charges - include member Councils and casual users pertaining to waste, risk management and environmental services fees and charges;
2. Special Charges - Waste Education Levy;
3. Contributions - member Councils' contributions to projects and services;
4. Operating Grants - grant income predominantly from government agencies; and
5. Other Operating Income - includes income from the sale of products;

(F) denotes Favourable variance and (U) denotes Unfavourable variance



## CAPITAL EXPENDITURE STATEMENT

### DECEMBER 2023

Year to Date			On Order	Full Year			
Actual	Budget	Variance		Forecast	Budget	Variance	
<b>CEO's Team</b>							
\$0	\$34,998	\$34,998	\$0	Purchase Information Technology & Communication Equipment - Councillors ( 24550/01 )	\$70,000	\$70,000	\$0
\$0	\$34,998	\$34,998	\$0		\$70,000	\$70,000	\$0





# CAPITAL EXPENDITURE STATEMENT

DECEMBER 2023

Year to Date			On Order	Full Year			
Actual	Budget	Variance		Forecast	Budget	Variance	
<b>Business Support</b>							
\$0	\$140,994	\$140,994	\$0	Extend Ascot PV & EV Charging ( 24399/28 )	\$282,000	\$282,000	\$0
\$107,954	\$34,374	(\$73,580)	\$0	Purchase Vehicles - Ascot Place ( 24440/00 )	\$108,000	\$68,750	(\$39,250)
\$0	\$208,998	\$208,998	\$0	Purchase Vehicles - Ascot Place (Electric Vehicles) ( 24440/01 )	\$418,000	\$418,000	\$0
\$0	\$4,998	\$4,998	\$0	Purchase Furniture Fittings & Equipment - Corporate Services ( 24510/01 )	\$10,000	\$10,000	\$0
\$0	\$36,498	\$36,498	\$0	Purchase Information Technology & Communication Equipment ( 24550/00 )	\$73,000	\$73,000	\$0
\$0	\$47,496	\$47,496	\$0	Capital Improvement Administration Building - Ascot Place ( 25240/01 )	\$95,000	\$95,000	\$0
\$0	\$2,496	\$2,496	\$0	Upgrade Security Equipment - Ascot Place ( 25530/01 )	\$5,000	\$5,000	\$0
<b>\$107,954</b>	<b>\$475,854</b>	<b>\$367,900</b>	<b>\$0</b>		<b>\$991,000</b>	<b>\$951,750</b>	<b>(\$39,250)</b>



# CAPITAL EXPENDITURE STATEMENT

DECEMBER 2023

Year to Date			On Order	Full Year			
Actual	Budget	Variance		Forecast	Budget	Variance	
<b>Sustainability Team</b>							
\$0	\$150,039	\$150,039	\$0	Construct Monitoring Bores - Red Hill Landfill Facility ( 24396/00 )	\$287,673	\$300,000	\$12,327
\$6,408	\$0	(\$6,408)	\$3,064	Purchase of Fume Hood at HRRP - Waste Environment ( 24590/10 )	\$40,000	\$0	(\$40,000)
<b>\$6,408</b>	<b>\$150,039</b>	<b>\$143,632</b>	<b>\$3,064</b>		<b>\$327,673</b>	<b>\$300,000</b>	<b>(\$27,673)</b>



# CAPITAL EXPENDITURE STATEMENT

## DECEMBER 2023

Year to Date			On Order	Full Year			
Actual	Budget	Variance		Forecast	Budget	Variance	
<b>Operations Team</b>							
\$0	\$41,666	\$41,666	\$0	Construct Waste Management Facility Buildings - Red Hill Landfill Facility ( 24250/01 )	\$75,000	\$250,000	\$175,000
\$1,763,235	\$1,365,078	(\$398,157)	\$332,363	Construct Wood Waste to Energy Building - HRRP ( 24259/05 )	\$3,558,591	\$2,727,588	(\$831,003)
\$2,319,055	\$849,858	(\$1,469,197)	\$20,834	Construct Waste Transfer Station - HRRP ( 24259/10 )	\$2,468,614	\$849,858	(\$1,618,756)
\$2,360	\$0	(\$2,360)	\$0	Construct Weighbridge Office - HRRP ( 24259/12 )	\$2,360	\$0	(\$2,360)
\$242,355	\$0	(\$242,355)	\$0	Upgrade Power Supply to Workshop No 2 - Red Hill Landfill Facility ( 24259/15 )	\$328,456	\$0	(\$328,456)
\$31,240	\$54,029	\$22,790	\$49,186	Install Power Supply to Lots 8 9 & 10 - Red Hill Landfill Facility ( 24259/16 )	\$250,000	\$250,000	\$0
\$0	\$0	\$0	\$0	Construct Wood Waste to Energy Dry Char Storage Facility - HRRP ( 24259/19 )	\$91,000	\$0	(\$91,000)
\$0	\$47,723	\$47,723	\$0	Wood Waste to Energy Plant - Fire Protection - HRRP ( 24259/22 )	\$200,000	\$200,000	\$0
\$32,590	\$86,194	\$53,604	\$0	Construct Class III Cell Stage 17 - Red Hill Landfill Facility ( 24310/21 )	\$440,000	\$440,000	\$0
\$0	\$188,165	\$188,165	\$0	Design and Construct Class IV Cell Stage 2 - Red Hill Landfill Facility ( 24330/04 )	\$600,000	\$600,000	\$0
\$42,046	\$544,652	\$502,606	\$0	Design and Construct Class IV Cell Stage 3 - Red Hill Landfill Facility ( 24330/05 )	\$150,000	\$3,206,000	\$3,056,000
\$0	\$120,830	\$120,830	\$0	Construct Leachate and Stormwaste Infrastructure and Siltation Ponds - Red Hill Landfill Facility ( 24350/01 )	\$375,000	\$375,000	\$0
\$229,713	\$794,996	\$565,283	\$1,691,333	Leachate Pond Deepening - Red Hill Landfill Facility ( 24350/02 )	\$1,550,000	\$1,550,000	\$0



# CAPITAL EXPENDITURE STATEMENT

DECEMBER 2023

Year to Date			On Order	Full Year		
Actual	Budget	Variance		Forecast	Budget	Variance
<b>Operations Team</b>						
\$211,134	\$63,645	(\$147,489)	\$0	Construct Roads / Carparks - Red Hill Landfill Facility ( 24370/00 )	\$212,060	\$127,060 (\$85,000)
\$0	\$136,598	\$136,598	\$0	Construct Access Road to Lots 8 9 10 - Red Hill Landfill Facility ( 24370/02 )	\$660,000	\$660,000 \$0
\$33,725	\$37,500	\$3,775	\$220	Construct Drainage Diversion and Earthworks Infrastructures - Red Hill Landfill Facility ( 24380/00 )	\$75,000	\$75,000 \$0
\$0	\$171,674	\$171,674	\$0	Construct Drainage Works to Lots 8 9 10 - Red Hill Landfill Facility ( 24380/01 )	\$440,000	\$440,000 \$0
\$0	\$15,000	\$15,000	\$0	Construct Litter Fence - Redhill Landfill Facility ( 24394/05 )	\$30,000	\$30,000 \$0
\$153,022	\$0	(\$153,022)	\$0	Resource Recovery Park - Noise Control Fencing ( 24394/06 )	\$154,275	\$0 (\$154,275)
\$17,700	\$99,996	\$82,296	\$41,248	Supply and Install Electronic Gates - Redhill Landfill Facility ( 24394/07 )	\$200,000	\$200,000 \$0
\$12,013	\$0	(\$12,013)	\$0	Construct FOGO Processing Area - Red Hill Landfill Facility ( 24395/05 )	\$50,000	\$0 (\$50,000)
\$0	\$17,496	\$17,496	\$0	Undertake FOGO Reference Site Tours ( 24395/06 )	\$35,000	\$35,000 \$0
\$12,581	\$50,167	\$37,586	\$900	Implementation of the FOGO Recovery Strategy ( 24395/07 )	\$100,000	\$100,000 \$0
\$0	\$60,000	\$60,000	\$0	Construct Hardstand 2 (Old House Site) - Hazelmere ( 24395/10 )	\$0	\$360,000 \$360,000
\$0	\$133,332	\$133,332	\$435,750	FOGO Picking Station - Red Hill Landfill Facility ( 24395/11 )	\$450,000	\$500,000 \$50,000
\$19,128	\$0	(\$19,128)	\$0	Construct Storage Bunkers for Wood Fines (QA process) - Hazelmere ( 24399/09 )	\$50,000	\$0 (\$50,000)
\$0	\$24,996	\$24,996	\$0	Air Supply lines - Waste Management Structures - Red Hill Landfill Facility ( 24399/10 )	\$100,000	\$50,000 (\$50,000)



# CAPITAL EXPENDITURE STATEMENT

DECEMBER 2023

Year to Date			On Order		Full Year		
Actual	Budget	Variance			Forecast	Budget	Variance
<b>Operations Team</b>							
\$4,560	\$99,995	\$95,435	\$0	<b>Wood Waste to Energy Utilities/Infrastructure - HRRP ( 24399/11 )</b>	\$200,000	\$200,000	\$0
\$0	\$49,998	\$49,998	\$0	<b>Gas Extraction System Wells - Red Hill Landfill Facility ( 24399/20 )</b>	\$50,000	\$100,000	\$50,000
\$3,087	\$448,369	\$445,282	\$111,967	<b>Air Pollution Control Residue Facility (APCR) - Red Hill Landfill Facility ( 24399/21 )</b>	\$100,000	\$2,528,034	\$2,428,034
\$21,815	\$180,000	\$158,185	\$9,800	<b>Extension of Sewer Line from WWtE to Sewer Sump &amp; existing ATU - HRRP ( 24399/23 )</b>	\$180,000	\$180,000	\$0
\$0	\$16,650	\$16,650	\$0	<b>Noise Barrier for Hammer Mill - HRRP ( 24399/26 )</b>	\$99,900	\$99,900	\$0
\$142,309	\$175,000	\$32,691	\$99,598	<b>Hydrant Upgrade - HRRP ( 24399/29 )</b>	\$537,594	\$175,000	(\$362,594)
\$23,015	\$53,764	\$30,749	\$176,621	<b>Sewer Line connection to Talloman - HRRP ( 24399/30 )</b>	\$558,764	\$53,764	(\$505,000)
\$131,050	\$655,000	\$523,950	\$3,041,258	<b>Purchase / Replace Plant - Red Hill Landfill Facility ( 24410/00 )</b>	\$4,547,235	\$2,725,000	(\$1,822,235)
\$1,306,253	\$1,524,666	\$218,413	\$84,960	<b>Purchase / Replace Plant - Hazelmere ( 24410/01 )</b>	\$2,398,784	\$2,788,000	\$389,216
\$0	\$0	\$0	\$0	<b>Purchase FOGO Processing Plant - Red Hill Landfill Facility ( 24410/10 )</b>	\$100,000	\$0	(\$100,000)
\$564,404	\$516,666	(\$47,738)	\$0	<b>Regional Waste Collection Project - Plant Purchases ( 24410/14 )</b>	\$1,000,000	\$1,000,000	\$0
\$0	\$179,000	\$179,000	\$0	<b>Air Pollution Control Residue Facility (APCR) Plant &amp; Equipment - Red Hill Landfill Facility ( 24410/15 )</b>	\$0	\$1,074,000	\$1,074,000
\$192,845	\$253,500	\$60,656	\$183,165	<b>Purchase / Replace Minor Plant and Equipment-Red Hill Landfill Facility ( 24420/00 )</b>	\$507,000	\$507,000	\$0
\$456,720	\$233,124	(\$223,596)	\$67,630	<b>Purchase / Replace Minor Plant and Equipment - Hazelmere ( 24420/02 )</b>	\$468,259	\$466,259	(\$2,000)



# CAPITAL EXPENDITURE STATEMENT

DECEMBER 2023

Year to Date			On Order	Full Year		
Actual	Budget	Variance		Forecast	Budget	Variance
<b>Operations Team</b>						
\$332,958	\$146,622	(\$186,336)	\$0	<b>Purchase / Replace Vehicles - Red Hill Landfill Facility ( 24430/00 )</b>	\$370,000	\$293,250 (\$76,750)
\$0	\$9,996	\$9,996	\$0	<b>Purchase / Replace Office Equipment - Red Hill Landfill Facility ( 24510/08 )</b>	\$20,000	\$20,000 \$0
\$0	\$30,000	\$30,000	\$0	<b>Purchase / Replace Security System - Red Hill Waste Management Facility ( 24530/08 )</b>	\$60,000	\$60,000 \$0
\$0	\$4,998	\$4,998	\$0	<b>Purchase / Replace Security System - Hazelmere ( 24530/10 )</b>	\$10,000	\$10,000 \$0
\$13,260	\$24,996	\$11,736	\$0	<b>Waste Transfer Station - CCTV and Network - HRRP ( 24530/11 )</b>	\$50,000	\$50,000 \$0
\$175,485	\$12,498	(\$162,987)	\$0	<b>Waste Transfer Station - Thermal Cameras - HRRP ( 24530/12 )</b>	\$175,500	\$25,000 (\$150,500)
(\$1,494)	\$3,000	\$4,494	\$0	<b>Purchase Information Technology &amp; Communication Equipment - Projects ( 24550/02 )</b>	\$6,000	\$6,000 \$0
\$0	\$43,578	\$43,578	\$0	<b>Purchase Information Technology &amp; Communication Equipment - Hazelmere ( 24550/03 )</b>	\$87,166	\$87,166 \$0
\$611	\$6,000	\$5,389	\$0	<b>Purchase Information Technology &amp; Communication Equipment - Red Hill ( 24550/05 )</b>	\$12,000	\$12,000 \$0
\$8,250	\$137,496	\$129,246	\$312,283	<b>Purchase / Replace Other Equipment - Red Hill Landfill Facility ( 24590/00 )</b>	\$275,000	\$275,000 \$0
\$6,225	\$0	(\$6,225)	\$0	<b>Purchase / Replace Miscellaneous Equipment - Hazelmere ( 24590/02 )</b>	\$7,500	\$0 (\$7,500)
\$0	\$9,996	\$9,996	\$0	<b>Purchase / Replace Office Furniture and Fittings - Red Hill Landfill Facility ( 24610/08 )</b>	\$20,000	\$20,000 \$0



# CAPITAL EXPENDITURE STATEMENT

DECEMBER 2023

Year to Date			On Order	Full Year			
Actual	Budget	Variance		Forecast	Budget	Variance	
<b>Operations Team</b>							
\$0	\$9,996	\$9,996	\$0	<b>Purchase Office Furniture and Fittings - Hazelmere Office</b> ( 24610/10 )	\$20,000	\$20,000	\$0
\$16,893	\$13,500	(\$3,393)	\$0	<b>Purchase Furniture and Fittings - Hazelmere Workshop</b> ( 24610/11 )	\$27,000	\$27,000	\$0
\$135,208	\$960,000	\$824,792	\$92,198	<b>Refurbish Plant - Red Hill Landfill Facility</b> ( 25410/00 )	\$1,260,000	\$1,260,000	\$0
<b>\$8,655,352</b>	<b>\$10,702,003</b>	<b>\$2,046,651</b>	<b>\$6,751,314</b>		<b>\$25,793,058</b>	<b>\$27,087,879</b>	<b>\$1,294,821</b>
<b>\$8,769,714</b>	<b>\$11,362,894</b>	<b>\$2,593,180</b>	<b>\$6,754,378</b>	<b>TOTAL CAPITAL EXPENDITURE</b>	<b>\$27,181,731</b>	<b>\$28,409,629</b>	<b>\$1,227,898</b>



## STATEMENT OF FINANCIAL POSITION

DECEMBER 2023

Actual June 2023	Actual Year to Date	(F) = Favourable variation (U) = Unfavourable variation	Full Year		
			Forecast	Budget	Variance
<b>Current Assets</b>					
\$26,624,162	\$4,887,382	Cash and Cash Equivalents	\$1,097,002	\$1,097,002	\$0 (F)
\$53,500,000	\$78,500,000	Investments	\$31,810,067	\$31,810,067	\$0 (F)
\$4,817,449	\$5,733,274	Trade and Other Receivables	\$2,988,058	\$2,988,058	\$0 (F)
\$32,949	\$89,436	Inventories	\$39,035	\$39,035	\$0 (F)
\$20,620	\$321,133	Other Assets	\$67,382	\$67,382	\$0 (F)
<b>\$84,995,180</b>	<b>\$89,531,225</b>	<b>Total Current Assets</b>	<b>\$36,001,544</b>	<b>\$36,001,544</b>	<b>\$0 (F)</b>
<b>Current Liabilities</b>					
\$6,798,058	\$7,455,267	Trade and Other Payables	\$6,201,968	\$6,201,968	\$0 (F)
\$2,139,838	\$2,156,903	Provisions	\$1,947,778	\$1,947,778	\$0 (F)
<b>\$8,937,896</b>	<b>\$9,612,170</b>	<b>Total Current Liabilities</b>	<b>\$8,149,746</b>	<b>\$8,149,746</b>	<b>\$0 (F)</b>
<b>\$76,057,284</b>	<b>\$79,919,055</b>	<b>Net Current Assets</b>	<b>\$27,851,798</b>	<b>\$27,851,798</b>	<b>\$0 (F)</b>
<b>Non Current Assets</b>					
\$47,850,257	\$47,850,257	Land	\$47,850,257	\$47,850,257	\$0 (F)
\$9,172,808	\$20,652,937	Buildings	\$29,267,252	\$29,267,252	\$0 (F)
\$21,117,026	\$20,250,866	Structures	\$40,495,127	\$40,495,127	\$0 (F)
\$12,584,804	\$13,847,233	Plant	\$23,532,419	\$23,532,419	\$0 (F)
\$399,739	\$547,438	Equipment	\$2,126,573	\$2,126,573	\$0 (F)
\$156,319	\$162,532	Furniture and Fittings	\$164,972	\$164,972	\$0 (F)
\$37,743,167	\$31,329,132	Work in Progress	\$17,536,763	\$17,536,763	\$0 (F)
<b>\$129,024,120</b>	<b>\$134,640,395</b>	<b>Total Non Current Assets</b>	<b>\$160,973,363</b>	<b>\$160,973,363</b>	<b>\$0 (F)</b>
<b>Non Current Liabilities</b>					
\$27,407,664	\$28,349,581	Provisions	\$12,147,577	\$12,147,577	\$0 (F)
<b>\$27,407,664</b>	<b>\$28,349,581</b>	<b>Total Non Current Liabilities</b>	<b>\$12,147,577</b>	<b>\$12,147,577</b>	<b>\$0 (F)</b>
<b>\$177,673,740</b>	<b>\$186,209,869</b>	<b>Net Assets</b>	<b>\$176,677,584</b>	<b>\$176,677,584</b>	<b>\$0 (F)</b>
<b>Equity</b>					
\$81,382,357	\$88,296,745	Accumulated Surplus/Deficit	\$106,680,934	\$106,680,934	\$0 (F)
\$37,145,634	\$37,145,634	Asset Revaluation Reserve	\$37,157,892	\$37,157,892	\$0 (F)
\$52,231,361	\$52,231,361	Cash Backed Reserves	\$30,383,277	\$30,383,277	\$0 (F)
<b>\$6,914,388</b>	<b>\$8,536,129</b>	<b>Net change in assets from operations</b>	<b>\$2,455,481</b>	<b>\$2,455,481</b>	<b>\$0 (F)</b>
<b>\$177,673,740</b>	<b>\$186,209,869</b>	<b>Total Equity</b>	<b>\$176,677,584</b>	<b>\$176,677,584</b>	<b>\$0 (F)</b>





## CASH AND INVESTMENTS DECEMBER 2023

Actual June 2023	Actual Year to Date	(F) = Favourable variation (U) = Unfavourable variation	Full Year		
			Forecast	Budget	Variance
<b>Municipal Cash and Investments</b>					
26,620,112	4,883,332	Cash at Bank - Municipal Fund 01001/00	294,395	294,395	0 (F)
4,050	4,050	Cash on Hand 01019/00 - 02	4,050	4,050	0 (F)
1,268,639	28,575,797	Investments - Municipal Fund 02021/00	1,063,188	1,063,188	0 (F)
<b>27,892,801</b>	<b>33,463,179</b>	<b>Total Municipal Cash</b>	<b>1,361,633</b>	<b>1,361,633</b>	<b>0 (F)</b>
<b>Restricted Cash and Investments</b>					
1,347,454	346,803	Restricted Investments - Plant and Equipment 02022/01	256,568	256,568	0 (F)
4,263,318	4,350,236	Restricted Investments - Post Closure Site Rehabilitation Red Hill 02022/02	6,204,205	6,204,205	0 (F)
9,036,948	2,809,999	Restricted Investments - Future Development 02022/03	884,621	884,621	0 (F)
1,973,037	2,013,262	Restricted Investments - Environmental Monitoring Red Hill 02022/04	2,902,707	2,902,707	0 (F)
40,237	744,166	Restricted Investments - Class IV Cells Red Hill 02022/07	467,165	467,165	0 (F)
7,915,283	10,160,450	Restricted Investments - Secondary Waste Processing 02022/09	10,097,446	10,097,446	0 (F)
2,378,510	2,777,886	Restricted Investments - Class III Cells 02022/10	3,156,111	3,156,111	0 (F)
5,506,111	5,618,366	Restricted Investments - EastLink Relocation 02022/13	5,685,769	5,685,769	0 (F)
18,663,605	19,973,612	Restricted Investments - Committed Funds 02022/14	0	0	0 (F)
1,106,858	1,129,423	Restricted Investments - Long Service Leave 02022/90	1,162,158	1,162,158	0 (F)
<b>52,231,361</b>	<b>49,924,203</b>	<b>Total Restricted Cash</b>	<b>30,816,750</b>	<b>30,816,750</b>	<b>0 (F)</b>
<b>80,124,162</b>	<b>83,387,382</b>	<b>TOTAL CASH AND INVESTMENTS</b>	<b>32,178,383</b>	<b>32,178,383</b>	<b>0 (F)</b>

The Cash at Bank - Municipal Fund represents the balance on the last day of the relevant month. Any portion of the balance available for investment is transferred into the Investment - Municipal Fund account in the following period. Funds held in the Cash at Bank - Municipal Fund continue to accrue interest as per the Westpac commercial rates.



## STATEMENT OF FINANCIAL ACTIVITY December 2023

Year to Date			Full Year		
Actual	Budget	Variance	(F) = Favourable variation (U) = Unfavourable variation	Forecast	Budget
<b>OPERATING ACTIVITIES</b>					
<b>Revenue from operating activities</b>					
\$32,431,994	\$25,145,935	\$7,286,059	(F)	\$46,234,883	\$46,234,883
\$1,651,011	\$1,305,166	\$345,845	(F)	\$2,739,095	\$2,739,095
\$1,867,278	\$1,015,152	\$852,126	(F)	\$2,030,365	\$2,030,365
\$1,436,028	\$1,510,764	(\$74,736)	(U)	\$3,955,714	\$3,955,714
\$109,267	\$97,987	\$11,280	(F)	\$187,938	\$187,938
<b>\$37,495,578</b>	<b>\$29,075,004</b>	<b>\$8,420,574</b>	(F)	<b>\$55,147,995</b>	<b>\$55,147,995</b>
<b>Expenditure from operating activities</b>					
(\$6,811,139)	(\$6,955,777)	\$144,638	(F)	(\$14,057,260)	(\$14,057,260)
(\$5,153,530)	(\$5,070,625)	(\$82,905)	(U)	(\$12,327,927)	(\$12,327,927)
(\$168,783)	(\$180,647)	\$11,864	(F)	(\$377,077)	(\$377,077)
(\$3,080,433)	(\$2,553,677)	(\$526,756)	(U)	(\$4,505,745)	(\$4,505,745)
\$0	\$0	\$0	(F)	\$0	\$0
(\$234,099)	(\$213,678)	(\$20,421)	(U)	(\$427,647)	(\$427,647)
(\$13,511,465)	(\$10,070,873)	(\$3,440,592)	(U)	(\$20,996,858)	(\$20,996,858)
\$0	\$0	\$0	(F)	\$0	\$0
<b>(\$28,959,449)</b>	<b>(\$25,045,277)</b>	<b>(\$3,987,769)</b>	(U)	<b>(\$52,692,514)</b>	<b>(\$52,692,514)</b>
\$3,913,083	(\$10,047,353)	\$13,960,436	(F)	(\$15,765,450)	(\$15,765,450)
<b>\$12,449,212</b>	<b>(\$6,017,626)</b>	<b>\$18,393,241</b>	(F)	<b>(\$13,309,969)</b>	<b>(\$13,309,969)</b>
<b>Amount attributable to operating activities</b>					
<b>INVESTING ACTIVITIES</b>					
<b>Inflows from investing activities</b>					
\$182,273	\$180,000	\$2,273	(F)	\$422,000	\$422,000
<b>\$182,273</b>	<b>\$180,000</b>	<b>\$2,273</b>	(F)	<b>\$422,000</b>	<b>\$422,000</b>
<b>Outflows from investing activities</b>					
(\$7,676,067)	(\$7,871,406)	\$195,339	(F)	(\$15,742,871)	(\$15,742,871)
(\$1,093,647)	(\$6,333,348)	\$5,239,701	(F)	(\$12,666,758)	(\$12,666,758)
<b>(\$8,769,714)</b>	<b>(\$14,204,754)</b>	<b>\$5,435,040</b>	(F)	<b>(\$28,409,629)</b>	<b>(\$28,409,629)</b>
<b>(\$8,587,441)</b>	<b>(\$14,024,754)</b>	<b>\$5,437,313</b>	(F)	<b>(\$27,987,629)</b>	<b>(\$27,987,629)</b>
<b>Amount attributable to investing activities</b>					
<b>FINANCING ACTIVITIES</b>					
<b>Inflows from financing activities</b>					
\$21,288,664	\$14,110,062	\$7,178,602	(F)	\$28,220,137	\$28,220,137
<b>\$21,288,664</b>	<b>\$14,110,062</b>	<b>\$7,178,602</b>	(F)	<b>\$28,220,137</b>	<b>\$28,220,137</b>
<b>Outflows from financing activities</b>					
(\$18,981,506)	(\$6,249,912)	(\$12,731,594)	(U)	(\$12,499,893)	(\$12,499,893)
<b>(\$18,981,506)</b>	<b>(\$6,249,912)</b>	<b>(\$12,731,594)</b>	(U)	<b>(\$12,499,893)</b>	<b>(\$12,499,893)</b>
<b>\$2,307,158</b>	<b>\$7,860,150</b>	<b>(\$5,552,992)</b>	(U)	<b>\$15,720,244</b>	<b>\$15,720,244</b>
<b>Amount attributable to financing activities</b>					
<b>MOVEMENT IN SURPLUS OR DEFICIT</b>					
\$2,825,406	\$22,612,402	(\$19,786,996)	(U)	\$22,612,402	\$22,612,402
\$12,449,212	(\$6,017,626)	\$18,466,838	(F)	(\$13,309,969)	(\$13,309,969)
(\$8,587,441)	(\$14,024,754)	\$5,437,313	(F)	(\$27,987,629)	(\$27,987,629)
\$2,307,158	\$7,860,150	(\$5,552,992)	(U)	\$15,720,244	\$15,720,244
<b>\$8,994,335</b>	<b>\$10,430,172</b>	<b>(\$1,435,837)</b>	(U)	<b>(\$2,964,952)</b>	<b>(\$2,964,952)</b>
<b>Surplus or deficit after imposition of general rates</b>					

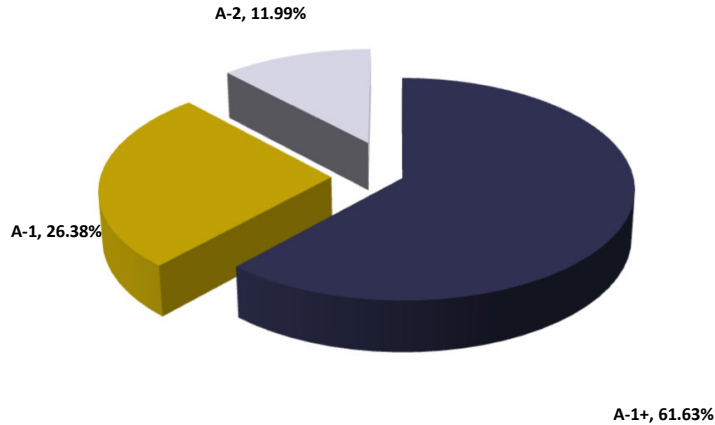
## EMRC Investment Report

December 2023

### I. Overall Portfolio Limits

S&P Long Term Rating	S&P Short Term Rating	Short Term % Portfolio	Investment Maximum %
AA-	A-1+	61.63%	100.00%
A	A-1	26.38%	100.00%
BBB	A-2	11.99%	40.00%
		100.00%	

**Investment by S&P Rating**



### II. Single Entity Exposure

	S&P Long Term Rating	S&P Short Term Rating	Short Term % Portfolio
ANZ Banking Group	AA-	A-1+	29.98%
AMP	BBB	A-2	11.99%
NAB	AA-	A-1+	0.00%
Westpac / St. George Bank	AA-	A-1+	31.65%
Suncorp	A+	A-1	26.38% *
BOQ / ME Bank	BBB+	A-2	0.00%
Commonwealth Bank	AA-	A-1+	0.00%
ING	A	A-1	0.00%
Macquarie Bank	A+	A-1	0.00%
			100.00%

\* Non-Fossil Fuel ADI (Authorised Deposit Taking Institution)

### III. Term to Maturity Framework

Maturity Profile	Investment Policy Guidelines		
	% Portfolio	% Min	% Max
Less Than 1 Year	100.00%	40%	100%
Greater than 1 year & less than or equal to 3 years	0.00%	0%	60%
		100.00%	

### IV. Fossil Fuel Divestment

	% Portfolio	
Non-Fossil Fuel ADI's	26.38%	
Fossil Fuel ADI's	73.62%	
		100.00%

## 14.4 FINANCIAL REPORT FOR PERIOD ENDED 31 JANUARY 2024

D2024/03705

### PURPOSE OF REPORT

The purpose of this report is to provide Council with an overview of the EMRC's financial performance for the period ended 31 January 2024.

### KEY POINTS

- Significant year to date budget variances greater than 10% or \$20,000, whichever is the greater, within each nature and type category on the Statement of Comprehensive Income as at 31 January 2024 have been identified and are reported on in the body of the report.

### RECOMMENDATIONS

That Council receives the Statement of Comprehensive Income, Capital Expenditure Statement, Statement of Financial Position, Statement of Cash and Investments and the Investment Report for the period ended 31 January 2024.

### SOURCE OF REPORT

Chief Financial Officer

### BACKGROUND

- 1 It is a requirement of the *Local Government (Financial Management) Regulations 1996* (r.34) that a Local Government is to prepare and present to Council financial reports in such a form as the Local Government considers to be appropriate.
- 2 Submitted to each meeting of Council is a financial report and summaries which provide an overview of year to date budget performance for operating activities and capital works. Variances greater than 10% or \$20,000, whichever is the greater, within each nature and type category on the Statement of Comprehensive Income are reported on in the body of the report. Also included are end of year forecasts by nature and type for operating activities and end of year forecasts for each capital works project. These forecasts are reviewed regularly in order to provide an accurate forecast of the end of year result.

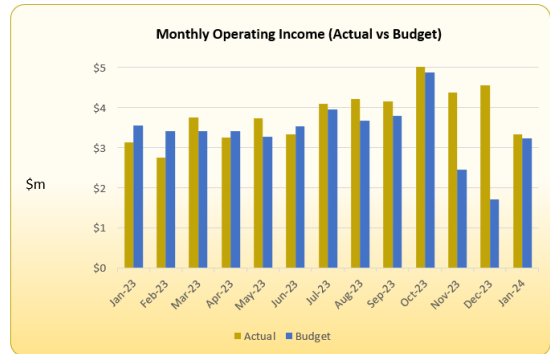
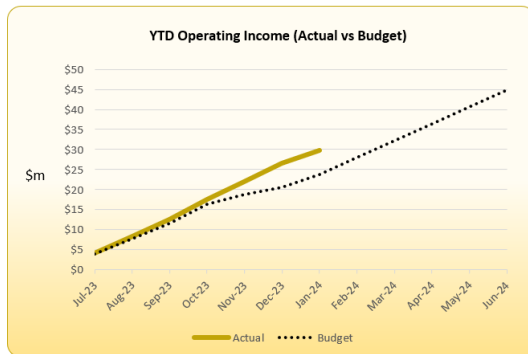
### REPORT

- 3 Outlined below are financial statements for the period ended 31 January 2024. Where possible the year to date monthly budget allocations will be reviewed in order to match the appropriate timing for the various projects budgeted to be undertaken. This will provide a better comparison between the year to date actual and year to date budget figures.

**Statement of Comprehensive Income - Nature and Type (refer Attachment 1)**

4 The net operating result as at 31 January 2024 is a favourable variance of \$3,956,353 (87.30%) against budget. The following information is provided on key aspects of Council’s year to date financial performance:

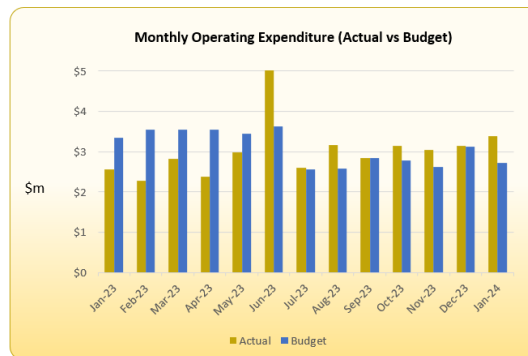
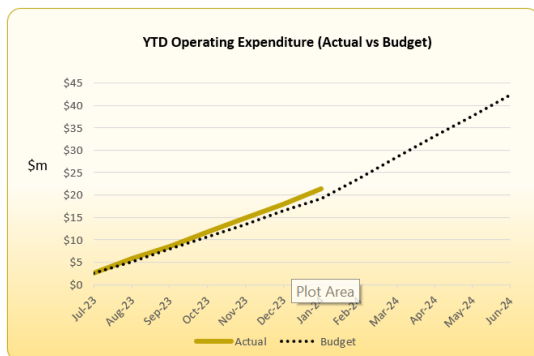
<b>Operating Income</b>	Actuals for the Year	A favourable variance of \$6,093,365 (25.69%)
	End of Year Forecasts	As per budget – not yet due to be reviewed.



**Operating Income Variances Previously Reported to Council**

- 5 Net User Charges of \$21,533,804 is above the budget by \$4,178,993 (24.08%). The variance is attributable to additional tonnages received.
- 6 Secondary Waste Charge of \$1,998,326 is above the budget by \$597,946 (42.70%). This is primary attributed to the delay in East Rockingham Waste to Energy (ERWtE) project and the tonnages from member councils being redirected to Redhill Waste Management Facility.
- 7 Interest on Municipal Cash Investments of \$751,580 is above the budget by \$626,301 (499.92%) due to the higher investment rate achieved (4.84% average interest vs 3.75% budgeted) and higher available funds for investments.
- 8 Interest on Restricted Cash Investments of \$1,457,931 is above the budget by \$398,866 (37.66%) due to the higher in investment rates achieved and higher available funds for investments.
- 9 Reimbursement is above the budget by \$366,163 (35.85%) and the variance is due to the reimbursement received for Biobag and Woodside project.
- 10 There were no further significant Operating Income variances as at 31 January 2024.

<b>Operating Expenditure</b>	Actuals for the Year	An overspend variance of \$2,137,012 (11.14%)
	End of Year Forecasts	As per budget – not yet due to be reviewed.



### Operating Expenditure Variances Previously Reported to Council

- 11 Material Expenses of \$1,231,734 is above the budget by \$297,293 (31.82%). The major variance relates to the purchase of Biobag which was reimbursed.
- 12 Fuel Expenses of \$1,072,628 is above the budget by \$175,186 (19.52%). The variance is due to the increased fuel consumption resulting from the higher volume of tonnage received.
- 13 Depreciation Expenses is above the budget by \$639,476 (22.18%). The major variance relates to the higher cell usage as a result of additional commercial and non-member Council tonnages received.
- 14 Miscellaneous Expenses is below the budget by \$136,437 (19.58%) due to the timing of various projects from different business units. Areas where the expenditures are lower than budget for various directorates/business units include: CEO's (\$54,695), Business Support (\$17,327), Sustainability (\$46,913), and Operations (\$17,502).
- 15 Provision Expenses is above the budget by \$548,730 (104.75%). This non-cash flow variance relates to the Post Closure Site Rehabilitation and Environmental Monitoring provisions as a result of the additional commercial and non-member Council tonnages received during the January month.
- 16 Cost Allocations is below the budget by \$508,330 (99.96%). This variance relates to internal costs allocated to various projects and specifically capital expenditure projects that have been budgeted to utilise the EMRC's plant and labour as well as the timing of various projects.

### Operating Expenditure Variances not previously reported to Council

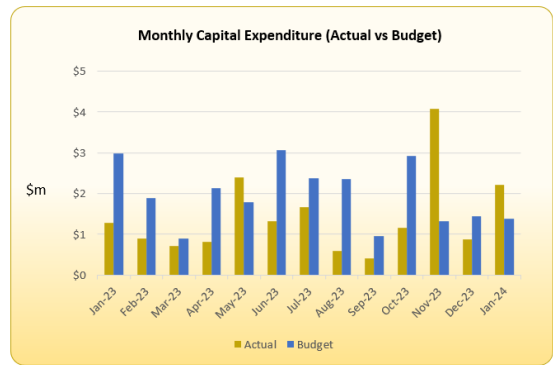
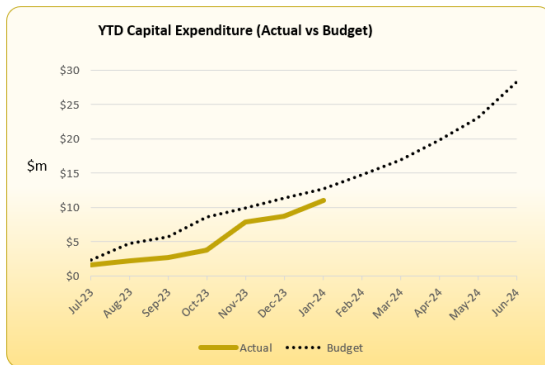
- 17 Insurance Expenses is above the budget by \$29,192 (11.71%). The variance is due to the insurance expenses that are being claimed.
- 18 There were no further significant Operating Expenditure variances as at 31 January 2024.

<b>Other Comprehensive Income</b>	Actuals for the Year	Nil
	End of Year Forecasts	Nil

- 19 There were no significant Other Comprehensive Income variances as at 31 January 2024.

**Capital Expenditure Statement (refer Attachment 2)**

<b>Capital Expenditure</b>	Actuals for the Year	An underspend variance of \$1,775,195
	End of Year Forecasts	As per budget – not yet due to be reviewed.



**Capital Expenditure Variances**

21 An underspent variance of \$1,775,195 existed as at 31 January 2024 when compared to the budget of \$12,753,246.

22 Capital expenditure totalling \$10,978,051 with the major capital expenditure being undertaken on the following:

- Construct Waste Transfer Station - HRRP - \$2,395,273;
- Construct Wood Waste to Energy Building - HRRP - \$1,938,442;
- Purchase / Replace Plant - HRRP - \$1,391,253;
- Refurbish Plant - RHWMF - \$864,536;
- Purchase / Replace Plant - RHWMF - \$570,308;
- Regional Waste Collection Project - Plant Purchases - \$564,404;
- Purchase / Replace Minor Plant and Equipment - HRRP - \$538,450;
- Purchase / Replace Vehicles - RHWMF - \$332,958;
- Purchase / Replace Minor Plant and Equipment - RHWMF - \$283,811;
- Upgrade Power Supply to Workshop No 2 - RHWMF - \$281,977;
- Sewer Line connection to Talloman – HRRP - \$280,469;
- Hydrant Upgrade - HRRP - \$256,007;
- Leachate Pond Deepening - RHWMF - \$229,713;
- Construct Roads / Carparks - RHWMF - \$211,134;
- Waste Transfer Station - Thermal Cameras - HRRP - \$194,090; and
- Resource Recovery Park - Noise Control Fencing - \$153,022.

23 As end of year forecasts are yet to be reviewed, the forecast balances as at 31 January 2024 are as per the budget estimates.

**Statement of Financial Position (refer Attachment 3)**

24 The Statement of Financial Position shows the overall impact of actual balances compared with budget provisions and end of year forecasts for operating and capital works activities.

25 Total Equity as at 31 January 2024 totals \$186,162,098. This is an increase of \$8,488,358 from the 30 June 2023 equity of \$177,673,740.

26 As end of year forecasts are yet to be reviewed, the forecast balances as at 31 January 2024 are as per the budget estimates.

**Statement of Cash and Investments (refer Attachment 4)**

27 The level of cash and investments in the Municipal Fund as at 31 January 2024 is \$30,609,856 and Restricted Cash amount to \$48,312,081.

28 The net movement for the month is a decrease of \$4,465,445.

29 As end of year forecasts are yet to be reviewed, the forecast balances as at 31 January 2024 are as per the budget estimates.

**Statement of Financial Activity (refer Attachment 5)**

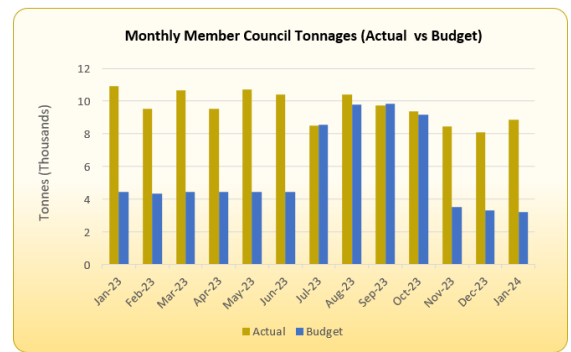
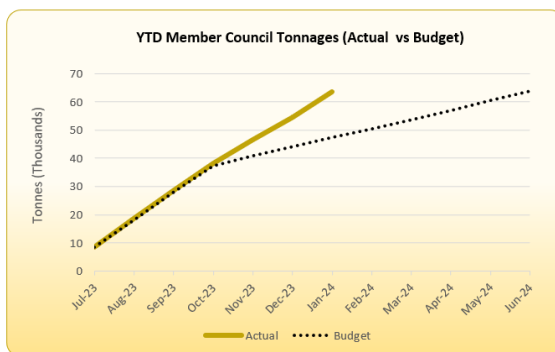
30 The Statement of Financial Activity combines information from other report to include Operating Revenue and Expenditure, Capital Income and Expenditure, and transfers to and from reserves.

31 The explanation of material variances can be found in the paragraphs under the "Statement of Comprehensive Income - Nature and Type" section.

**Investment Report (refer Attachment 6)**

32 Term deposits valued at \$29,500,000 matured during January 2024. Of this amount, \$8,500,000 was redeemed while the remaining \$21,000,000 was reinvested into further term deposits.

**Tonnages - Member Councils**

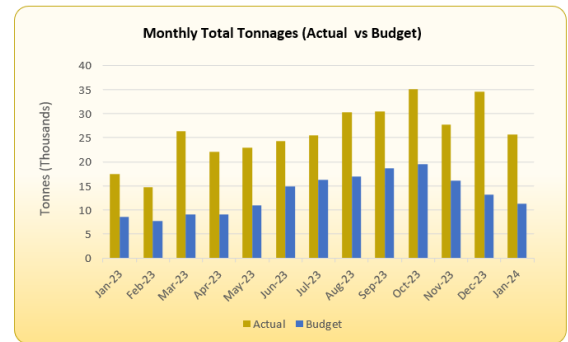
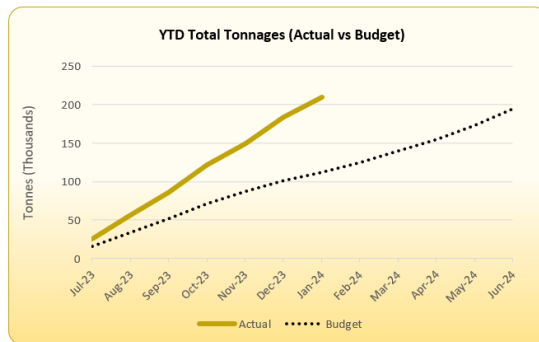


33 Tonnages received from member Councils were 63,441 tonnes compared to the budget of 47,433 tonnes.

34 This compared with 78,066 tonnes in the previous corresponding period. The main variance is due to Kalamunda withdrawal.



### Tonnages - Total Tonnages



35 Total Red Hill tonnages received from all sources were 209,319 tonnes compared to the budget of 112,052 tonnes. The variance is mainly as a result of the higher commercial and non-member Council tonnes received.

36 As at the same period in 2022/2023 tonnages received from all sources totalled 131,891 tonnes.

### STRATEGIC/POLICY IMPLICATIONS

37 Reporting on EMRC Strategic Policy implications align with the revised Strategic Plan 2017-2027 and the Sustainability Strategy.

### FINANCIAL IMPLICATIONS

38 As outlined within the report and attachments.

### SUSTAINABILITY IMPLICATIONS

39 Nil

### RISK MANAGEMENT

Risk – Non-Compliance with Financial Regulations		
Consequence	Likelihood	Rating
Moderate	Unlikely	Moderate
Action/Strategy		
<ul style="list-style-type: none"> <li>➤ The financial report is scrutinised by the EMRC Council to ensure that all statutory requirements are met.</li> <li>➤ Internal Audit reviews to ensure compliance with Financial Regulations.</li> <li>➤ External Audit confirms compliance.</li> </ul>		

**MEMBER COUNCIL IMPLICATIONS**

**Member Council**

Town of Bassendean  
 City of Bayswater  
 Shire of Mundaring  
 City of Swan



**Implication Details**

As outlined in the report.

**ATTACHMENT(S)**

1. Statement of Comprehensive Income by Nature and Type (D2024/03993)
2. Capital Expenditure Statement (D2024/04000)
3. Statement of Financial Position (D2024/04001)
4. Statement of Cash and Investments (D2024/04003)
5. Statement of Financial Activity (D2024/04004)
6. Investment Report (D2024/04005)

**VOTING REQUIREMENT**

Simple Majority

**RECOMMENDATION(S)**

That Council receives the Statement of Comprehensive Income, Capital Expenditure Statement, Statement of Financial Position, Statement of Cash and Investments, Statement of Financial Activity and the Investment Report for the period ended 31 January 2024.

**COUNCIL RESOLUTION(S)**

MOVED CR AMES

SECONDED CR ELLERY

THAT COUNCIL RECEIVES THE STATEMENT OF COMPREHENSIVE INCOME, CAPITAL EXPENDITURE STATEMENT, STATEMENT OF FINANCIAL POSITION, STATEMENT OF CASH AND INVESTMENTS, STATEMENT OF FINANCIAL ACTIVITY AND THE INVESTMENT REPORT FOR THE PERIOD ENDED 31 JANUARY 2024.

**CARRIED UNANIMOUSLY**



# STATEMENT OF COMPREHENSIVE INCOME

## Nature and Type

Year to Date

January 2024

Full Year

Year to Date			Full Year				
Actual	Budget	Variance		Forecast	Budget	Variance	
<b>Operating Income</b>							
\$34,177,378	\$26,763,036	\$7,414,342	(F)	User Charges	\$43,897,155	\$43,897,155	\$0 (F)
(\$12,643,574)	(\$9,408,225)	(\$3,235,349)	(U)	<u>Less</u> Landfill Levy Charges	(\$10,628,512)	(\$10,628,512)	\$0 (F)
\$21,533,804	\$17,354,811	\$4,178,993	(F)	Net User Charges	\$33,268,643	\$33,268,643	\$0 (F)
\$338,749	\$348,097	(\$9,348)	(U)	Special Charges	\$591,096	\$591,096	\$0 (F)
\$1,998,326	\$1,400,380	\$597,946	(F)	Secondary Waste Charge	\$1,746,632	\$1,746,632	\$0 (F)
\$95,420	\$92,105	\$3,315	(F)	Contributions	\$109,755	\$109,755	\$0 (F)
\$329,623	\$341,000	(\$11,377)	(U)	Operating Grants	\$690,000	\$690,000	\$0 (F)
\$751,580	\$125,279	\$626,301	(F)	Interest Municipal Cash Investments	\$214,775	\$214,775	\$0 (F)
\$1,457,931	\$1,059,065	\$398,866	(F)	Interest Restricted Cash Investments	\$1,815,590	\$1,815,590	\$0 (F)
\$1,387,680	\$1,021,517	\$366,163	(F)	Reimbursements	\$1,939,340	\$1,939,340	\$0 (F)
\$1,737,077	\$1,796,844	(\$59,767)	(U)	Other	\$3,955,714	\$3,955,714	\$0 (F)
\$182,273	\$180,000	\$2,273	(F)	Proceeds from Sale of Assets	\$422,000	\$422,000	\$0 (F)
<b>\$29,812,463</b>	<b>\$23,719,098</b>	<b>\$6,093,365</b>	<b>(F)</b>	<b>Total Operating Income</b>	<b>\$44,753,545</b>	<b>\$44,753,545</b>	<b>\$0 (F)</b>
<b>Operating Expenditure</b>							
\$8,315,116	\$8,052,163	(\$262,953)	(U)	Salary Expenses	\$14,057,260	\$14,057,260	\$0 (F)
\$4,945,608	\$5,120,368	\$174,760	(F)	Contract Expenses	\$10,391,841	\$10,391,841	\$0 (F)
\$1,231,734	\$934,441	(\$297,293)	(U)	Material Expenses	\$1,936,086	\$1,936,086	\$0 (F)
\$207,835	\$219,891	\$12,056	(F)	Utility Expenses	\$377,077	\$377,077	\$0 (F)
\$1,072,628	\$897,442	(\$175,186)	(U)	Fuel Expenses	\$1,538,583	\$1,538,583	\$0 (F)
\$0	\$0	\$0	(F)	Interest Expenses	\$0	\$0	\$0 (F)
\$278,483	\$249,291	(\$29,192)	(U)	Insurance Expenses	\$427,647	\$427,647	\$0 (F)
\$3,522,987	\$2,883,511	(\$639,476)	(U)	Depreciation Expenses	\$4,505,745	\$4,505,745	\$0 (F)
\$560,341	\$696,778	\$136,437	(F)	Miscellaneous Expenses	\$8,030,117	\$8,030,117	\$0 (F)
\$1,072,592	\$523,862	(\$548,730)	(U)	Provision Expenses	\$917,260	\$917,260	\$0 (F)
(\$227)	(\$508,557)	(\$508,330)	(U)	Costs Allocated	(\$117,614)	(\$117,614)	\$0 (F)
\$117,008	\$117,903	\$895	(F)	Carrying Amount of Assets Disposed Of	\$234,062	\$234,062	\$0 (F)
<b>\$21,324,105</b>	<b>\$19,187,093</b>	<b>(\$2,137,012)</b>	<b>(U)</b>	<b>Total Operating Expenditure</b>	<b>\$42,298,064</b>	<b>\$42,298,064</b>	<b>\$0 (F)</b>
<b>\$8,488,358</b>	<b>\$4,532,005</b>	<b>\$3,956,353</b>	<b>(F)</b>	<b>NET RESULT BEFORE OTHER COMPREHENSIVE INCOME</b>	<b>\$2,455,481</b>	<b>\$2,455,481</b>	<b>\$0 (F)</b>
Surplus	Surplus				Surplus	Surplus	
<b>Other Comprehensive Income</b>							
\$0	\$0	\$0	(F)	Revaluation of Assets/Accumulated Depreciation Reversal	\$0	\$0	\$0 (F)
<b>\$0</b>	<b>\$0</b>	<b>\$0</b>	<b>(F)</b>	<b>Total Other Comprehensive Income</b>	<b>\$0</b>	<b>\$0</b>	<b>\$0 (F)</b>
<b>\$8,488,358</b>	<b>\$4,532,005</b>	<b>\$3,956,353</b>	<b>(F)</b>	<b>CHANGE IN NET ASSETS FROM OPERATIONS</b>	<b>\$2,455,481</b>	<b>\$2,455,481</b>	<b>\$0 (F)</b>
Surplus	Surplus				Surplus	Surplus	

## Notes:

1. User Charges - include member Councils and casual users pertaining to waste, risk management and environmental services fees and charges;
2. Special Charges - Waste Education Levy;
3. Contributions - member Councils' contributions to projects and services;
4. Operating Grants - grant income predominantly from government agencies; and
5. Other Operating Income - includes income from the sale of products;

(F) denotes Favourable variance and (U) denotes Unfavourable variance



## CAPITAL EXPENDITURE STATEMENT

### JANUARY 2024

Year to Date			On Order	Full Year			
Actual	Budget	Variance		Forecast	Budget	Variance	
<b>CEO's Team</b>							
\$0	\$40,831	\$40,831	\$0	Purchase Information Technology & Communication Equipment - Councillors ( 24550/01 )	\$70,000	\$70,000	\$0
\$0	\$40,831	\$40,831	\$0		\$70,000	\$70,000	\$0



# CAPITAL EXPENDITURE STATEMENT

JANUARY 2024

Year to Date			On Order	Full Year			
Actual	Budget	Variance		Forecast	Budget	Variance	
<b>Business Support</b>							
\$0	\$164,493	\$164,493	\$0	Extend Ascot PV & EV Charging ( 24399/28 )	\$53,603	\$282,000	\$228,397
\$107,954	\$40,103	(\$67,851)	\$0	Purchase Vehicles - Ascot Place ( 24440/00 )	\$295,954	\$68,750	(\$227,204)
\$0	\$243,831	\$243,831	\$0	Purchase Vehicles - Ascot Place (Electric Vehicles) ( 24440/01 )	\$250,000	\$418,000	\$168,000
\$0	\$5,831	\$5,831	\$0	Purchase Furniture Fittings & Equipment - Corporate Services ( 24510/01 )	\$10,000	\$10,000	\$0
\$0	\$42,581	\$42,581	\$0	Purchase Information Technology & Communication Equipment ( 24550/00 )	\$73,000	\$73,000	\$0
\$0	\$55,412	\$55,412	\$0	Capital Improvement Administration Building - Ascot Place ( 25240/01 )	\$95,000	\$95,000	\$0
\$0	\$2,912	\$2,912	\$0	Upgrade Security Equipment - Ascot Place ( 25530/01 )	\$5,000	\$5,000	\$0
<b>\$107,954</b>	<b>\$555,163</b>	<b>\$447,209</b>	<b>\$0</b>		<b>\$782,557</b>	<b>\$951,750</b>	<b>\$169,193</b>



# CAPITAL EXPENDITURE STATEMENT

JANUARY 2024

Year to Date			On Order	Full Year			
Actual	Budget	Variance		Forecast	Budget	Variance	
<b>Sustainability Team</b>							
\$0	\$174,959	\$174,959	\$0	Construct Monitoring Bores - Red Hill Landfill Facility ( 24396/00 )	\$100,000	\$300,000	\$200,000
\$6,408	\$0	(\$6,408)	\$3,064	Purchase of Fume Hood at HRRP - Waste Environment ( 24590/10 )	\$40,000	\$0	(\$40,000)
<b>\$6,408</b>	<b>\$174,959</b>	<b>\$168,552</b>	<b>\$3,064</b>		<b>\$140,000</b>	<b>\$300,000</b>	<b>\$160,000</b>



# CAPITAL EXPENDITURE STATEMENT

## JANUARY 2024

Year to Date			On Order		Full Year		
Actual	Budget	Variance			Forecast	Budget	Variance
<b>Operations Team</b>							
\$83,698	\$41,666	(\$42,032)	\$0	<b>Construct Waste Management Facility Buildings - Red Hill Landfill Facility ( 24250/01 )</b>	\$75,000	\$250,000	\$175,000
\$1,938,442	\$1,590,205	(\$348,237)	\$266,239	<b>Construct Wood Waste to Energy Building - HRRP ( 24259/05 )</b>	\$3,549,791	\$2,727,588	(\$822,203)
\$2,395,273	\$849,858	(\$1,545,415)	\$14,280	<b>Construct Waste Transfer Station - HRRP ( 24259/10 )</b>	\$2,468,614	\$849,858	(\$1,618,756)
\$2,360	\$0	(\$2,360)	\$0	<b>Construct Weighbridge Office - HRRP ( 24259/12 )</b>	\$2,360	\$0	(\$2,360)
\$1,682	\$0	(\$1,682)	\$0	<b>Construct Site Workshop - HRRP ( 24259/13 )</b>	\$1,699	\$0	(\$1,699)
\$281,977	\$0	(\$281,977)	\$0	<b>Upgrade Power Supply to Workshop No 2 - Red Hill Landfill Facility ( 24259/15 )</b>	\$328,456	\$0	(\$328,456)
\$40,288	\$56,850	\$16,562	\$46,327	<b>Install Power Supply to Lots 8 9 &amp; 10 - Red Hill Landfill Facility ( 24259/16 )</b>	\$250,000	\$250,000	\$0
\$0	\$0	\$0	\$0	<b>Construct Wood Waste to Energy Dry Char Storage Facility - HRRP ( 24259/19 )</b>	\$91,000	\$0	(\$91,000)
\$0	\$51,007	\$51,007	\$0	<b>Wood Waste to Energy Plant - Fire Protection - HRRP ( 24259/22 )</b>	\$200,000	\$200,000	\$0
\$32,590	\$89,129	\$56,539	\$68,838	<b>Construct Class III Cell Stage 17 - Red Hill Landfill Facility ( 24310/21 )</b>	\$5,517,427	\$440,000	(\$5,077,427)
\$0	\$256,718	\$256,718	\$0	<b>Design and Construct Class IV Cell Stage 2 - Red Hill Landfill Facility ( 24330/04 )</b>	\$600,000	\$600,000	\$0
\$44,564	\$547,007	\$502,443	\$0	<b>Design and Construct Class IV Cell Stage 3 - Red Hill Landfill Facility ( 24330/05 )</b>	\$150,000	\$3,206,000	\$3,056,000
\$0	\$222,913	\$222,913	\$0	<b>Construct Leachate and Stormwaste Infrastructure and Siltation Ponds - Red Hill Landfill Facility ( 24350/01 )</b>	\$375,000	\$375,000	\$0



# CAPITAL EXPENDITURE STATEMENT

## JANUARY 2024

Year to Date			On Order		Full Year		
Actual	Budget	Variance			Forecast	Budget	Variance
<b>Operations Team</b>							
\$229,843	\$1,099,162	\$869,319	\$1,691,203	<b>Leachate Pond Deepening - Red Hill Landfill Facility ( 24350/02 )</b>	\$1,550,000	\$1,550,000	\$0
\$211,134	\$74,022	(\$137,112)	\$0	<b>Construct Roads / Carparks - Red Hill Landfill Facility ( 24370/00 )</b>	\$212,060	\$127,060	(\$85,000)
\$0	\$264,022	\$264,022	\$0	<b>Construct Access Road to Lots 8 9 10 - Red Hill Landfill Facility ( 24370/02 )</b>	\$660,000	\$660,000	\$0
\$33,725	\$43,750	\$10,025	\$220	<b>Construct Drainage Diversion and Earthworks Infrastructures - Red Hill Landfill Facility ( 24380/00 )</b>	\$100,000	\$75,000	(\$25,000)
\$0	\$256,624	\$256,624	\$0	<b>Construct Drainage Works to Lots 8 9 10 - Red Hill Landfill Facility ( 24380/01 )</b>	\$440,000	\$440,000	\$0
\$0	\$17,500	\$17,500	\$0	<b>Construct Litter Fence - Redhill Landfill Facility ( 24394/05 )</b>	\$30,000	\$30,000	\$0
\$153,022	\$0	(\$153,022)	\$0	<b>Resource Recovery Park - Noise Control Fencing ( 24394/06 )</b>	\$154,275	\$0	(\$154,275)
\$17,700	\$116,662	\$98,962	\$37,520	<b>Supply and Install Electronic Gates - Redhill Landfill Facility ( 24394/07 )</b>	\$200,000	\$200,000	\$0
\$12,013	\$0	(\$12,013)	\$0	<b>Construct FOGO Processing Area - Red Hill Landfill Facility ( 24395/05 )</b>	\$200,000	\$0	(\$200,000)
\$0	\$20,412	\$20,412	\$0	<b>Undertake FOGO Reference Site Tours ( 24395/06 )</b>	\$35,000	\$35,000	\$0
\$12,581	\$58,183	\$45,602	\$900	<b>Implementation of the FOGO Recovery Strategy ( 24395/07 )</b>	\$58,550	\$100,000	\$41,450
\$0	\$60,000	\$60,000	\$0	<b>Construct Hardstand 2 (Old House Site) - Hazelmere ( 24395/10 )</b>	\$0	\$360,000	\$360,000
\$0	\$183,332	\$183,332	\$424,750	<b>FOGO Picking Station - Red Hill Landfill Facility ( 24395/11 )</b>	\$450,000	\$500,000	\$50,000
\$19,128	\$0	(\$19,128)	\$0	<b>Construct Storage Bunkers for Wood Fines (QA process) - Hazelmere ( 24399/09 )</b>	\$50,000	\$0	(\$50,000)





# CAPITAL EXPENDITURE STATEMENT

## JANUARY 2024

Year to Date			On Order	Full Year		
Actual	Budget	Variance		Forecast	Budget	Variance
<b>Operations Team</b>						
\$0	\$29,162	\$29,162	\$0	<b>Air Supply lines - Waste Management Structures - Red Hill Landfill Facility ( 24399/10 )</b>	\$100,000	\$50,000 (\$50,000)
\$4,560	\$116,650	\$112,090	\$0	<b>Wood Waste to Energy Utilities/Infrastructure - HRRP ( 24399/11 )</b>	\$200,000	\$200,000 \$0
\$0	\$58,331	\$58,331	\$0	<b>Gas Extraction System Wells - Red Hill Landfill Facility ( 24399/20 )</b>	\$50,000	\$100,000 \$50,000
\$3,087	\$454,537	\$451,450	\$111,967	<b>Air Pollution Control Residue Facility (APCR) - Red Hill Landfill Facility ( 24399/21 )</b>	\$2,528,034	\$2,528,034 \$0
\$25,965	\$180,000	\$154,035	\$8,150	<b>Extension of Sewer Line from WWtE to Sewer Sump &amp; existing ATU - HRRP ( 24399/23 )</b>	\$180,000	\$180,000 \$0
\$0	\$16,650	\$16,650	\$0	<b>Noise Barrier for Hammer Mill - HRRP ( 24399/26 )</b>	\$99,900	\$99,900 \$0
\$256,007	\$175,000	(\$81,007)	\$111,109	<b>Hydrant Upgrade - HRRP ( 24399/29 )</b>	\$537,594	\$175,000 (\$362,594)
\$280,496	\$53,764	(\$226,732)	\$176,621	<b>Sewer Line connection to Talloman - HRRP ( 24399/30 )</b>	\$378,764	\$53,764 (\$325,000)
\$570,308	\$655,000	\$84,692	\$2,602,000	<b>Purchase / Replace Plant - Red Hill Landfill Facility ( 24410/00 )</b>	\$4,547,235	\$2,725,000 (\$1,822,235)
\$1,391,253	\$1,524,666	\$133,413	\$318,544	<b>Purchase / Replace Plant - Hazelmere ( 24410/01 )</b>	\$2,398,784	\$2,788,000 \$389,216
\$564,404	\$584,661	\$20,257	\$0	<b>Regional Waste Collection Project - Plant Purchases ( 24410/14 )</b>	\$1,000,000	\$1,000,000 \$0
\$0	\$179,000	\$179,000	\$0	<b>Air Pollution Control Residue Facility (APCR) Plant &amp; Equipment - Red Hill Landfill Facility ( 24410/15 )</b>	\$1,074,000	\$1,074,000 \$0
\$283,811	\$295,750	\$11,939	\$8,500	<b>Purchase / Replace Minor Plant and Equipment-Red Hill Landfill Facility ( 24420/00 )</b>	\$507,000	\$507,000 \$0
\$538,450	\$271,978	(\$266,472)	\$75,355	<b>Purchase / Replace Minor Plant and Equipment - Hazelmere ( 24420/02 )</b>	\$466,259	\$466,259 \$0



# CAPITAL EXPENDITURE STATEMENT

JANUARY 2024

Year to Date			On Order	Full Year		
Actual	Budget	Variance		Forecast	Budget	Variance
<b>Operations Team</b>						
\$332,958	\$171,059	(\$161,899)	\$0	<b>Purchase / Replace Vehicles - Red Hill Landfill Facility ( 24430/00 )</b>	\$463,958	\$293,250 (\$170,708)
\$0	\$11,662	\$11,662	\$0	<b>Purchase / Replace Office Equipment - Red Hill Landfill Facility ( 24510/08 )</b>	\$20,000	\$20,000 \$0
\$0	\$35,000	\$35,000	\$0	<b>Purchase / Replace Security System - Red Hill Waste Management Facility ( 24530/08 )</b>	\$60,000	\$60,000 \$0
\$0	\$5,831	\$5,831	\$0	<b>Purchase / Replace Security System - Hazelmere ( 24530/10 )</b>	\$10,000	\$10,000 \$0
\$13,260	\$29,162	\$15,902	\$0	<b>Waste Transfer Station - CCTV and Network - HRRP ( 24530/11 )</b>	\$50,000	\$50,000 \$0
\$194,090	\$14,581	(\$179,509)	\$0	<b>Waste Transfer Station - Thermal Cameras - HRRP ( 24530/12 )</b>	\$175,500	\$25,000 (\$150,500)
(\$1,494)	\$3,500	\$4,994	\$1,221	<b>Purchase Information Technology &amp; Communication Equipment - Projects ( 24550/02 )</b>	\$6,000	\$6,000 \$0
\$0	\$50,841	\$50,841	\$1,725	<b>Purchase Information Technology &amp; Communication Equipment - Hazelmere ( 24550/03 )</b>	\$70,363	\$87,166 \$16,803
\$611	\$7,000	\$6,389	\$1,725	<b>Purchase Information Technology &amp; Communication Equipment - Red Hill ( 24550/05 )</b>	\$16,803	\$12,000 (\$4,803)
\$8,250	\$160,412	\$152,162	\$312,283	<b>Purchase / Replace Other Equipment - Red Hill Landfill Facility ( 24590/00 )</b>	\$450,000	\$275,000 (\$175,000)
\$6,225	\$0	(\$6,225)	\$0	<b>Purchase / Replace Miscellaneous Equipment - Hazelmere ( 24590/02 )</b>	\$7,500	\$0 (\$7,500)
\$0	\$11,662	\$11,662	\$0	<b>Purchase / Replace Office Furniture and Fittings - Red Hill Landfill Facility ( 24610/08 )</b>	\$20,000	\$20,000 \$0



# CAPITAL EXPENDITURE STATEMENT

JANUARY 2024

Year to Date			On Order	Full Year			
Actual	Budget	Variance		Forecast	Budget	Variance	
<b>Operations Team</b>							
\$0	\$11,662	\$11,662	\$0	<b>Purchase Office Furniture and Fittings - Hazelmere Office</b> ( 24610/10 )	\$20,000	\$20,000	\$0
\$16,893	\$15,750	(\$1,143)	\$0	<b>Purchase Furniture and Fittings - Hazelmere Workshop</b> ( 24610/11 )	\$27,000	\$27,000	\$0
\$864,536	\$960,000	\$95,464	\$92,198	<b>Refurbish Plant - Red Hill Landfill Facility</b> ( 25410/00 )	\$1,260,000	\$1,260,000	\$0
<b>\$10,863,689</b>	<b>\$11,982,293</b>	<b>\$1,118,604</b>	<b>\$6,371,676</b>		<b>\$34,473,926</b>	<b>\$27,087,879</b>	<b>(\$7,386,047)</b>
<b>\$10,978,051</b>	<b>\$12,753,246</b>	<b>\$1,775,195</b>	<b>\$6,374,740</b>	<b>TOTAL CAPITAL EXPENDITURE</b>	<b>\$35,466,483</b>	<b>\$28,409,629</b>	<b>(\$7,056,854)</b>



## STATEMENT OF FINANCIAL POSITION

### JANUARY 2024

Actual June 2023	Actual Year to Date	(F) = Favourable variation (U) = Unfavourable variation	Full Year		
			Forecast	Budget	Variance
<b>Current Assets</b>					
\$26,624,162	\$5,921,937	Cash and Cash Equivalents	\$1,097,002	\$1,097,002	\$0 (F)
\$53,500,000	\$73,000,000	Investments	\$31,810,067	\$31,810,067	\$0 (F)
\$4,817,449	\$5,122,853	Trade and Other Receivables	\$2,988,058	\$2,988,058	\$0 (F)
\$32,949	\$78,488	Inventories	\$39,035	\$39,035	\$0 (F)
\$20,620	\$288,117	Other Assets	\$67,382	\$67,382	\$0 (F)
<b>\$84,995,180</b>	<b>\$84,411,395</b>	<b>Total Current Assets</b>	<b>\$36,001,544</b>	<b>\$36,001,544</b>	<b>\$0 (F)</b>
<b>Current Liabilities</b>					
\$6,798,058	\$3,969,386	Trade and Other Payables	\$6,201,968	\$6,201,968	\$0 (F)
\$2,139,838	\$2,161,833	Provisions	\$1,947,778	\$1,947,778	\$0 (F)
<b>\$8,937,896</b>	<b>\$6,131,219</b>	<b>Total Current Liabilities</b>	<b>\$8,149,746</b>	<b>\$8,149,746</b>	<b>\$0 (F)</b>
<b>\$76,057,284</b>	<b>\$78,280,176</b>	<b>Net Current Assets</b>	<b>\$27,851,798</b>	<b>\$27,851,798</b>	<b>\$0 (F)</b>
<b>Non Current Assets</b>					
\$47,850,257	\$47,850,257	Land	\$47,850,257	\$47,850,257	\$0 (F)
\$9,172,808	\$20,745,567	Buildings	\$29,267,252	\$29,267,252	\$0 (F)
\$21,117,026	\$20,162,804	Structures	\$40,495,127	\$40,495,127	\$0 (F)
\$12,584,804	\$13,987,457	Plant	\$23,532,419	\$23,532,419	\$0 (F)
\$399,739	\$524,238	Equipment	\$2,126,573	\$2,126,573	\$0 (F)
\$156,319	\$160,541	Furniture and Fittings	\$164,972	\$164,972	\$0 (F)
\$37,743,167	\$32,931,314	Work in Progress	\$17,536,763	\$17,536,763	\$0 (F)
<b>\$129,024,120</b>	<b>\$136,362,178</b>	<b>Total Non Current Assets</b>	<b>\$160,973,363</b>	<b>\$160,973,363</b>	<b>\$0 (F)</b>
<b>Non Current Liabilities</b>					
\$27,407,664	\$28,480,256	Provisions	\$12,147,577	\$12,147,577	\$0 (F)
<b>\$27,407,664</b>	<b>\$28,480,256</b>	<b>Total Non Current Liabilities</b>	<b>\$12,147,577</b>	<b>\$12,147,577</b>	<b>\$0 (F)</b>
<b>\$177,673,740</b>	<b>\$186,162,098</b>	<b>Net Assets</b>	<b>\$176,677,584</b>	<b>\$176,677,584</b>	<b>\$0 (F)</b>
<b>Equity</b>					
\$81,382,357	\$88,296,745	Accumulated Surplus/Deficit	\$106,680,934	\$106,680,934	\$0 (F)
\$37,145,634	\$37,145,634	Asset Revaluation Reserve	\$37,157,892	\$37,157,892	\$0 (F)
\$52,231,361	\$52,231,361	Cash Backed Reserves	\$30,383,277	\$30,383,277	\$0 (F)
<b>\$6,914,388</b>	<b>\$8,488,358</b>	<b>Net change in assets from operations</b>	<b>\$2,455,481</b>	<b>\$2,455,481</b>	<b>\$0 (F)</b>
<b>\$177,673,740</b>	<b>\$186,162,098</b>	<b>Total Equity</b>	<b>\$176,677,584</b>	<b>\$176,677,584</b>	<b>\$0 (F)</b>



## CASH AND INVESTMENTS JANUARY 2024

Actual June 2023	Actual Year to Date	(F) = Favourable variation (U) = Unfavourable variation	Full Year		
			Forecast	Budget	Variance
<b>Municipal Cash and Investments</b>					
26,620,112	5,917,887	Cash at Bank - Municipal Fund 01001/00	294,395	294,395	0 (F)
4,050	4,050	Cash on Hand 01019/00 - 02	4,050	4,050	0 (F)
1,268,639	24,687,919	Investments - Municipal Fund 02021/00	1,063,188	1,063,188	0 (F)
<b>27,892,801</b>	<b>30,609,856</b>	<b>Total Municipal Cash</b>	<b>1,361,633</b>	<b>1,361,633</b>	<b>0 (F)</b>
<b>Restricted Cash and Investments</b>					
1,347,454	415,772	Restricted Investments - Plant and Equipment 02022/01	256,568	256,568	0 (F)
4,263,318	4,365,152	Restricted Investments - Post Closure Site Rehabilitation Red Hill 02022/02	6,204,205	6,204,205	0 (F)
9,036,948	2,819,634	Restricted Investments - Future Development 02022/03	884,621	884,621	0 (F)
1,973,037	2,020,166	Restricted Investments - Environmental Monitoring Red Hill 02022/04	2,902,707	2,902,707	0 (F)
40,237	750,919	Restricted Investments - Class IV Cells Red Hill 02022/07	467,165	467,165	0 (F)
7,915,283	10,478,795	Restricted Investments - Secondary Waste Processing 02022/09	10,097,446	10,097,446	0 (F)
2,378,510	2,856,953	Restricted Investments - Class III Cells 02022/10	3,156,111	3,156,111	0 (F)
5,506,111	5,637,631	Restricted Investments - EastLink Relocation 02022/13	5,685,769	5,685,769	0 (F)
18,663,605	17,833,763	Restricted Investments - Committed Funds 02022/14	0	0	0 (F)
1,106,858	1,133,296	Restricted Investments - Long Service Leave 02022/90	1,162,158	1,162,158	0 (F)
<b>52,231,361</b>	<b>48,312,081</b>	<b>Total Restricted Cash</b>	<b>30,816,750</b>	<b>30,816,750</b>	<b>0 (F)</b>
<b>80,124,162</b>	<b>78,921,937</b>	<b>TOTAL CASH AND INVESTMENTS</b>	<b>32,178,383</b>	<b>32,178,383</b>	<b>0 (F)</b>

The Cash at Bank - Municipal Fund represents the balance on the last day of the relevant month. Any portion of the balance available for investment is transferred into the Investment - Municipal Fund account in the following period. Funds held in the Cash at Bank - Municipal Fund continue to accrue interest as per the Westpac commercial rates.



## STATEMENT OF FINANCIAL ACTIVITY

### January 2024

Year to Date				Full Year	
Actual	Budget	Variance		Forecast	Budget
				(F) = Favourable variation (U) = Unfavourable variation	
<b>OPERATING ACTIVITIES</b>					
<b>Revenue from operating activities</b>					
\$36,514,453	\$28,511,513	\$8,002,940	(F)	\$46,234,883	\$46,234,883
\$1,812,723	\$1,454,622	\$358,101	(F)	\$2,739,095	\$2,739,095
\$2,209,511	\$1,184,344	\$1,025,167	(F)	\$2,030,365	\$2,030,365
\$1,737,077	\$1,796,844	(\$59,767)	(U)	\$3,955,714	\$3,955,714
\$65,265	\$62,097	\$3,168	(F)	\$187,938	\$187,938
<b>\$42,339,029</b>	<b>\$33,009,420</b>	<b>\$9,329,609</b>	(F)	<b>\$55,147,995</b>	<b>\$55,147,995</b>
<b>Expenditure from operating activities</b>					
(\$8,315,116)	(\$8,052,163)	(\$262,953)	(U)	(\$14,057,260)	(\$14,057,260)
(\$6,177,342)	(\$6,054,809)	(\$122,533)	(U)	(\$12,327,927)	(\$12,327,927)
(\$207,835)	(\$219,891)	\$12,056	(F)	(\$377,077)	(\$377,077)
(\$3,522,987)	(\$2,883,511)	(\$639,476)	(U)	(\$4,505,745)	(\$4,505,745)
\$0	\$0	\$0	(F)	\$0	\$0
(\$278,483)	(\$249,291)	(\$29,192)	(U)	(\$427,647)	(\$427,647)
(\$15,348,908)	(\$11,017,750)	(\$4,331,158)	(U)	(\$20,996,858)	(\$20,996,858)
\$0	\$0	\$0	(F)	\$0	\$0
<b>(\$33,850,671)</b>	<b>(\$28,477,415)</b>	<b>(\$4,999,826)</b>	(U)	<b>(\$52,692,514)</b>	<b>(\$52,692,514)</b>
\$4,530,314	(\$11,623,642)	\$16,153,956	(F)	(\$15,765,450)	(\$15,765,450)
<b>\$13,018,672</b>	<b>(\$7,091,637)</b>	<b>\$20,483,739</b>	(F)	<b>(\$13,309,969)</b>	<b>(\$13,309,969)</b>
<b>Amount attributable to operating activities</b>				<b>(\$13,309,969)</b>	<b>(\$13,309,969)</b>
<b>INVESTING ACTIVITIES</b>					
<b>Inflows from investing activities</b>					
\$182,273	\$180,000	\$2,273	(F)	\$422,000	\$422,000
<b>\$182,273</b>	<b>\$180,000</b>	<b>\$2,273</b>	(F)	<b>\$422,000</b>	<b>\$422,000</b>
<b>Outflows from investing activities</b>					
(\$8,777,103)	(\$9,183,307)	\$406,204	(F)	(\$15,742,871)	(\$15,742,871)
(\$2,200,950)	(\$7,388,906)	\$5,187,956	(F)	(\$12,666,758)	(\$12,666,758)
<b>(\$10,978,053)</b>	<b>(\$16,572,213)</b>	<b>\$5,594,160</b>	(F)	<b>(\$28,409,629)</b>	<b>(\$28,409,629)</b>
<b>(\$10,795,780)</b>	<b>(\$16,392,213)</b>	<b>\$5,596,433</b>	(F)	<b>(\$27,987,629)</b>	<b>(\$27,987,629)</b>
<b>Amount attributable to investing activities</b>				<b>(\$27,987,629)</b>	<b>(\$27,987,629)</b>
<b>FINANCING ACTIVITIES</b>					
<b>Inflows from financing activities</b>					
\$23,497,001	\$16,461,739	\$7,035,262	(F)	\$28,220,137	\$28,220,137
<b>\$23,497,001</b>	<b>\$16,461,739</b>	<b>\$7,035,262</b>	(F)	<b>\$28,220,137</b>	<b>\$28,220,137</b>
<b>Outflows from financing activities</b>					
(\$19,577,721)	(\$7,291,564)	(\$12,286,157)	(U)	(\$12,499,893)	(\$12,499,893)
<b>(\$19,577,721)</b>	<b>(\$7,291,564)</b>	<b>(\$12,286,157)</b>	(U)	<b>(\$12,499,893)</b>	<b>(\$12,499,893)</b>
<b>\$3,919,280</b>	<b>\$9,170,175</b>	<b>(\$5,250,895)</b>	(U)	<b>\$15,720,244</b>	<b>\$15,720,244</b>
<b>Amount attributable to financing activities</b>				<b>\$15,720,244</b>	<b>\$15,720,244</b>
<b>MOVEMENT IN SURPLUS OR DEFICIT</b>					
\$2,825,406	\$22,612,402	(\$19,786,996)	(U)	\$22,612,402	\$22,612,402
\$13,018,672	(\$7,091,637)	\$20,110,309	(F)	(\$13,309,969)	(\$13,309,969)
(\$10,795,780)	(\$16,392,213)	\$5,596,433	(F)	(\$27,987,629)	(\$27,987,629)
\$3,919,280	\$9,170,175	(\$5,250,895)	(U)	\$15,720,244	\$15,720,244
<b>\$8,967,578</b>	<b>\$8,298,727</b>	<b>\$668,851</b>	(F)	<b>(\$2,964,952)</b>	<b>(\$2,964,952)</b>
<b>Surplus or deficit after imposition of general rates</b>				<b>(\$2,964,952)</b>	<b>(\$2,964,952)</b>

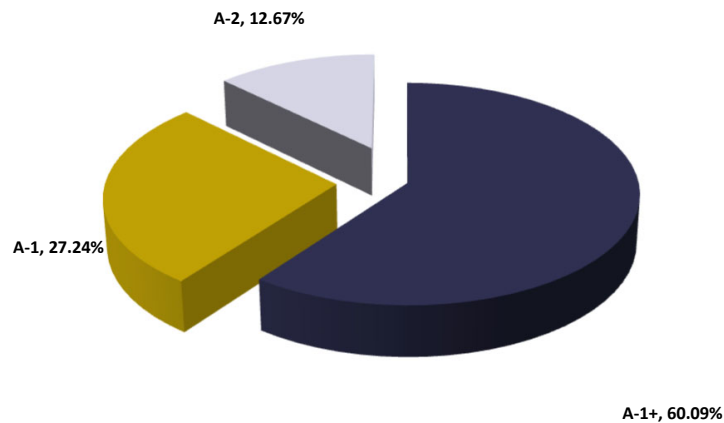
## EMRC Investment Report

January 2024

### I. Overall Portfolio Limits

S&P Long Term Rating	S&P Short Term Rating	Short Term % Portfolio	Investment Maximum %
AA-	A-1+	60.09%	100.00%
A	A-1	27.24%	100.00%
BBB	A-2	12.67%	40.00%
		100.00%	

**Investment by S&P Rating**



### II. Single Entity Exposure

	S&P Long Term Rating	S&P Short Term Rating	Short Term % Portfolio
ANZ Banking Group	AA-	A-1+	26.61%
AMP	BBB	A-2	12.67%
NAB	AA-	A-1+	0.00%
Westpac / St. George Bank	AA-	A-1+	33.48%
Suncorp	A+	A-1	27.24% *
BOQ / ME Bank	BBB+	A-2	0.00%
Commonwealth Bank	AA-	A-1+	0.00%
ING	A	A-1	0.00%
Macquarie Bank	A+	A-1	0.00%
			100.00%

\* Non-Fossil Fuel ADI (Authorised Deposit Taking Institution)

### III. Term to Maturity Framework

Maturity Profile	Investment Policy Guidelines		
	% Portfolio	% Min	% Max
Less Than 1 Year	100.00%	40%	100%
Greater than 1 year & less than or equal to 3 years	0.00%	0%	60%
		100.00%	

### IV. Fossil Fuel Divestment

	% Portfolio	
Non-Fossil Fuel ADI's	27.24%	
Fossil Fuel ADI's	72.76%	
		100.00%

## 14.5 REVIEW OF COUNCIL POLICIES

D2024/03682

### PURPOSE OF REPORT

The purpose of this report is to review two of the EMRC's policies to ensure responsible and accountable governance and management of the EMRC.

### KEY POINT(S)

- Council Policies 2.1 Committees of Council and 6.3 Attendance at Events were last fully reviewed at the meeting of Council held on 25 March 2021.
- It is proposed that existing policies, as revised, be adopted.

### RECOMMENDATION(S)

That:

1. With the exception of Council Policy ....., which is withdrawn, Council adopts the policies as reviewed and amended forming Attachment 3 to this report.
2. The adopted policies, as reviewed and amended forming Attachment 3 to this report, be scheduled to be reviewed again in four years.

### SOURCE OF REPORT

Chief Executive Officer

### BACKGROUND

- 1 Council Policies 2.1 Committees of Council and 6.3 Attendance at Events were last fully reviewed at the meeting of Council held on 25 March 2021.
- 2 In relation to Council Policy 2.1 Committees of Council, Council resolved as follows:  
  
*"THAT COUNCIL ADOPTS THE REVISED EMRC POLICY 2.1 – COMMITTEES OF COUNCIL FORMING ATTACHMENT 2 OF THIS REPORT."*
- 3 Similarly, in relation to Council Policy 6.3 Attendance at Events, Council resolved as follows:  
  
*"THAT COUNCIL:*
  1. *BY ABSOLUTE MAJORITY IN ACCORDANCE WITH S.5.90A OF THE LOCAL GOVERNMENT ACT 1995 CANCELS COUNCIL POLICY 6.1 - MEMBER CONFERENCE, SEMINAR AND STUDY TOUR ATTENDANCE POLICY, FORMING ATTACHMENT 1 OF THIS REPORT.*
  2. *BY ABSOLUTE MAJORITY IN ACCORDANCE WITH S.5.90A OF THE LOCAL GOVERNMENT ACT 1995 ADOPTS A NEW COUNCIL POLICY 6.3 - ATTENDANCE AT EVENTS POLICY, FORMING ATTACHMENT 2 OF THIS REPORT."*



## REPORT

- 4 The policies of the EMRC, determined by Council as required by Section 2.7(2)(b) of the *Local Government Act 1995* (the Act), guide and inform management and the public about key Council policies and procedures. It is important that policies are reviewed periodically and amended where necessary.
- 5 EMRC's Executive Leadership Team, together with relevant Officers, have undertaken a comprehensive review of two policies. The following objectives were used as a basis for undertaking the review:
- To ensure policies met the definition of a policy;
  - To incorporate in the policies appropriate amendments to account for changes due to legislative changes (if any) or details such as dates, times and values since the last review; and
  - To ensure the policies are contemporary and appropriate for the Council.
- 6 Two policies have been reviewed and the changes are tabled here for Council's consideration.
- 7 The main types of considerations for this review are as follows:
- Maintain the current policy without amendment;
  - Maintain the policy with amendments; and
  - Delete the policy if it is no longer required, for example if these are covered under the *Local Government Act 1995* and regulations or has been incorporated into another policy.
- 8 A summary of the proposed changes to the Council policies are provided in Attachment 1 of this report.
- 9 The proposed changes are tracked and provided in Attachment 2 of this report.
- 10 All the changes are minor updates only. No significant changes have been made to the policies.
- 11 A clean copy of the final draft of the revised two policies are tabled for Council's consideration for adoption, forming Attachment 3 of this report.
- 12 Consistent with previous Council instructions to review Policy every four years, all the policies will be reviewed progressively during a four year cycle.

## STRATEGIC/POLICY IMPLICATIONS

- 13 Reporting on EMRC Strategic Policy implications align with the revised Strategic Plan 2017-2027 and the Sustainability Strategy:
- Target - Sustainability integrated into management processes.

## FINANCIAL IMPLICATIONS

- 14 Nil

## SUSTAINABILITY IMPLICATIONS

- 15 The policies under review contribute to sustainability by informing management and the public about key Council policies and procedures.

**Risk – Non-Compliance with Local Government Act and Administration Regulations.**

Consequence	Likelihood	Rating
Moderate	Unlikely	Moderate
Action/Strategy		
➤ Council to adopt the revised Council Policies 2.1 and 6.3		

**MEMBER COUNCIL IMPLICATIONS**

Member Council	Implication Details
Town of Bassendean	} Nil
City of Bayswater	
Shire of Mundaring	
City of Swan	

**ATTACHMENT(S)**

1. Summary of two EMRC policies and recommended changes (D2024/03683)
2. Two EMRC policies with tracked changes to the documents (D2024/03684)
3. Two EMRC policies incorporating changes made i.e. final policy documents (D2024/03687)

**VOTING REQUIREMENT**

Simple Majority

**RECOMMENDATION(S)**

That:

1. With the exception of Council Policy ....., which is withdrawn, Council adopts the policies as reviewed and amended forming Attachment 3 to this report.
2. The adopted policies, as reviewed and amended forming Attachment 3 to this report, be scheduled to be reviewed again in four years.

**COUNCIL RESOLUTION(S)**

MOVED CR AMES

SECONDED CR ELLERY

THAT:

1. COUNCIL ADOPTS THE POLICIES AS REVIEWED AND AMENDED FORMING ATTACHMENT 3 TO THIS REPORT.
2. THE ADOPTED POLICIES, AS REVIEWED AND AMENDED FORMING ATTACHMENT 3 TO THIS REPORT, BE SCHEDULED TO BE REVIEWED AGAIN IN FOUR YEARS.

**CARRIED UNANIMOUSLY**



## Summary of EMRC Policies and Recommended Changes

### 2. COUNCIL AND COMMITTEE

No:	Policy Title	Summary of Changes
2.1	Committees of Council	Keep with minor amendments including: <ul style="list-style-type: none"> <li>➤ Deletion of reference to inaugural Legal Committee.</li> <li>➤ Some added paragraphs on “<i>Number of Committees</i>” &amp; “<i>Dissolving, Reappointing and Disbanding Committees</i>”.</li> </ul>

### 6. CONFERENCE

No:	Policy Title	Summary of Changes
6.3	Attendance at Events	Keep with minor amendments. Deleted “ <i>Attendance Register</i> ” paragraph as this is not a legislative requirement.



# Council Policy 2.1

## Committees of Council

### Strategic Plan Objective

~~3.3 — To provide responsible and accountable governance and management of the EMRC~~

To achieve the EMRC Plan for the Future in accordance with the revised 10 Year Strategic Plan 2017-2027 and the Sustainability Strategy 2022/2023 – 2026/2027

### Purpose

This policy outlines the governance of the following Council approved committees:

- Audit Committee (AC)
- Chief Executive Officer Performance Review Committee (CEOPRC)
- Legal Committee (LC)

The committees are designed to play an important part in the corporate decision-making process on a variety of matters and are designed to report on recommendations to Council of an advisory nature.

### Legislation

Local Government Act 1995

Local Government (Administration) Regulations 1996

EMRC ~~Meeting Procedures~~~~Standing Orders~~ Local Laws 20243

### Policy Statement

#### Number of Committees

Wherever possible, creation of new committees is to occur only when new tasks cannot be allocated to existing committees.

#### Formation of Committees

EMRC Committees are established by Council for the purpose of providing advice and technical expertise on issues relevant to the EMRC Council.

Council will maintain an Audit Committee, a Chief Executive Officer Performance Review Committee and a Legal Committee and determine a Terms of Reference for each of the established committees.

#### Audit Committee (AC)

Membership of the AC will comprise of one council member from each of the participant member councils and the committee will have a Terms of Reference as amended from time to time by Council approval.

Council will appoint deputy members to members of the Council on the AC.

### **Chief Executive Officer Performance Review Committee (CEOPRC)**

Membership of the CEOPRC will comprise of council members only and the committee will have a Terms of Reference as amended from time to time by Council approval.

No deputy members are appointed to the CEOPRC as the continuity of members during the annual performance review is important in ensuring that a fair and objective process is achieved.

### **Legal Committee (LC)**

The Legal Committee will comprise of council members, deputy members and second deputy members, as appointed by Council and will have a Terms of Reference as amended from time to time by Council approval.

~~Members will be appointed to the inaugural Legal Committee for a term of up to nine months, expiring in October 2021.~~

### **Attendance Management**

The meetings are to take place in person (face to face) where possible. However, teleconferencing, videoconferencing and other electronic means will be used when necessary.

If officers from member councils attend EMRC committee meetings, they are to have the status of observer.

### **Dissolving, Reappointing and Disbanding Committees**

Following the Local Government elections, which occur every two years, all committees of Council are to be dissolved and no committee meetings are to be scheduled or held while the committees are dissolved.

At the next ordinary or special meeting of Council as appropriate following a Local Government election, elected members are to be appointed to each committee by Council resolution.

Council may determine at any time that a committee is no longer required and is to be disbanded.

## **Financial Considerations**

Nil

## **Adopted/Reviewed**

[8 December 1994](#)

[22 July 1999](#)

[24 February 2000](#)

[02 May 2002](#)

[19 February 2004](#)

[20 May 2004](#)

[23 February 2006](#)

[18 September 2008](#)

[23 September 2010](#)

[8 September 2014](#)

[06 December 2018](#)

[25 November 2021](#)



[22 February 2024](#)

**Next Review**

Following the Local Government Elections in 202~~5~~<sup>4</sup>

**Responsible Unit**

Chief Executive Officer's Office

## Council Policy 6.3

### Attendance at Events

#### Strategic Plan Objective

~~3.3 To provide responsible and accountable governance and management of the EMRC.~~

To achieve the EMRC Plan for the Future in accordance with the revised 10 Year Strategic Plan 2017-2027 and the Sustainability Strategy 2022/2023 – 2026/2027 objectives

#### Purpose

The purpose of this policy is to meet legislative requirements of Section 5.90A of the *Local Government Act 1995* (Act) and to provide transparency regarding Events attended by council members and the Chief Executive Officer (CEO) where tickets, or invitations have been provided to the EMRC as a Gift, without restricting a council member's or the CEO's ability to participate in Council meetings.

#### Scope

This policy covers invitations addressed to the CEO, Chairperson or Councillor of the EMRC that invite EMRC council member/s or the CEO to attend an Event. Any invitations or offer of tickets not addressed in this manner is not captured by this policy and must be disclosed in accordance with the Gift and interest provisions in the Act.

#### Definitions

- Event(s)** In accordance with section 5.90A of the *Local Government Act 1995* events includes, but is not limited to, concerts, conferences, functions and sporting events.
- Gift** refers to free, subsidised and discounted tickets to an event or any travel and accommodation that is related to attending the event.

#### Legislation

Section 5.90A of the *Local Government Act 1995*

Regulation 20B of the *Local Government (Administration) Regulations 1996*

#### Policy Statement

Council recognises that attendance at Events including conferences, seminars and study tours contributes to the personal and professional development of council members and is consistent with Council's objectives.

Attendance by a council member at an Event should be consistent with the current or future direction of the EMRC and must be related to a subject matter directly referred to in Council's approved and adopted publications (i.e. Strategic Plan for the Future or annual budget) and identified as an organisational objective.

#### Invitations or Tickets to Events

Invitations or offers of tickets should be in writing and sent to the EMRC.

A ticket or invitation not sent to the EMRC is not captured by this policy, and is subject to both the Gift and interest provisions of the Act.

In accordance with regulation 20B of the *Local Government (Administration) Regulations 1996*, invitations or offers of tickets from the following organisations are excluded from the conflict of interest provisions, but Gifts from these sources (if over \$300) must still be disclosed and published on the gifts register:

- WALGA (excluding LGIS);
- [Local Government Professionals Australia \(WA\) \(ABN 91 208 607 072\)](#);
- [LG Professionals Australia \(ABN 85 004 221 818\)](#);
- Australian Local Government Association [Limited \(ABN 31 008 613 876\)](#);
- A department of the public service or statutory authority;
- A government department of another State, a Territory or the Commonwealth; and
- A local government or regional local government.

Invitations or offers of tickets in accordance with the above list will exclude the Gift holder from the requirement to disclose an interest, if the donor has a matter before Council and the ticket is above \$300. However, receipt of the Gift will still be required to be disclosed and published on the EMRC's gifts register in accordance with the gift provisions.

Any other invitation or offer of tickets not sent to the EMRC are not captured by this policy and must be disclosed.

#### **Criteria for Events requiring Council Approval (by simple majority)**

Attendance by council members and/or the CEO at intrastate, interstate or international Events including conferences, seminars and study tours will be authorised in advance by Council.

Matters to be considered by Council in the deliberation of whether to have an EMRC council member or the CEO represent the EMRC at an Event include:

- Who is providing the ticket to the event;
- The location of the event (within the Perth Eastern Region or outside the Perth Eastern Region);
- The benefit of EMRC representation at the Event, particularly the relevance to the EMRC's corporate business plan;
- The cost to attend the Event, including the cost of the ticket and any other expense, such as travel and accommodation;
- The budget allocated to individual council members for attendance at Events;
- The number of invitations/tickets received; and
- The number of representatives that may already be approved to attend.

A written report shall be prepared for Council's information by each council member and the CEO who intends to travel intrastate, interstate or overseas in an official capacity. In the event that one or more council members/CEO attend the same Event, for the purposes of this policy, only one written report is required.

#### **Events that Council Members and the CEO are prohibited from attending as a representative of the EMRC**

These Events are:

- Political party events and fundraisers; and
- Events that primarily benefit a council member or the CEO in a personal capacity or role unrelated to the EMRC.



## Partner Attendance

Where partners of an authorised council member or the CEO attend an Event, any tickets for that person, if paid for by the EMRC, must be reimbursed by the council member or CEO respectively (unless expressly authorised by the EMRC Council).

### ~~Attendance Register~~

~~Events attended by a council member or the CEO are to be recorded on the attendance register. These events will be publicly listed on the EMRC's website for the duration of the council member's term or CEO's employment.~~

## Attendance at Events not to Unduly Interfere with the Business of Council

Attendance at Events specified under this policy should not unduly interfere with the business of the EMRC (i.e. affects a quorum for a Council or Committee meeting).

## Financial Considerations

An amount will be provided in the annual budget to meet estimated costs associated with attendance at Events by council members and the CEO.

## Adopted/Reviewed

25 March 2021

[22 February 2024](#)

## Next Review

Following the Ordinary Elections 202~~5~~<sup>4</sup>

## Responsible Unit

Chief Executive Officer's Office



# Council Policy 2.1

## Committees of Council

### Strategic Plan Objective

To achieve the EMRC Plan for the Future in accordance with the revised *10 Year Strategic Plan 2017-2027* and the *Sustainability Strategy 2022/2023 – 2026/2027*

### Purpose

This policy outlines the governance of the following Council approved committees:

- Audit Committee (AC)
- Chief Executive Officer Performance Review Committee (CEOPRC)
- Legal Committee (LC)

The committees are designed to play an important part in the corporate decision-making process on a variety of matters and are designed to report on recommendations to Council of an advisory nature.

### Legislation

*Local Government Act 1995*

*Local Government (Administration) Regulations 1996*

*EMRC Meeting Procedures Local Law 2023*

### Policy Statement

#### Number of Committees

Wherever possible, creation of new committees is to occur only when new tasks cannot be allocated to existing committees.

#### Formation of Committees

EMRC Committees are established by Council for the purpose of providing advice and technical expertise on issues relevant to the EMRC Council.

Council will maintain an Audit Committee, a Chief Executive Officer Performance Review Committee and a Legal Committee and determine a Terms of Reference for each of the established committees.

#### Audit Committee (AC)

Membership of the AC will comprise of one council member from each of the participant member councils and the committee will have a Terms of Reference as amended from time to time by Council approval.

Council will appoint deputy members to members of the Council on the AC.

### **Chief Executive Officer Performance Review Committee (CEOPRC)**

Membership of the CEOPRC will comprise of council members only and the committee will have a Terms of Reference as amended from time to time by Council approval.

No deputy members are appointed to the CEOPRC as the continuity of members during the annual performance review is important in ensuring that a fair and objective process is achieved.

### **Legal Committee (LC)**

The Legal Committee will comprise of council members, deputy members and second deputy members, as appointed by Council and will have a Terms of Reference as amended from time to time by Council approval.

### **Attendance Management**

The meetings are to take place in person (face to face) where possible. However, teleconferencing, videoconferencing and other electronic means will be used when necessary.

If officers from member councils attend EMRC committee meetings, they are to have the status of observer.

### **Dissolving, Reappointing and Disbanding Committees**

Following the Local Government elections, which occur every two years, all committees of Council are to be dissolved and no committee meetings are to be scheduled or held while the committees are dissolved.

At the next ordinary or special meeting of Council as appropriate following a Local Government election, elected members are to be appointed to each committee by Council resolution.

Council may determine at any time that a committee is no longer required and is to be disbanded.

## **Financial Considerations**

Nil

## **Adopted/Reviewed**

8 December 1994  
22 July 1999  
24 February 2000  
02 May 2002  
19 February 2004  
20 May 2004  
23 February 2006  
18 September 2008  
23 September 2010  
8 September 2014  
06 December 2018  
25 November 2021  
22 February 2024



**Next Review**

Following the Local Government Elections in 2025

**Responsible Unit**

Chief Executive Officer's Office

## Council Policy 6.3

### Attendance at Events

#### Strategic Plan Objective

To achieve the EMRC Plan for the Future in accordance with the revised *10 Year Strategic Plan 2017-2027* and the *Sustainability Strategy 2022/2023 – 2026/2027* objectives

#### Purpose

The purpose of this policy is to meet legislative requirements of Section 5.90A of the *Local Government Act 1995* (Act) and to provide transparency regarding Events attended by council members and the Chief Executive Officer (CEO) where tickets, or invitations have been provided to the EMRC as a Gift, without restricting a council member's or the CEO's ability to participate in Council meetings.

#### Scope

This policy covers invitations addressed to the CEO, Chairperson or Councillor of the EMRC that invite EMRC council member/s or the CEO to attend an Event. Any invitations or offer of tickets not addressed in this manner is not captured by this policy and must be disclosed in accordance with the Gift and interest provisions in the Act.

#### Definitions

- Event(s)** In accordance with section 5.90A of the *Local Government Act 1995* events includes, but is not limited to, concerts, conferences, functions and sporting events.
- Gift** refers to free, subsidised and discounted tickets to an event or any travel and accommodation that is related to attending the event.

#### Legislation

Section 5.90A of the *Local Government Act 1995*

Regulation 20B of the *Local Government (Administration) Regulations 1996*

#### Policy Statement

Council recognises that attendance at Events including conferences, seminars and study tours contributes to the personal and professional development of council members and is consistent with Council's objectives.

Attendance by a council member at an Event should be consistent with the current or future direction of the EMRC and must be related to a subject matter directly referred to in Council's approved and adopted publications (i.e. Strategic Plan for the Future or annual budget) and identified as an organisational objective.

#### Invitations or Tickets to Events

Invitations or offers of tickets should be in writing and sent to the EMRC.

A ticket or invitation not sent to the EMRC is not captured by this policy, and is subject to both the Gift and interest provisions of the Act.

In accordance with regulation 20B of the *Local Government (Administration) Regulations 1996*, invitations or offers of tickets from the following organisations are excluded from the conflict of interest provisions, but Gifts from these sources (if over \$300) must still be disclosed and published on the gifts register:

- WALGA (excluding LGIS);
- Local Government Professionals Australia (WA) (ABN 91 208 607 072);
- LG Professionals Australia (ABN 85 004 221 818);
- Australian Local Government Association Limited (ABN 31 008 613 876);
- A department of the public service or statutory authority;
- A government department of another State, a Territory or the Commonwealth; and
- A local government or regional local government.

Invitations or offers of tickets in accordance with the above list will exclude the Gift holder from the requirement to disclose an interest, if the donor has a matter before Council and the ticket is above \$300. However, receipt of the Gift will still be required to be disclosed and published on the EMRC's gifts register in accordance with the gift provisions.

Any other invitation or offer of tickets not sent to the EMRC are not captured by this policy and must be disclosed.

#### **Criteria for Events requiring Council Approval (by simple majority)**

Attendance by council members and/or the CEO at intrastate, interstate or international Events including conferences, seminars and study tours will be authorised in advance by Council.

Matters to be considered by Council in the deliberation of whether to have an EMRC council member or the CEO represent the EMRC at an Event include:

- Who is providing the ticket to the event;
- The location of the event (within the Perth Eastern Region or outside the Perth Eastern Region);
- The benefit of EMRC representation at the Event, particularly the relevance to the EMRC's corporate business plan;
- The cost to attend the Event, including the cost of the ticket and any other expense, such as travel and accommodation;
- The budget allocated to individual council members for attendance at Events;
- The number of invitations/tickets received; and
- The number of representatives that may already be approved to attend.

A written report shall be prepared for Council's information by each council member and the CEO who intends to travel intrastate, interstate or overseas in an official capacity. In the event that one or more council members/CEO attend the same Event, for the purposes of this policy, only one written report is required.

#### **Events that Council Members and the CEO are prohibited from attending as a representative of the EMRC**

These Events are:

- Political party events and fundraisers; and
- Events that primarily benefit a council member or the CEO in a personal capacity or role unrelated to the EMRC.

### **Partner Attendance**

Where partners of an authorised council member or the CEO attend an Event, any tickets for that person, if paid for by the EMRC, must be reimbursed by the council member or CEO respectively (unless expressly authorised by the EMRC Council).

### **Attendance at Events not to Unduly Interfere with the Business of Council**

Attendance at Events specified under this policy should not unduly interfere with the business of the EMRC (i.e. affects a quorum for a Council or Committee meeting).

### **Financial Considerations**

An amount will be provided in the annual budget to meet estimated costs associated with attendance at Events by council members and the CEO.

### **Adopted/Reviewed**

25 March 2021  
22 February 2024

### **Next Review**

Following the Ordinary Elections 2025

### **Responsible Unit**

Chief Executive Officer's Office

## **14.6 REVIEW OF DELEGATED POWERS AND DUTIES**

**D2024/03692**

### **PURPOSE OF REPORT**

To complete the annual statutory review of the exercise of powers and discharge of duties delegated by Council.

### **KEY POINT(S)**

- It is a requirement of section 5.18 of the *Local Government Act 1995* (the Act) that the delegations made by the Council to Committees are reviewed in every financial year.
- It is a requirement of section 5.46 of the Act that the delegations made by the Council to the Chief Executive Officer (CEO) are reviewed in every financial year.
- The delegation of powers and duties remaining current are recommended for review and to be re-affirmed by Council.

### **RECOMMENDATION(S)**

That:

1. Council re-affirms the delegated powers and duties as listed in the report.
2. The attachments to this report remain confidential and are certified by the EMRC Chairperson and the Chief Executive Officer.

### **SOURCE OF REPORT**

Chief Financial Officer

### **BACKGROUND**

- 1 It is a requirement of section 5.18 of the Act that the delegations made by the Council to Committees are reviewed at least once in every financial year.
- 2 It is a requirement of section 5.46 of the Act that the delegations made by the Council to the CEO are reviewed at least once in every financial year.



**REPORT**

- 3 The list of Council decisions to delegate its powers or duties to a Committee or to the CEO are listed below. Only the decisions which are still current are being recommended to Council for review and to be re-affirmed.
- 4 The following is the list of current delegations required to be re-affirmed by Council:

Delegation Number	Date of Original Delegation	Description of Delegation	Delegated To	Details of Delegated Powers and Discharge of Duties
C2/97	29/08/1996	Power to pay accounts between meetings.	CEO	Current
C/2014	04/12/2014	That Council pursuant to Section 5.42 of the <i>Local Government Act 1995</i> , amends the delegation to the Chief Executive Officer with respect to payments from the municipal or trust funds, to include a condition that the Chief Executive Officer is to provide a brief description outlining the nature of each transaction and payment made from municipal or trust funds on a monthly basis.	CEO	D2014/12979 17.2 Notice of Motion (Council)
C7/2001	22/02/2001	Authority to approve legal services to the value of \$5,000 in accordance with Council Policy Legal Representation Costs Indemnity Policy.	CEO	Current DMDOC/9963
C1/2005	19/05/2005	Finalise the sale of the land, within Lot 12, required for the Hills Spine Road and Perth – Adelaide Highway, to the Western Australian Planning Commission.	CEO	Current DMDOC/34306 (TAC Report) DMDOC/32855 (Council Minutes)
C1/2006	20/07/2006	The CEO, in consultation with the Chairman, is delegated authority to approve interstate and local travel related expenditure associated with pursuing lobbying and advocacy issues of an urgent nature, in accordance with Council Policy 1.8 – Lobbying and Advocacy Policy.  Note: This delegation has been amended by C5/2016 such that the authority is also in accordance to Council approved budget. (D2018/07021)	CEO	Current DMDOC/107688 (CEOAC Report) DMDOC/52370 (Council Minutes)
C2/2006	24/08/2006	That the CEO make appointments to the position of Acting Chief Executive Officer based on the EMRC employee holding the substantive position of Director and appointments being for a period of not longer than six (6) weeks.	CEO	Current DMDOC/55573 (Report) DMDOC/54252 (Council Minutes)

Delegation Number	Date of Original Delegation	Description of Delegation	Delegated to	Details of Delegated Powers and Discharge of Duties
C1/2010	18/02/2010	That Council, by an absolute majority in accordance with section 5.42 of the <i>Local Government Act 1995</i> , delegate authority to the CEO to enter into contracts for the sale of EMRC generated products to a maximum contract value of \$3,000,000 (ex GST)	CEO	Current DMDOC/126570 (Report) DMDOC/123820 (Council Minutes)
C1/2014	20/02/2014	That Council: 1. By absolute majority acting pursuant to section 5.42 of the <i>Local Government Act 1995</i> , delegates authority to the CEO to accept tenders conditional upon: (a) Provision having been made in the current budget for the purchase of the particular item or as authorised by Council in advance.  Note: this delegation has been amended by C5/2016 at the Council meeting held 24/03/2016 (D2016/04799) increasing the limit from \$350,000 to \$400,000 excl GST. This delegation has been amended further by C5/2023 at the Council meeting held 28/09/2023 (D2023/38282) increasing the limit from \$400,000 to \$1M excl GST.	CEO	Current D2014/00706 (Report) D2013/02643 (Council Minutes)
C1/2015	19/02/2015	By absolute majority in accordance with section 5.42 of the <i>Local Government Act 1995</i> , delegates authority to the CEO to donate EMRC product to the value of \$10,000 p.a.	CEO	Current D2015/02243 (Report) D2015/00181 (Council)
C4/2015	20/08/2015	That Council, by absolute majority, in accordance with Section 5.42(1) of the <i>Local Government Act 1995</i> , delegate authority, to the CEO, to invite tenders on its behalf.	CEO	Current D2015/13575 (Report) D2015/10208 (Council)
C5/2016	24/03/2016	That Council: 1. By absolute majority in accordance with section 5.45 of the <i>Local Government Act 1995</i> , amends delegation C1/2014 increasing the authority limit of the Chief Executive Officer to accept tenders to \$400,000 excluding GST. 2. By absolute majority in accordance with section 5.42 of the <i>Local Government Act 1995</i> , delegates authority to the CEO to exercise the option to extend any contract awarded under a tender with further extension periods following the initial contract period, subject to satisfactory performance.	CEO	Current D2016/03708 (Report) D2016/01544 (Council)

Delegation Number	Date of Original Delegation	Description of Delegation	Delegated to	Details of Delegated Powers and Discharge of Duties
		<p>3. Receives a report detailing the list of items approved under delegated authority as they arise at the next ordinary meeting of council.</p> <p>Note: this delegation has been amended by C5/2023 at the Council meeting held 28/09/2023 (D2023/38282) increasing the limit from \$400,000 to \$1M excl GST.</p>		
C6/2016	23/06/2016	That Council by absolute majority in accordance with section 5.42 of the <i>Local Government Act 1995</i> delegate authority to the Chief Executive Officer to negotiate and enter into contracts for waste disposal related to operations at the Red Hill Waste Management Facility and Hazelmere Resource Recovery Park.	CEO	Current D2016/08210 (Report) D2016/06161 (Council)
C3/2017	18/05/2017	That Council grant the CEO delegated authority to accept quotations from HAAS or its authorised suppliers for the supply of spare parts and periodic equipment repairs of the HAAS timber grinder.	CEO	Current D2017/05958 (TAC Report) D2017/07166 (Council Report)
C15/2018	6/12/2018	That: <ol style="list-style-type: none"> <li>Council authorises the CEO to enter into confidential discussions with the Western Metropolitan Regional Council in relation to the supply of residual waste for the proposed Resource Recovery Facility while negotiating for the supply of their general waste streams.</li> <li>Any proposal for the supply of residual waste from Western Metropolitan Regional Council for the proposed Resource Recovery Facility be referred back to Council for consideration.</li> <li>The report remains confidential and be certified by the Chairman and CEO.</li> </ol>	CEO	Current D2018/15614 (Council Report)
C3/2019	22/08/2019	That Council authorises: <ol style="list-style-type: none"> <li>The Chairman to approve any leave request from the CEO on its behalf.</li> <li>The Deputy Chairman to approve any leave request from the CEO on its behalf, in the circumstances the Chairman is unavailable.</li> </ol>	Chairman  Deputy Chairman	Current D2019/11274 (Council Report)

Delegation Number	Date of Original Delegation	Description of Delegation	Delegated to	Details of Delegated Powers and Discharge of Duties
C5/2019	19/09/2019	That Council delegates authority to the CEO to issue, and to instruct EMRC's lawyers to issue, any default notices that may be required pursuant to any of the agreements between Anergy Australia Pty Ltd and the EMRC.	CEO	Current D2019/10941 (WAC Report) D2019/13752 (Council Report)
C1/2021	08/02/2021	Council by absolute majority in accordance with s.16 of the <i>Local Government Act 1995</i> delegates to the Legal Committee the power to undertake actions in response to the legal matter as outlined within the confidential report.	Legal Committee (LC)	Current D2021/01716 (Council Report)
C3/2021	25/02/2021	That Council: 1. Authorises the CEO to be the Complaints Officer. 2. By absolute majority in accordance with s.5.42 of the <i>Local Government Act 1995</i> , delegates power to the CEO to appoint authorised complaints officers. 3. Endorse the complaint about alleged breach form, forming attachment 1 to this report.	CEO	Current D2021/02217 (Council Report)
C5/2021	25/03/2021	That: 1. Council by absolute majority in accordance with s.5.16 of the <i>Local Government Act 1995</i> delegates to the Legal Committee the power to undertake all necessary actions in response to the legal matter previously reported and any related matters with regards to the Establishment Agreement. 2. Notes the rationale for the motion is to enable the EMRC Council to undertake actions in response to the legal matter as outlined within the confidential report through the established Legal Committee.	Legal Committee (LC)	Current D2021/00930 (Confidential Council Report)

Delegation Number	Date of Original Delegation	Description of Delegation	Delegated to	Details of Delegated Powers and Discharge of Duties
C16/2021	25/11/2021	<p>That Council by absolute majority in accordance with section 5.42 of the <i>Local Government Act 1995</i>, delegates authority to the Chief Executive Officer to accept contracts not relating to a tender up to \$400,000 excluding GST and subject to the requirements of the <i>Local Government (Functions and General) Regulations 1996</i>.</p> <p>Note: this delegation has been amended by C5/2023 at the Council meeting held 28/09/2023 D2023/38282 increasing the limit from \$400,000 to \$1M excl GST.</p>	CEO	Current D2021/23194
C19/2021	25/11/2021	<p>That:</p> <ol style="list-style-type: none"> <li>Council by absolute majority in accordance with section 5.42 of the <i>Local Government Act 1995</i>, delegates authority to the Chief Executive Officer to negotiate an agreement with the party identified within the Confidential report.</li> <li>The report and attachments remain confidential and be certified by the Chairman and CEO.</li> </ol>	CEO	Current D2021/23003
C20/2021	25/11/2021	That Council by absolute majority in accordance with section 5.42 of the <i>Local Government Act 1995</i> , delegates authority to the Chief Executive Officer to negotiate an agreement with the parties identified within the Confidential report.	CEO	Current D2021/23795
C1/2022	24/02/2022	By absolute majority in accordance with section 5.42 of the <i>Local Government Act 1995</i> , delegates authority to the Chief Executive Officer to make monetary donations on behalf of the EMRC up to a maximum of \$2,500 for each identified charitable organisation or group with Perth's eastern region, subject to the approved annual budgetary allocation adopted by Council.	CEO	Current D2022/01044
C7/2022	19/12/2022	Council, by absolute majority in accordance with s.5.42(1) of the <i>Local Government Act 1995</i> , delegates authority to the Chief Executive Officer to negotiate and enter into the Air Pollution Control Residue Disposal agreement and financial direct deed, subject to minor variations and the satisfaction of the requirements of s.3.59 of the <i>Local Government Act 1995</i> .	CEO	Current D2022/18466

Delegation Number	Date of Original Delegation	Description of Delegation	Delegated to	Details of Delegated Powers and Discharge of Duties
C4/2023	25/05/2023	Council, by absolute majority in accordance with s.5.42 of the <i>Local Government Act 1995</i> delegates authority to the CEO to represent the EMRC's interest and vote on its behalf at any creditors meeting to be held by the voluntary administrator of Anergy Australia Pty Ltd, in consultation with the Chairman and Deputy Chairman.	CEO	Current D2023/10425
C5/2023	28/09/2023	That Council by absolute majority in accordance with: 1. Section 5.42 of the <i>Local Government Act 1995</i> , delegates authority to the Chief Executive Officer to accept contracts for the purchase of plant or machinery up to the Council approved and adopted budget allocation set aside for that specific purpose and subject to the requirements of the <i>Local Government (Functions and General) Regulations 1996</i> . 2. Section 5.45 of the <i>Local Government Act 1995</i> , amends delegation C5/2016 increasing the authority limit of the Chief Executive Officer to accept tenders to \$1 million excluding GST. 3. Section 5.45 of the <i>Local Government Act 1995</i> , amends delegation C16/2021 increasing the authority limit of the Chief Executive Officer to accept contracts not related to a tender up to \$1 million excluding GST.	CEO	Current D2023/38282
C6/2023	28/09/2023	That: 1. Council by absolute majority in accordance with section 5.42 of the <i>Local Government Act 1995</i> , delegates authority to the Chief Executive Officer to negotiate and execute the amendments to the agreements with the party identified within the confidential report. 2. The report remains confidential and be certified by the chairperson and CEO.	CEO	Current D2023/38294
C7/2023	23/11/2023	That Council Approves: 7. By absolute majority, in accordance with s.5.42 of the <i>Local Government Act 1995</i> , delegates authority to the Chief Executive Officer to determine and approve the dates and times for the closure of the EMRC facilities over the Christmas / new year periods and public holidays.	CEO	Current D2023/44385

5 Following feedback from Councillors, a summary of delegations with financial limits are reflected below:

Delegation No	Description of Delegation	Value Limit	Conditions
C7/2001	Approve legal services in accordance with Council Policy - Legal Representation Costs, Indemnity Policy.	\$5,000	
C1/2010	Enter into contracts for the sale of EMRC generated products.	\$3,000,000	
C1/2014, C5/2016, C5/2023	Accept tenders.	\$1,000,000	Current budget or as authorised by Council in advance.
C1/2015	Donate EMRC product.	\$10,000	
C16/2021, C5/2023	Accept contracts not relating to a tender.	\$1,000,000	Subject to Local Government ( <i>Functions and General</i> ) Regulations 1996.
C1/2022	Make monetary donations for each charitable organisation or group within Perth's Eastern Region.	\$2,500	Approved annual budget.
C5/2023	Accept contracts for the purchase of plant or machinery.	N/A	Council approved or adopted budget allocation set aside or that specific purpose, and ( <i>Functions and General</i> ) Regulations 1996.

6 Authorisation limits for officers are subject to a management guideline, Authorisation of Expenditure for such operational matters.

### STRATEGIC/POLICY IMPLICATIONS

7 Reporting on EMRC Strategic Policy implications align with the revised Strategic Plan 2017-2027 and the Sustainability Strategy:

Target - Sustainability integrated into management processes.

### FINANCIAL IMPLICATIONS

8 Nil

### SUSTAINABILITY IMPLICATIONS

9 Nil

**RISK MANAGEMENT**

<b>Risk – Non Compliance with the <i>Local Government Act 1995</i></b>		
<b>Consequence</b>	<b>Likelihood</b>	<b>Rating</b>
Moderate	Unlikely	Moderate
<b>Action/Strategy</b>		
Annual review of delegated powers and duties and an approval for a delegation to the CEO is required to comply with the <i>Local Government Act 1995</i> .		

**MEMBER COUNCIL IMPLICATIONS**

<b>Member Council</b>	<b>Implication Details</b>
Town of Bassendean	} Nil
City of Bayswater	
Shire of Mundaring	
City of Swan	

**ATTACHMENT(S)**

- Confidential Council Report for Delegation No. C15/2018 (D2024/04412)
- Confidential Council Report for Delegation No. C1/2021 (D2024/04413)
- Confidential Council Report for Delegation No. C19/2021 (D2024/04479)
- Confidential Council Report for Delegation No. C20/2021 (D2024/04482)
- Confidential Council Report for Delegation No. C7/2022 (D2024/04487)
- Confidential Council Report for Delegation No. C4/2023 (D2024/04480)
- Confidential Council Report for Delegation No. C6/2023 (D2024/04481)

**VOTING REQUIREMENT**

Absolute Majority

**RECOMMENDATION(S)**

That:

- Council re-affirms the delegated powers and duties as listed in the report.
- The attachments to this report remain confidential and are certified by the EMRC Chairperson and the Chief Executive Officer.

The Chairperson called for a mover and seconder for the officer recommendation to allow for questions.

Cr Piffaretti moved the motion and Cr Sutherland seconded.

The Chairperson invited questions for the report item.

Cr Piffaretti commented that this is a standard review to keep all the delegations current.





Cr Bowman indicated that he is opposed to Item 14.6 and highlighted that there were many old delegations.

Cr Jeans queried the relevance of old delegations.

The CEO responded that the old delegations may still be topical and if it were not relevant any more then it can be recommended to be removed.

Cr Jeans requested that further information be provided for those delegations more than five years old be provided. Accordingly, he moved a procedural motion for the item to be adjourned to the next meeting of Council.

Cr Poliwka seconded the procedural motion.

The Chairperson put the procedural motion to the vote.

### **COUNCIL RESOLUTION(S)**

MOVED CR JEANS                      SECONDED CR POLIWKA

IN ACCORDANCE WITH SECTION 10.1 OF *EMRC MEETING PROCEDURE LOCAL LAWS 2023*, THAT THE ITEM BE ADJOURNED TO NEXT ORDINARY MEETING OF COUNCIL TO BE HELD ON 28 MARCH 2024.

**MOTION CARRIED 5/3**  
**For: Crs Bowman, Ames, Ellery, Jeans, Poliwka**  
**Against: Crs Piffaretti, Catalano, Sutherland**

## 14.7 CHIEF EXECUTIVE OFFICER ATTENDANCE AT WASTE 2024 CONFERENCE

D2024/03693

### PURPOSE OF REPORT

The purpose of this report is to seek Council's approval for the Chief Executive Officer (CEO) to attend the Waste 2024 Conference that is scheduled to be held in Coffs Harbour from 14 to 16 May 2024.

### KEY POINT(S)

- Attendance at conferences is part of the Chief Executive Officer's professional development.
- The Waste 2024 Conference is held annually and is hosted by Impact Environmental Consulting Pty Ltd.
- The Conference includes topics on best practice Waste Management from leading waste experts, and will benefit the operations of the EMRC.

### RECOMMENDATION(S)

That Council approves the Chief Executive Officer to attend the Waste 2024 Conference being held in Coffs Harbour from 14 to 16 May 2024.

### SOURCE OF REPORT

Chief Executive Officer

### BACKGROUND

- 1 First established back in 1996, the Coffs Harbour Waste Management Conference is well regarded as the industry's leading waste management conference in Australia. Historically, attracting delegates both nationally and internationally, the conference is targeted at anyone who works in, or has an interest in waste management issues, and is particularly relevant to local government. This prestigious event features two and a half days of presentations, a comprehensive trade exhibition and social events on three evenings providing invaluable networking opportunities.

### REPORT

- 2 Advice has been received that the Waste 2024 Conference is to be held on 14 to 16 May 2024 in Coffs Harbour. The conference sessions will be held on Tuesday, 14 May 2024, Wednesday, 15 May 2024 and Thursday, 16 May 2024, which include tours and exhibitions.
- 3 Attendees will hear from leading waste management professionals on the latest developments in the industry, be able to visit a vast array of exhibitions, and have the opportunity to network with other 'waste experts' from across Australia and overseas.
- 4 The Waste 2024 Conference program begins on Tuesday 14 May 2024 and concludes on Thursday 16 May 2024. The program is streamed to allow delegates to tailor their learning to their specific needs. There are also 3 social events for onsite delegates providing ample networking opportunities. The topics include:
  - CDS
  - Circular economy
  - Climate change
  - Collections

- Disaster waste management
  - Energy from waste
  - Grants
  - Infrastructure and planning
  - Innovative projects
  - Landfill and facility management
  - Legislation, regulations and levies
  - Litter and illegal dumping
  - National waste policies and programs
  - Organics
  - Plastics
  - Problem and hazardous waste
  - Recycling and resource recovery
  - Regional issues
  - Regulations and levies
  - State based issues
  - Strategic waste planning and policy
  - Technology
  - Tenders and contracts
  - Waste projects
- 5 The Conference topics align to current and future work being undertaken by the EMRC.
- 6 As the EMRC CEO is a Waste Management & Resource Recovery Association Australia (WMRR) Member, the conference cost WMRR Members is discounted as well as an early bird discount. The estimated cost of airfares is \$1040.00.
- 7 Per Council Policy 6.3 Attendance at Events approval is sought from Council for the CEO to attend the conference.

**STRATEGIC/POLICY IMPLICATIONS**

- 8 Reporting on EMRC Strategic Policy implications align with the revised Strategic Plan 2017-2027 and the Sustainability Strategy.

**FINANCIAL IMPLICATIONS**

- 9 Each year funds are budgeted for officer attendance at conferences. The expected cost of the conference is \$5000.00 excluding incidental expenses and meals.

**SUSTAINABILITY IMPLICATIONS**

- 10 Nil



## 2023 PROGRAM



## TUESDAY 9 MAY – CONFERENCE DAY ONE

6.45 am – Sunrise Yoga

7.45 am Outdoor Terrace, Opal Cove Resort

7.30 am **CONFERENCE REGISTRATION**

Registration open from 7.30 am in the Pre-Function Foyer

9.00 am **Introduction and Welcome:** Greg Freeman, Conference Convenor, Waste 2023

9.10 am **Welcome to Country:** Uncle Barry Hoskins

9.20 am **Keynote Address: The nature of collaboration!**

Costa Georgiadis, Host, ABC's Gardening Australia and 'Costa the Garden Gnome' - Get Grubby TV

9.40 am **Keynote Address: A carbon neutral circular economy for Australia: Connecting the dots**

Rebecca Gilling, CEO, Planet Ark

10.00 am **Keynote Address: The business of collaboration – A collaborative conversation**

Cate McQuillen, Creative Producer / Owner, mememe productions – One Story



10.20 am **MORNING TEA**

Sponsored by:



EDUCATION (PART 1)	CONTAINER DEPOSIT SCHEMES (CDS)	LANDFILL	EXPO – OPERATIONAL EQUIPMENT, FLEET & SAFETY
OSPREY ROOM	CURRAWONG ROOM	SHEARWATER ROOM	SUPERFY MARQUEE
<b>Chairperson:</b> <i>Costa Georgiadis, ABC's Gardening Australia and Get Grubby TV</i>	<b>Facilitator:</b> <i>Mike Ritchie, MRA Consulting Group</i>	<b>Chairperson:</b> <i>Thomas Freeman, Impact Environmental Consulting</i>	<b>Chairperson:</b> <i>Nick Page, J.J. Richards &amp; Sons</i>
<b>10.50 am Grassroots circular economies – reducing waste and improving community wellbeing</b> Dr Madeline Taylor, Lecturer – School of Design, Queensland University of Technology	<b>Panel Discussion: The evolution of Australia's Container Deposit Scheme Landscape – Where to from here?</b> We welcome to you join the discussion on CDS where you will be updated on where things are at across the states. The panellists will discuss the different types of community engagement strategies that have been implemented, how data has been used to build public trust in recycling, the circular outcomes for beverage containers and lots more! The CDS landscape has certainly evolved, so come and hear the facts from those in the know!	<b>The icing on the cake: Examining a landfill phytocap alternative</b> Jason Scarborough, Principal Consultant, JS Regulatory Services	<b>Sweepers and their place within the waste industry</b> Doug LeClerc, National Sweeper Sales Manager, Superior Pak
<b>11.10 am Information does not equal behaviour</b> Ryan Collins, Head of Circular Economy Programs, Planet Ark		<b>Evolution of landfill design and construction into sustainability</b> Andy Warwick, National Product Manager, Global Synthetics	<b>Future organics exclusive food waste kerbside collection equipment</b> Ryan Black, Director, Manco Engineering Australia
<b>11.30 am A multi-pronged approach to community recycling</b> Amanda Monaco, Recycling Programs Coordinator, City of Sydney	<b>Panel Members:</b> <ul style="list-style-type: none"> <li>▪ Alex Young, Director, Container Deposit Scheme, NSW Environment Protection Authority</li> <li>▪ Danielle Smalley, CEO, Exchange for Change</li> <li>▪ Michelle Mandl, General Manager – Communications, Customer &amp; Engagement, TOMRA Cleanaway</li> <li>▪ Robert Kelman, Director, ReLoop Platform</li> <li>▪ Shaun Fraser, General Manager – Operations, Container Exchange</li> </ul>	<b>Leachate management during catastrophic weather conditions</b> Alison Horlyck, Technical Director – Waste Management, GHD	<b>Chain of responsibility – How they affect the waste industry</b> John Beard, Business Area Manager – Weighbridge Systems & Solutions ANZ, Mettler Toledo
<b>11.50 am Insights and trends from Cleanaway's third Recycling Behaviours Report</b> Rebecca Evered, NSW/ACT Sustainability Manager, Cleanaway		<b>Best practice design and planning for regional waste transfer stations</b> Esther Hughes, Senior Environmental Consultant – Planning, MRA Consulting Group	<b>BeneVap – The leachate management technology</b> Tony Stapleton, Chief Executive Officer, BeneTerra
<b>12.10 pm Q&amp;A</b>	<b>Q&amp;A</b>	<b>Q&amp;A</b>	<b>The Dennis Eagle Elite 6 "Taking safety to the next level"</b> Kevin Copelin, Fleet Sales Manager, Penske Australia
<b>12.20 pm LUNCH</b>			

EDUCATION (PART 2)	SOCIAL ENTERPRISE	RURAL & REGIONAL WASTE MANAGEMENT	EXPO – RECYCLING & LANDFILL EQUIPMENT
OSPREY ROOM	CURRAWONG ROOM	SHEARWATER ROOM	SUPERFY MARQUEE
<b>Chairperson:</b> <i>Rebecca Evered, Cleanaway</i>	<b>Chairperson:</b> <i>Karen Rudkin, North East Waste</i>	<b>Chairperson:</b> <i>Christine Blanchard, Lockyer Valley Regional Council</i>	<b>Chairperson:</b> <i>Andy Warwick, Global Synthetics</i>
<b>1.30 pm</b> <b>Tackling household food waste with a solution that sticks: Use it up</b> Ruby Wake, Sustainability Manager, OzHarvest	<b>Social enterprise: Poor cousin or life-changing outcomes</b> Amanda Henderson, Customer Engagement Coordinator, Resource Recovery Australia	<b>Moving waste: Expectations versus economic realities for remote local governments</b> Deepika Mathur, Senior Research Fellow, Charles Darwin University	<b>Innovation for future – Liebherr latest technology</b> Paul Findlater, National Business Development Manager – Waste & Recycling Aust/NZ, Liebherr-Australia
<b>1.50 pm</b> <b>Consumer awareness – For an aware consumer...</b> Tolga Huseyin, Marketing Manager, Tyre Stewardship Australia (TSA)	<b>Salamander Bay Recycling: Case study of a recycling social enterprise</b> Paul Jakes, Manager, Salamander Bay Recycling	<b>Exploring soft plastics recycling options for regional and rural businesses</b> Andrea Baldwin, Team Leader Resource Recovery, Albury City Council	<b>Rentec shredders and screens</b> Dean Dowie, CEO, MECBIO
<b>2.10 pm</b> <b>From bin to brain to behaviour: Learnings for waste education from the waste audit of a lifetime</b> Belinda Chellingworth, Principal and Director, BC Consulting	<b>Community challenges and social enterprise opportunities in the new circular economy at Wollert</b> Chris Lynch, Resource Park Project Manager, Hanson Landfill Services	<b>Roads to Home Program – Collaborating with Aboriginal communities</b> James O’Keefe, Director, Roads to Home Program, Department of Planning and Environment	<b>Litter nets &amp; cages for landfills and recycling facilities</b> Paul Glover, Manager, Litter Nets Australia
<b>2.30 pm</b> <b>REDcycle’s collapse = Australia’s wake-up call?</b> Anna Ricketts, Regional Manager NSW, EnviroCom Australia	<b>Spillover benefits of investing in social enterprise</b> Shannon Larkin, Waste Consultant, Impact Environmental	<b>Legacy waste tyres in rural and regional areas</b> Danette McLean, Principal, Circular Economy, Aurecon	<b>Economics and practicalities of the use of tarps for daily landfill cover</b> Alan Liebeck, Business Development Manager, Jaylon Pacific
<b>2.50 pm</b> <b>Q&amp;A</b>	<b>Q&amp;A</b>	<b>Q&amp;A</b>	<b>Gore Cover composting – Fully enclosed treatment of FOGO and biosolids</b> Scott Woods, Founder and CEO, Sustainable Generation
<b>3.00 pm</b> <b>AFTERNOON TEA</b>			<b>Trimble technologies for landfill and waste services – More accessible than ever</b> Kieran Dinuzzo, Technical Consultant, UPG
			Sponsored by:  <b>WEAA</b> WASTE EDUCATION ASSOCIATION AUSTRALIA

EDUCATION (PART 3)	DISASTER WASTE MANAGEMENT	REVOLUTIONARY NEW START UP – AWARDS FINALISTS	EXPO – TECHNOLOGY & INNOVATION
OSPREY ROOM	CURRAWONG ROOM	SHEARWATER ROOM	SUPERFY MARQUEE
<b>Chairperson:</b> <i>Anna Ricketts, EnviroCom</i>	<b>Chairperson:</b> <i>Kevin Trustum, Lismore City Council</i>	<b>Chairperson:</b> <i>Andrew Pearce, Central Coast Council</i>	<b>Chairperson:</b> <i>Angus Johnston, Jackson Environment and Planning</i>
<b>3.30 pm Value of waste education</b> Virginia Brunton, Principal Consultant – Organics & Education, MRA Consulting Group	<b>Learnings from delivery of the bushfire recovery programs, including a program targeted to Aboriginal lands</b> Christy Groves, Lead – Recovery & Resilience Programs, NSW Environment Protection Authority	<b>Delivering optimal site performance</b> Rob McGahey, Company Director, Optimal Site Performance	<b>Advancing stewardship programs by leveraging smart technology</b> Leon Hayes, Co-Founder and COO, Superfy
<b>3.50 pm Truck fire campaign – “Do your part and fires won’t start”</b> Fiona Stock, Senior Coordinator Technical and Business Waste Services, Sutherland Shire Council	<b>Coordinated donation management critical to minimising waste in disasters</b> Sarah Tennant, CEO, GIVIT	<b>Revolve ReCYCLING – New life for old rides</b> Guido Verbist, General Manager, Revolve ReCYCLING	<b>Waste industry innovations and international trends</b> Dean Cavanagh, Brand Leader Specialty Equipment, CEA
<b>4.10 pm Innovative &amp; best practice examples across Australia – Engaging communities in resource recovery</b> Michelle Mandl, General Manager – Communications, Customer & Engagement, TOMRA Cleanaway	<b>Underwater, not under waste – Resilience and disaster waste planning</b> Emma Thomson, Coordinator Waste Services, Scenic Rim Regional Council	<b>Resource Hub Consulting – More business, less waste</b> Lacey Webb, Director, Resource Hub	<b>Making proven technology smarter for optimal carbon abatement from landfills</b> Katrina Nelson, Business Development Manager, LGI Limited
<b>4.30 pm Small change, big difference: Randwick’s FOGO education and engagement campaign</b> Alexandra Bastos, Resource Recovery Project Officer, Randwick City Council	<b>Rising from the ashes: The 2019 bushfire clean-up continues in the Macleay Valley</b> Thomas Freeman, Director, Impact Environmental Consulting	<b>Boxhead Plastics – Scrap bumper bars as feedstock for circular futures</b> Rebecca Healy, Founder and Director, Boxhead Plastics	<b>WTT biological waste treatment systems</b> Casper Van Boggelen, Engineering Manager, WTT – MECBIO
<b>4.50 pm Q&amp;A</b>	<b>Q&amp;A</b>	<b>Q&amp;A</b>	<b>VapourGard: The solution to airborne odour control</b> Dale Strachan, Business Development Manager, CleanaWater
<b>5.00 pm CLOSE OF DAY ONE</b>			<b>Modular drop off bay system &amp; disaster recovery</b> Jason Lacey, Managing Director, Contained Waste Solutions
<b>5.30 pm – WELCOME RECEPTION</b> – Outdoor Exhibition, Opal Cove Resort			Sponsored by: 
<b>7.30 pm</b> Entertainment by: Casey Alexander			
<b>8.00 pm – POST WELCOME RECEPTION</b> – Horizon’s Bar, Opal Cove Resort			Sponsored by: 
<b>11.00 pm</b> Entertainment by: Matty Devitt			





## WEDNESDAY 10 MAY – CONFERENCE DAY TWO

6.45 am – Sunrise Yoga  
7.45 am Outdoor Terrace, Opal Cove Resort

### 8.00 am WELCOME TEA & COFFEE

8.30 am **Introduction and welcome from chair:** Geoffrey Webster, President, Waste Management and Resource Recovery Association of Australia

8.40 am **Welcome:** Cr Sally Townley Deputy Mayor, City of Coffs Harbour

8.50 am **Keynote Address: How the EPA is leading NSW towards a clean and resilient future**  
Tony Chappel, CEO, NSW Environment Protection Authority

9.10 am **Keynote Address: Highlights of the National Waste Report 2022**  
Joe Pickin, Director, Blue Environment

9.30 am **Keynote Address: A smart vision for a sustainable future: SMaRT technologies and MICROfactories™ creating sustainable materials and products from waste**  
Professor Veena Sahajwalla, Director, Centre for Sustainable Materials Research & Technology, UNSW

9.50 am **Excellence in Innovation Awards Winners Announced**

Sponsored by:  

10.05 am **A tribute to Danyelle Carter**

### 10.10 am MORNING TEA

Sponsored by: 

#### CURROWONG/SHEARWATER ROOM

### 10.45 am Panel discussion: Waste outlook – Infrastructure & investment

Industry experts will discuss key waste infrastructure plans, including where new capacity is being pursued, how infrastructure planning is developed, and considerations for the investment decision making process. The panel will discuss the current settings guiding waste infrastructure planning and the challenges for service providers in establishing waste infrastructure.

**Facilitator:** Katherine Driscoll, Senior Consultant, Impact Environmental Consulting

#### Panel Members

- Chris McLean, Partner, Energy Transition (M&A Deals), PwC
- Geoffrey Webster, President, WMRR
- Phil Carbins, General Manager Business Development, Veolia Australia & New Zealand
- Richie Farrell, Head of Investor Relations, Cleanaway
- Susie McBurney, General Manager NSW/ACT, Remondis

#### OSPREY ROOM

### Panel discussion: Championing change: The business case for food waste action

The private sector plays a crucial role in reducing food waste. During this panel discussion, you will hear from some of the Australian businesses championing food waste action. They will discuss the challenges, benefits and possibilities of the Australian Food Pact and Sector Action Plans.

**Facilitator:** Mark Barthel, Chief Operating Officer, Stop Food Waste Australia

#### Panel Members

- Camila Cantoli, Head of Marketing & Innovation, YUME
- Mariel Starr, Sustainability Programs Manager, Simplot Australia
- Paul Donaghy, National Resource Recovery Manager, Woolworths Group
- Rose Gooding, Sustainability Manager, Goodman Fielder

### 12.00 pm LUNCH

STRATEGIC WASTE OUTLOOK	MULTI UNIT DWELLINGS (MUD'S)	TECHNOLOGY	WORKSHOP – DIGGING INTO LANDFILL COMPLIANCE
OSPREY ROOM	CURRAWONG ROOM	SHEARWATER ROOM	SUPERFY MARQUEE
<b>Chairperson:</b> <i>Katherine Driscoll, Impact Environmental Consulting</i>	<b>Chairperson:</b> <i>Michael Richards, Masterplan</i>	<b>Chairperson:</b> <i>Leon Hayes, Superfy</i>	<b>Facilitated by:</b> <i>Thomas Freeman, Director, Impact Environmental Consulting and Jason Scarborough, Principal, JS Regulatory Services</i>
<b>1.00 pm NSW Resource Recovery Framework – Review &amp; response</b> Melissa Walsh, Director, Major Projects and Initiatives, NSW Environment Protection Authority	<b>Taking food and organic collection service to new heights</b> Rachael Roberts, Circular Economy Manager, City of Melbourne	<b>How TOMRA's technology makes recycling more convenient, efficient and rewarding</b> Brent Murray, Senior Business Development Manager, TOMRA Collection	<p>The NSW EPA routinely audits landfills for compliance with their Environmental Protection Licence. This workshop will teach attendees how to diagnose and treat common issues that attract auditor attention.</p> <p>Attendees will help brainstorm common compliance issues such as leachate and stormwater. Thomas and Jason will present case examples of typical areas regulators focus on. There will then be a group discussion on the capital and operational budgetary considerations for treating the issues.</p> <p>You, and your facility, will be ready the next time an auditor arrives! Numbers for this workshop are limited.</p>
<b>1.20 pm Industry outlooks – The Re.Group view</b> Vanessa Seaton, Business Development Manager, Re.Group	<b>On-site on our mind</b> Narelle Bowly, Team Leader Resource Recovery and Major Projects Waste, City of Canterbury Bankstown	<b>Leveraging Artificial Intelligence for better environmental outcomes for councils</b> Michael Bates, Head of Australia, New Zealand Region, AMCS	
<b>1.40 pm Improving outcomes through industry innovations</b> Matt Hyatt, Head of Sustainability, BINGO Industries	<b>Pathway to zero waste: taking apartments on the journey</b> Gabriella Love, Senior Resource Recovery Officer, City of Canada Bay Council	<b>Artificial Intelligence (A.I) detection of contamination in recycling bins</b> Troy Leedham, Systems Coordinator – Waste, Canterbury Bankstown Council	
<b>2.00 pm A systems approach to underpin confidence in resource recovery investment</b> Richard Collins, National Waste Advisory Leader, Arcadis Australia	<b>Case study – How MUDs become good recyclers</b> Eugenie Alonzo, Chief Marketing Officer, RecycleSmart	<b>A proven diversion technology that integrates with the current infrastructure</b> Christer Henriksson, President Juno LLC, GP Juno	
<b>2.20 pm Waste infrastructure in NSW – What is the way forward?</b> David Gamble, Senior Technical Director – Waste Infrastructure, GHD	<b>Who said composting in MUDs was not possible?</b> Anna Ricketts, Regional Manager NSW, EnviroCom Australia	<b>New technologies and viable plastics film recycling</b> Eric Paulsen, Managing Director, Cemas Technologies	
<b>2.40 pm Q&amp;A</b>	<b>Q&amp;A</b>	<b>Q&amp;A</b>	
<b>2.50 pm AFTERNOON TEA</b>			

Sponsored by:  **WEAA**  
WASTE ENVIRONMENT AUSTRALIA

SOFT PLASTICS	WASTE SERVICES PROCUREMENT	LITTER & ILLEGAL DUMPING	WORKSHOP: COLLABORATE WITH YOUR COMMUNITY
OSPREY ROOM	CURRAWONG ROOM	SHEARWATER ROOM	SUPERFY MARQUEE
<b>Chairperson:</b> <i>Barry Cosier, Australian Food &amp; Grocery Council</i>	<b>Chairperson:</b> <i>Joshua Same, Maddocks</i>	<b>Chairperson:</b> <i>Ron Wainberg, MRA Consulting Group</i>	<b>Facilitators:</b> <i>Costa Georgiadis, Gardening Australia; Cate McQuillen, mememe Productions; srappy</i>
<b>3.30 pm</b> <b>Soft plastics – The big picture: Supercharging the local plastic recycling industry</b> <i>Deb Cailles, Executive Director Strategy, Procurement and Planning, Recycling Victoria</i>	<b>Helping local councils come together to procure good value waste services</b> <i>Sarah Larkin, Manager, Joint Procurement Concierge Services, NSW Environment Protection Authority</i>	<b>Cleaning up the MUDDy kerbs</b> <i>Brodie Smith, Resource Recovery Project Officer, City of Canterbury Bankstown</i>	<b>Moving waste education from telling to sharing</b> Join Costa Georgiadis, Cate McQuillen and srappy to workshop ways to bring the community into the heart of your waste education strategy.  Creating an engaged and interactive community that shares your stories of change and creates their own to share is not just smart communication but great local leadership building.
<b>3.50 pm</b> <b>End markets for soft plastics: Is chemical recycling real? Real life experience</b> <i>Andrea Polson, Marketing Director, Licella</i>	<b>Industry response to local council procurement</b> <i>Nick Page, General Manager Tendering and Contracts, J.J. Richards &amp; Sons</i>	<b>Saving the fish, one piece of litter at a time</b> <i>Zoe White, Resource Recovery Education and Compliance Officer, Byron Shire Council</i>	Explore what a waste town hall meeting could look like, how to create community leaders, how to inspire young people to join the waste party and how to revolutionise your approach to social media.  Brainstorm and then put some of these ideas on their feet as we try out a waste town hall of our own!
<b>4.10 pm</b> <b>Best practice – Soft plastics recovery</b> <i>Helen Millicer, Director GAICD Churchill Fellow, One Planet Consulting</i>	<b>First steps to harmonisation</b> <i>Charlotte Wesley, Principal Environmental Consultant (Waste Advisory), Arcadis Australia Pacific</i>	<b>Annual illegal waste survey and next steps</b> <i>Samuel Lawson, Environmental Consultant, MRA Consulting Group</i>	
<b>4.30 pm</b> <b>Where the 'soft plastics' hit the ground – What are the risks and impacts on Councils</b> <i>Andrea Baldwin, Team Leader Resource Recovery, Albury City Council</i>	<b>Performance or outcomes-based waste management contracting – A case study</b> <i>Candice Myers, Business Engagement Coordinator, Cleanaway</i>	<b>Calculating the cost of cigarette butt litter</b> <i>Shannon Mead, Founder and Chief Butt Officer, No More Butts</i>	
<b>4.50 pm</b> <b>Q&amp;A</b>	<b>Q&amp;A</b>	<b>Q&amp;A</b>	

**5.00 pm CLOSE OF DAY TWO**

**6.15 pm Pre-dinner drinks** – Bayside Green /Reception Lawns, Pacific Bay Resort  
Entertainment by: Sam Dyball

**7.30 pm CONFERENCE DINNER** – Reef Room, Pacific Bay Resort  
Theme: The 60s  
Entertainment by: ShekRow

Sponsored by:



# Recycling Re-made

## Proud supporters of Waste 2023

Visy is innovating and investing to find better ways to recover, recycle and re-manufacture packaging from recyclable materials.

We look forward to seeing you, visit us at **Booth 9**



VISIT [VISY.COM](http://VISY.COM)

POCKET GUIDE SPONSOR



## THURSDAY 11 MAY – CONFERENCE DAY THREE

### 8.00 am WELCOME TEA & COFFEE

**9.00 am Welcome and introduction from the chair:** Professor Veena Sahajwalla, Director, Centre for Sustainable Materials Research & Technology, UNSW

**9.10 am Keynote Address: The unsupported and unfunded driver of the circular economy... Reuse!**  
Omer Soker, CEO, Charitable Recycling Australia

### 9.30 am SEPARATE ROOMS FOR PANELS

#### OSPREY ROOM

**9.35 am Panel discussion: The past, present & future**  
A timely panel discussion providing a 20-year retrospective from champions of the waste industry, together with up-and-coming waste professionals providing their outlook. Our veterans will provide an interesting retrospective of the key changes that have occurred from their unique perspectives. The panel will discuss the impact of changes to the industry and the challenges overcome.

**Facilitator:** Greg Freeman, Conference Convenor, Waste 2023

#### Panel Members

- Anne Prince, Director, APC Waste Consultants
- Kat Heinrich, Director and Principal Consultant, Rawtec
- Ron Smith, Civic & Commercial Waste Coordinator, Penrith City Council
- Ron Wainberg, Chair, WMRR EIW Working Group & Technical Director, MRA Consulting Group
- Stuart Baird, Head of Operations – Integration, Cleanaway

#### CURROWONG / SHEARWATER ROOM

#### Panel discussion: The challenges of delivering a circular economy

This panel will explore and discuss how the concept of circular economy translates into action for the waste management industry. Hear from leading industry, government and NFP practitioners about how circular economy principles can drive environmental, social and economic outcomes.

**Facilitator:** Rachael Roberts, Circular Economy Manager, City of Melbourne

#### Panel Members



- Aaron Hudson, CEO, reDirect Recycling
- Claire Kneller, Managing Director, WRAP Asia Pacific
- Mike Ritchie, Managing Director, MRA Consulting Group
- Peter Windley, Coordinator Waste Operations, Shoalhaven City Council
- Sophie Degagny, Associate Director, KPMG

### 10.45 am MORNING TEA

Sponsored by:



CIRCULAR ECONOMY	ORGANICS & FOGO	INNOVATION & WASTE PROJECTS	WORKSHOP: WASTE GRANTSMANSHIP 101 – HOW TO WRITE WINNING APPLICATIONS
OSPREY ROOM	CURRAWONG ROOM	SHEARWATER ROOM	SUPERFY MARQUEE
<b>Chairperson:</b> <i>Mike Ritchie, MRA Consulting</i>	<b>Chairperson:</b> <i>Vanessa Seaton, Re.Group</i>	<b>Chairperson:</b> <i>Sam Lawson, Waste Enforcement Association Australia</i>	<b>Facilitators:</b> <i>Charlotte Wesley and Richard Collins, Arcadis Australia Pacific</i>
<b>11.15 am Facilitating collaboration between research, industry and government to drive investment in the circular economy</b> Shannon Smyth, Manager Market Acceleration, Sustainability Victoria	<b>Delivering on the organics net zero emission goal</b> Amanda Kane, Organics Manager, NSW Environment Protection Authority	<b>Recycle Mate – 12 months after the national roll-out</b> Lara Barclay, Managing Director, Adaptation Environmental Support	Writing effective grant applications can be a complex and time-consuming process, and interest in competitive funding offerings is typically high and competition strong. Getting it right is not always easy and can be a daunting task.
<b>11.35 am Using materials flow analysis to make waste management more circular</b> Gavin Hull, Principal Consultant, Arcadis	<b>How to enable FOGO processing? Best practice and lessons learned</b> Jan Duebelde, National Organics Manager, REMONDIS Australia	<b>Evidence-based approach to identify circular economy opportunities in the Illawarra Shoalhaven region</b> Hannah Elias, Circular Economy Consultant, Edge Impact	This interactive workshop will equip you with the tools needed to make a positive impression and will focus on three key principles of successful grant application writing. It will also explore the considerations of grant program design, applicant support and application evaluation, and assessment of project delivery against agreed outcomes.
<b>11.55 am Australian (Re)Made – Recovering &amp; reusing complex waste stream materials</b> Steve Morris, Founder, Close the Loop	<b>Preparing for the next wave of source separated organics</b> Charlie Emery, Managing Director, SOILCO	<b>Landfill, roadfill or valuefill? Reusing glass in the built environment</b> Dave Jones, External Affairs Director and Technical Advisor, OmniGrip Direct	You will benefit from the experience of the facilitators and will be able to start making your grant applications more engaging and competitive.
<b>12.15 pm Behavioural roadmap for circular consumption</b> Jennifer Macklin, Senior Research Officer, BehaviourWorks Australia, Monash University	<b>WWW (What, Where and Why) of household food waste behaviour project</b> Sarah Wheeler, Professor of Water Economics, School of Economics and Public Policy, University of Adelaide	<b>Textiles – The what and the wear!</b> Anne Prince, Director, APC Waste Consultants	There will also be time for your questions to be answered.
<b>12.35 pm Buying into the circular economy</b> Hayley Jarick, CEO, Supply Chain Sustainability School Limited, Chair Circular Procurement Working Group, Australian Circular Economy Hub (ACE Hub)	<b>Food organics research project – Informing strategic organics management</b> David Roberts, Environment Manager, Willoughby Council	<b>Textile recovery insights – A local government perspective</b> Annie Walker, Senior Coordinator, Circular Economy, SSROC	
<b>12.55 pm Q&amp;A</b>	<b>Q&amp;A</b>	<b>Q&amp;A</b>	
<b>1.00 pm LUNCH</b>			

PRODUCT STEWARDSHIP	COLLECTION INITIATIVES	CHALLENGING WASTE	WORKSHOP: SUSTAINABLE AT HOME
OSPREY ROOM	CURRAWONG ROOM	SHEARWATER ROOM	SUPERFY MARQUEE
<b>Chairperson:</b> <i>Libby Chaplin, Battery Stewardship Council</i>	<b>Chairperson:</b> <i>Michelle Mandl, TOMRA Cleanaway</i>	<b>Chairperson:</b> <i>Rob Gregory, East Waste</i>	<b>Facilitator:</b> <i>Kathleen Hannah, OzGREEN</i>
<b>2.00 pm</b> <b>The shift to a circular clothing economy for Australia – National Clothing Stewardship Scheme</b> Claire Kneller, Managing Director, WRAP Asia Pacific	<b>Considerations to preparing a collections procurement</b> Mark Lee, Acting Director, ACT NoWaste, ACT Government	<b>Queensland Children’s Hospital – Designing waste out of health care systems</b> Renae McBrien, Environment Consultant, Queensland Children’s Hospital	<b>Grow fresh sprouts and microgreens without all the packaging!</b> This interactive workshop to give you practical skills and tips for saving your budget and the environment at your place!
<b>2.20 pm</b> <b>How can you support battery stewardship!</b> Jade Barnaby, Director – Best Practice & Innovation, Battery Stewardship Council / B-cycle	<b>Post-consumer soft plastics: To bin or not to bin?</b> Gordon Ewart, Director, CurbCycle	<b>Waste becoming a resource for the furnishings industry</b> Karie Soehardi, Director, Circular Design Thinking	Learn to grow your own microgreens at home and have fresh, crunchy, nutritious greens to add to your meals without all the plastic packaging. Microgreens are simple to grow, require very little room and can keep you in greens all year round! With a basic growing setup, you often have all you need to get started lying around your home.
<b>2.40 pm</b> <b>Health, environment and safety impacts of end-of-life tyres</b> Dr Linda Mitchell, Science and Innovation Advisor, Tyre Stewardship Australia	<b>Revisiting planning controls to enable organics collection services in apartments</b> Amanda Bombaci, Regional Waste Coordinator, Western Sydney Regional Organisation of Councils	<b>Development of the nationally consistent hazardous waste tracking system</b> Jerome Koh, Manager, Policy, NSW Environment Protection Authority	Come along and learn just how easy it is to grow your own!
<b>3.00 pm</b> <b>New product stewardship scheme tackles Australia’s priority mattress issue</b> Jane Street, Stakeholder Engagement Manager, Australian Bedding Stewardship Council (ABSC)	<b>Bin-less waste storage and collection in Randwick Council</b> Talebul Islam, Coordinator Strategic Waste Management, Randwick City Council	<b>Recycling engineered timber – securing supply</b> Mark Winsler, General Manager Operations, Kimbriki Environmental Enterprises	
<b>3.20 pm</b> Q&A	Q&A	Q&A	
<b>3.30 pm AFTERNOON TEA</b>			Sponsored by:  <b>WEAA</b> WASTE RECYCLING ASSOCIATION AUSTRALIA
<b>4.00 pm</b> <b>Conference Wrap-Up...Collabor-date</b> A stand up and deliver conference grand finale event combining a selection of companies/organisations with great ideas that need new ‘players’ to join them to make it happen! They hit the stage with 3 minutes on the clock to spark the audience’s interest. Delegates can make public declaration of support or leave their card in a ‘project’ box if they want to talk more, offer support, mentor, or give feedback. This is collaboration in action. Purposeful fun to wrap another year of conference brilliance.		<b>Hosted by:</b> Cate McQuillen, Creative Producer / Owner, mememe productions – One Story and Claire Kneller, Managing Director, WRAP Asia Pacific	
<b>5.00 pm CLOSE OF DAY 3</b>			
<b>6.30 pm</b> <b>CONFERENCE FINALE BUFFET</b> – Horizon’s Restaurant, Opal Cove Resort Entertainment by: Orlando Duo			Sponsored by:  <b>MRA</b> Consulting Group

Program subject to change without notice

## 14.8 PURCHASE OF RUBBISH COLLECTION VEHICLES FOR FOGO WASTE

D2024/04020

### PURPOSE OF REPORT

The purpose of this report is to seek Council approval for exemption from the tender regulations for the purchase of two used rubbish collection vehicles from Major Motors Pty Ltd to provide FOGO collection services to the Shire of Mundaring.

### KEY POINT(S)

- The EMRC will be commencing FOGO collection services to the Shire of Mundaring from 1 July 2024 as per existing agreements with the Shire.
- Additional rubbish collection vehicles need to be acquired ready for this service and the approved Business Case for this project and Loan Agreement with the Shire of Mundaring provides for the purchase of such vehicles. The financial model within the Business Case provides for the purchase of used side loader, rear loader and front lift trucks as required to deliver the service.
- The EMRC seeks to purchase two used side loader rubbish collection vehicles from Major Motors at a total cost of \$268,181.82 (ex GST) which exceeds the tender limit of \$250,000 (ex GST).
- These vehicles have been in service at the City of Stirling's waste collection fleet and were traded in on new vehicles supplied by Major Motors. This is an opportunistic purchase as suitable used rubbish collection vehicles are not always available for purchase when required and having to go through a tender process would be problematic in terms of the timing of the availability of offered vehicles.
- Regulation 11(1) of the *Local Government (Functions and General) Regulations 1996* requires tenders to be publicly invited for contracts worth more than \$250,000, unless there are circumstances described in r.11(2) which state otherwise.
- Regulation 11(2)(f) of the *Local Government (Functions and General) Regulations 1996* provides that where a local government has good reason to believe that, because of the unique nature of the goods or services required or for any other reason, it is unlikely that there is more than one potential supplier, then tenders do not need to be invited.
- It is proposed that in accordance with r.11(2)(f) of the *Local Government (Functions and General) Regulations 1996* that tenders not be invited on this occasion.

### RECOMMENDATION(S)

That:

1. Council acknowledges that due to the opportunistic timing of the availability of these two used side loader rubbish collection vehicles from Major Motors Pty Ltd, it has good reason to believe there is unlikely to be any other supplier who can provide similar value for money in the time required.
2. In accordance with r.11(2)(f) of the *Local Government (Functions and General) Regulations 1996* tenders not be publicly invited on this occasion.

### SOURCE OF REPORT

Chief Operating Officer

## BACKGROUND

- 1 In a confidential report to the 25 May 2023 Ordinary Meeting of Council, (Ref: D2023/08685), it was resolved that:
- “1. COUNCIL PROCEEDS WITH THE REGIONAL WASTE COLLECTION SERVICE IN ACCORDANCE WITH THE PROJECT PLAN FORMING CONFIDENTIAL ATTACHMENT 1 TO THIS REPORT.
  2. COUNCIL APPROVES THE LOAN AGREEMENT FORMING CONFIDENTIAL ATTACHMENT 2 TO THIS REPORT.
  3. COUNCIL AUTHORISES THE CHIEF EXECUTIVE OFFICER TO FINALISE AND EXECUTE THE PROJECT PLAN AND LOAN AGREEMENT.
  4. THE REPORT AND ATTACHMENTS REMAIN CONFIDENTIAL AND ARE CERTIFIED BY THE CHAIRMAN AND CHIEF EXECUTIVE OFFICER.”

## REPORT

- 2 The EMRC will be commencing FOGO collection services to the Shire of Mundaring from 1 July 2024 as per existing agreements with the Shire.
- 3 Additional rubbish collection vehicles need to be acquired ready for this service and the approved Business Case for this project and Loan Agreement with the Shire of Mundaring provides for the purchase of such vehicles. The financial model within the Business Case provides for the purchase of used side loader, rear loader and front lift trucks, as required to deliver the service.
- 4 The EMRC seeks to purchase two used side loader rubbish collection vehicles from Major Motors Pty Ltd at a total cost of \$268,181.82 (ex GST) which exceeds the tender limit of \$250,000 (ex GST).
- 5 These vehicles have been in service at the City of Stirling's waste collection fleet and were traded in on new vehicles supplied by Major Motors. This is an opportunistic purchase as suitable used rubbish collection vehicles are not always available in the market and having to go through a tender process would be problematic in terms of the timing of the availability of offered vehicles.
- 6 Regulation 11(1) of the *Local Government (Functions and General) Regulations 1996* requires tenders to be publicly invited for contracts worth more than \$250,000, unless subsection r.11(2) states otherwise.
- 7 Regulation 11(2)(f) of the *Local Government (Functions and General) Regulations 1996* states that where a local government has good reason to believe that, because of the unique nature of the goods or services required or for any other reason, it is unlikely that there is more than one potential supplier; then tenders do not have to be publicly invited.
- 8 Going to public tender at this stage will introduce a delay of at least three months whilst a tender is drafted, issued, returned, assessed and then awarded, assuming that a suitable tenderer could be sourced with vehicles available in time for the roll out of FOGO services to the Shire of Mundaring on 1 July 2024.
- 9 For these reasons it is therefore recommended for Council's deliberation that in accordance with r.11(2)(f) of the *Local Government (Functions and General) Regulations 1996*, tenders not be publicly invited on this occasion.

## STRATEGIC/POLICY IMPLICATIONS

- 10 Reporting on EMRC Strategic Policy implications align with the revised Strategic Plan 2017-2027 and the Sustainability Strategy:



**FINANCIAL IMPLICATIONS**

- 11 At its meeting of 22 June 2023, Council approved the draft Annual budget for 2023/2024 (D2023/08153).
- 12 The proposed purchase of side loader rubbish collection vehicles will be managed within this approved budget item (24410/01 Purchase/Replace Plant – Hazelmere).
- 13 Funding for the Regional Waste Collection Service for the services provided to the Shire of Mundaring is through a loan agreement with the Shire as part of the Participants Agreement and Project Plan.

**SUSTAINABILITY IMPLICATIONS**

- 14 The Regional Waste Collection Service aims to improve the financial viability of participating member Councils and continue to support the roll-out of FOGO collections by member Councils and the diversion of waste from landfill.

**RISK MANAGEMENT**

<b>Risk – Inability to deliver FOGO collection services to the Shire of Mundaring from 1 July 2024</b>		
<b>Consequence</b>	<b>Likelihood</b>	<b>Rating</b>
Catastrophic	Possible / Likely	High (15) / Extreme (20)
<b>Action/Strategy</b>		
➤ This report recommends a course of action that expedites the procurement of FOGO collection vehicles.		

**MEMBER COUNCIL IMPLICATIONS**

<b>Member Council</b>	<b>Implication Details</b>
Town of Bassendean	} Nil
City of Bayswater	
Shire of Mundaring	
City of Swan	

**ATTACHMENT(S)**

Nil

**VOTING REQUIREMENT**

Simple Majority

## RECOMMENDATION(S)

That:

1. Council acknowledges that due to the opportunistic timing of the availability of these two used side loader rubbish collection vehicles from Major Motors Pty Ltd, it has good reason to believe there is unlikely to be any other supplier who can provide similar value for money in the time required.
2. In accordance with r.11(2)(f) of the *Local Government (Functions and General) Regulations 1996* tenders not be publicly invited on this occasion.

The Chairperson called for a mover and seconder for the officer recommendation to allow for questions.

Cr Jeans moved the motion and Cr Ames seconded.

The Chairperson invited questions to the report item.

Cr Jeans spoke for the motion and declared that the Shire of Mundaring had an interest in this purchase. He advised that there were no risks involved for other Member Councils as the purchase is covered under the agreement and is ring fenced. The proposed purchase is a good investment because these types of rubbish collection vehicles are difficult to acquire. The Shire needs to get its FOGO up and running.

Cr Ames spoke for the motion saying that these vehicles aren't getting any cheaper.

Cr Bowman spoke against the motion as he felt these trucks are not unique and did not believe that the purchase could be exempt from the tender regulations, the EMRC is required to follow the Local Government Act.

The CEO advised that availability and long lead times is the issue.

Cr Ellery asked whether there was evidence to show that alternative quotes were sought.

The CFO advised that auctions were looked at and the quality did not meet our requirements. The City of Stirling had traded in the vehicles before the EMRC knew of their availability, otherwise we could have purchased from them directly without going to tender. The EMRC is conscious that it is costly and timely to get the new trucks.

Cr Ellery asked whether a request was put through WALGA.

The CFO advised that there is no WALGA quotation process.

The CEO advised that if the trucks aren't secured now then someone else will buy them. There is no option to hold the vehicles.

The CFO advised that the tender regulations allow for unique exemptions and we believe, as officers, that this is a unique opportunity and qualifies under the exemptions under the *Local Government (Functions and General) Regulations 1996*.

Cr Piffaretti spoke for the motion and was comfortable that no regulations were being breached.

Cr Ellery spoke for the motion and said the EMRC should be demonstrating to its customers that it is providing value for money.

Cr Jeans used his right of reply and explained that the FOGO process has been very long and prices kept increasing to the point where the EMRC could no longer afford to build a permanent FOGO facility. Good quality vehicles are being purchased. He acknowledged this Council has the ability to approve this purchase.

The Chairperson put the motion to the vote.

**COUNCIL RESOLUTION(S)**

MOVED CR JEANS

SECONDED CR AMES

THAT:

1. COUNCIL ACKNOWLEDGES THAT DUE TO THE OPPORTUNISTIC TIMING OF THE AVAILABILITY OF THESE TWO USED SIDE LOADER RUBBISH COLLECTION VEHICLES FROM MAJOR MOTORS PTY LTD, IT HAS GOOD REASON TO BELIEVE THERE IS UNLIKELY TO BE ANY OTHER SUPPLIER WHO CAN PROVIDE SIMILAR VALUE FOR MONEY IN THE TIME REQUIRED.
2. IN ACCORDANCE WITH R.11(2)(F) OF THE *LOCAL GOVERNMENT (FUNCTIONS AND GENERAL) REGULATIONS 1996* TENDERS NOT BE PUBLICLY INVITED ON THIS OCCASION.

**MOTION CARRIED 7/1**

**For: Crs Piffaretti, Ames, Ellery, Catalano, Jeans, Poliwka, Sutherland**

**Against: Cr Bowman**

14.9 ITEMS CONTAINED IN THE INFORMATION BULLETIN (D2024/01823)

The following items are included in the Information Bulletin, which accompanies the Agenda.

1. REGISTER OF COUNCIL RESOLUTIONS 2023 (D2024/02009)
2. CEO EXERCISE OF DELEGATED POWERS AND DUTIES (D2024/02010)
3. 2023/2024 COUNCIL TONNAGE COMPARISONS AS AT 31 JANUARY 2024 (D2024/04010)
4. CORPORATE BUSINESS PLAN 2023/2024 – 2027/2028 SECOND QUARTER REPORTING OCTOBER TO DECEMBER 2023 (D2024/03696)
5. SUSTAINABILITY TEAM UPDATE – OCTOBER TO DECEMBER 2023 (D2024/03699)

**RECOMMENDATION**

That the Council notes the items contained in the Information Bulletin accompanying the 22 February 2024 Ordinary Meeting of Council Agenda.

**COUNCIL RESOLUTION**

MOVED CR AMES

SECONDED CR ELLERY

THAT THE COUNCIL NOTES THE ITEMS CONTAINED IN THE INFORMATION BULLETIN ACCOMPANYING THE 22 FEBRUARY 2024 ORDINARY MEETING OF COUNCIL AGENDA.

**CARRIED UNANIMOUSLY**

**15 REPORTS OF COMMITTEES**

Nil

**16 REPORTS OF DELEGATES**

16.1 MUNICIPAL WASTE ADVISORY COUNCIL (MWAC) MINUTES HELD 13 DECEMBER 2023

Council noted the MWAC minutes held 13 December 2023.



MUNICIPAL WASTE ADVISORY COUNCIL  
*"Getting the Environment Right"*

# Municipal Waste Advisory Council

## Minutes

**3:00pm Wednesday, 13 December 2023**

**ONE70, Level 1, 170 Railway Parade, West Leederville**

## Contents

<b>1</b>	<b>Procedural Matters</b> .....	<b>4</b>
1.1	Election of Municipal Waste Advisory Council Chair and Deputy Chair .....	4
1.2	MWAC Minutes Tabled at WALGA State Council .....	4
1.3	Confirmation of the Previous MWAC Minutes .....	4
<b>2</b>	<b>Business Arising</b> .....	<b>4</b>
<b>3</b>	<b>Decision Items</b> .....	<b>5</b>
3.1	Policy Statement Review – Standards for Recycled Organics Applied to Land .....	5
<b>4</b>	<b>Discussion Items</b> .....	<b>7</b>
4.1	Soft Plastics – Collection Approaches .....	7
4.2	Waste Levy Policy Statement Review .....	8
4.3	Priority Actions for 2024 .....	10
<b>5</b>	<b>Information Items</b> .....	<b>10</b>
5.1	National Tyre Recovery Data .....	10
5.2	Policy Statement Review Update.....	11
5.3	Plan for Plastics – Compostable Produce Bags .....	11
<b>6</b>	<b>Reports</b> .....	<b>11</b>
6.1	MWAC Groups .....	11
6.2	External Committees & Working Groups.....	12
<b>7</b>	<b>Other General Business</b> .....	<b>13</b>
<b>8</b>	<b>Next Meeting</b> .....	<b>13</b>

## Attendance

Cr Giorgia Johnson (Bayswater)	Eastern Metropolitan Regional Council	
Cr Paul Miles (Wanneroo)	Mindarie Regional Council	
Mayor Hannah Fitzhardinge (Fremantle)	Resource Recovery Group	
Cr Laurene Bonza (Dundas)	WALGA State Council	
Cr Karen Wheatland (Melville)	WALGA State Council	
Cr Michael Dudek (Stirling)	WALGA State Council	
Mr Nick Edwards	Bunbury Harvey Regional Council	
Mr Michael Dufour	City of Greater Geraldton	
Mr Scott Cairns	Mindarie Regional Council	
Mr Brendan Doherty	Resource Recovery Group	
Ms Libby Eustance	Western Metropolitan Regional	
Mr Darrell Monteiro (Serpentine Jarrahdale)	Metropolitan Local Government	
Ms Ruth March (Albany)	Non-metropolitan Local Government	<i>OAG Deputy</i>
Ms Jacky Jurmann (Northam)	Non-metropolitan Local Government	
Ms Rebecca Brown	WALGA / Municipal Waste Advisory	
Ms Tazra Hawkins	WALGA / Municipal Waste Advisory	
Ms Conor Macgill	WALGA / Municipal Waste Advisory	
Ms Candy Wong	WALGA / Municipal Waste Advisory	
Ms Nicole Matthews	WALGA	
Cr Paul Kelly	WALGA Deputy President	<i>Observer</i>

## Apologies

Mr Tim Youé	Resource Recovery Group	<i>OAG Chair</i>
Cr Wendy Dickinson (Harvey)	Bunbury Harvey Regional Council	
Cr Natasha Colliver	City of Greater Geraldton	
Cr Brad Wylynko (Cottesloe)	Western Metropolitan Regional Council	
Cr Les Price (Cue)	WALGA State Council	
Cr Bronwyn Smith (Wanneroo)	WALGA State Council	
Mr Marcus Geisler	Eastern Metropolitan Regional Council	
Mr Stefan Frodsham	Western Metropolitan Regional Council	
Mr Brett Jackson (Kalamunda)	Metropolitan Local Government	
Cr Karen Chappel JP	WALGA President	<i>Observer</i>
Cr Peter Abetz	City of Gosnells	<i>Observer</i>

## Acknowledgement of Country

WALGA acknowledges the continuing connection of Aboriginal people to Country, culture and community. We embrace the vast Aboriginal cultural diversity throughout Western Australia, including Boorloo (Perth) on the land of the Whadjuk Noongar People where WALGA is located, and we acknowledge and pay respect to Elders past and present. WALGA is committed to supporting the efforts of WA Local Governments to foster respectful partnerships and strengthen relationships with local Aboriginal communities.

## Presentation

**Adrian Wiley**, Department of Water and Environmental Regulation Director Circular Economy, provided an overview of structural reforms within the Department, as well as updates on the Waste Strategy Review, e-waste to landfill ban, and national tyres project.

## 1 Procedural Matters

### 1.1 Election of Municipal Waste Advisory Council Chair and Deputy Chair

Nominations were called for at the meeting. Cr Giorgia Johnson was elected unopposed as MWAC Chair, Cr Karen Wheatland was elected unopposed as MWAC Deputy Chair. These positions are for a two-year term, expiring in December 2025.

### 1.2 MWAC Minutes Tabled at WALGA State Council

A summary of the Minutes of the Municipal Waste Advisory Council meeting held Wednesday, 18 October 2023 will be noted at the next WA Local Government Association State Council meeting.

### 1.3 Confirmation of the Previous MWAC Minutes

#### **MUNICIPAL WASTE ADVISORY COUNCIL MOTION**

**The Minutes of the meeting of the Municipal Waste Advisory Council held on Wednesday, 18 October 2023 were confirmed as a true and accurate record of the proceedings.**

Moved Cr Johnson  
Seconded Cr Wheatland

**CARRIED**

## 2 Business Arising

No Business Arising issues for consideration.



## 3 Decision Items

### 3.1 Policy Statement Review – Standards for Recycled Organics Applied to Land

#### MUNICIPAL WASTE ADVISORY COUNCIL MOTION

That the Municipal Waste Advisory Council:

1. Rescind the existing WALGA *Standards for Recycled Organics Applied to Land Policy Statement 2007* and Advocacy Position 7.9:

*Local Government:*

1. *Acknowledges the benefits of applying recycled organics to land, especially as a means of diverting organic material from landfill; and,*
  2. *Supports the development of standards for applying recycled organics to land, to ensure a fit for purpose product is developed.*
2. Endorse a revised WALGA Advocacy Position *Recovered Materials Framework* as follows:

*The use of recovered materials, across a range of applications, is essential in reducing the use of basic raw materials, meeting State Waste Strategy Targets and increasing diversion of waste from landfill. To ensure end users have high confidence in the quality and safety of products derived from recovered materials, consistent, outcomes-based standards and investment certainty are required.*

*The State Government, in consultation with Local Government and the waste management industry, should take a leadership role in facilitating the use of recovered material. The State Government should:*

1. *Develop a regulatory framework which:*
  - a. *Outlines clear, outcomes-based specifications for individual products which take into consideration the receiving environment and allow for site-specific assessment.*
  - b. *Minimises risk to human health and the environment from the use of recovered material.*
  - c. *Establishes robust systems to provide quality assurance and ongoing surveillance throughout the supply chain.*
2. *Provide guidance and support mechanisms for the successful implementation of the framework.*
3. *Support the development of, and access to, sustainable end markets and long-term offtake agreements through initiatives such as active engagement with potential end users and the inclusion of recovered material content targets in Government procurement and large infrastructure projects.*

**Moved Cr Wheatland  
Seconded Cr Dudek**

**CARRIED**

#### In Brief

- The [Standards for Recycled Organics Applied to Land Policy Statement 2007](#) was developed at a time when the main option for landfill diversion of organic material in Western Australia was through mixed waste Alternative Waste Treatment (AWT) facilities.

- The Policy Statement provides principles for the development of standards for recycled organics applied to land, however these principles are potentially broadly applicable to any recovered material applied to land.
- The Department of Water and Environmental Regulation is developing a Recovered Materials Framework to cover the application of waste derived material to land.
- The proposed approach is that the principles/approach in the Policy Statement be reviewed and used to develop an Advocacy Position on a Recovered Materials Framework. The existing Policy Statement would then be rescinded.

### **Background**

In 2007, when the Policy Statement on Standards for Recycled Organics Applied to Land was developed, Regional Councils had in place or were developing, Alternative Waste Treatment (AWT) infrastructure for mixed waste composting (output of 2-bin system or City of Stirling's 1-bin system). This direction was largely in response to State Government push to reduce waste to landfill and eliminate the development of new landfill sites in the Perth metropolitan area. At that time the State Government had not expressed a technology/system preference. AWTs were diverting substantial amounts of material from landfill to beneficial uses, however because of the mixed waste source there was a high degree of concern about potential contamination of land. The approach taken in the Policy Statement was to advocate for outcome based, fit for purpose, standards.

With the decision of Beech J in *Eclipse Resources Pty Ltd v The State of Western Australia* in 2016, any clean fill material applied to land (over 500 tonnes/year) could be considered landfilling. The Department of Water and Environmental Regulation has undertaken several consultations on the development of framework to facilitate the use of recovered materials (Waste Derived Materials Framework 2019-20).

In WALGA's previous Submissions on the establishment of a Legislative framework for recovered materials, the following key outcomes were identified:

- Risk based, fit for purpose standards – the standards should be based on the risk associated with the material and its use in specific applications.
- Streamlined approval process for waste derived materials – a process which does not require an application to be lodged with the Department for every use of material and that is supported by clear guidance documentation (developed in consultation with industry).
- WA specific evidence base – to be able to make risk-based assessments DWER will need to establish a reliable WA specific evidence base, and secured staff with the necessary skills and experience to successfully implement a framework.
- Certainty and stability for markets - the establishment of a legislative framework for waste derived materials will not automatically create market demand for waste derived materials. A range of other initiatives are required to support uptake of these materials, such as active engagement with potential end users and the inclusion of recycled content targets in Government procurement.

Following these consultations the Department is progressing a Recovered Materials Framework. The development of an Advocacy Position on this will inform WALGA's input into the development of the final Framework.

The proposed Advocacy Position *Recovered Materials Framework* is as follows:

*The use of recovered materials, across a range of applications, is essential in reducing the use of basic raw materials, meeting State Waste Strategy Targets and increasing diversion of waste from landfill.*

*To ensure end users have high confidence in the quality and safety of products derived from recovered materials, consistent, outcomes-based standards and investment certainty are required.*

*The State Government, in consultation with Local Government and the waste management industry, should take a leadership role in facilitating the use of recovered material. The State Government should:*

- 1. Develop a regulatory framework which:
  - a. Outlines clear, outcomes-based specifications for individual products which take into consideration the receiving environment and allow for site-specific assessment.*
  - b. Minimises risk to human health and the environment from the use of recovered material.*
  - c. Establishes robust systems to provide quality assurance and ongoing surveillance throughout the supply chain.**
- 2. Provide guidance and support mechanisms for the successful implementation of the framework.*
- 3. Support the development of, and access to, sustainable end markets and long-term offtake agreements through initiatives such as active engagement with potential end users and the inclusion of recovered material content targets in Government procurement and large infrastructure projects.*

#### **Comment**

Local Government is a user and a producer of recovered materials and will benefit from a robust legislative framework that provides certainty regarding the use of products. The materials which will be covered by the Framework include any material recovered from waste which is applied to land. For example, FOGO Derived Compost, glass from kerbside recycling used in road construction, and construction and demolition waste used in road construction.

The Advocacy Position provides a strong basis for WALGA to argue for an effective framework and the key elements of implementation. Discussion at the Officers Advisory Group emphasised the need for funding to ensure that testing of products was undertaken.

#### **Discussion at the Municipal Waste Advisory Council**

Clarification was sought regarding whether the Recovered Materials Framework would impact current diversion targets for FOGO. The intent of the Framework is to support the use of waste-derived recovered materials by providing regulatory certainty for these materials to be reused in a range of applications. Under current legislation, once materials are classified as waste there is no legal pathway for these materials to be considered as anything but waste.

## **4 Discussion Items**

### **4.1 Soft Plastics – Collection Approaches**

#### **In Brief**

- WALGA, with the other Local Government Associations, is advocating nationally against the proposed inclusion of soft plastics in kerbside recycling collections (by the Australian Food and Grocery Council).
- Trials of kerbside soft plastic collection in NSW and SA have yielded high participation rates, however have identified significant issues with resourcing and infrastructure at the participating Material Recovery Facilities (MRF).

- WALGA and MRF operators recently met with a soft plastics processor intending to establish a recycling plant in Perth and expressed support for a non-kerbside collection option.

#### **For Discussion**

- Potential soft plastics collection options.
- Stability and timing of processing and end markets.

#### **Background**

The Australian Food and Grocery Council (AFGC) is undertaking trials of kerbside collection of soft plastics as part of the [National Plastics Recycling Scheme](#) project, with Local Governments directing residents to collect soft plastics in a designated bag and placing in the Recycling bin. The inclusion of soft plastics in kerbside recycling, whether in a designated bag or loose in the bin, **is not supported** by WALGA and other individual state and territory Local Government Associations.

Kerbside collection of soft plastics is not supported in WA for the following reasons:

- Soft plastic is a significant contaminant in the paper stream and is likely to become a greater issue with the upcoming paper export bans.
- Bagged material is 6% of contamination by weight in kerbside recycling.
- Consistent messaging across WA is not to place anything in bags in the Recycling bin – mixed messaging will be very difficult to overcome.
- MRF resourcing and infrastructure is not adequate to accommodate additional separating and sorting of bags.
- Product stewardship should be in place for all packaging to ensure schemes have longevity before committing to collection options.

WALGA and MRF representatives recently met with Remade Durable, a company proposing to establish a soft plastic recycling facility in Perth. Remade Durable will use a mechanical recycling process to produce bollards, poles and sleepers for agricultural and viticultural purposes as well as supplying to government. The facility is anticipated to be in operation by late 2024, dependent on licensing and site requirements. Remade Durable has partnered with the Curby program, the kerbside soft plastics trial launched by AFGC, to collect material for processing.

Both WALGA and Veolia reiterated kerbside collection would not be supported and expressed support for a drop-off collection option, either through the Containers for Change network or retail points. The Curby program can also be used in a drop off or return to store situation, as the key intention is to place soft plastics in a bag at home to avoid litter. The bag is then labelled with a traceable QR code which is linked to the Curby app and allows users to track the progress of their bags.

Trialling soft plastics collection through Containers for Change Refund Points would allow access to an established network, as stated in WALGA's Submission on the expansion of the Container Deposit Scheme in April 2023:

*Leveraging the existing network of Refund Points to also accept soft plastics offers the opportunity to collect clean, source separated material to potentially be collected and transported as part of existing arrangements to ensure economies of scale. While work is ongoing to secure processing and end market solutions for source separated soft plastics, consideration should be given to establishing a collection methodology which builds on the community's desire to recycle soft plastics and ensures the material retains the highest possible value.*

The Officers Advisory Group discussion supported WALGA engaging with Containers for Change as a potential collection solution and also highlighted the importance of ensuring that there are viable

local markets for the product. Officers also identified some of the logistical considerations which would need to be addressed for Containers for Change to be effectively engaged.

#### **Discussion at the Municipal Waste Advisory Council**

Additional background information was sought as to why the inclusion of soft plastics in kerbside recycling, whether in a designated bag or loose in the bin, is not supported. The [National Packaging Targets](#) commit to 100% of packaging being reusable, recyclable or compostable by 2025. The Curby program was developed by the AFGC and is being piloted as a potential solution for soft plastics recycling. Curby has been pushed strongly by the AFGC since the collapse of REDcycle which provided the community with an in-store take back option for soft plastics at major supermarkets.

In Western Australia (WA), all Local Governments and major Materials Recovery Facility (MRF) operators agreed in 2018 to cease accepting soft plastics in kerbside recycling collections. The main reasons for this were because soft plastics behave like paper when they are processed through MRFs and can contaminate paper and cardboard streams, and recycling tied up in bags is classified as general waste which is not recovered due to potential health and safety risks to workers.

To reduce contamination and increase resource recovery, messaging in WA has remained consistent and encourages the community to keep materials loose in the Recycling bin rather than placing materials in bags. The method of the Curby program is at odds with practices in WA and would make communications about correct recycling very difficult and complex. The current advice is for soft plastics to be placed in general waste as there is no recycling option in WA.

Members fully supported the [work being progressed](#) by the major supermarkets to relaunch an in-store take back option, and recognised the need for Local Government to consider various options. There was also support for WALGA to engage with Containers for Change to discuss potential barriers and opportunities for a collection solution utilising their Refund Point network.

Concern was raised that too much emphasis was being placed on collections for soft plastics and it was suggested that greater advocacy was needed to ensure that any materials collected should be of a quality and standard that could be manufactured into higher value and more diverse products. This would be predicated by the implementation of an effective product stewardship scheme where recycling costs are fully funded by industry.

## **4.2 Waste Levy Policy Statement Review**

### **In Brief**

- The [Waste Levy Policy Statement](#) was first endorsed in 2008 and amended in 2018. The statement outlines the Local Government position on levies charged on the weight or volume of waste received at licensed premises and the application of those funds to waste management activities.
- Earlier this year, the WA Government published the findings of a Review of the Waste Avoidance and Resource Recovery (WARR) Levy. The consultation summary report and supporting consultant report can be accessed on the Department of Water and Environmental Regulation (DWER) [website](#).
- Key outcomes of the Levy Review included a five-year schedule of increases and a commitment to investigate extending the levy boundary to regional areas.

### **For Discussion**

- Key elements to include in an updated Waste Levy Policy Statement and Advocacy Position.

## **Background**

WALGA's [Waste Levy Policy Statement](#) was first endorsed in 2008, and amended in 2018 to reflect the implementation of the Waste Avoidance and Resource Recovery Strategy 2030 (State Waste Strategy).

The current Advocacy Position 7.4 *Waste Management Funding* is as follows:

*Local Government considers that:*

- 1. Waste Avoidance and Resource Recovery Levy funds should be hypothecated to strategic waste management activities in line with the State Waste Strategy and strongly opposes the application of the Levy to non-waste management related activities, such as funding State Government core activities; and*
- 2. The Levy should not be applied to licensed landfills outside the metropolitan area.*

The statement outlines the Local Government position on levies charged on the weight or volume of waste received at licensed premises, and the application of those funds to waste management activities.

The statement highlights conditional support for the Waste Levy, in that:

- The Levy must be hypothecated to strategic waste management initiatives.
- There is no support for the Levy to be applied to waste received at licensed premises whose primary purpose is resource recovery.
- There is no support for the Levy to be applied to licensed landfills outside the metropolitan area.

WALGA's 2020 [Submission](#) to the Levy Review reiterated key points of the Policy Statement, in particular the concerns of Local Government regarding a potential expansion of the levy to non-metropolitan areas.

Following the Levy Review, DWER has advised it is preparing a consultation regulatory impact statement (CRIS) on options to expand the area where the WARR Levy applies. This is expected to be released for comment in late 2023. The CRIS will examine the benefits, costs and financial impacts of expanding the area.

At the Officer Advisory Group, discussion identified the importance of undertaking a review of how the Levy was spent in other states and territories. Officers also identified that ideally the State Waste Infrastructure Plan would assist in directing expenditure from the Levy. Having good data on waste destinations and effective regulation were identified as necessary conditions for the Levy to be effective.

## **Discussion at the Municipal Waste Advisory Council**

Additional background information was sought as to why Local Government does not support the application of the Levy outside the metropolitan area. The Levy was first introduced in WA in 1998, through the *Environmental Protection (Landfill) Levy Act 1998* (EP Levy Act) where money raised through the Levy was only used to fund programs relating to the management, reduction, reuse, recycling, monitoring or measurement of waste and administering the fund. Under the EP Levy Act, the Levy was not to be used to fund day-to-day ongoing operations of the Department. Local Government support of the Levy was conditional on the understanding that funds generated would only be used within the bounds of these specified restrictions. Currently, 75% of funds collected through the Levy go to consolidated revenue with the remaining 25% hypothecated to the Waste

Avoidance and Resource Recovery (WARR) Account. A significant proportion of funds allocated to the WARR Account goes into funding ongoing operations of the Department.

As there has been a paucity of funding going back to waste management activities across the state, applying the Levy outside of the metropolitan area would increase costs to regional and remote Local Governments and their communities with no significant benefits. Some of the main considerations for regional and remote Local Governments include low population densities where economies of scale are not applicable, as well as greater distances to transport and access markets for recovered materials, leading to costs of service provision being generally higher compared to services provided in metropolitan areas.

For example, regional and remote Local Governments typically have limited ratepayer bases. Those that have implemented better practice waste management services such as Food Organics and Garden Organics (FOGO) collections would likely be unable to continue providing this service if the Levy were to be extended beyond metropolitan areas.

There was strong support for WALGA's continued advocacy for 100% of hypothecated revenue to go back to the source of that revenue to fund programs and infrastructure that can progress and improve waste management outcomes.

### 4.3 Priority Actions for 2024

#### In Brief

- WALGA will soon commence work to develop Policy Priorities for 2024, this is an opportunity to review the current waste related priorities and refine the direction for the coming year.
- The priorities for 2023 included a focus on the WARR Strategy, WARR Levy and regulatory settings and product stewardship.

#### For Discussion

- Any changes or additional priorities?

#### Background

WALGA developed a [Policy Priorities](#) document in 2023, with input from MWAC on waste issues.

The key priorities identified relating to waste included:

- Review of the WARR Strategy, certainty on the trajectory for the WARR Levy and the provision of appropriate regulatory settings and guidelines that assist Local Governments to meet WARR Strategy targets.
- Development of a WALGA Circular Economy Policy Position.
- Implementation of comprehensive and effective product stewardship for products such as electronic waste, packaging, mattresses and tyres.
- Expansion of the Container Deposit Scheme, to include wine and spirit bottles as a minimum.

In relation to achieving the priorities, action has included:

- Submission on the directions paper for the WARR Strategy, with a new draft Strategy anticipated in early 2024.
- A 5-year trajectory for the Levy has been released.
- Work continues on regulatory settings, such as the recovered materials framework and State Waste Infrastructure Plan.

- WALGA has provided input/Submissions/undertaken advocacy on the key material types, e-waste, packaging, mattresses and tyres. With e-waste and packaging progressing most.
- WALGA was part of the working group on the Container Deposit Scheme expansion and provided input to the Department on this matter.

The Export Ban and the impact on paper and cardboard recycling was identified by the Officers Advisory Group as a priority area for action.

#### **Discussion at the Municipal Waste Advisory Council**

Due to limited time, this item was deferred and will be discussed at a future meeting.

## **5 Information Items**

### **5.1 National Tyre Recovery Data**

- Tyre Stewardship Australia (TSA) has released its tyre recovery data for 2022-23, showing a downturn in overall recovery rates to 80%, from 90% in 2019-20.
- The remaining 20% equates to approximately 11.3 million used car tyres across Australia, with illegal dumping reports consistently increasing.
- TSA is advocating for a regulated, mandatory product stewardship scheme for all tyre types, including off the road (OTR) tyres which are currently buried on site or stockpiled.

### **5.2 Policy Statement Review Update**

- Policy Statement Reviews in progress:
  - Household Hazardous Waste –considered at the December State Council meeting.
  - Waste Management Education - considered at the December State Council meeting.
  - Standards for Recycled Organics Applied to Land – discuss revisions at December OAG/MWAC meetings.
- Initial Review December OAG/MWAC:
  - Waste Levy Policy Statement (consider revisions December OAG/MWAC meetings).
- Policy Statement Reviews complete:
  - Waste Management Data and Information Management – recommendation to rescind endorsed at September State Council meeting.
- The following Policy Statements will be reviewed in 2024, Container Deposit Systems, Extended Producer Responsibility and Waste Management Legislation.
- Policy Statement to be developed – Circular Economy.

### **5.3 Plan for Plastics – Compostable Produce Bags**

- Following submissions from WALGA and the retail sector, the Minister for Environment will amend the regulations implementing Western Australia’s Plan for Plastics to allow for produce bags that are certified as compostable and can be used as caddy liners for food organics garden organics (FOGO) systems.
- The Department of Water and Environmental Regulation will consult with impacted industries on these issues to determine whether the ban on non-compostable produce bags should be extended to include barrier bags for meat and dairy products, and the need for a design standard.



- To ensure industry has sufficient time to prepare for this change, and to align with a similar change coming into effect in South Australia, the implementation date will be moved from 1 March 2024 to 1 September 2024.

## 6 Reports

### 6.1 MWAC Groups

- 1. Metropolitan Regional Council Working Group**  
Delegates/Nominees: Mr Tim Youé, Working Group Chair, Mr Stefan Frodsham, Deputy Chair  
This Group has not met since the previous MWAC meeting.
- 2. Consistent Communications Collective**  
Delegates/Nominees: n/a  
This Group met on Wednesday, 1 November.
- 3. Industry Training Reference Group**  
Delegates/Nominees: n/a  
This Group has not met since the previous MWAC Meeting.
- 4. Household Hazardous Waste Advisory Group/Operators Meeting**  
This Group met on Monday, 20 November to discuss battery recycling.

### 6.2 External Committees & Working Groups

- 1. DWER Waste Reform Advisory Group**  
Representative: MWAC Chair, MWAC Executive Officer and CEO of RRG  
This Group has not met since the previous MWAC meeting.
- 2. DWER Regulatory Reference Group**  
Representative: WALGA Executive Manager, Policy  
This Group has not met since the previous MWAC meeting.
- 3. DWER FOGO Reference Group**  
Representative: Senior Policy Advisor, RRG, EMRC, WMRC  
This Group has met on Tuesday, 21 November.
- 4. DWER Single-use Plastic Working Group**  
Representative: MWAC Executive Officer  
This Group has not met since the previous MWAC meeting.
- 5. Australian Packaging Covenant Local Government Working Group**  
Representative: Waste Management Support Officer  
This Group met on Wednesday, 6 December to discuss various packaging reforms and an appeal regarding the ARL classification.
- 6. Hazard Coordinating Committee**  
Representative: MWAC Executive Officer  
This Group has not met since the previous MWAC meeting.

- 7. Across Agency Asbestos Group**  
Representative: MWAC Executive Officer  
This Group has not met since the previous MWAC meeting.
- 8. Waste Authority Construction & Demolition (C&D) Working Group**  
Representative: Senior Policy Advisor  
This Group met on Wednesday, 6 December.
- 9. Waste Management and Resource Recovery Association of Australia**  
Representative: Senior Policy Advisor  
This Group meets on a monthly basis.
- 10. Charitable Recycling Australia**  
Representative: Senior Policy Advisor  
The Group met on Monday, 6 November.
- 11. Keep Australia Beautiful Council**  
Representative: MWAC Executive Officer  
KABC is scheduled to meet on Thursday, 7 December.
- 12. Australian Local Government Association (ALGA) Representation**  
Representative: MWAC Executive Officer  
WALGA is representing ALGA on the Government Officers Group for the Australian Packaging Covenant. This Group is meeting on a monthly basis to provide input and direction into the development of the new regulatory framework for packaging.  
  
WALGA also represents ALGA on the E-stewardship Reform Working Group.
- 13. E-waste to Landfill Ban - Technical Advisory Group**  
Representative: MWAC Executive Officer  
This Group has not met since the previous MWAC meeting.
- 14. Container Deposit Scheme (CDS) Stakeholder Advisory Group**  
Representative: MWAC Executive Officer  
This Group has not met since the previous MWAC meeting.

## 7 Other General Business

The meeting closed at 4.35pm.

## 8 Next Meeting

The next meeting of the Municipal Waste Advisory Council will be held **online** on Wednesday, **21 February 2024**. A short survey of MWAC Members will be undertaken to determine whether the start time should be 3:00pm or 4:00pm.

**17 MEMBERS' MOTIONS OF WHICH PREVIOUS NOTICE HAS BEEN GIVEN**

**17.1 NOTICE OF MOTION RECEIVED FROM CR AARON BOWMAN (D2024/03951)**

In accordance with Clause 4.18 of the *EMRC Meeting Procedures Local Law 2023*, the Deputy Chairperson, Cr Aaron Bowman has given notice of his intention to propose the following motion at the Ordinary Meeting of Council to be held on 22 February 2024:

**MOTION**

That Council:

1. Reviews its membership of the Audit Committee to include an external member in addition to the existing councillors from Participant member Councils.
2. Instructs the Chief Executive Officer to table at a future meeting of Council.
  - a. A revised Council Policy 2.1 as well as the Audit Committee Terms of Reference to reflect the proposed change of membership; and
  - b. A proposal for Council's consideration the remuneration to be paid to the external member of the Audit Committee.

**Rationale provided by Cr Bowman**

The appointment of an external member that has relevant qualifications is good governance that provides an additional level of independence and accountability.

**MOTION**

That Council:

1. Reviews its membership of the Audit Committee to include an external member in addition to the existing councillors from Participant member Councils.
2. Instructs the Chief Executive Officer to table at a future meeting of Council.
  - a. A revised Council Policy 2.1 as well as the Audit Committee Terms of Reference to reflect the proposed change of membership; and
  - b. A proposal for Council's consideration the remuneration to be paid to the external member of the Audit Committee.

Cr Bowman moved the motion and Cr Jeans seconded.

The Chairperson invited questions to the motion.

Cr Bowman spoke for the motion reaffirming the rationale.

Cr Jeans spoke for the motion and advised that the Shire of Mundaring has had an independent external member of the Audit Committee for six years and an independent Chairperson for the past two years. This improves transparency in the whole process of Local Government.

Cr Poliwka suggested putting some controls around the role of the external member.

The CFO advised that the intention of the motion is to allow the CEO to provide a report back to Council in regards to the membership requirements of the external member of the Audit Committee.

No Councillor spoke against the motion.

Cr Ellery suggested an amendment to include up to two external members as this would allow for differences of opinion and expertise.

The CFO advised Council that the review of the membership will be undertaken and that selecting the number of external numbers now may presume the outcome of the review and pre-empt the number of members. The CFO suggested rewording recommendation 1 as “external member(s)”, such that:

1. REVIEWS ITS MEMBERSHIP OF THE AUDIT COMMITTEE TO INCLUDE EXTERNAL MEMBER(S) IN ADDITION TO THE EXISTING COUNCILLORS FROM PARTICIPANT MEMBER COUNCILS.

Cr Bowman accepted the changes to his motion.

Following discussion, the Chairperson put the motion to the vote.

#### **COUNCIL RESOLUTION(S)**

MOVED CR BOWMAN                      SECONDED CR JEANS

THAT COUNCIL:

1. REVIEWS ITS MEMBERSHIP OF THE AUDIT COMMITTEE TO INCLUDE EXTERNAL MEMBER(S) IN ADDITION TO THE EXISTING COUNCILLORS FROM PARTICIPANT MEMBER COUNCILS.
2. INSTRUCTS THE CHIEF EXECUTIVE OFFICER TO TABLE AT A FUTURE MEETING OF COUNCIL.
  - A. A REVISED COUNCIL POLICY 2.1 AS WELL AS THE AUDIT COMMITTEE TERMS OF REFERENCE TO REFLECT THE PROPOSED CHANGE OF MEMBERSHIP; AND
  - B. A PROPOSAL FOR COUNCIL’S CONSIDERATION THE REMUNERATION TO BE PAID TO THE EXTERNAL MEMBER OF THE AUDIT COMMITTEE.

**MOTION CARRIED 7/1**

**For: Crs Piffaretti, Bowman, Ames, Poliwka, Ellery, Jeans, Catalano  
Against: Cr Sutherland**

**18 NEW BUSINESS OF AN URGENT NATURE**

Nil

**19 CONFIDENTIAL MATTERS FOR WHICH THE MEETING MAY BE CLOSED TO THE PUBLIC**

**RECOMMENDATION (Closing Meeting to the Public)**

That with the exception of ....., the meeting be closed to members of the public in accordance with Section 5.23(2) of the *Local Government Act 1995* for the purpose of dealing with matters of a confidential nature.

**COUNCIL RESOLUTION**

MOVED CR JEANS

SECONDED CR BOWMAN

THAT WITH THE EXCEPTION OF THE CHIEF EXECUTIVE OFFICER, CHIEF FINANCIAL OFFICER, CHIEF OPERATING OFFICER, CHIEF SUSTAINABILITY OFFICER, MANAGER FINANCIAL SERVICES, MANAGER PROCUREMENT AND GOVERNANCE, MANAGER HUMAN RESOURCES, EXECUTIVE ASSISTANT TO THE CHIEF EXECUTIVE OFFICER, INFORMATION SERVICES SUPPORT OFFICER AND PERSONAL ASSISTANT TO THE CHIEF FINANCIAL OFFICER THE MEETING BE CLOSED TO MEMBERS OF THE PUBLIC IN ACCORDANCE WITH SECTION 5.23(2) OF THE *LOCAL GOVERNMENT ACT 1995* FOR THE PURPOSE OF DEALING WITH MATTERS OF A CONFIDENTIAL NATURE.

**CARRIED UNANIMOUSLY**

The doors of the meeting were closed at 6:43pm

The Chief Executive Officer, Chief Financial Officer, Chief Operating Officer, Chief Sustainability Officer, Manager Financial Services, Manager Procurement and Governance, Manager Human Resources, Executive Assistant to the Chief Executive Officer, Information Services Support Officer and Personal Assistant to the Chief Financial Officer remained in Council Chambers.

**19.1 OPTION TO LEASE AGREEMENT WITH WOODSIDE ENERGY (D2024/03713)**

This item is recommended to be confidential because it contains matters of a commercial-in-confidence nature.

See Confidential Item circulated with the Agenda under Separate Cover.

**19.2 REQUEST FOR TENDER RFT 2023-013 CONSTRUCTION OF CLASS III STAGE 17 LANDFILL CELL AT RED HILL WASTE MANAGEMENT FACILITY (RHWMF) (D2024/03927)**

This item is recommended to be confidential because it contains matters of a commercial-in-confidence nature.

See Confidential Item circulated with the Agenda under Separate Cover.

19.3 EXEMPTION FROM TENDER REGULATIONS FOR A CONTRACTOR (D2024/03731)

This item is recommended to be confidential because it contains matters of a commercial-in-confidence nature.

See Confidential Item circulated with the Agenda under Separate Cover.

Following Council resolution on Item 19.3, the Chief Financial Officer, Chief Operating Officer, Chief Sustainability Officer, Manager Procurement and Governance, Information Support Officer and Executive Assistant to Chief Executive Officer left the meeting at 7.16pm. The Chief Executive Officer, Manager Human Resources and Personal Assistant to the Chief Financial Officer remained in the Chambers.

19.4 SELECTION OF A FACILITATOR FOR THE CHIEF EXECUTIVE OFFICERS PERFORMANCE REVIEW PROCESS (D2023/01271)

This item is recommended to be confidential because it contains matters affecting an employee and is to be treated as confidential in accordance with EMRC Policy 4.1 – Chief Executive Officer's Appointment, Performance Review and Termination Policy.

See Confidential Item circulated with the Agenda under Separate Cover.

19.5 CHIEF EXECUTIVE OFFICER PERFORMANCE REVIEW PROCESS FOR 2024 (D2024/02074)

This item is recommended to be confidential because it contains matters affecting an employee and is to be treated as confidential in accordance with EMRC Policy 4.1 – Chief Executive Officer's Appointment, Performance Review and Termination Policy.

See Confidential Item circulated with the Agenda under Separate Cover.

**RECOMMENDATION [Meeting re-opened to the Public]**

That the meeting be re-opened, the members of the public be invited to return to the meeting and the recommendations passed behind closed doors be recorded.

**COUNCIL RESOLUTION(S)**

MOVED CR BOWMAN

SECONDED CR AMES

THAT THE MEETING BE RE-OPENED, THE MEMBERS OF THE PUBLIC BE INVITED TO RETURN TO THE MEETING AND THE RECOMMENDATIONS PASSED BEHIND CLOSED DOORS BE RECORDED.

**CARRIED UNANIMOUSLY**

The doors of the meeting were re-opened at 7:32pm and the Chief Financial Officer, Chief Sustainability Officer, Manager Procurement and Governance, Information Services Support Officer and Executive Assistant to the Chief Executive Officer returned to the meeting.

Recording of the resolutions passed behind closed doors, namely:

19.1 OPTION TO LEASE AGREEMENT WITH WOODSIDE ENERGY (D2024/03713)

**COUNCIL RESOLUTION(S)**

MOVED CR JEANS

SECONDED CR BOWMAN

THAT:

1. COUNCIL NOTES THE UPDATE CONTAINED IN THE CONFIDENTIAL REPORT.
2. THE REPORT AND ATTACHMENTS REMAIN CONFIDENTIAL AND BE CERTIFIED BY THE CHAIRPERSON AND CEO.

**CARRIED UNANIMOUSLY**

19.2 REQUEST FOR TENDER RFT 2023-013 CONSTRUCTION OF CLASS III STAGE 17 LANDFILL CELL AT RED HILL WASTE MANAGEMENT FACILITY (RHWMF) (D2024/03927)

**COUNCIL RESOLUTION(S)**

MOVED CR JEANS

SECONDED CR SUTHERLAND

THAT:

1. COUNCIL AWARDS TENDER RFT 2023-013 – STAGE 17 LANDFILL CELL CONSTRUCTION TO RAUBEX CONSTRUCTION PTY LTD FOR AS DETAILED IN THIS REPORT BASED ON A BILL OF QUANTITIES SCHEDULE OF RATES FORMING ATTACHMENT 1 TO THIS REPORT.
2. THE CEO BE AUTHORISED ON BEHALF OF THE EMRC TO ENTER INTO A CONTRACT WITH RAUBEX CONSTRUCTION PTY LTD IN ACCORDANCE WITH THEIR SUBMITTED TENDER, SUBJECT TO ANY MINOR VARIATIONS THAT MAY BE AGREED ON BETWEEN THE CEO AND RAUBEX CONSTRUCTION PTY LTD.
3. COUNCIL, BY ABSOLUTE MAJORITY, APPROVES ADDITIONAL BUDGET FUNDING FOR THE CONSTRUCTION OF STAGE 17 LANDFILL CELL WHICH WILL BE FUNDED BY THE BUDGET FROM CLASS IV CELL CONSTRUCTION AS WELL AS THE SURPLUS FUNDS FROM ABOVE BUDGET TONNAGES AVAILABLE IN THE MUNICIPAL FUNDS FROM THE CLASS IV AND SURPLUS FUNDS FROM THE ADDITIONAL TONNAGES IN THE MUNICIPAL FUND RESERVES FOR THE COST OF CONSTRUCTING THE STAGE 17 LANDFILL CELL CONSTRUCTION AS APPROVED AND ADOPTED TO 2024/2025 ANNUAL BUDGET SET ASIDE FOR THAT SPECIFIC PURPOSE.

**MOTION CARRIED 7/1**

**For: Crs Piffaretti, Bowman, Ames, Ellery, Jeans, Poliwka, Sutherland**

**Against: Cr Catalano**

19.3 EXEMPTION FROM TENDER REGULATIONS FOR A CONTRACTOR (D2024/03731)

**COUNCIL RESOLUTION(S)**

MOVED CR SUTHERLAND                      SECONDED CR JEANS

THAT:

1. COUNCIL ACKNOWLEDGES THAT DUE TO THE EXISTING INVOLVEMENT, KNOWLEDGE AND EXPERIENCE OF I20 SERVICES, (FORMERLY KNOWN AS PRAMUKH ELECTRICALS PTY LTD), IT HAS GOOD REASON TO BELIEVE THERE IS UNLIKELY TO BE ANY OTHER SUPPLIER WHO CAN PROVIDE SIMILAR VALUE FOR MONEY TO COMPLETE THE VERIFICATION AND COMPLIANCE PHASE OF ELECTRICAL INSTALLATION AND ASSOCIATED WORKS FOR THE HAZELMERE WOOD WASTE TO ENERGY PROJECT.
2. COUNCIL NOTES THE FINANCIAL IMPLICATIONS ON THE VERIFICATION AND COMPLIANCE PHASE OF ELECTRICAL INSTALLATION AND ASSOCIATED WORKS AS DETAILED IN PARAGRAPH 16 OF THE REPORT.
3. IN ACCORDANCE WITH R.11(2)(F) OF THE *LOCAL GOVERNMENT (FUNCTIONS AND GENERAL) REGULATIONS 1996* TENDERS NOT BE PUBLICLY INVITED ON THIS OCCASION.
4. THE REPORT AND ATTACHMENTS REMAIN CONFIDENTIAL AND BE CERTIFIED BY THE CHAIRPERSON AND THE CEO.

**MOTION CARRIED 5/3**  
**For: Crs Piffaretti, Ames, Ellery, Jeans, Sutherland**  
**Against: Crs Bowman, Catalano, Poliwka**

19.4 SELECTION OF A FACILITATOR FOR THE CHIEF EXECUTIVE OFFICERS PERFORMANCE REVIEW PROCESS (D2023/01271)

**COUNCIL RESOLUTION(S)**

MOVED CR ELLERY                              SECONDED CR AMES

THAT:

1. COUNCIL AWARDS THE CONSULTANCY FOR FACILITATING THE CHIEF EXECUTIVE OFFICER'S PERFORMANCE REVIEW 2024 TO DR JUDE BALM OF INFINITY TRAINING.
2. THE REPORT REMAINS CONFIDENTIAL AND BE CERTIFIED BY THE CHAIRPERSON AND CHIEF EXECUTIVE OFFICER.

**CARRIED UNANIMOUSLY**



19.5 CHIEF EXECUTIVE OFFICER PERFORMANCE REVIEW PROCESS FOR 2024  
(D2024/02074)

**COUNCIL RESOLUTION(S)**

MOVED CR JEANS

SECONDED CR SUTHERLAND

THAT:

1. COUNCIL ENDORSES THE TIMETABLE FOR UNDERTAKING THE CHIEF EXECUTIVE OFFICER'S PERFORMANCE REVIEW PROCESS FOR 2024 AS OUTLINED WITHIN THIS REPORT.
2. THE REPORT REMAINS CONFIDENTIAL AND BE CERTIFIED BY THE CHAIRPERSON AND CHIEF EXECUTIVE OFFICER.

**MOTION CARRIED 7/1**

**For: Crs Piffaretti, Ames, Ellery, Catalano, Jeans, Poliwka, Sutherland**

**Against: Cr Bowman**

**20 FUTURE MEETINGS OF COUNCIL**

The next meeting of Council will be held on Thursday 28 March 2024 at the EMRC Administration Office, 1st Floor, 226 Great Eastern Highway, Ascot WA 6104 commencing at 6.00pm.

**Future Meetings 2024**

Thursday	28 March		at	EMRC Administration Office
Thursday	23 May	(if required)	at	EMRC Administration Office
Thursday	27 June		at	EMRC Administration Office
Thursday	25 July	(if required)	at	EMRC Administration Office
Thursday	22 August	(if required)	at	EMRC Administration Office
Thursday	26 September	(if required)	at	EMRC Administration Office
Thursday	24 October	(if required)	at	EMRC Administration Office
Thursday	28 November	(if required)	at	EMRC Administration Office

**21 DECLARATION OF CLOSURE OF MEETING**

The Chairperson declared the meeting closed at 7.33pm.