

# AGENDA

D2024/30425

## Ordinary Meeting of Council

28 November 2024

### Notice of Meeting

Dear Councillors

I wish to advise that the next Ordinary Meeting of Council will be held on Thursday, 28 November 2024 at the EMRC Administration Centre, 1st Floor, 226 Great Eastern Highway, Ascot WA 6104 commencing at 6:00pm.



Hua Jer Liew | Acting Chief Executive Officer

22 November 2024

### Please Note

If any Councillor has a query regarding a report item or requires additional information in relation to a report item, please contact the Chief Executive Officer or responsible officer (SOURCE OF REPORT) prior to the meeting.

The meeting will be audio recorded and available through the EMRC's website at [www.emrc.org.au](http://www.emrc.org.au).

Public question time will continue as usual and questions may be submitted electronically prior to the meeting, no later than 4.00pm on the day of the meeting to [CouncilEnquiry@emrc.org.au](mailto:CouncilEnquiry@emrc.org.au).



## EMRC Council Members

Cr Filomena Piffaretti	Chairperson	City of Bayswater
Cr Aaron Bowman	Deputy Chairperson	City of Swan
Cr Tallan Ames	EMRC Member	Town of Bassendean
Cr Paul Poliwka	EMRC Member	Town of Bassendean
Cr Michelle Sutherland	EMRC Member	City of Bayswater
Cr Luke Ellery	EMRC Member	Shire of Mundaring
Cr Doug Jeans	EMRC Member	Shire of Mundaring
Cr Jennifer Catalano	EMRC Member	City of Swan

## EMRC Council Deputies

Cr Kathryn Hamilton	EMRC Deputy Member	Town of Bassendean
Cr Giorgia Johnson	EMRC Deputy Member	City of Bayswater
Cr John Daw	EMRC Deputy Member	Shire of Mundaring
Cr Ian Johnson	EMRC Deputy Member	City of Swan

## Ordinary Meeting of Council

### 28 November 2024

### Table of Contents

<b>1</b>	<b>DECLARATION OF OPENING AND ANNOUNCEMENT OF VISITORS</b>	<b>1</b>
1.1	ACKNOWLEDGEMENT OF COUNTRY	1
<b>2</b>	<b>ATTENDANCE, APOLOGIES AND LEAVE OF ABSENCE (PREVIOUSLY APPROVED)</b>	<b>1</b>
<b>3</b>	<b>DISCLOSURE OF INTEREST</b>	<b>1</b>
<b>4</b>	<b>ANNOUNCEMENTS BY THE CHAIRPERSON OR PRESIDING MEMBER</b>	<b>1</b>
<b>5</b>	<b>RESPONSE TO PREVIOUS QUESTIONS TAKEN ON NOTICE</b>	<b>1</b>
<b>6</b>	<b>PUBLIC QUESTION TIME</b>	<b>1</b>
<b>7</b>	<b>APPLICATIONS FOR LEAVE OF ABSENCE</b>	<b>1</b>
<b>8</b>	<b>PETITIONS, DEPUTATIONS AND PRESENTATIONS</b>	<b>1</b>
<b>9</b>	<b>CONFIRMATION OF MINUTES OF PREVIOUS MEETINGS</b>	<b>2</b>
9.1	MINUTES OF THE ORDINARY MEETING OF COUNCIL HELD ON 24 OCTOBER 2024	2
9.2	MINUTES OF THE SPECIAL MEETING OF COUNCIL HELD ON 14 NOVEMBER 2024	2
<b>10</b>	<b>QUESTIONS BY MEMBERS OF WHICH DUE NOTICE HAS BEEN GIVEN</b>	<b>2</b>
<b>11</b>	<b>QUESTIONS WITHOUT NOTICE</b>	<b>2</b>
<b>12</b>	<b>ANNOUNCEMENT OF CONFIDENTIAL MATTERS FOR WHICH MEETINGS MAY BE CLOSED TO THE PUBLIC</b>	<b>2</b>
<b>13</b>	<b>BUSINESS NOT DEALT WITH FROM A PREVIOUS MEETING</b>	<b>3</b>
<b>14</b>	<b>EMPLOYEE REPORTS</b>	<b>3</b>
14.1	LIST OF ACCOUNTS PAID DURING THE MONTH OF OCTOBER 2024 (D2024/29991)	4
14.2	FINANCIAL REPORT FOR PERIOD ENDED 31 OCTOBER 2024 (D2024/30041)	23
14.3	EMRC MEETING DATES 2025 – ELECTION YEAR (D2024/30410)	43
14.4	ESTABLISHMENT OF A RESERVE FOR EQUITY PAYMENT (D2024/30416)	50
14.5	REQUEST FOR QUOTATION – RFQ 2024-039 – THE PROVISION OF GREEN WASTE SHREDDING AND TRANSPORT SERVICES AT RED HILL WASTE MANAGEMENT FACILITY (D2024/30417)	54
14.6	TENDER RFT 2024-007 CONSTRUCTION OF CLASS III STAGE 18 LANDFILL CELL, LEACHATE POND AND FOGO HARDSTAND EXTENSION AT RED HILL WASTE MANAGEMENT FACILITY (RHWMF) (D2024/30491)	59
14.7	ITEMS CONTAINED IN THE INFORMATION BULLETIN (D2024/30497)	71

<b>15</b>	<b>REPORTS OF COMMITTEES</b>	<b>71</b>
	15.1 LEGAL COMMITTEE MEETING HELD 17 OCTOBER 2024 (D2024/30631)	71
<b>16</b>	<b>REPORTS OF DELEGATES</b>	<b>71</b>
	16.1 MUNICIPAL WASTE ADVISORY COUNCIL (MWAC) MINUTES HELD 23 OCTOBER 2024 (D2024/28747)	72
<b>17</b>	<b>MEMBERS' MOTIONS OF WHICH PREVIOUS NOTICE HAS BEEN GIVEN</b>	<b>98</b>
<b>18</b>	<b>NEW BUSINESS OF AN URGENT NATURE</b>	<b>98</b>
<b>19</b>	<b>CONFIDENTIAL MATTERS FOR WHICH THE MEETING MAY BE CLOSED TO THE PUBLIC</b>	<b>98</b>
	19.1 RFT 2024-009 NEW LAND FILL GAS POWER STATION AT RED HILL WASTE MANAGEMENT FACILITY (D2024/30479)	98
	19.2 EAST ROCKINGHAM WASTE TO ENERGY (ERWtE) PROJECT UPDATE (D2024/30480)	98
	19.3 ITEM 15.1 OF THE LEGAL COMMITTEE – 17 OCTOBER 2024 - LEGAL MATTER UPDATE (D2024/29569)	98
<b>20</b>	<b>FUTURE MEETINGS OF COUNCIL</b>	<b>100</b>
<b>21</b>	<b>DECLARATION OF CLOSURE OF MEETING</b>	<b>100</b>

## **1 DECLARATION OF OPENING AND ANNOUNCEMENT OF VISITORS**

### **1.1 ACKNOWLEDGEMENT OF COUNTRY**

We wish to acknowledge the traditional custodians of the land, the Whadjuk people of the Noongar Nation and to pay our respects to elders past, present and emerging.

## **2 ATTENDANCE, APOLOGIES AND LEAVE OF ABSENCE (PREVIOUSLY APPROVED)**

## **3 DISCLOSURE OF INTEREST**

## **4 ANNOUNCEMENTS BY THE CHAIRPERSON OR PRESIDING MEMBER**

## **5 RESPONSE TO PREVIOUS QUESTIONS TAKEN ON NOTICE**

## **6 PUBLIC QUESTION TIME**

## **7 APPLICATIONS FOR LEAVE OF ABSENCE**

## **8 PETITIONS, DEPUTATIONS AND PRESENTATIONS**

## **9 CONFIRMATION OF MINUTES OF PREVIOUS MEETINGS**

### **9.1 MINUTES OF THE ORDINARY MEETING OF COUNCIL HELD ON 24 OCTOBER 2024**

That the minutes of the Ordinary Meeting of Council held on 24 October 2024 which have been distributed, be confirmed.

#### **COUNCIL RESOLUTION**

MOVED

SECONDED

### **9.2 MINUTES OF THE SPECIAL MEETING OF COUNCIL HELD ON 14 NOVEMBER 2024**

That the minutes of the Special Meeting of Council held on 14 November 2024 which have been distributed, be confirmed.

#### **COUNCIL RESOLUTION**

MOVED

SECONDED

## **10 QUESTIONS BY MEMBERS OF WHICH DUE NOTICE HAS BEEN GIVEN**

## **11 QUESTIONS WITHOUT NOTICE**

## **12 ANNOUNCEMENT OF CONFIDENTIAL MATTERS FOR WHICH MEETINGS MAY BE CLOSED TO THE PUBLIC**

NOTE: Section 5.23(2) of the *Local Government Act 1995*, details a number of matters upon which Council may discuss and make decisions without members of the public being present. These matters include: matters affecting employees; personal affairs of any person; contractual matters; legal advice; commercial-in-confidence matters; security matters; among others.

The following confidential reports are covered in Section 19 of this agenda.

- RFT 2024-009 NEW LANDFILL GAS POWER STATION AT RED HILL WASTE MANAGEMENT FACILITY
- EAST ROCKINGHAM WASTE TO ENERGY (ERWtE) PROJECT UPDATE
- ITEM 15.1 OF THE LEGAL COMMITTEE – 17 OCTOBER 2024 - LEGAL MATTER UPDATE

**13 BUSINESS NOT DEALT WITH FROM A PREVIOUS MEETING**

Nil

**14 EMPLOYEE REPORTS**

- 14.1 LIST OF ACCOUNTS PAID DURING THE MONTH OF OCTOBER 2024 (D2024/29991)
- 14.2 FINANCIAL REPORT FOR PERIOD ENDED 31 OCTOBER 2024 (D2024/30041)
- 14.3 EMRC MEETING DATES 2025 – ELECTION YEAR (D2024/30410)
- 14.4 ESTABLISHMENT OF A RESERVE FOR EQUITY PAYMENT (D2024/30416)
- 14.5 REQUEST FOR QUOTATION – RFQ 2024-039 – THE PROVISION OF GREEN WASTE SHREDDING AND TRANSPORT SERVICES AT RED HILL WASTE MANAGEMENT FACILITY (D2024/30417)
- 14.6 TENDER RFT 2024-007 CONSTRUCTION OF CLASS III STAGE 18 LANDFILL CELL, LEACHATE POND AND FOGO HARDSTAND EXTENSION AT RED HILL WASTE MANAGEMENT FACILITY (RHWMF) (D2024/30491)
- 14.7 ITEMS CONTAINED IN THE INFORMATION BULLETIN (D2024/30497)

The Chairperson invites members to withdraw any report items to be dealt with separately.

**RECOMMENDATION(S)**

That with the exception of items ....., which are to be withdrawn and dealt with separately, Council adopts the recommendations in the Employee Reports (Section 14).

**COUNCIL RESOLUTION(S)**

MOVED

SECONDED

## **14.1 LIST OF ACCOUNTS PAID DURING THE MONTH OF OCTOBER 2024**

### **D2024/29991**

#### **PURPOSE OF REPORT**

The purpose of this report is to present to Council a list of accounts paid under the Chief Executive Officer's delegated authority during the month of October 2024 for noting.

#### **KEY POINT(S)**

- As per the requirements of regulation 13(1) of the *Local Government (Financial Management) Regulations 1996*, the list of accounts paid during the month of October 2024 is provided for noting.

#### **RECOMMENDATION(S)**

That Council notes:

1. The CEO's list of accounts for October 2024 paid under delegated power in accordance with regulation 13(1) of the *Local Government (Financial Management) Regulations 1996*, forming attachment 1 to this report totalling \$21,336,466.99.
2. The list of payments by employees via purchasing cards including credit cards, debit or other purchasing cards for October 2024 in accordance with regulation 13A(2) of the *Local Government (Financial Management) Regulations 1996*, forming attachment 2 to this report totalling \$18,668.52.

#### **SOURCE OF REPORT**

Chief Financial Officer

#### **BACKGROUND**

- 1 Council has delegated to the Chief Executive Officer (CEO) the exercise of its power to make payments from the Municipal Fund and Trust Fund. In accordance with regulation 13(1) of the *Local Government (Financial Management) Regulations 1996*, a list of accounts paid by the CEO is to be provided to Council, where such delegation is made.
- 2 From 1 September 2023, local governments are required to disclose information about each transaction made on a credit card, debit card or other purchasing cards in accordance with regulation 13A of the *Local Government (Financial Management) Regulations 1996*.



## REPORT

3. The table below summarises the payments drawn on the funds during the month of October 2024. A list detailing the payments made is appended as an attachment 1 to this report.

<b>Municipal Fund</b>	EFT Payments	EFT57324 – EFT58620	
	Cheque Payments	220854 - 220856	
	Payroll EFT	PAY 2025-8, PAY 2025-8.1, & PAY 2025-9	
	Direct Debits		
	➤ Superannuation	DD28129.1 – DD28129.26, DD28130.1 – DD28130.25, DD28131.1 & DD28132.1 – DD28132.25	
	➤ Bank Charges	1*OCT24	
	➤ Other	2711 - 2738	\$21,364,446.56
	Less Cancelled EFT's & Cheques	EFT58333, 58369, 58392, 58415, 58535 & 58548	(\$27,979.57)
<b>Trust Fund</b>	EFT Payments		Nil
<b>Total</b>			<b>\$21,336,466.99</b>

Summary of Expenditure for the Month of October 2024		
Payroll	\$	905,397.45
Term Deposit Investments	\$	5,500,000.00
Capital Expenditure	\$	2,247,472.88
Operating Expenditure		
➤ Landfill Levy *	\$	5,231,194.47
➤ Other	\$	7,452,402.19
<b>Total</b>	<b>\$</b>	<b>21,336,466.99</b>

\* Note: The Landfill Levy is paid quarterly in July, October, January and April

4. Information about each transaction made on credit cards, debit cards and purchasing cards for the month of October 2024 are detailed in attachment 2 of this report.

Summary of Expenditure on Purchasing Cards and Credit Cards for the Month of October 2024		
Bunnings Cards	\$	335.98
Motorpass Cards	\$	2,192.23
Credit Cards	\$	16,140.31
<b>Total</b>	<b>\$</b>	<b>18,668.52</b>

### STRATEGIC/POLICY IMPLICATIONS

5. Reporting on EMRC Strategic Policy implications align with the revised Strategic Plan 2017- 2027 and the Sustainability Strategy.

### FINANCIAL IMPLICATIONS

6. As detailed within the report.

### SUSTAINABILITY IMPLICATIONS

7. Nil

### RISK MANAGEMENT

Risk – Adverse credit rating if creditor accounts are not paid when due		
Consequence	Likelihood	Rating
Possible	Insignificant	Low
Action/Strategy		
➤ Ensure timely payment of creditor accounts when they fall due.		

### MEMBER COUNCIL IMPLICATIONS

Member Council	Implication Details
Town of Bassendean	} Nil
City of Bayswater	
Shire of Mundaring	
City of Swan	



#### **ATTACHMENT(S)**

1. CEO's Delegated Payments List for the month of October 2024 (D2024/29995)
2. The List of Payments by Employees via purchasing cards including credit cards, debit or other purchasing cards for the month of October 2024 (D2024/30020)

#### **VOTING REQUIREMENT**

Simple Majority

#### **RECOMMENDATION(S)**

That Council notes:

1. The CEO's list of accounts for October 2024 paid under delegated power in accordance with regulation 13(1) of the *Local Government (Financial Management) Regulations 1996*, forming attachment 1 to this report totalling \$21,336,466.99.
2. The list of payments by employees via purchasing cards including credit cards, debit or other purchasing cards for October 2024 in accordance with regulation 13A(2) of the *Local Government (Financial Management) Regulations 1996*, forming attachment 2 to this report totalling \$18,668.52.

#### **COUNCIL RESOLUTION(S)**

MOVED CR

SECONDED CR



## Eastern Metropolitan Regional Council

CEO's DELEGATED PAYMENTS LIST  
FOR THE MONTH OF OCTOBER 2024

Cheque / EFT No	Date	Payee	Description	Amount
EFT58324	01/10/2024	CHILD SUPPORT	EMPLOYEE DEDUCTION	557.55
EFT58325	01/10/2024	DBD ENVIRONMENTAL P/L T/A ENNOVO (PREVIOUSLY AS BIOGAS SYSTEMS AUSTRALIA P/L)	PREVENTATIVE MAINTENANCE ON WELLS AT RED HILL	14,576.85
EFT58326	01/10/2024	PAYG PAYMENTS	PAYG TAXATION PAYMENT	109,652.00
EFT58327	01/10/2024	PERTH MATTRESS & FURNITURE RECYCLING COMPANY	MATTRESS COLLECTION SERVICE - HAZELMERE	51,045.34
EFT58328	01/10/2024	SYNERGY	ELECTRICITY CHARGES - HRRP	14,363.59
EFT58329	04/10/2024	AARON BOWMAN	QUARTERLY COUNCILLORS PAYMENT	4,214.38
EFT58330	04/10/2024	ADVANCED LIQUID WASTE - ANTHONY WALSH ATF 88 FAMILY TRUST T/A	LIQUID WASTE MANAGEMENT - RED HILL	1,258.13
EFT58331	04/10/2024	ADVANS EXHIBITION SERVICES	SIGNAGE ON EQUIPMENTS	1,725.76
EFT58332	04/10/2024	ALLIGHTSYKES PTY LTD	EQUIPMENT MAINTENANCE - GENERATORS	763.71
EFT58333	04/10/2024	ALLPEST - ROL-WA PTY LTD T/AS	PEST CONTROL	1,969.98
EFT58334	04/10/2024	AUSSIE NATURAL SPRING WATER	BOTTLED WATER	86.00
EFT58335	04/10/2024	BUCHER MUNICIPAL PTY LTD	HARDWARE SUPPLIES	339.26
EFT58336	04/10/2024	BULLIVANTS PTY LTD	QUARTERLY EQUIPMENT MAINTENANCE - HRRP	658.10
EFT58337	04/10/2024	BUNNINGS GROUP LTD	HARDWARE SUPPLIES	65.58
EFT58338	04/10/2024	CHIDLOW WATER CARRIERS	WATER SUPPLIES - RED HILL SITE	600.00
EFT58339	04/10/2024	CIVIL AUTO ELECTRICS PTY LTD	PLANT REPAIRS	4,076.05
EFT58340	04/10/2024	CJD EQUIPMENT PTY LTD	SERVICE AGREEMENT	1,089.41
EFT58341	04/10/2024	CPR ELECTRICAL SERVICES	ELECTRICAL MAINTENANCE -HAAS GRINDER	317.90
EFT58342	04/10/2024	CR PAUL POLIWKA	QUARTERLY COUNCILLORS PAYMENT	2,857.50
EFT58343	04/10/2024	CSE CROSSCOM PTY LTD	TWO-WAY RADIO INSTALLATION	929.48
EFT58344	04/10/2024	DOUG JEANS	QUARTERLY COUNCILLORS PAYMENT	2,857.50
EFT58345	04/10/2024	DRAKE AUSTRALIA PTY LTD	LABOUR HIRE	2,255.79
EFT58346	04/10/2024	EUROFINS ARL PTY LTD T/AS EUROFINS	SAMPLE TESTING - WOOD FINES	107.25
EFT58347	04/10/2024	FILOMENA PIFFARETTI	QUARTERLY COUNCILLORS PAYMENT	9,712.25
EFT58348	04/10/2024	FILTERS PLUS	PLANT FILTERS	323.40
EFT58349	04/10/2024	FLEXI STAFF GROUP PTY LTD	LABOUR HIRE	10,985.48
EFT58350	04/10/2024	FUELFIX PTY LTD	EQUIPMENT MAINTENANCE AND REPAIR	1,416.65
EFT58351	04/10/2024	GIORGIA JOHNSON	COUNCILLORS ATTENDANCE FEE	260.00
EFT58352	04/10/2024	GROENEVELD AUSTRALIA P/L	PLANT PARTS	4,344.51
EFT58353	04/10/2024	HAYS SPECIALIST RECRUITMENT	LABOUR HIRE	6,575.93
EFT58354	04/10/2024	HIGHWAY MOTOR TRIMMERS	SEAT COVERS FOR TRUCKS	770.00
EFT58355	04/10/2024	INDUSTRIAL RECRUITMENT PARTNERS	LABOUR HIRE	20,330.25
EFT58356	04/10/2024	INSTANT WEIGHT PTY LTD T/A INSTANT WEIGHING	PLANT CALIBRATION	3,018.07
EFT58357	04/10/2024	JBS&G AUSTRALIA P/L T/A STRATEGEN JBS&G	CONSULTING FEES - COOLGARDIE PROJECT	474.38
EFT58358	04/10/2024	JD ORGANICS PTY LTD	BAGS FOR SOIL	21,213.61
EFT58359	04/10/2024	JENNIFER CATALANO	QUARTERLY COUNCILLORS PAYMENT	2,857.50
EFT58360	04/10/2024	JK CONTRACTING (WA) PTY LTD	PLANT MAINTENANCE	660.00
EFT58361	04/10/2024	JOHN DAW	COUNCILLORS ATTENDANCE FEE	260.00
EFT58362	04/10/2024	JOINT CONSTRUCTION GROUP PTY LTD	INSTALLATION OF CONCRETE FOOTPATH AT HRRP	27,842.89
EFT58363	04/10/2024	JRM RESOURCES	PLANT HIRE	24,420.00
EFT58364	04/10/2024	KLB SYSTEMS	COMPUTER HARDWARES	3,789.50
EFT58365	04/10/2024	KOMATSU AUSTRALIA P/L	PLANT SERVICE AGREEMENT	1,626.83
EFT58366	04/10/2024	LGIS	INSURANCE PREMIUM	86,497.66

CEO's DELEGATED PAYMENTS LIST  
FOR THE MONTH OF OCTOBER 2024

Cheque / EFT No	Date	Payee	Description	Amount
EFT58367	04/10/2024	LUKE ELLERY	QUARTERLY COUNCILLORS PAYMENT	2,857.50
EFT58368	04/10/2024	MAJOR MOTORS PTY LTD	SERVICE KIT FOR PLANT	519.92
EFT58369	04/10/2024	MICHELLE SUTHERLAND	QUARTERLY COUNCILLORS PAYMENT	2,747.50
EFT58370	04/10/2024	MIDWAY FORD (WA)	VEHICLE SERVICE	169.13
EFT58371	04/10/2024	Ms PATRICIA KURSAR	STAFF REIMBURSEMENT	149.00
EFT58372	04/10/2024	MYOSH - NETSIGHT CONSULTING P/L ATF AM2 TRUST & FM2 TRUST	MONTHLY SUBSCRIPTION - OSH SOFTWARE	1,463.00
EFT58373	04/10/2024	NEWTOWN TOYOTA	VEHICLE SERVICE	361.70
EFT58374	04/10/2024	OPS SCREENING & CRUSHING EQUIPMENT P/L	PLANT PARTS	918.50
EFT58375	04/10/2024	OTIS ELEVATOR COMPANY PTY LTD	QUARTERLY LIFT MAINTENANCE - ASCOT PLACE	2,106.03
EFT58376	04/10/2024	QUAD SERVICES PTY LTD	CLEANING SERVICES & CONSUMABLES - HRRP	5,158.14
EFT58377	04/10/2024	RELATIONSHIPS AUSTRALIA WA INC	EAP - COUNSELLING FEES	176.00
EFT58378	04/10/2024	ROYAL WOLF AUSTRALIA - UNITED RENTALS AUSTRALIA P/L TA	EQUIPMENT RENTAL - BAYWASTE	265.05
EFT58379	04/10/2024	SAGE CONSULTANCY	CONSULTING FEES - FOGO COMPOST PRODUCTION	1,100.00
EFT58380	04/10/2024	SYDNEY TOOLS PTY LTD	PLANT PARTS	63.90
EFT58381	04/10/2024	TALIS CONSULTANTS	CONSULTING FEE - STAGE 17 LANDFILL CELL	661.38
EFT58382	04/10/2024	TALLAN JOHN MICHAEL AMES	QUARTERLY COUNCILLORS PAYMENT	2,857.50
EFT58383	04/10/2024	TOTALLY WORKWEAR MIDLAND	PROTECTIVE CLOTHING	425.50
EFT58384	04/10/2024	TRUCKLINE - SPECIALIST WHOLESALERS PTY LTD T/AS	PLANT PARTS	641.45
EFT58385	04/10/2024	TUTT BRYANT EQUIPMENT (BT EQUIPMENT PTY LTD)	PLANT PARTS	8,826.18
EFT58386	04/10/2024	UNITED EQUIPMENT PTY LTD	PLANT HIRE	1,364.00
EFT58387	04/10/2024	WEST COAST WATER FILTER MAN	SIX MONTHLY SERVICE FEE	180.00
EFT58388	04/10/2024	WHITE ENVIRONMENTAL SOLUTIONS PTY LTD	REFUND OF PREPAYMENT	2,291.40
EFT58389	04/10/2024	WINC AUSTRALIA PTY LTD	STATIONERY & CONSUMABLES	729.86
EFT58390	04/10/2024	MICHELLE SUTHERLAND	QUARTERLY COUNCILLORS PAYMENT	2,857.50
EFT58391	11/10/2024	AIR FILTER DRY CLEAN SYSTEMS WA	CLEAN & SERVICES FILTERS	242.00
EFT58392	11/10/2024	ALLPEST - ROL-WA PTY LTD T/AS	PEST CONTROL	1,969.98
EFT58393	11/10/2024	ALLROADS TRANSPORT ENGINEERS	PLANT REPAIR & MAINTENANCE	13,451.44
EFT58394	11/10/2024	AUSSIE NATURAL SPRING WATER	BOTTLED WATER	161.25
EFT58395	11/10/2024	AUSTRALIA AND NEW ZEALAND RECYCLING PLATFORM LTD	CONTRIBUTION TO TECH COLLECT E WASTE PROGRAM COLLECTION & DISPOSAL COSTS	740.96
EFT58396	11/10/2024	AUSTRALIAN COMMUNICATIONS & MEDIA AUTHORITY ACMA	ANNUAL LICENCE RENEWAL - HRRP	681.00
EFT58397	11/10/2024	BALLANTYNE ALL COMMERCIAL PROPERTY SERVICES PTY LTD (SYSTEM MAINTENANCE)	PLANT SERVICE & MAINTENANCE	738.20
EFT58398	11/10/2024	BATTERY WORLD MIDLAND - BRAIN POWER INVESTMENTS P/L ATF COW UNIT TRUST T/A	BATTERY PURCHASE	850.00
EFT58399	11/10/2024	BENDTECH GROUP	EQUIPMENT PURCHASE	3,979.80
EFT58400	11/10/2024	BOSORIMA TAS MAIL PLUS PERTH	MAIL SERVICE	416.54
EFT58401	11/10/2024	BRABHAM ELECTRICAL	ELECTRICAL MAINTENANCE - HRRP	605.00
EFT58402	11/10/2024	BUNNINGS GROUP LTD	HARDWARE SUPPLIES	99.60
EFT58403	11/10/2024	CARLY CATALANO	FACILITATION FEE - WORKSHOP PRESENTATION	550.00
EFT58404	11/10/2024	CIVIL AUTO ELECTRICS PTY LTD	PLANT REPAIRS	1,283.70
EFT58405	11/10/2024	CJD EQUIPMENT PTY LTD	PLANT PART	359.84
EFT58406	11/10/2024	CMAK TECHNOLOGIES PTY LTD	SECURITY SYSTEM - CCTV CAMERA MAINTENANCE	461.38
EFT58407	11/10/2024	COLIN PUMPHREY	CONSULTING FEE - WASTE STRATEGY	540.00
EFT58408	11/10/2024	DRAKE AUSTRALIA PTY LTD	LABOUR HIRE	2,193.66
EFT58409	11/10/2024	ELAN ENERGY MATRIX	TYRE DISPOSAL COSTS - COPPIN ROAD	757.94

CEO's DELEGATED PAYMENTS LIST  
FOR THE MONTH OF OCTOBER 2024

Cheque / EFT No	Date	Payee	Description	Amount
EFT58410	11/10/2024	ENVIRO SWEEP	SITE SWEEPING - RED HILL	1,060.29
EFT58411	11/10/2024	FILTERS PLUS	PLANT FILTERS	1,577.40
EFT58412	11/10/2024	FLEET DYNAMICS PTY LTD	MONTHLY EQUIPMENT HIRE FEE	1,512.50
EFT58413	11/10/2024	FLEXI STAFF GROUP PTY LTD	LABOUR HIRE	12,808.46
EFT58414	11/10/2024	FOSTER PLUMBING AND GAS	PLUMBING MAINTENANCE - HRRP	1,654.40
EFT58415	11/10/2024	HAYS SPECIALIST RECRUITMENT	LABOUR HIRE	7,682.33
EFT58416	11/10/2024	HEAVY AUTOMATICS PTY LTD	PLANT REPAIRS	1,263.10
EFT58417	11/10/2024	HERCULES MOBILES PTY LTD	EQUIPMENT HIRE	220.00
EFT58418	11/10/2024	HITACHI CONSTRUCTION MACHINERY (AUSTRALIA) PTY LTD	PLANT REPAIR	579.15
EFT58419	11/10/2024	HUA JER LIEW	STAFF REIMBURSEMENT	3,309.05
EFT58420	11/10/2024	ID CONSULTING PTY LTD	ANNUAL SUBSCRIPTION	3,096.50
EFT58421	11/10/2024	INDUSTRIAL RECRUITMENT PARTNERS	LABOUR HIRE	17,343.32
EFT58422	11/10/2024	JET CHARGE	EV CHARGING INSTALLATION FEE - BALANCE OF PAYMENT	737.00
EFT58423	11/10/2024	JOHN HUGHES (ROHANNA PTY LTD)	VEHICLE SERVICE	405.00
EFT58424	11/10/2024	MCINERNEY FORD	VEHICLE PURCHASES	54,896.95
EFT58425	11/10/2024	MIDALIA STEEL (ONESTEEL)	HARDWARE SUPPLIES	758.19
EFT58426	11/10/2024	MIDLAND STEEL FABRICATION - RASON HOLDINGS P/L AS TRUSTEE FOR THE MIDLAND STEEL TRUST	PLANT PARTS	8,069.60
EFT58427	11/10/2024	NESSCO GROUP	AIR COMPRESSOR REPAIR	181.50
EFT58428	11/10/2024	OFFICEWORKS	MOBILE PHONE PURCHASE	375.00
EFT58429	11/10/2024	OTR TYRES T/A TKPH PTY LTD	TYRE REPAIRS	259.88
EFT58430	11/10/2024	PERTH BIN HIRE - IWM (PBH) PTY LTD T/A	SKIP BIN HIRE	1,551.00
EFT58431	11/10/2024	PERTH QUALITY SERVICES	CLEANING SERVICES - TRANSFER STATION	700.00
EFT58432	11/10/2024	PIRTEK MIDLAND (M & B HYDRAULICS PTY LTD)	HYDRAULIC HOSE SUPPLIES	811.70
EFT58433	11/10/2024	PRESTIGE ALARMS	ALARM MAINTENANCE & MONITORING - HRRP	9,133.05
EFT58434	11/10/2024	QUAD SERVICES PTY LTD	CLEANING SERVICES & CONSUMABLES - HRRP	5,158.14
EFT58435	11/10/2024	RUDD INDUSTRIAL	PLANT PARTS & HARDWARE SUPPLIES	474.56
EFT58436	11/10/2024	SIGN SUPERMARKET	SIGNS	105.60
EFT58437	11/10/2024	SKILL HIRE WA PTY LTD	LABOUR HIRE	565.66
EFT58438	11/10/2024	SKYLINE LANDSCAPE SERVICES	GARDEN MAINTENANCE - BAYWASTE	3,498.00
EFT58439	11/10/2024	SONIC HEALTHPLUS PTY LTD	PRE-EMPLOYMENT MEDICAL	657.80
EFT58440	11/10/2024	ST JOHN AMBULANCE ASSOCIATION	FIRST AID TRAINING	130.00
EFT58441	11/10/2024	SUCCESS WATERS PTY LTD T/A HAYDN ROBINSON	LEGAL ADVICE	7,590.00
EFT58442	11/10/2024	SWAN FIRE SERVICES	FIRE FIGHTING EQUIPMENT REPAIR & MAINTENANCE	2,494.80
EFT58443	11/10/2024	SWAN TOWING SERVICES PTY LTD ATF THE SWAN TOWING TRUST	PLANT TRANSPORTATION COST	346.50
EFT58444	11/10/2024	SYDNEY TOOLS PTY LTD	EQUIPMENT PURCHASE	1,446.99
EFT58445	11/10/2024	TELSTRA LIMITED	TELEPHONE EXPENSES	2,069.05
EFT58446	11/10/2024	THE FEELGOOD FASHIONISTA	WORKSHOP PRESENTATION FEE	600.00
EFT58447	11/10/2024	TJ DEPIAZZI & SONS	PRODUCT TRANSPORTATION COSTS	9,220.20
EFT58448	11/10/2024	TOTALLY WORKWEAR MIDLAND	PROTECTIVE CLOTHING	920.62
EFT58449	11/10/2024	TRADEFAIRE INTERNATIONAL PTY LTD	TYRE REPLACEMENT	429.00
EFT58450	11/10/2024	TWISTECH - GREG WOOD	REPAIR FENCE AT RED HILL	352.00
EFT58451	11/10/2024	UNIFIED INCENTIVES PTY LTD (GIFTPAY)	STAFF SERVICE RECOGNITION	100.00
EFT58452	11/10/2024	VISION INTELLIGENCE PTY LTD	CAMERA HIRE	2,173.60

CEO's DELEGATED PAYMENTS LIST  
FOR THE MONTH OF OCTOBER 2024

Cheque / EFT No	Date	Payee	Description	Amount
EFT58453	11/10/2024	WDIS.WA.PTY.LTD	GRINDER - MAINTENANCE	3,448.50
EFT58454	11/10/2024	WREN OIL	WASTE OIL REMOVAL	165.00
EFT58455	14/10/2024	DELOITTE FINANCIAL ADVISORY PTY LTD	LEGAL ADVICE	14,130.60
EFT58456	15/10/2024	CHILD SUPPORT	EMPLOYEE DEDUCTION	557.55
EFT58457	15/10/2024	CJD EQUIPMENT PTY LTD	SERVICE AGREEMENT	2,332.50
EFT58458	15/10/2024	DEPARTMENT OF WATER AND ENVIRONMENTAL REGULATION (DWER)	WASTE CONTROL FORM	264.00
EFT58459	15/10/2024	HAYS SPECIALIST RECRUITMENT	LABOUR HIRE	5,057.96
EFT58460	15/10/2024	PAYG PAYMENTS	PAYG TAXATION PAYMENT	116,620.00
EFT58461	15/10/2024	PIRTEK MIDLAND (M & B HYDRAULICS PTY LTD)	HYDRAULIC HOSE SUPPLIES	197.52
EFT58462	15/10/2024	SCOTT PRINTERS PTY LTD	STICKERS FOR FOGO BAGS	1,955.80
EFT58463	15/10/2024	WEST COAST WATER FILTER MAN	SIX MONTHLY SERVICE FEE	1,080.00
EFT58464	15/10/2024	WEX MOTORPASS	FLEET FUEL PURCHASES	2,192.23
EFT58465	16/10/2024	KENNARDS HIRE	PLANT HIRE	1,036.00
EFT58466	16/10/2024	WESTRAC EQUIPMENT PTY LTD	PLANT PARTS	754.89
EFT58467	18/10/2024	DEPUTY COMMISSIONER OF TAXATION	GST PAYMENT	463,809.00
EFT58468	18/10/2024	PAYG PAYMENTS	PAYG TAXATION PAYMENT	1,933.00
EFT58469	18/10/2024	ACO PTY LTD	HARDWARE SUPPLIES	11.00
EFT58470	18/10/2024	ADVANCED LIQUID WASTE - ANTHONY WALSH ATF 88 FAMILY TRUST T/A	LIQUID WASTE MANAGEMENT - RED HILL & HRRP	3,833.45
EFT58471	18/10/2024	AIR FILTER DRY CLEAN SYSTEMS WA	CLEAN & SERVICES FILTERS	930.60
EFT58472	18/10/2024	AJL PLUMBING & GAS	PLUMBING MAINTENANCE - ASCOT PLACE	220.00
EFT58473	18/10/2024	ALL RUBBER TMH PTY LTD	HARDWARE SUPPLIES	343.20
EFT58474	18/10/2024	ALLIGHTSYKES PTY LTD	EQUIPMENT MAINTENANCE	619.30
EFT58475	18/10/2024	AUSSIE NATURAL SPRING WATER	BOTTLED WATER	96.75
EFT58476	18/10/2024	AUSTRALIAN ENVIRONMENTAL AUDITORS PTY LTD	AUDIT REVIEW - RED HILL	11,429.00
EFT58477	18/10/2024	B&J CATALANO PTY LTD	LABOUR HIRE	2,725.80
EFT58478	18/10/2024	BARFIELD EARTHMOVING (JAYCOURT NOMINEES P/L)	PLANT & LABOUR HIRE	13,623.50
EFT58479	18/10/2024	BATTERY WORLD MIDLAND - BRAIN POWER INVESTMENTS P/L ATF COW UNIT TRUST T/A	BATTERY PURCHASE	518.00
EFT58480	18/10/2024	BAYSWATER AUTO DETAILERS	POOL VEHICLE CLEANING	308.00
EFT58481	18/10/2024	BEE JAYS CANVAS CO - PETER STICKLAND HOLDINGS PTY LTD T/AS	EQUIPMENT REPAIR	456.09
EFT58482	18/10/2024	BIN BATH AUSTRALIA PTY LTD	BIN CLEANING	103.40
EFT58483	18/10/2024	BLUE DIAMOND MACHINERY PTY LTD	WATER PUMPS	345.35
EFT58484	18/10/2024	BLUEFIT PTY LTD (BELMONT OASIS LEISURE CENTRE & MORLEY SPORT)	STAFF HEALTH PROMOTION	145.80
EFT58485	18/10/2024	BP AUSTRALIA PTY LTD	FUEL PURCHASES	115,134.74
EFT58486	18/10/2024	BUNNINGS GROUP LTD	HARDWARE SUPPLIES	170.80
EFT58487	18/10/2024	CUTTING EDGES REPLACEMENT PARTS PTY LTD	PLANT PARTS	3,298.14
EFT58488	18/10/2024	DATA 3 PERTH	SUBSCRIPTION RENEWAL - SOFTWARE	84,257.87
EFT58489	18/10/2024	DRAKE AUSTRALIA PTY LTD	LABOUR HIRE	2,255.79
EFT58490	18/10/2024	ELAN ENERGY MATRIX	TYRE DISPOSAL COSTS - RED HILL	931.83
EFT58491	18/10/2024	EUROFINS ARL PTY LTD T/AS EUROFINS	SAMPLE TESTING - WATER MONITORING	1,250.48
EFT58492	18/10/2024	FILTERS PLUS	PLANT FILTERS	541.20
EFT58493	18/10/2024	FLEXI STAFF GROUP PTY LTD	LABOUR HIRE	9,937.70
EFT58494	18/10/2024	FOSTER PLUMBING AND GAS	PLUMBING MAINTENANCE - HRRP	930.00
EFT58495	18/10/2024	FUJIFILM BUSINESS INNOVATION AUSTRALIA PTY LTD	PHOTOCOPIER MAINTENANCE & SUPPLIES	661.24

CEO's DELEGATED PAYMENTS LIST  
FOR THE MONTH OF OCTOBER 2024

Cheque / EFT No	Date	Payee	Description	Amount
EFT58496	18/10/2024	GRANT KOZMA	STAFF REIMBURSEMENT	16.50
EFT58497	18/10/2024	HAYS SPECIALIST RECRUITMENT	LABOUR HIRE	2,439.94
EFT58498	18/10/2024	HEATLEY SALES PTY LTD	CLEANING SUPPLIES - TRANSFER STATION	252.27
EFT58499	18/10/2024	HITACHI CONSTRUCTION MACHINERY (AUSTRALIA) PTY LTD	PLANT MAINTENANCE & REPAIR & INSURANCE EXCESS ON HIRED PLANT	59,034.46
EFT58500	18/10/2024	INDUSTRIAL RECRUITMENT PARTNERS	LABOUR HIRE	18,726.75
EFT58501	18/10/2024	J&K HOPKINS T/A HOPKINS AUS PTY LTD	OFFICE EQUIPMENT	215.00
EFT58502	18/10/2024	KONE BUILDING DOORS - A DIV OF KONE ELEVATORS PTY LTD	SIX MONTHLY SERVICE FEE - ROLLER DOOR	107.78
EFT58503	18/10/2024	LUMEN IT PTY LTD	SUBSCRIPTION RENEWAL - SOFTWARE	5,605.60
EFT58504	18/10/2024	MAJOR MOTORS PTY LTD	PLANT PARTS	1,061.97
EFT58505	18/10/2024	NAPA (FORMERLY KNOWN AS COVS)	HARDWARE SUPPLIES	143.11
EFT58506	18/10/2024	PETRO MIN ENGINEERS	CONSULTING FEE - WWtE	4,108.50
EFT58507	18/10/2024	PIRTEK MALAGA - JH FLUID TRANSFER SOLUTIONS T/AS	PLANT REPAIR	387.15
EFT58508	18/10/2024	PIRTEK MIDLAND (M & B HYDRAULICS PTY LTD)	HYDRAULIC HOSE SUPPLIES	380.17
EFT58509	18/10/2024	RENTOKIL INITIAL PTY LTD	QUARTERLY PEST CONTROL - ASCOT PLACE	1,688.94
EFT58510	18/10/2024	RICHGRO	FOGO SAMPLE ANALYSIS	132.00
EFT58511	18/10/2024	ROYAL WOLF AUSTRALIA - UNITED RENTALS AUSTRALIA P/L TA	EQUIPMENT RENTAL - BAYWASTE	265.05
EFT58512	18/10/2024	RUDD INDUSTRIAL	HARDWARE SUPPLIES	37.36
EFT58513	18/10/2024	SAGE CONSULTANCY	CONSULTING FEES - FOGO COMPOST PRODUCTION	1,100.00
EFT58514	18/10/2024	SKILL HIRE WA PTY LTD	LABOUR HIRE	2,328.78
EFT58515	18/10/2024	SONIC HEALTHPLUS PTY LTD	PRE-EMPLOYMENT MEDICAL	89.10
EFT58516	18/10/2024	STANTONS INTERNATIONAL	INTERNAL AUDIT SERVICES	6,657.64
EFT58517	18/10/2024	SWAN TOWING SERVICES PTY LTD ATF THE SWAN TOWING TRUST	PLANT TRANSPORTATION COST	550.00
EFT58518	18/10/2024	SYNERGY	ELECTRICITY CHARGES - RED HILL	5,386.57
EFT58519	18/10/2024	TALIS CONSULTANTS	CONSULTING FEE - APCR PROJECT	6,600.00
EFT58520	18/10/2024	THE KLEENING ZONE	PLANT CLEANING & MAINTENANCE	935.00
EFT58521	18/10/2024	TJSIGNS & VEHICLE GRAPHICS	SIGNAGES FOR HRRP	825.00
EFT58522	18/10/2024	TOTAL ELECTRICAL & MECHANICAL SERVICES PTY LTD	PLANT MAINTENANCE - HAAS GRINDER	308.00
EFT58523	18/10/2024	TOTALLY WORKWEAR MIDLAND	PROTECTIVE CLOTHING	1,390.48
EFT58524	18/10/2024	TRUCKLINE - SPECIALIST WHOLESALEERS PTY LTD T/AS	ADBLUE SOLUTIONS	660.00
EFT58525	18/10/2024	TUTT BRYANT EQUIPMENT (BT EQUIPMENT PTY LTD)	PLANT PARTS	697.18
EFT58526	18/10/2024	TWISTECH - GREG WOOD	INSTALLATION OF WHIRLEY BIRD TO SHIPPING CONTAINERS	2,885.74
EFT58527	18/10/2024	WATERLOGIC AUSTRALIA PTY LTD	EQUIPMENT RENTAL & SERVICE FEE	651.46
EFT58528	18/10/2024	WESTRAC EQUIPMENT PTY LTD	PLANT PARTS & REPAIRS	25,269.67
EFT58529	18/10/2024	WINC AUSTRALIA PTY LTD	STATIONERY & CONSUMABLES	524.51
EFT58530	18/10/2024	WREN OIL	WASTE OIL REMOVAL	341.00
EFT58531	25/10/2024	DEPARTMENT OF WATER AND ENVIRONMENTAL REGULATION (DWER)	QUARTERLY LANDFILL LEVY	5,231,194.47
EFT58532	25/10/2024	ACO PTY LTD	HARDWARE SUPPLIES	745.80
EFT58533	25/10/2024	ADVANCED LIQUID WASTE - ANTHONY WALSH ATF 88 FAMILY TRUST T/A	LIQUID WASTE MANAGEMENT - HRRP	13,209.63
EFT58534	25/10/2024	ALL RUBBER TMH PTY LTD	PLANT PARTS	7,881.50
EFT58535	25/10/2024	AUSSIE NATURAL SPRING WATER	BOTTLED WATER	129.00
EFT58536	25/10/2024	AV TRUCK SERVICES PTY LTD	PLANT PARTS	302.63
EFT58537	25/10/2024	B&J CATALANO PTY LTD	LABOUR HIRE	924.00
EFT58538	25/10/2024	BEILBY DOWNING TEAL PTY LTD	RECRUITMENT COSTS	4,812.50



CEO's DELEGATED PAYMENTS LIST  
FOR THE MONTH OF OCTOBER 2024

Cheque / EFT No	Date	Payee	Description	Amount
EFT58539	25/10/2024	BUCHER MUNICIPAL PTY LTD	PLANT PARTS	2,947.02
EFT58540	25/10/2024	CIVIL AUTO ELECTRICS PTY LTD	PLANT REPAIRS	555.50
EFT58541	25/10/2024	CJD EQUIPMENT PTY LTD	MONTHLY SERVICE	2,358.30
EFT58542	25/10/2024	CPR ELECTRICAL SERVICES	ELECTRICAL MAINTENANCE AT HRRP	2,275.90
EFT58543	25/10/2024	CSE CROSSCOM PTY LTD	HIRING OF TWO WAY RADIOS	2,926.00
EFT58544	25/10/2024	DEPARTMENT OF WATER AND ENVIRONMENTAL REGULATION (DWER)	WASTE CONTROL FORM	352.00
EFT58545	25/10/2024	FILTERS PLUS	PLANT FILTERS	501.60
EFT58546	25/10/2024	FLEXI STAFF GROUP PTY LTD	LABOUR HIRE	12,460.05
EFT58547	25/10/2024	FOSTER PLUMBING AND GAS	PLUMBING MAINTENANCE - HRRP	1,554.30
EFT58548	25/10/2024	HAYS SPECIALIST RECRUITMENT	LABOUR HIRE	13,480.78
EFT58549	25/10/2024	HEAVY AUTOMATICS PTY LTD	PLANT REPAIRS	1,917.30
EFT58550	25/10/2024	IDEA TO OPERATIONS SERVICES PTY LTD	ELECTRICAL SUPPORT (LABOUR HIRE) - WWtE	25,201.00
EFT58551	25/10/2024	INDUSTRIAL RECRUITMENT PARTNERS	LABOUR HIRE	18,400.52
EFT58552	25/10/2024	INTEGRATED ICT	IT SUPPORT	1,151.50
EFT58553	25/10/2024	KOMATSU AUSTRALIA P/L	PLANT REPAIR & MAINTENANCE	2,421.20
EFT58554	25/10/2024	LGIS	INSURANCE PREMIUM	414,742.88
EFT58555	25/10/2024	MCLEODS BARRISTERS & SOLICITORS	RECRUITMENT COSTS	5,166.70
EFT58556	25/10/2024	NITA PURWADI	STAFF REIMBURSEMENT	2,351.90
EFT58557	25/10/2024	PERTH ENERGY PTY LTD	GAS SUPPLY - WWtE	226.18
EFT58558	25/10/2024	PIRTEK MIDLAND (M & B HYDRAULICS PTY LTD)	HYDRAULIC HOSE SUPPLIES	245.61
EFT58559	25/10/2024	POWERUP AUTO TREATMENTS - CHEMSOL AUSTRALIA PTY LTD T/AS	GREASE FOR PLANTS	3,421.00
EFT58560	25/10/2024	RELATIONSHIPS AUSTRALIA WA INC	EAP - COUNSELLING FEES	176.00
EFT58561	25/10/2024	ROVE CHARTERS	BUS HIRE	395.58
EFT58562	25/10/2024	SAFERIGHT PTY LTD	STAFF TRAINING	265.00
EFT58563	25/10/2024	SPUDS GARDENING SERVICES	GROUND MAINTENANCE & WEED CONTROL AT RED HILL	3,652.00
EFT58564	25/10/2024	SWAN FIRE SERVICES	FIRE DETECTION SYSTEM - WTS	775.31
EFT58565	25/10/2024	TOTALLY WORKWEAR MIDLAND	PROTECTIVE CLOTHING	66.43
EFT58566	25/10/2024	TRUCK CENTRE (WA) PTY LTD	PLANT PARTS	5,825.63
EFT58567	25/10/2024	TUTT BRYANT EQUIPMENT (BT EQUIPMENT PTY LTD)	SERVICING AGREEMENT	2,808.32
EFT58568	25/10/2024	WA DOOR & DOCKING SOLUTIONS PTY LTD	WTS BUILDING MAINTENANCE	1,946.71
EFT58569	25/10/2024	WEST TIP WASTE CONTROL	SKIP BIN HIRE	2,280.00
EFT58570	25/10/2024	WESTRAC EQUIPMENT PTY LTD	SERVICE AGREEMENT	32,445.31
EFT58571	25/10/2024	WINC AUSTRALIA PTY LTD	STATIONERY & CONSUMABLES	10.95
EFT58572	25/10/2024	WREN OIL	WASTE OIL REMOVAL	423.50
EFT58573	29/10/2024	ANNETTE NORTH (RAKICH)	STAFF REIMBURSEMENT	376.00
EFT58574	29/10/2024	AUSSIE NATURAL SPRING WATER	BOTTLED WATER	64.50
EFT58575	29/10/2024	CHILD SUPPORT	EMPLOYEE DEDUCTION	557.55
EFT58576	29/10/2024	CITY OF BAYSWATER	DIVIDEND DISTRIBUTION	1,222,000.00
EFT58577	29/10/2024	CITY OF SWAN	DIVIDEND DISTRIBUTION	2,822,500.00
EFT58578	29/10/2024	HAYS SPECIALIST RECRUITMENT	LABOUR HIRE	7,692.41
EFT58579	29/10/2024	INSTANT WEIGHT PTY LTD T/A INSTANT WEIGHING	EQUIPMENT REPAIR & MAINTENANCE	3,513.40
EFT58580	29/10/2024	PAYG PAYMENTS	PAYG TAXATION PAYMENT	112,558.00
EFT58581	29/10/2024	ROVE CHARTERS	BUS HIRE	47.23

CEO's DELEGATED PAYMENTS LIST  
FOR THE MONTH OF OCTOBER 2024

Cheque / EFT No	Date	Payee	Description	Amount
EFT58582	29/10/2024	SHIRE OF MUNDARING	DIVIDEND DISTRIBUTION	677,500.00
EFT58583	29/10/2024	TOWN OF BASSENDEAN	DIVIDEND DISTRIBUTION	278,000.00
EFT58584	30/10/2024	TUTT BRYANT EQUIPMENT (BT EQUIPMENT PTY LTD)	PURCHASE OF LANDFILL COMPACTOR FOR RED HILL	2,144,137.99
EFT58585	31/10/2024	ABA AUTOMATIC GATES WA	GATE REPAIR - HRRP	6,650.00
EFT58586	31/10/2024	ADVANS EXHIBITION SERVICES	WASTE & RESOURCE RECOVERY STAND	2,317.67
EFT58587	31/10/2024	AIR FILTER DRY CLEAN SYSTEMS WA	CLEAN & SERVICES FILTERS	303.49
EFT58588	31/10/2024	ALLWEST PLANT HIRE	PLANT HIRE	44,302.50
EFT58589	31/10/2024	ALSCO PERTH	EQUIPMENT HIRE	44.67
EFT58590	31/10/2024	APOLLO FABRICATIONS	REPAIR TO HOOKLIFT BIN	1,743.50
EFT58591	31/10/2024	AREA SAFE PRODUCTS PTY LTD	HARDWARE SUPPLIES	245.30
EFT58592	31/10/2024	AUSTRALIA POST - ASCOT PLACE	POSTAL CHARGES	7.45
EFT58593	31/10/2024	CITY OF BELMONT	COUNCIL RATES	2,420.40
EFT58594	31/10/2024	CIVIL AUTO ELECTRICS PTY LTD	PLANT REPAIRS	3,683.35
EFT58595	31/10/2024	CJD EQUIPMENT PTY LTD	SERVICE AGREEMENT	2,335.69
EFT58596	31/10/2024	CMAC TECHNOLOGIES PTY LTD	SECURITY SYSTEM - CCTV CAMERA MAINTENANCE	346.04
EFT58597	31/10/2024	CME BOILERMAKING PTY LTD	PLANT REPAIR	3,742.20
EFT58598	31/10/2024	CREDITORWATCH	ONLINE CREDIT REFERENCE CHECKS	588.50
EFT58599	31/10/2024	CTI COURIERS PTY LTD	COURIER SERVICE	140.76
EFT58600	31/10/2024	DRAKE AUSTRALIA PTY LTD	LABOUR HIRE	2,255.79
EFT58601	31/10/2024	E & MJ ROSHER	EQUIPMENT REPAIR	893.34
EFT58602	31/10/2024	FLEET DYNAMICS PTY LTD	MONTHLY EQUIPMENT HIRE FEE	205.70
EFT58603	31/10/2024	FLEXI STAFF GROUP PTY LTD	LABOUR HIRE	2,256.62
EFT58604	31/10/2024	FUELFIX PTY LTD	EQUIPMENT HIRE	730.72
EFT58605	31/10/2024	GHD PTY LTD	CONSULTING FEE - PREPARATION OF TECHNICAL SPECIFICATIONS	10,175.50
EFT58606	31/10/2024	JBS&G AUSTRALIA P/L T/A STRATEGEN JBS&G	CONSULTING FEES - FOGO EXPANSION	1,089.00
EFT58607	31/10/2024	MARKETFORCE (OMNICOM MEDIA GROUP AUSTRALIA PTY LTD)	PUBLIC NOTICE	402.47
EFT58608	31/10/2024	MIDWAY FORD (WA)	FUEL CAP	70.00
EFT58609	31/10/2024	NEARMAP.COM	ANNUAL LICENCE RENEWAL - NEARMAP	13,750.00
EFT58610	31/10/2024	PINNACLE HIRE WA PTY LTD	EQUIPMENT REPAIR	528.00
EFT58611	31/10/2024	PIRTEK MIDLAND (M & B HYDRAULICS PTY LTD)	HYDRAULIC HOSE SUPPLIES	196.50
EFT58612	31/10/2024	PSQ GROUP	CLEANING SERVICES - ASCOT PLACE	2,850.76
EFT58613	31/10/2024	REMONDIS AUSTRALIA PTY LTD	COLLECTION OF PAPER RECYCLABLES	40.66
EFT58614	31/10/2024	SIX CATS CONSULTING PTY LTD	MRL SUPPORT	16,632.00
EFT58615	31/10/2024	SONIC HEALTHPLUS PTY LTD	PRE-EMPLOYMENT MEDICAL	89.10
EFT58616	31/10/2024	SWAN FIRE SERVICES	FIRE FIGHTING EQUIPMENT REPAIR & MAINTENANCE	855.99
EFT58617	31/10/2024	SYNERGY	ELECTRICITY CHARGES - WTS AT HRRP	3,846.55
EFT58618	31/10/2024	THE AIVISH FAMILY TRUST T/A FRUIT BREAK	STAFF AMENITIES	538.20
EFT58619	31/10/2024	TRUCK CENTRE (WA) PTY LTD	PLANT PARTS	504.11
EFT58620	31/10/2024	WILLIAMS & HUGHES PTY LTD	LEGAL ADVICE	2,640.00
PAY 2025-8	09/10/2024	PAYROLL	PAYROLL	330,038.90
PAY 2025-8.1	16/10/2024	PAYROLL	PAYROLL	4,109.00
PAY 2025-9	23/10/2024	PAYROLL	PAYROLL	328,220.75
1*OCT24	01/10/2024	BANK CHARGES	BANK FEES AND CHARGES	3,761.02

CEO's DELEGATED PAYMENTS LIST  
FOR THE MONTH OF OCTOBER 2024

Cheque / EFT No	Date	Payee	Description	Amount
220854	08/10/2024	EMRC PETTY CASH - ASCOT	PETTY CASH RECOUP	140.75
220855	08/10/2024	EMRC PETTY CASH - COPPIN ROAD	PETTY CASH RECOUP	108.45
220856	08/10/2024	EMRC PETTY CASH - MATHIESON ROAD	PETTY CASH RECOUP	32.40
DD28129.1	01/10/2024	AWARE SUPER PTY LTD (FORMALLY FIRST STATE SUPER)	SUPERANNUATION	31,078.82
DD28129.2	01/10/2024	THE JEHRING FAMILY SUPER FUND	SUPERANNUATION	1,285.65
DD28129.3	01/10/2024	CBUS INDUSTRY SUPER	SUPERANNUATION	2,465.14
DD28129.4	01/10/2024	MLC SUPER FUND	SUPERANNUATION	946.00
DD28129.5	01/10/2024	MY NORTH SUPER (THE TRUSTEE FOR WEALTH PERSONAL SUPERANNUATION & PENSION FUND)	SUPERANNUATION	1,436.62
DD28129.6	01/10/2024	HUB24 SUPER FUND	SUPERANNUATION	329.85
DD28129.7	01/10/2024	UNISUPER	SUPERANNUATION	981.04
DD28129.8	01/10/2024	COLONIAL FIRST STATE FIRSTCHOICE WHOLESALE (PERSONAL SUPER)	SUPERANNUATION	675.13
DD28129.9	01/10/2024	THE TRUSTEE FOR DEN HAAN SUPER FUND	SUPERANNUATION	1,111.76
DD28129.10	01/10/2024	MERCER SMART SUPER PLAN	SUPERANNUATION	407.50
DD28129.11	01/10/2024	PLUM SUPERANNUATION FUND ( MLC )	SUPERANNUATION	701.11
DD28129.12	01/10/2024	AMP FLEXIBLE LIFETIME SUPER	SUPERANNUATION	1,716.54
DD28129.13	01/10/2024	PRIME SUPER	SUPERANNUATION	342.16
DD28129.14	01/10/2024	EQUIPSUPER SUPERANNUATION FUND	SUPERANNUATION	375.58
DD28129.15	01/10/2024	AUSTRALIAN ETHICAL SUPER	SUPERANNUATION	499.73
DD28129.16	01/10/2024	COLONIAL FIRST STATE FIRSTCHOICE (EMPLOYER SUPER)	SUPERANNUATION	361.12
DD28129.17	01/10/2024	THE TRUSTEE FOR BRUCE SMSF	SUPERANNUATION	368.37
DD28129.18	01/10/2024	AMP - SIGNATURESUPER	SUPERANNUATION	326.44
DD28129.19	01/10/2024	SUPER FUND	SUPERANNUATION	86.25
DD28129.20	01/10/2024	HOSTPLUS SUPERANNUATION FUND	SUPERANNUATION	6,111.89
DD28129.21	01/10/2024	PANORAMA SUPER	SUPERANNUATION	882.29
DD28129.22	01/10/2024	AUSTRALIAN SUPER	SUPERANNUATION	15,420.04
DD28129.23	01/10/2024	RETAIL EMPLOYEES SUPERANNUATION TRUST (REST SUPER)	SUPERANNUATION	3,731.74
DD28129.24	01/10/2024	AUSTRALIAN RETIREMENT TRUST	SUPERANNUATION	3,048.45
DD28129.25	01/10/2024	RETIREMENT PORTFOLIO SERVICE (ANZ SMART CHOICE SUPER)	SUPERANNUATION	927.72
DD28129.26	01/10/2024	MARANI SUPER FUND	SUPERANNUATION	1,388.97
DD28130.1	06/10/2024	AWARE SUPER PTY LTD (FORMALLY FIRST STATE SUPER)	SUPERANNUATION	34,666.84
DD28130.2	06/10/2024	THE JEHRING FAMILY SUPER FUND	SUPERANNUATION	1,263.52
DD28130.3	06/10/2024	CBUS INDUSTRY SUPER	SUPERANNUATION	2,550.43
DD28130.4	06/10/2024	MLC SUPER FUND	SUPERANNUATION	1,028.78
DD28130.5	06/10/2024	MY NORTH SUPER (THE TRUSTEE FOR WEALTH PERSONAL SUPERANNUATION & PENSION FUND)	SUPERANNUATION	1,619.45
DD28130.6	06/10/2024	HUB24 SUPER FUND	SUPERANNUATION	325.77
DD28130.7	06/10/2024	UNISUPER	SUPERANNUATION	982.93
DD28130.8	06/10/2024	COLONIAL FIRST STATE FIRSTCHOICE WHOLESALE (PERSONAL SUPER)	SUPERANNUATION	675.13
DD28130.9	06/10/2024	THE TRUSTEE FOR DEN HAAN SUPER FUND	SUPERANNUATION	1,069.39
DD28130.10	06/10/2024	MERCER SMART SUPER PLAN	SUPERANNUATION	408.68
DD28130.11	06/10/2024	PLUM SUPERANNUATION FUND ( MLC )	SUPERANNUATION	826.93
DD28130.12	06/10/2024	AMP FLEXIBLE LIFETIME SUPER	SUPERANNUATION	1,812.13
DD28130.13	06/10/2024	PRIME SUPER	SUPERANNUATION	339.27
DD28130.14	06/10/2024	EQUIPSUPER SUPERANNUATION FUND	SUPERANNUATION	391.27

CEO's DELEGATED PAYMENTS LIST  
FOR THE MONTH OF OCTOBER 2024

Cheque / EFT No	Date	Payee	Description	Amount
DD28130.15	06/10/2024	AUSTRALIAN ETHICAL SUPER	SUPERANNUATION	377.37
DD28130.16	06/10/2024	COLONIAL FIRST STATE FIRSTCHOICE (EMPLOYER SUPER)	SUPERANNUATION	360.98
DD28130.17	06/10/2024	THE TRUSTEE FOR BRUCE SMSF	SUPERANNUATION	411.98
DD28130.18	06/10/2024	AMP - SIGNATURESUPER	SUPERANNUATION	374.76
DD28130.19	06/10/2024	HOSTPLUS SUPERANNUATION FUND	SUPERANNUATION	6,079.65
DD28130.20	06/10/2024	PANORAMA SUPER	SUPERANNUATION	882.29
DD28130.21	06/10/2024	AUSTRALIAN SUPER	SUPERANNUATION	15,210.53
DD28130.22	06/10/2024	RETAIL EMPLOYEES SUPERANNUATION TRUST (REST SUPER)	SUPERANNUATION	3,822.24
DD28130.23	06/10/2024	AUSTRALIAN RETIREMENT TRUST	SUPERANNUATION	7,601.31
DD28130.24	06/10/2024	RETIREMENT PORTFOLIO SERVICE (ANZ SMART CHOICE SUPER)	SUPERANNUATION	855.66
DD28130.25	06/10/2024	MARANI SUPER FUND	SUPERANNUATION	1,388.97
DD28131.1	16/10/2024	AUSTRALIAN SUPER	SUPERANNUATION	694.83
DD28132.1	20/10/2024	AWARE SUPER PTY LTD (FORMALLY FIRST STATE SUPER)	SUPERANNUATION	31,006.04
DD28132.2	20/10/2024	THE JEHRING FAMILY SUPER FUND	SUPERANNUATION	1,374.10
DD28132.3	20/10/2024	CBUS INDUSTRY SUPER	SUPERANNUATION	2,493.37
DD28132.4	20/10/2024	MLC SUPER FUND	SUPERANNUATION	946.00
DD28132.5	20/10/2024	MY NORTH SUPER (THE TRUSTEE FOR WEALTH PERSONAL SUPERANNUATION & PENSION FUND)	SUPERANNUATION	1,514.51
DD28132.6	20/10/2024	HUB24 SUPER FUND	SUPERANNUATION	357.29
DD28132.7	20/10/2024	UNISUPER	SUPERANNUATION	983.66
DD28132.8	20/10/2024	COLONIAL FIRST STATE FIRSTCHOICE WHOLESALE (PERSONAL SUPER)	SUPERANNUATION	675.13
DD28132.9	20/10/2024	THE TRUSTEE FOR DEN HAAN SUPER FUND	SUPERANNUATION	1,067.59
DD28132.10	20/10/2024	MERCER SMART SUPER PLAN	SUPERANNUATION	409.93
DD28132.11	20/10/2024	COLONIAL FIRST STATE FIRSTCHOICE (EMPLOYER SUPER)	SUPERANNUATION	484.23
DD28132.12	20/10/2024	AMP FLEXIBLE LIFETIME SUPER	SUPERANNUATION	1,498.47
DD28132.13	20/10/2024	PLUM SUPERANNUATION FUND ( MLC )	SUPERANNUATION	745.28
DD28132.14	20/10/2024	PRIME SUPER	SUPERANNUATION	341.85
DD28132.15	20/10/2024	EQUIPSUPER SUPERANNUATION FUND	SUPERANNUATION	394.14
DD28132.16	20/10/2024	AUSTRALIAN ETHICAL SUPER	SUPERANNUATION	380.81
DD28132.17	20/10/2024	THE TRUSTEE FOR BRUCE SMSF	SUPERANNUATION	347.99
DD28132.18	20/10/2024	AMP - SIGNATURESUPER	SUPERANNUATION	326.44
DD28132.19	20/10/2024	HOSTPLUS SUPERANNUATION FUND	SUPERANNUATION	5,962.95
DD28132.20	20/10/2024	PANORAMA SUPER	SUPERANNUATION	882.29
DD28132.21	20/10/2024	AUSTRALIAN SUPER	SUPERANNUATION	14,335.96
DD28132.22	20/10/2024	RETAIL EMPLOYEES SUPERANNUATION TRUST (REST SUPER)	SUPERANNUATION	3,829.17
DD28132.23	20/10/2024	AUSTRALIAN RETIREMENT TRUST	SUPERANNUATION	7,130.85
DD28132.24	20/10/2024	RETIREMENT PORTFOLIO SERVICE (ANZ SMART CHOICE SUPER)	SUPERANNUATION	1,124.78
DD28132.25	20/10/2024	MARANI SUPER FUND	SUPERANNUATION	1,388.97
2711	07/10/2024	TELSTRA LIMITED	TELEPHONE EXPENSES	42.90
2712	02/10/2024	SUNCORP BANK	TERM DEPOSIT INVESTMENT	1,000,000.00
2713	07/10/2024	BANK OF QUEENSLAND	TERM DEPOSIT INVESTMENT	4,500,000.00
2714	10/10/2024	ADT SECURITY	SECURITY MONITORING	69.55
2715	18/10/2024	SYNERGY	ELECTRICITY - RED HILL	1,657.73
2716	21/10/2024	AUSTRACLEAR LIMITED (ASX)	FINANCIAL SERVICES FEE	38.28

CEO's DELEGATED PAYMENTS LIST  
FOR THE MONTH OF OCTOBER 2024

Cheque / EFT No	Date	Payee	Description	Amount
2717	24/10/2024	SYNERGY	ELECTRICITY - ASCOT PLACE	3,718.07
2718	24/10/2024	WATER CORPORATION	WATER USAGE - HAZELMERE	14.25
2719	24/10/2024	WATER CORPORATION	WATER USAGE - ASCOT PLACE	639.74
2720	24/10/2024	WATER CORPORATION	WATER USAGE - HAZELMERE	613.50
2721	15/10/2024	WBC - CORPORATE MASTERCARD - A PATEL	CREDIT CARD PURCHASES	2,312.89
2722	15/10/2024	WBC - CORPORATE MASTERCARD - AARON BLAIR	CREDIT CARD PURCHASES	2,508.13
2723	15/10/2024	WBC - CORPORATE MASTERCARD - ANH VO	CREDIT CARD PURCHASES	208.38
2724	15/10/2024	WBC - CORPORATE MASTERCARD - ANNETTE NORTH	CREDIT CARD PURCHASES	2,226.18
2725	15/10/2024	WBC - CORPORATE MASTERCARD - CARMEN EVE SADLEIR	CREDIT CARD PURCHASES	17.00
2726	15/10/2024	WBC - CORPORATE MASTERCARD - DAVID SCHMIDT	CREDIT CARD PURCHASES	1,661.11
2727	15/10/2024	WBC - CORPORATE MASTERCARD - ESTHER DELLA FAVORY	CREDIT CARD PURCHASES	473.45
2728	15/10/2024	WBC - CORPORATE MASTERCARD - GANGA DEVI	CREDIT CARD PURCHASES	867.00
2729	15/10/2024	WBC - CORPORATE MASTERCARD - H LIEW	CREDIT CARD PURCHASES	82.06
2730	15/10/2024	WBC - CORPORATE MASTERCARD - K NAKHONTHAT	CREDIT CARD PURCHASES	1,413.00
2731	15/10/2024	WBC - CORPORATE MASTERCARD - MARCUS GEISLER	CREDIT CARD PURCHASES	124.32
2732	15/10/2024	WBC - CORPORATE MASTERCARD - S FITZPATRICK	CREDIT CARD PURCHASES	50.10
2733	15/10/2024	WBC - CORPORATE MASTERCARD - SINEAD O'NEILL	CREDIT CARD PURCHASES	17.00
2734	15/10/2024	WBC - CORPORATE MASTERCARD - T BEINHAUER	CREDIT CARD PURCHASES	654.77
2735	15/10/2024	WBC - CORPORATE MASTERCARD - T ECKSTEIN	CREDIT CARD PURCHASES	569.35
2736	15/10/2024	WBC - CORPORATE MASTERCARD - W HARRIS	CREDIT CARD PURCHASES	1,174.88
2737	15/10/2024	WBC - CORPORATE MASTERCARD - Z WILLIAMSON	CREDIT CARD PURCHASES	1,780.69
2738	28/10/2024	TELSTRA LIMITED	TELEPHONE EXPENSES	5,322.44
SUB TOTAL				21,364,446.56
LESS CANCELLED EFTs & CHEQUES				
EFT58333	04/10/2024	ALLPEST - ROL-WA PTY LTD T/AS	PEST CONTROL	-1,969.98
EFT58369	04/10/2024	MICHELLE SUTHERLAND	QUARTERLY COUNCILLORS PAYMENT	-2,747.50
EFT58392	11/10/2024	ALLPEST - ROL-WA PTY LTD T/AS	PEST CONTROL	-1,969.98
EFT58415	11/10/2024	HAYS SPECIALIST RECRUITMENT	LABOUR HIRE	-7,682.33
EFT58535	25/10/2024	AUSSIE NATURAL SPRING WATER	BOTTLED WATER	-129.00
EFT58548	25/10/2024	HAYS SPECIALIST RECRUITMENT	LABOUR HIRE	-13,480.78
SUB TOTAL				-27,979.57
TOTAL				21,336,466.99
REPORT				
Bank Code	Bank			
EMRC - Municipal Fund				21,336,466.99

All Employee Superannuation obligations for the period October 2024 have been paid by the EMRC.



## Eastern Metropolitan Regional Council

PURCHASING CARDS AND CREDIT CARDS PAYMENTS LIST  
FOR THE MONTH OF OCTOBER 2024

Cheque / EFT No	Date	Payee		Amount	EFT Amount
EFT58337	04/10/2024	BUNNINGS GROUP LTD			65.58
	08/08/2024	TEAM LEADER - BAYWASTE	HARDWARE SUPPLIES	54.48	
	02/09/2024	COORDINATOR ADMINISTRATION - HZ	HARDWARE SUPPLIES	11.10	
EFT58402	11/10/2024	BUNNINGS GROUP LTD			99.60
	18/07/2024	COORDINATOR TRANSPORT & ASSETS FOR HZ	HARDWARE SUPPLIES	99.60	
EFT58464	15/10/2024	WEX MOTORPASS			2,192.23
	30/08/2024	POOL VEHICLE - SPORTWAGON	FUEL PURCHASE	30.84	
	10/09/2024	POOL VEHICLE - SPORTWAGON	ROADSIDE ASSIST	9.08	
	30/09/2024	POOL VEHICLE - SPORTWAGON	MANAGEMENT FEE	4.00	
	02/09/2024	SITE SUPERVISOR - RH	ROADSIDE ASSIST	9.08	
	30/09/2024	SITE SUPERVISOR - RH	MANAGEMENT FEE	4.00	
	01/09/2024	POOL VEHICLE - TOYOTA COROLLA	ROADSIDE ASSIST	9.08	
	30/09/2024	POOL VEHICLE - TOYOTA COROLLA	MANAGEMENT FEE	4.00	
	02/09/2024	POOL VEHICLE - IT TEAM	FUEL PURCHASE	74.05	
	09/09/2024	POOL VEHICLE - IT TEAM	ROADSIDE ASSIST	6.88	
	30/09/2024	POOL VEHICLE - IT TEAM	MANAGEMENT FEE	4.00	
	10/09/2024	OPERATIONS POOL CAR	ROADSIDE ASSIST	6.88	
	30/09/2024	OPERATIONS POOL CAR	MANAGEMENT FEE	4.00	
	30/08/2024	HAZELMERE POOL VEHICLE	ROADSIDE ASSIST	6.88	
	17/09/2024	HAZELMERE POOL VEHICLE	FUEL PURCHASE	59.03	
	30/09/2024	HAZELMERE POOL VEHICLE	MANAGEMENT FEE	4.00	
	19/09/2024	HAZELMERE MINOR PLANT	FUEL PURCHASE	66.80	
	30/09/2024	HAZELMERE MINOR PLANT	MANAGEMENT FEE	4.00	
	30/09/2024	QUALITY PROCESS OFFICER/TEAM LEADER	MANAGEMENT FEE	4.00	
	10/09/2024	MANAGER RED HILL WASTE MANAGEMENT FACILITY	ROADSIDE ASSIST	6.88	
	30/09/2024	MANAGER RED HILL WASTE MANAGEMENT FACILITY	MANAGEMENT FEE	4.00	
	10/09/2024	SITE SUPERVISOR - HZ AND BW	ROADSIDE ASSIST	6.88	
	30/09/2024	SITE SUPERVISOR - HZ AND BW	MANAGEMENT FEE	4.00	
	10/09/2024	SITE SUPERVISOR - LANDFILL SITE SUPERVISOR	ROADSIDE ASSIST	6.88	
	30/09/2024	SITE SUPERVISOR - LANDFILL SITE SUPERVISOR	MANAGEMENT FEE	4.00	
	10/09/2024	POOL VEHICLE - CADDY - SUSTAINABILITY	ROADSIDE ASSIST	9.08	
	14/09/2024	POOL VEHICLE - CADDY - SUSTAINABILITY	FUEL PURCHASE	50.68	
	30/09/2024	POOL VEHICLE - CADDY - SUSTAINABILITY	MANAGEMENT FEE	4.00	
	02/09/2024	SALES AND MARKETING REPRESENTATIVE 2	FUEL PURCHASE	78.11	
	24/09/2024	SALES AND MARKETING REPRESENTATIVE 2	ROADSIDE ASSIST	9.08	
	27/09/2024	SALES AND MARKETING REPRESENTATIVE 2	FUEL PURCHASE	73.53	
	30/09/2024	SALES AND MARKETING REPRESENTATIVE 2	MANAGEMENT FEE	4.00	
	31/08/2024	SALES AND MARKETING REPRESENTATIVE 1	FUEL PURCHASE	83.91	
	09/09/2024	SALES AND MARKETING REPRESENTATIVE 1	FUEL PURCHASE	17.36	
	10/09/2024	SALES AND MARKETING REPRESENTATIVE 1	FUEL PURCHASE	81.48	
	19/09/2024	SALES AND MARKETING REPRESENTATIVE 1	FUEL PURCHASE	90.52	
	21/09/2024	SALES AND MARKETING REPRESENTATIVE 1	ROADSIDE ASSIST	6.88	
	28/09/2024	SALES AND MARKETING REPRESENTATIVE 1	FUEL PURCHASE	88.02	
	30/09/2024	SALES AND MARKETING REPRESENTATIVE 2	MANAGEMENT FEE	4.00	
	10/09/2024	MANAGER ENGINEERING	ROADSIDE ASSIST	6.88	
	30/09/2024	MANAGER ENGINEERING	MANAGEMENT FEE	4.00	



**Eastern Metropolitan Regional Council**  
**PURCHASING CARDS AND CREDIT CARDS PAYMENTS LIST**  
**FOR THE MONTH OF OCTOBER 2024**

<b>Cheque / EFT No</b>	<b>Date</b>	<b>Payee</b>		<b>Amount</b>	<b>EFT Amount</b>
	10/09/2024	HEAVY DUTY MECHANIC	ROADSIDE ASSIST	9.08	
	30/09/2024	HEAVY DUTY MECHANIC	MANAGEMENT FEE	4.00	
	05/09/2024	WOOD WASTE TO ENERGY TEAM	ROADSIDE ASSIST	6.88	
	30/09/2024	WOOD WASTE TO ENERGY TEAM	MANAGEMENT FEE	4.00	
	10/09/2024	SITE ENGINEER	ROADSIDE ASSIST	6.88	
	30/09/2024	SITE ENGINEER	MANAGEMENT FEE	4.00	
	01/09/2024	COORDINATOR WORKPLACE HEALTH & SAFETY	FUEL PURCHASE	77.93	
	10/09/2024	COORDINATOR WORKPLACE HEALTH & SAFETY	ROADSIDE ASSIST	6.88	
	11/09/2024	COORDINATOR WORKPLACE HEALTH & SAFETY	FUEL PURCHASE	78.83	
	19/09/2024	COORDINATOR WORKPLACE HEALTH & SAFETY	FUEL PURCHASE	87.34	
	30/09/2024	COORDINATOR WORKPLACE HEALTH & SAFETY	MANAGEMENT FEE	4.00	
	30/09/2024	COORDINATOR TRANSPORT & ASSETS	MANAGEMENT FEE	4.00	
	10/09/2024	CHIEF OPERATING OFFICER (COO)	ROADSIDE ASSIST	6.88	
	30/09/2024	CHIEF OPERATING OFFICER (COO)	MANAGEMENT FEE	4.00	
	25/09/2024	RED HILL MINOR PLANT	FUEL PURCHASE	157.17	
	30/09/2024	RED HILL MINOR PLANT	MANAGEMENT FEE	4.00	
	10/09/2024	WASTE ENVIRONMENT - POOL VEHICLE	ROADSIDE ASSIST	9.08	
	13/09/2024	WASTE ENVIRONMENT - POOL VEHICLE	FUEL PURCHASE	93.10	
	30/09/2024	WASTE ENVIRONMENT - POOL VEHICLE	MANAGEMENT FEE	4.00	
	31/08/2024	CHIEF FINANCIAL OFFICER (CFO)	FUEL PURCHASE	117.64	
	08/09/2024	CHIEF FINANCIAL OFFICER (CFO)	FUEL PURCHASE	71.98	
	18/09/2024	CHIEF FINANCIAL OFFICER (CFO)	FUEL PURCHASE	123.26	
	28/09/2024	CHIEF FINANCIAL OFFICER (CFO)	FUEL PURCHASE	94.24	
	30/09/2024	CHIEF FINANCIAL OFFICER (CFO)	MANAGEMENT FEE	4.00	
	16/09/2024	TEAM LEADER COLLECTIONS	FUEL PURCHASE	124.51	
	30/09/2024	TEAM LEADER COLLECTIONS	MANAGEMENT FEE	4.00	
	22/09/2024	MANAGER OPERATIONS	FUEL PURCHASE	109.78	
	30/09/2024	MANAGER OPERATIONS	MANAGEMENT FEE	4.00	
	30/09/2024	HEAVY DUTY MECHANIC	NEW CARD	8.00	
	30/09/2024	HEAVY DUTY MECHANIC	MANAGEMENT FEE	4.00	
EFT58486	18/10/2024	BUNNINGS GROUP LTD			170.80
	18/10/2024	COORDINATOR TRANSPORT & ASSETS	HARDWARE SUPPLIES	170.80	
2721	15/10/2024	WBC - CORPORATE MASTERCARD - A PATEL			2,312.89
	12/09/2024	NAPA	HARDWARE SUPPLIES	26.40	
	12/09/2024	NAPA	HARDWARE SUPPLIES	-26.40	
	12/09/2024	NAPA	HARDWARE SUPPLIES	26.40	
	17/09/2024	COUPLERS PTY LTD	TUBE	94.49	
	20/09/2024	DMIRS EAST PERTH	APPLICATION FEE	725.00	
	20/09/2024	DMIRS EAST PERTH	APPLICATION FEE	725.00	
	20/09/2024	DMIRS EAST PERTH	APPLICATION FEE	725.00	
	02/10/2024	CARD FEE	CARD FEE	17.00	
2722	15/10/2024	WBC - CORPORATE MASTERCARD - AARON BLAIR			2,508.13
	13/09/2024	SUBWAY BAYSWATER	CATERING FOR STAFF MEETING	68.00	
	16/09/2024	WOOLWORTHS	STAFF AMENITIES AND OFFICE SUPPLIES	330.55	
	16/09/2024	O'BRIEN GLASS INDUSTRI	REPLACEMENT DAMAGE WINDSCREEN	1,087.24	
	20/09/2024	DMIRS EAST PERTH	APPLICATION FEE	725.00	



**Eastern Metropolitan Regional Council**  
**PURCHASING CARDS AND CREDIT CARDS PAYMENTS LIST**  
**FOR THE MONTH OF OCTOBER 2024**

Cheque / EFT No	Date	Payee		Amount	EFT Amount
2723	26/09/2024	NAPA	BEACON GLOBES AND OFFIC SUPPLIES	179.14	
	27/09/2024	PITSTOP DELI	FOOD FOR STAFF MEETING	101.20	
	02/10/2024	CARD FEE	CARD FEE	17.00	
	15/10/2024	WBC - CORPORATE MASTERCARD - ANH VO			208.38
	06/09/2024	BUNNINGS	HEAVY DUTY EAR MUFF	18.00	
	09/09/2024	BUNNINGS	HEAVY DUTY EAR MUFF	18.00	
	12/09/2024	BUNNINGS	HARDWARE SUPPLIES	19.58	
	29/09/2024	M&WA PTY LTD	STAFF AMENITIES	71.76	
	29/09/2024	M&WA PTY LTD	STAFF AMENITIES	64.04	
2724	02/10/2024	CARD FEE	CARD FEE	17.00	
	15/10/2024	WBC - CORPORATE MASTERCARD - ANNETTE NORTH			2,226.18
	09/09/2024	KMART	OFFICE SUPPLIES	36.00	
	09/09/2024	SUBWAY	FOOD FOR STAFF MEETING	228.00	
	12/09/2024	WESTAIR FILTRATION	HARDWARE SUPPLIES	164.21	
	12/09/2024	TATHYA PTY LTD	CATERING FOR STAFF MEETING	18.81	
	12/09/2024	SWAN VALLEY	CATERING FOR STAFF MEETING	49.10	
	12/09/2024	COLLINS RESTAURANTS	CATERING FOR STAFF MEETING	59.45	
	12/09/2024	COLLINS RESTAURANTS	CATERING FOR STAFF MEETING	75.90	
	12/09/2024	BARBEQUES GALORE AUS	BBQ COVER	69.95	
	19/09/2024	SUN SCREEN AUSTRALIA	REPAIR COST	242.00	
	18/09/2024	EZI* EUREKA 4WD	STAFF TRAINING	1,240.00	
	25/09/2024	SPUD SHED	CATERING FOR STAFF MEETING	25.76	
	02/10/2024	CARD FEE	CARD FEE	17.00	
	15/10/2024	WBC - CORPORATE MASTERCARD - CARMEN EVE SADLEIR			17.00
	02/10/2024	CARD FEE	CARD FEE	17.00	
	15/10/2024	WBC - CORPORATE MASTERCARD - DAVID SCHMIDT			1,661.11
2726	03/09/2024	ZOOM	SUBSCRIPTIONS	57.68	
	04/09/2024	BIGW	INK TONER CARTRIDGE	598.95	
	05/09/2024	WA POLICE CHECK	NATIONAL POLICE CHECK FOR STAFF	63.80	
	13/09/2024	AMAZON	IT SUPPLIES	206.60	
	17/09/2024	OPTUS BILLING	MOBILE BROADBAND	89.00	
	25/09/2024	MELBOURNE IT	RENEWAL INTERNET DOMAIN	176.00	
	25/09/2024	WA POLICE CHECK	NATIONAL POLICE CHECK FOR STAFF	63.80	
	26/09/2024	STARLINK	INTERNET	278.00	
	26/09/2024	UMART ONLINE	IT SUPPLIES	80.00	
	01/10/2024	EXETEL PTY LTD	MONTHLY BROADBAND CHARGES	30.28	
	02/10/2024	CARD FEE	CARD FEE	17.00	
	15/10/2024	WBC - CORPORATE MASTERCARD - ESTHER DELLA FAVORY			473.45
	06/09/2024	BUNNINGS	MATERIAL EXPENSES	96.15	
	17/09/2024	SUSHI HUB	CATERING FOR MEETING	234.00	
	19/09/2024	WOOLWORTHS	CATERING FOR MEETING	29.40	
	19/09/2024	BUNNINGS	MATERIAL EXPENSES	68.62	
	26/09/2024	OFFICEWORKS	OFFICE SUPPLIES	28.28	
2727	02/10/2024	CARD FEE	CARD FEE	17.00	
	15/10/2024	WBC - CORPORATE MASTERCARD - GANGA DEVI			867.00
	03/09/2024	LOCAL GOVERNMENT MANA MT HAWHTORN	STAFF TRAINING	850.00	





**Eastern Metropolitan Regional Council**  
**PURCHASING CARDS AND CREDIT CARDS PAYMENTS LIST**  
**FOR THE MONTH OF OCTOBER 2024**

Cheque / EFT No	Date	Payee		Amount	EFT Amount
	02/10/2024	CARD FEE	CARD FEE	17.00	
2729	15/10/2024	WBC - CORPORATE MASTERCARD - H LIEW			82.06
	04/09/2024	BURSWOOD NOMINEES	PARKING	8.03	
	05/09/2024	BURSWOOD NOMINEES	PARKING	8.03	
	16/09/2024	AUST INSTITUTE	MEMBERSHIP	49.00	
	02/10/2024	CARD FEE	CARD FEE	17.00	
2730	15/10/2024	WBC - CORPORATE MASTERCARD - K NAKHONTHAT			1,413.00
	09/09/2024	CPA CONGRESS	STAFF CONFERENCES	1,396.00	
	02/10/2024	CARD FEE	CARD FEE	17.00	
2731	15/10/2024	WBC - CORPORATE MASTERCARD - MARCUS GEISLER			124.32
	05/09/2024	BURSWOOD NOMINEES	PARKING	40.16	
	06/09/2024	BURSWOOD NOMINEES	PARKING	40.16	
	11/09/2024	WILSON PARKING	PARKING	27.00	
	02/10/2024	CARD FEE	CARD FEE	17.00	
2732	15/10/2024	WBC - CORPORATE MASTERCARD - S FITZPATRICK			50.10
	18/09/2024	VIBE ASCOT	FUEL PURCHASE	35.60	
	24/09/2024	BPAY PAYMENT	REIMBURSEMENT FROM 18/09/2024 TRANSACTION	-2.50	
	02/10/2024	CARD FEE	CARD FEE	17.00	
2733	15/10/2024	WBC - CORPORATE MASTERCARD - SINEAD O'NEILL			17.00
	02/10/2024	CARD FEE	CARD FEE	17.00	
2734	15/10/2024	WBC - CORPORATE MASTERCARD - T BEINHAUER			654.77
	03/09/2024	COLES	STAFF AMENITIES	57.64	
	11/09/2024	MIDLAND MOBILE REPAIRS	TABLET COVER	38.00	
	11/09/2024	KMART	BINS	24.00	
	11/09/2024	COLES	STAFF AMENITIES AND OFFICE SUPPLIES	95.25	
	11/09/2024	PATEL & PATEL BROTHERS	CATERING FOR STAFF MEETING	99.00	
	18/09/2024	COLES	STAFF AMENITIES AND OFFICE SUPPLIES	70.77	
	18/09/2024	POST MIDLAND	POSTAGE	6.75	
	18/09/2024	ALDI STORES	STAFF AMENITIES	38.80	
	25/09/2024	COLES	STAFF AMENITIES AND OFFICE SUPPLIES	108.21	
	27/09/2024	BUNNINGS	KEY CUTS	23.82	
	02/10/2024	COLES	STAFF AMENITIES AND OFFICE SUPPLIES	75.53	
	02/10/2024	CARD FEE	CARD FEE	17.00	
2735	15/10/2024	WBC - CORPORATE MASTERCARD - T ECKSTEIN			569.35
	02/09/2024	OFFICEWORKS	KITCHEN SUPPLIES	76.08	
	02/09/2024	VAUCLUSE	CARDS FOR STAFF FAREWELL	37.97	
	17/09/2024	BABYGIFTBOX.COM.AU	BABY GIFT FOR COUNCILLOR	149.00	
	18/09/2024	WOOLWORTHS	STAFF AMENITIES AND OFFICE SUPPLIES	38.40	
	24/09/2024	GIFTBASKETS.COM.AU	GIFT FOR STAFF	150.90	
	25/09/2024	ANACONDA PTY LTD	STAFF AWARD	100.00	
	02/10/2024	CARD FEE	CARD FEE	17.00	
2736	15/10/2024	WBC - CORPORATE MASTERCARD - W HARRIS			1,174.88
	03/09/2024	GET THE WORD OUT	MEDIA RELEASE COST	219.00	
	06/09/2024	WANEWSDTI	SUBSCRIPTIONS	28.00	
	09/09/2024	GET THE WORD OUT	MEDIA RELEASE COST	219.00	
	11/09/2024	CPP	PARKING	12.12	



**Eastern Metropolitan Regional Council**  
**PURCHASING CARDS AND CREDIT CARDS PAYMENTS LIST**  
**FOR THE MONTH OF OCTOBER 2024**

<b>Cheque / EFT No</b>	<b>Date</b>	<b>Payee</b>		<b>Amount</b>	<b>EFT Amount</b>
	12/09/2024	SQSP* COMPUTER PROGRAMMING	SUBSCRIPTIONS	217.53	
	12/09/2024	WHOLESALE APPAREL	MARKETING COST	527.47	
	15/09/2024	MAILCHIMP	MONTHLY SUBSCRIPTION	97.47	
	15/09/2024	FAIRFAX SUBSCRIPTION	MONTHLY SUBSCRIPTION	64.99	
	02/10/2024	CARD FEE	CARD FEE	17.00	
	03/07/2024	AIRTRADE.COM	MARKETING COST REFUND	-3,344.04	
	12/07/2024	WANEWSDTI	MONTHLY SUBSCRIPTION	28.00	
	15/07/2024	FAIRFAX SUBSCRIPTION	MONTHLY SUBSCRIPTION	64.99	
	15/07/2024	MAILCHIMP	MONTHLY SUBSCRIPTION	96.60	
	05/08/2024	FACEBK*	ADVERTISING COSTS	515.00	
	12/08/2024	WANEWSDTI	MONTHLY SUBSCRIPTION	28.00	
	12/08/2024	FACEBK*	ADVERTISING COSTS	515.00	
	15/08/2024	FAIRFAX SUBSCRIPTION	MONTHLY SUBSCRIPTION	64.99	
	16/08/2024	MAILCHIMP	MONTHLY SUBSCRIPTION	98.90	
	22/08/2024	GS1 AUSTRALIA	ANNUAL MEMBERSHIP	1,568.68	
	26/08/2024	FACEBK*	ADVERTISING COSTS	125.07	
	29/08/2024	CPP	PARKING	11.11	
2737	15/10/2024	WBC - CORPORATE MASTERCARD - Z WILLIAMSON			1,780.69
	04/09/2024	FRENERGY MAGNETS	NEW MINOR PLANT	919.00	
	09/09/2024	WOOLWORTHS	STAFF AMENITIES AND OFFICE SUPPLIES	237.47	
	10/09/2024	HENDERSON HOSE	HARDWARE SUPPLIES	121.09	
	24/09/2024	WOOLWORTHS	STAFF AMENITIES	252.72	
	30/09/2024	WOOLWORTHS	STAFF AMENITIES AND OFFICE SUPPLIES	233.41	
	02/10/2024	CARD FEE	CARD FEE	17.00	
		<b>TOTAL</b>			<b>18,668.52</b>

## **14.2 FINANCIAL REPORT FOR THE PERIOD ENDING 31 OCTOBER 2024**

**D2024/30041**

### **PURPOSE OF REPORT**

The purpose of this report is to provide Council with an overview of the EMRC's financial performance for the period ended 31 October 2024.

### **KEY POINT(S)**

- Significant year to date budget variances greater than 10% or \$20,000, whichever is the greater, within each nature and type category on the Statement of Comprehensive Income as at 31 October 2024 have been identified and are reported on in the body of the report.
- The Financial Reports are unaudited and may be subject to amendments as a result of any audit adjustments.

### **RECOMMENDATION(S)**

That Council receives the Statement of Comprehensive Income, Capital Expenditure Statement, Statement of Financial Position, Statement of Cash and Investments, Statement of Financial Activity and the Investment Report for the period ended 31 October 2024.

### **SOURCE OF REPORT**

Chief Financial Officer

### **BACKGROUND**

- 1 It is a requirement of the *Local Government (Financial Management) Regulations 1996* (r.34) that a Local Government is to prepare and present to Council financial reports in such a form as the Local Government considers to be appropriate.
- 2 Submitted to each meeting of Council is a financial report and summaries which provide an overview of year to date budget performance for operating activities and capital works. Variances greater than 10% or \$20,000, whichever is the greater, within each nature and type category on the Statement of Comprehensive Income are reported on in the body of the report. Also included are end of year forecasts by nature and type for operating activities and end of year forecasts for each capital works project. These forecasts are reviewed regularly in order to provide an accurate forecast of the end of year result.

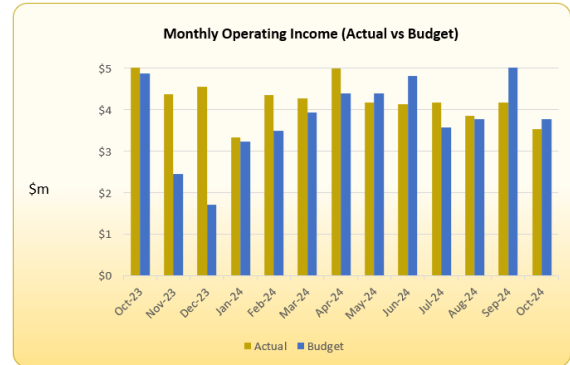
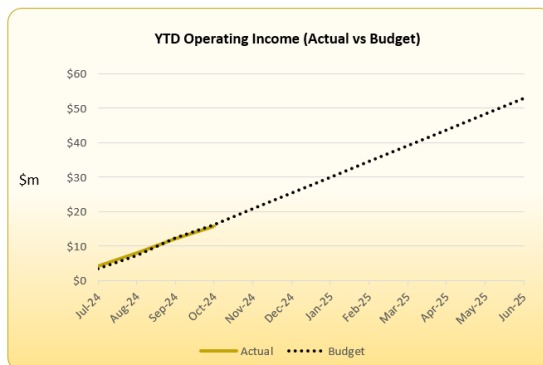
### **REPORT**

- 3 Outlined below are financial statements for the period ended 31 October 2024. Where possible the year to date monthly budget allocations will be reviewed in order to match the appropriate timing for the various projects budgeted to be undertaken. This will provide a better comparison between the year to date actual and year to date budget figures.

## Statement of Comprehensive Income - Nature and Type (refer Attachment 1)

- 4 The net operating result as at 31 October 2024 is a favourable variance of \$77,116 (2.24%) against budget. The following information is provided on key aspects of Council's year to date financial performance:

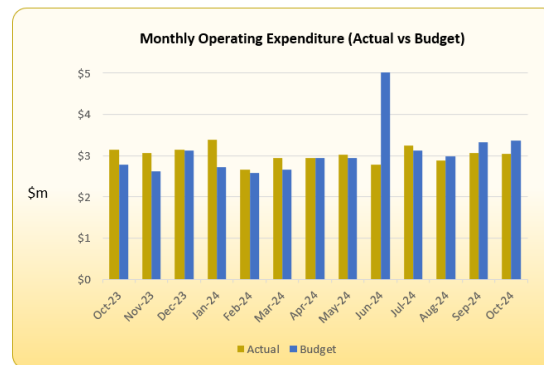
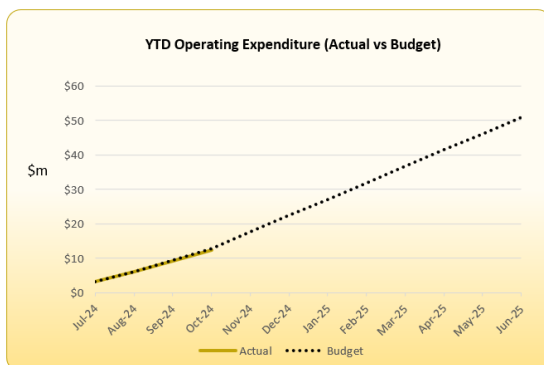
<b>Operating Income</b>	Actuals for the Year	An unfavourable variance of \$488,573 (3.01%)
	End of Year Forecasts	As per budget – not yet due to be reviewed.



## Operating Income Variances Previously Reported to Council

- 5 Net User Charges of \$10,750,396 is below the budget by \$2,045,616 (15.99%). The variance is attributed to lower Class IV tonnages received than anticipated.
- 6 Interest on Municipal Cash Investments of \$936,423 is above the budget by \$882,239 (1,628.23%) due to the higher investment rate achieved (4.97% average interest vs 4.43% budgeted) and higher available funds for investments.
- 7 Reimbursement is above the budget by \$136,032 (19.87%). The major variances relate to an insurance reimbursement payout of \$124,740 for the Plant and an insurance reimbursement for repairs totalling \$50,340 for the Plant.
- 8 Other Income of \$1,790,713 is above the budget by \$642,717 (55.99%) primarily due to additional revenue generated from Australian Carbon Credit Units (ACCU's) through the agreement with Landfill Gas and Power.
- 9 There were no further significant Operating Income variances as at 31 October 2024.

<b>Operating Expenditure</b>	Actuals for the Year	An underspend variance of \$565,689 (4.42%)
	End of Year Forecasts	As per budget – not yet due to be reviewed.



### Operating Expenditure Variances Previously Reported to Council

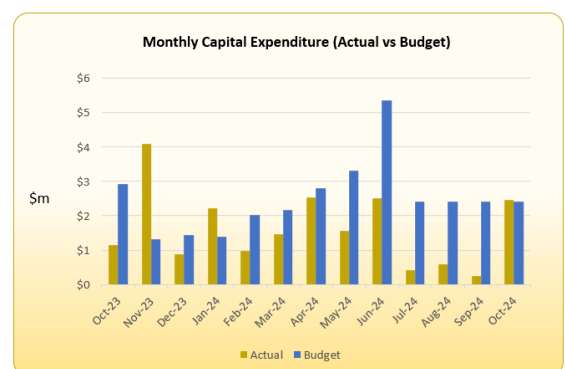
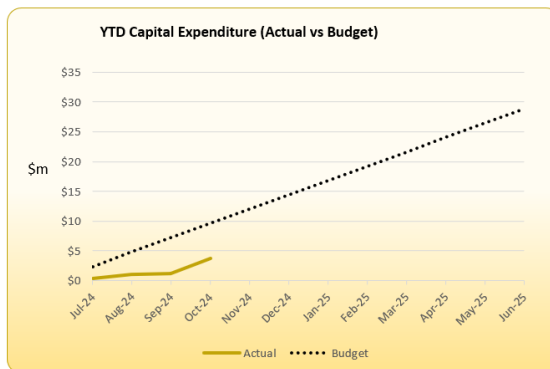
- 10 Contract Expenses is \$370,716 (13.24%) lower than the budget. The variance is attributed to lower consulting fees spent in Waste Environmental and lower contract material and labour expenses spent in Waste Transfer Station compared to the budgeted amounts.
- 11 Material Expenses of \$519,483 is \$122,343 (19.06%) lower than budget of \$641,826 due to the timing of variance projects from different business units. Areas where the expenditures are lower than budget for various business units include the Office of the CEO (\$47,682), Business Support (\$30,617), Sustainability (\$7,623) and Operations (\$36,421).
- 12 Utility Expenses is \$27,587 (16.51%) below the budget of \$167,120. The major variance is due to lower costs of water consumption and service charges for Hazelmere Resource Recovery Park.
- 13 Fuel Expenses of \$550,715 is \$110,021 (16.65%) below the budget. The variance is attributed to lower purchase price of diesel fuel compared to budget.
- 14 Insurance Expenses is \$126,940 (62.67%) above the budget of \$202,540 due to adjustment charges received for insurance premium for Waste Transfer Station from previous financial year.
- 15 Miscellaneous Expenses is below the budget by \$180,295 (19.08%) due to the timing of variance projects from different business units. Areas where the expenditures are lower than budget for various business units include Business Support (\$44,512), Sustainability (\$41,505) and Operations (\$97,308). This is offset by the variance in the Office of the CEO of \$3,030.
- 16 Provision Expenses is \$294,575 (151.39%) above the budget of \$194,584. This non-cash flow is related to Post Closure Site Rehabilitation and Environmental Monitoring provisions. The variance is attributed to the delay in East Rockingham Waste to Energy project and additional Class III tonnages received from member Councils, commercial customers and non-member Council during the month.
- 17 There were no further significant Operating Expenditure variances as at 31 October 2024.

<b>Other Comprehensive Income</b>	Actuals for the Year	Nil
	End of Year Forecasts	Nil

- 18 There were no significant Other Comprehensive Income variances as at 31 October 2024.

### Capital Expenditure Statement (refer Attachment 2)

Capital Expenditure	Actuals for the Year	An underspend variance of \$5,898,245
	End of Year Forecasts	As per budget – not yet due to be reviewed.



### Capital Expenditure Variances

- 19 An underspend variance of 5,898,245 existed as at 31 October 2024 when compared to the budget of \$9,611,484.
- 20 Capital expenditure totalling \$3,713,239 with the major capital expenditure being undertaken on the following:
- Purchase / Replace Plant - RHWMF - \$1,950,051;
  - Construct Class III Cell Stage 17 - RHWMF - \$448,301;
  - Purchase / Replace Plant - HRRP - \$216,893;
  - Purchase / Replace Other Equipment - RHWMF - \$200,061;
  - FOGO Picking Station - RHWMF - \$167,172;
  - Purchase / Replace Minor Plant and Equipment - RHWMF - \$148,464;
  - Purchase / Replace Vehicles - RHWMF - \$146,466;
  - Construct Wood Waste to Energy Building - HRRP - \$133,561;
  - Construct Class III Cell Stage 18 - RHWMF - \$83,435;
  - Purchase Vehicles - Ascot - \$54,262;
  - Refurbish Plant - RHWMF - \$50,055 and;
  - Purchase FOGO Processing Plant - RHWMF - \$28,143.
- 21 As end of year forecasts are yet to be reviewed, the forecast balances as at 31 October 2024 are as per the budget estimates.

### Statement of Financial Position (refer Attachment 3)

- 22 The Statement of Financial Position shows the overall impact of actual balances compared with budget provisions and end of year forecasts for operating and capital works activities.
- 23 Total Equity as at 31 October 2024 totals \$162,058,481. This is an increase of \$3,519,013 from the 30 June 2024 equity of \$158,539,468.
- 24 As end of year forecasts are yet to be reviewed, the forecast balances as at 31 October 2024 are as per the budget estimates.

#### Statement of Cash and Investments (refer Attachment 4)

- 25 The level of cash and investments in the Municipal Fund as at 31 October 2024 is \$30,256,220 and Restricted Cash amount to \$47,424,855.
- 26 The net movement for the month is a decrease of \$9,689,789.
- 27 As end of year forecasts are yet to be reviewed, the forecast balances as at 31 October 2024 are as per the budget estimates.

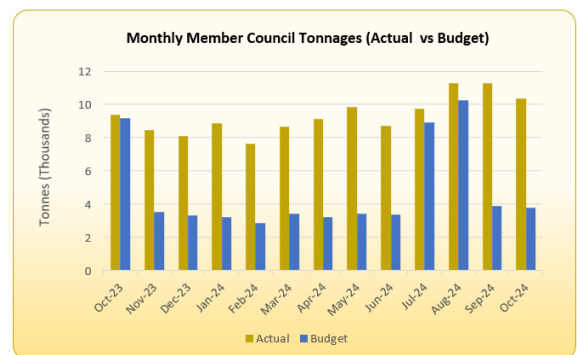
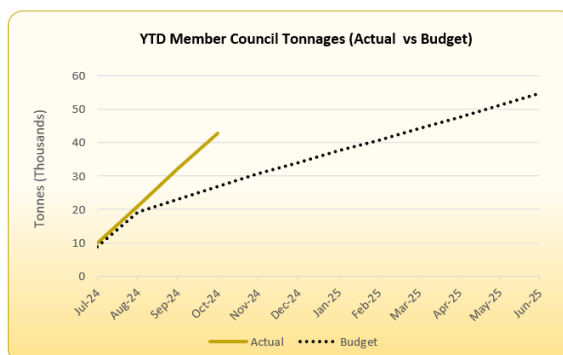
#### Statement of Financial Activity (refer Attachment 5)

- 28 The Statement of Financial Activity combines information from other report to include Operating Revenue and Expenditure, Capital Income and Expenditure, and transfers to and from reserves.
- 29 The explanation of material variances can be found in the paragraphs under the "Statement of Comprehensive Income - Nature and Type" section.

#### Investment Report (refer Attachment 6)

- 30 Term deposits valued at \$36,500,000 matured during October 2024 of which \$23,000,000 was reinvested into further term deposits.

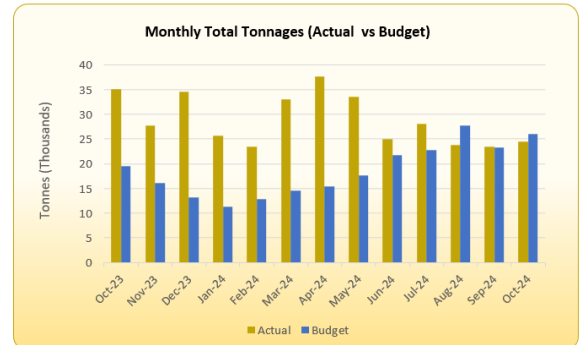
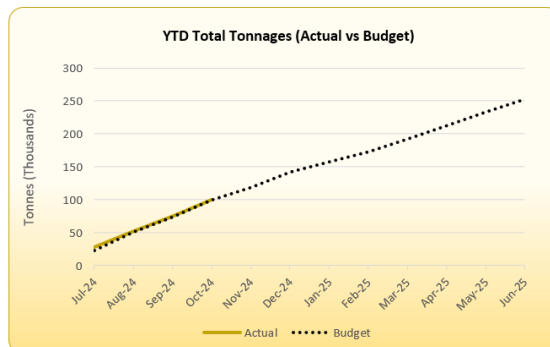
#### Red Hill Tonnages - Member Councils



- 31 Tonnages received from Member Councils at Red Hill Waste Management Facility were 42,607 tonnes compared to the budget of 26,818 tonnes.
- 32 This compared with 38,000 tonnes in the previous corresponding period. The main variance is due to additional FOGO tonnages received from Shire of Mundaring and City of Swan.



### Red Hill Tonnages – Total Tonnages



- 33 Total Red Hill tonnages received from all sources were 99,886 tonnes compared to the budget of 99,861 tonnes. The current percentage between commercial customers and member Council is 57.34% and 42.66% respectively.
- 34 As at the same period in 2023/2024 tonnages received from all sources totalled 121,335 tonnes.

### STRATEGIC/POLICY IMPLICATIONS

- 35 Reporting on EMRC Strategic Policy implications align with the revised Strategic Plan 2017-2027 and the Sustainability Strategy.

### FINANCIAL IMPLICATIONS

- 36 As outlined within the report and attachments.

### SUSTAINABILITY IMPLICATIONS

- 37 Nil

### RISK MANAGEMENT

Risk		
Consequence	Likelihood	Rating
Moderate	Unlikely	Moderate
Action/Strategy		
<ul style="list-style-type: none"> <li>➤ The financial report is scrutinised by the EMRC Council to ensure that all statutory requirements are met.</li> <li>➤ Internal Audit reviews to ensure compliance with Financial Regulations.</li> <li>➤ External Audit confirms compliance.</li> </ul>		





## MEMBER COUNCIL IMPLICATIONS

Member Council	Implication Details
Town of Bassendean	Nil
City of Bayswater	
Shire of Mundaring	
City of Swan	

## ATTACHMENT(S)

1. Statement of Comprehensive Income by Nature and Type (D2024/30042)
2. Capital Expenditure Statement (D2024/30043)
3. Statement of Financial Position (D2024/30044)
4. Statement of Cash and Investments (D2024/30045)
5. Statement of Financial Activity (D2024/30046)
6. Investment Report (D2024/30047)

## VOTING REQUIREMENT

Simple Majority

## RECOMMENDATION(S)

That Council receives the Statement of Comprehensive Income, Capital Expenditure Statement, Statement of Financial Position, Statement of Cash and Investments, Statement of Financial Activity and the Investment Report for the period ended 31 October 2024.

## COUNCIL RESOLUTION(S)

MOVED

SECONDED



## STATEMENT OF COMPREHENSIVE INCOME

### Nature and Type

Year to Date			October 2024		Full Year		
Actual	Budget	Variance			Forecast	Budget	Variance
<b>Operating Income</b>							
\$17,719,161	\$19,881,037	(\$2,161,876)	(U)	User Charges	\$61,982,317	\$61,982,317	\$0 (F)
(\$6,968,765)	(\$7,085,025)	\$116,260	(F)	<u>Less</u> Landfill Levy Charges	(\$19,191,980)	(\$19,191,980)	\$0 (F)
\$10,750,396	\$12,796,012	(\$2,045,616)	(U)	Net User Charges	\$42,790,337	\$42,790,337	\$0 (F)
\$304,140	\$307,262	(\$3,122)	(U)	Special Charges	\$833,406	\$833,406	\$0 (F)
\$619,322	\$688,076	(\$68,754)	(U)	Secondary Waste Charge	\$1,181,382	\$1,181,382	\$0 (F)
\$0	\$0	\$0	(F)	Contributions	\$88,726	\$88,726	\$0 (F)
\$9,000	\$10,000	(\$1,000)	(U)	Operating Grants	\$128,300	\$128,300	\$0 (F)
\$936,423	\$54,184	\$882,239	(F)	Interest Municipal Cash Investments	\$162,568	\$162,568	\$0 (F)
\$406,712	\$439,132	(\$32,420)	(U)	Interest Restricted Cash Investments	\$1,317,456	\$1,317,456	\$0 (F)
\$820,496	\$684,464	\$136,032	(F)	Reimbursements	\$2,053,456	\$2,053,456	\$0 (F)
\$1,790,713	\$1,147,996	\$642,717	(F)	Other	\$4,050,005	\$4,050,005	\$0 (F)
\$109,682	\$108,331	\$1,351	(F)	Proceeds from Sale of Assets	\$325,000	\$325,000	\$0 (F)
<b>\$15,746,884</b>	<b>\$16,235,457</b>	<b>(\$488,573)</b>	<b>(U)</b>	<b>Total Operating Income</b>	<b>\$52,930,636</b>	<b>\$52,930,636</b>	<b>\$0 (F)</b>
<b>Operating Expenditure</b>							
\$4,938,681	\$5,181,612	\$242,931	(F)	Salary Expenses	\$16,790,286	\$16,790,286	\$0 (F)
\$2,428,539	\$2,799,255	\$370,716	(F)	Contract Expenses	\$11,497,412	\$11,497,412	\$0 (F)
\$519,483	\$641,826	\$122,343	(F)	Material Expenses	\$2,064,709	\$2,064,709	\$0 (F)
\$139,533	\$167,120	\$27,587	(F)	Utility Expenses	\$514,621	\$514,621	\$0 (F)
\$550,715	\$660,736	\$110,021	(F)	Fuel Expenses	\$1,989,418	\$1,989,418	\$0 (F)
\$0	\$0	\$0	(F)	Interest Expenses	\$0	\$0	\$0 (F)
\$329,480	\$202,540	(\$126,940)	(U)	Insurance Expenses	\$610,639	\$610,639	\$0 (F)
\$1,901,930	\$1,820,744	(\$81,186)	(U)	Depreciation Expenses	\$5,462,583	\$5,462,583	\$0 (F)
\$764,671	\$944,966	\$180,295	(F)	Miscellaneous Expenses	\$11,180,783	\$11,180,783	\$0 (F)
\$489,159	\$194,584	(\$294,575)	(U)	Provision Expenses	\$617,260	\$617,260	\$0 (F)
(\$846)	(\$348)	\$498	(F)	Costs Allocated	\$0	\$0	\$0 (F)
\$166,526	\$180,525	\$13,999	(F)	Carrying Amount of Assets Disposed Of	\$251,761	\$251,761	\$0 (F)
<b>\$12,227,871</b>	<b>\$12,793,560</b>	<b>\$565,689</b>	<b>(F)</b>	<b>Total Operating Expenditure</b>	<b>\$50,979,472</b>	<b>\$50,979,472</b>	<b>\$0 (F)</b>
<b>\$3,519,013</b>	<b>\$3,441,897</b>	<b>\$77,116</b>	<b>(F)</b>	<b>NET RESULT BEFORE OTHER COMPREHENSIVE INCOME</b>	<b>\$1,951,164</b>	<b>\$1,951,164</b>	<b>\$0 (F)</b>
Surplus	Surplus				Surplus	Surplus	
<b>Other Comprehensive Income</b>							
\$0	\$0	\$0	(F)	Revaluation of Assets/Accumulated Depreciation Reversal	\$0	\$0	\$0 (F)
<b>\$0</b>	<b>\$0</b>	<b>\$0</b>	<b>(F)</b>	<b>Total Other Comprehensive Income</b>	<b>\$0</b>	<b>\$0</b>	<b>\$0 (F)</b>
<b>\$3,519,013</b>	<b>\$3,441,897</b>	<b>\$77,116</b>	<b>(F)</b>	<b>CHANGE IN NET ASSETS FROM OPERATIONS</b>	<b>\$1,951,164</b>	<b>\$1,951,164</b>	<b>\$0 (F)</b>
Surplus	Surplus				Surplus	Surplus	

## Notes:

1. User Charges - include member Councils and casual users pertaining to waste, risk management and environmental services fees and charges;
2. Special Charges - Waste Education Levy;
3. Contributions - member Councils' contributions to projects and services;
4. Operating Grants - grant income predominantly from government agencies; and
5. Other Operating Income - includes income from the sale of products;

(F) denotes Favourable variance and (U) denotes Unfavourable variance



CAPITAL EXPENDITURE STATEMENT

OCTOBER 2024

Year to Date			On Order	Full Year			
Actual	Budget	Variance		Forecast	Budget	Variance	
CEO's Team							
\$0	\$25,000	\$25,000	\$48,975	Purchase Information Technology & Communication Equipment - Councillors ( 24550/01 )	\$75,000	\$75,000	\$0
\$0	\$25,000	\$25,000	\$48,975		\$75,000	\$75,000	\$0



# CAPITAL EXPENDITURE STATEMENT

OCTOBER 2024

Year to Date			On Order		Full Year		
Actual	Budget	Variance			Forecast	Budget	Variance
Business Support							
\$15,429	\$17,864	\$2,435	\$0	Extend Ascot PV & EV Charging ( 24399/28 )	\$53,603	\$53,603	\$0
\$54,263	\$45,332	(\$8,931)	\$56,253	Purchase Vehicles - Ascot Place ( 24440/00 )	\$136,000	\$136,000	\$0
\$0	\$83,332	\$83,332	\$0	Purchase Vehicles - Ascot Place (Electric Vehicles) ( 24440/01 )	\$250,000	\$250,000	\$0
\$0	\$3,332	\$3,332	\$0	Purchase Furniture Fittings & Equipment - Corporate Services ( 24510/01 )	\$10,000	\$10,000	\$0
\$0	\$130,664	\$130,664	\$0	Purchase Information Technology & Communication Equipment ( 24550/00 )	\$392,000	\$392,000	\$0
\$0	\$6,664	\$6,664	\$0	Capital Improvement Administration Building - Ascot Place ( 25240/01 )	\$20,000	\$20,000	\$0
\$0	\$1,716	\$1,716	\$0	Upgrade Security Equipment - Ascot Place ( 25530/01 )	\$5,150	\$5,150	\$0
\$69,692	\$288,904	\$219,212	\$56,253		\$866,753	\$866,753	\$0

# CAPITAL EXPENDITURE STATEMENT

OCTOBER 2024

Year to Date			On Order	Full Year			
Actual	Budget	Variance		Forecast	Budget	Variance	
Operations Team							
\$0	\$83,332	\$83,332	\$0	Construct Waste Management Facility Buildings - Red Hill Landfill Facility ( 24250/01 )	\$250,000	\$250,000	\$0
\$133,561	\$436,760	\$303,199	\$816,665	Construct Wood Waste to Energy Building - HRRP ( 24259/05 )	\$1,310,291	\$1,310,291	\$0
\$0	\$10,000	\$10,000	\$0	Construct Community Recycling Centre (CRC) - HRRP ( 24259/06 )	\$30,000	\$30,000	\$0
\$16,860	\$100,000	\$83,140	\$33,477	Construct Waste Transfer Station - HRRP ( 24259/10 )	\$300,000	\$300,000	\$0
\$0	\$3,332	\$3,332	\$0	Construct Weighbridge Office - Hazelmere ( 24259/12 )	\$10,000	\$10,000	\$0
\$0	\$33,332	\$33,332	\$0	Upgrade Power Supply to Workshop No 2 - Red Hill Landfill Facility ( 24259/15 )	\$100,000	\$100,000	\$0
(\$236)	\$500,000	\$500,236	\$12,000	Install Power Supply to Lots 8 9 & 10 - Red Hill Landfill Facility ( 24259/16 )	\$1,500,000	\$1,500,000	\$0
\$0	\$0	\$0	\$0	Construct Wood Waste to Energy Building (Commissioning) - HRRP ( 24259/18 )	\$0	\$0	\$0
\$0	\$173,332	\$173,332	\$0	Construct Wood Waste to Energy Dry Char Storage Facility - HRRP ( 24259/19 )	\$520,000	\$520,000	\$0
\$0	\$100,000	\$100,000	\$0	Wood Waste to Energy Plant - Fire Protection - HRRP ( 24259/22 )	\$300,000	\$300,000	\$0
\$0	\$50,000	\$50,000	\$0	Construct New Power Station - Redhill Landfill Facility ( 24259/23 )	\$150,000	\$150,000	\$0
\$448,301	\$0	(\$448,301)	\$80,000	Construct Class III Cell Stage 17 - Red Hill Landfill Facility ( 24310/21 )	\$0	\$0	\$0
\$83,435	\$1,883,332	\$1,799,897	\$276,159	Construct Class III Cell Stage 18 - Red Hill Landfill Facility ( 24310/22 )	\$5,650,000	\$5,650,000	\$0

# CAPITAL EXPENDITURE STATEMENT

OCTOBER 2024

Year to Date			On Order	Full Year			
Actual	Budget	Variance		Forecast	Budget	Variance	
Operations Team							
\$0	\$33,332	\$33,332	\$0	Design and Construct Class IV Cell Stage 2 - Red Hill Landfill Facility ( 24330/04 )	\$100,000	\$100,000	\$0
\$3,728	\$50,000	\$46,273	\$44,710	Design and Construct Class IV Cell Stage 3 - Red Hill Landfill Facility ( 24330/05 )	\$150,000	\$150,000	\$0
\$0	\$158,332	\$158,332	\$0	Construct Leachate and Stormwaste Infrastructure and Siltation Ponds - Red Hill Landfill Facility ( 24350/01 )	\$475,000	\$475,000	\$0
\$218	\$0	(\$218)	\$0	Leachate Pond Deepening - Red Hill Landfill Facility ( 24350/02 )	\$0	\$0	\$0
\$0	\$83,332	\$83,332	\$0	Construct Roads / Carparks - Red Hill Landfill Facility ( 24370/00 )	\$250,000	\$250,000	\$0
\$0	\$110,000	\$110,000	\$0	Construct Access Road to Lots 8 9 10 - Red Hill Landfill Facility ( 24370/02 )	\$330,000	\$330,000	\$0
\$0	\$33,332	\$33,332	\$0	Construct Drainage Diversion and Earthworks Infrastructures - Red Hill Landfill Facility ( 24380/00 )	\$100,000	\$100,000	\$0
\$0	\$73,328	\$73,328	\$0	Construct Drainage Works to Lots 8 9 10 - Red Hill Landfill Facility ( 24380/01 )	\$220,000	\$220,000	\$0
\$0	\$10,000	\$10,000	\$0	Construct Litter Fence - Redhill Landfill Facility ( 24394/05 )	\$30,000	\$30,000	\$0
\$9,550	\$256,664	\$247,114	\$0	Construct FOGO Processing Area - Red Hill Landfill Facility ( 24395/05 )	\$770,000	\$770,000	\$0
\$0	\$13,328	\$13,328	\$0	Undertake FOGO Reference Site Tours ( 24395/06 )	\$40,000	\$40,000	\$0
\$0	\$69,996	\$69,996	\$4,545	Implementation of the FOGO Recovery Strategy ( 24395/07 )	\$210,000	\$210,000	\$0
\$167,172	\$84,700	(\$82,472)	\$0	FOGO Picking Station - Red Hill Landfill Facility ( 24395/11 )	\$254,105	\$254,105	\$0



# CAPITAL EXPENDITURE STATEMENT

OCTOBER 2024

Year to Date			On Order	Full Year			
Actual	Budget	Variance		Forecast	Budget	Variance	
Operations Team							
\$0	\$33,332	\$33,332	\$0	Construct Monitoring Bores - Red Hill Landfill Facility ( 24396/00 )	\$100,000	\$100,000	\$0
\$26,566	\$33,332	\$6,766	\$28,255	Project & Engineering Hazelmere - Construct Other ( 24399/03 )	\$100,000	\$100,000	\$0
\$0	\$16,664	\$16,664	\$0	Construct Storage Bunkers for Wood Fines (QA process) - Hazelmere ( 24399/09 )	\$50,000	\$50,000	\$0
(\$5,733)	\$66,664	\$72,397	\$0	Air Supply lines - Waste Management Structures - Red Hill Landfill Facility ( 24399/10 )	\$200,000	\$200,000	\$0
\$5,520	\$200,000	\$194,480	\$200,630	Wood Waste to Energy Utilities/Infrastructure - HRRP ( 24399/11 )	\$600,000	\$600,000	\$0
\$0	\$33,332	\$33,332	\$0	Develop Lots 8 9 & 10 For Future Waste Activities - Red Hill Landfill Facility ( 24399/19 )	\$100,000	\$100,000	\$0
\$0	\$166,664	\$166,664	\$0	Gas Extraction System Wells - Red Hill Landfill Facility ( 24399/20 )	\$500,000	\$500,000	\$0
\$0	\$1,309,268	\$1,309,268	\$0	Air Pollution Control Residue Facility (APCR) - Red Hill Landfill Facility ( 24399/21 )	\$3,927,815	\$3,927,815	\$0
\$4,000	\$0	(\$4,000)	\$0	Extension of Sewer Line from WWtE to Sewer Sump & existing ATU - Hazelmere ( 24399/23 )	\$0	\$0	\$0
\$0	\$33,332	\$33,332	\$0	Noise Barrier for Hammer Mill - HRRP ( 24399/26 )	\$100,000	\$100,000	\$0
\$2,460	\$0	(\$2,460)	\$0	Sewer Line connection to Talloman - HRRP ( 24399/30 )	\$0	\$0	\$0
\$0	\$33,332	\$33,332	\$0	Red Hill Project - Others/ Emergency ( 24399/31 )	\$100,000	\$100,000	\$0
\$0	\$50,000	\$50,000	\$0	Design and Construct Air Pollution Control Residue Facility (APCR) Monocell - Red Hill Landfill Faci ( 24399/32 )	\$150,000	\$150,000	\$0



# CAPITAL EXPENDITURE STATEMENT

OCTOBER 2024

Year to Date			On Order		Full Year		
Actual	Budget	Variance			Forecast	Budget	Variance
Operations Team							
\$1,950,051	\$566,664	(\$1,383,387)	\$0	Purchase / Replace Plant - Red Hill Landfill Facility ( 24410/00 )	\$1,700,000	\$1,700,000	\$0
\$216,893	\$789,920	\$573,027	\$490,301	Purchase / Replace Plant - Hazelmere ( 24410/01 )	\$2,369,760	\$2,369,760	\$0
\$1,434	\$110,000	\$108,566	\$0	Purchase Wood Waste to Energy Plant & Equipment - HRRP ( 24410/03 )	\$330,000	\$330,000	\$0
\$28,143	\$113,332	\$85,189	\$6,850	Purchase FOGO Processing Plant - Red Hill Landfill Facility ( 24410/10 )	\$340,000	\$340,000	\$0
\$6,754	\$60,000	\$53,246	\$0	Regional Waste Collection Project - Plant Purchases ( 24410/14 )	\$180,000	\$180,000	\$0
\$0	\$358,000	\$358,000	\$0	Air Pollution Control Residue Facility (APCR) Plant & Equipment - Red Hill Landfill Facility ( 24410/15 )	\$1,074,000	\$1,074,000	\$0
\$0	\$169,996	\$169,996	\$0	Regional Waste Collection Project - Bulk Verge for Bassendean and Mundaring ( 24410/16 )	\$510,000	\$510,000	\$0
\$148,464	\$114,000	(\$34,464)	\$0	Purchase / Replace Minor Plant and Equipment-Red Hill Landfill Facility ( 24420/00 )	\$342,000	\$342,000	\$0
(\$176)	\$11,332	\$11,508	\$3,914	Purchase / Replace Minor Plant and Equipment - Hazelmere ( 24420/02 )	\$34,000	\$34,000	\$0
\$0	\$83,332	\$83,332	\$0	Purchase Wheel Wash - Red Hill Landfill Facility ( 24420/08 )	\$250,000	\$250,000	\$0
\$146,466	\$96,332	(\$50,134)	\$0	Purchase / Replace Vehicles - Red Hill Landfill Facility ( 24430/00 )	\$289,000	\$289,000	\$0
\$0	\$3,332	\$3,332	\$0	Purchase Fire Fighting System/Equipment - Hazelmere ( 24520/07 )	\$10,000	\$10,000	\$0
\$0	\$20,000	\$20,000	\$0	Purchase / Replace Security System - Red Hill Waste Management Facility ( 24530/08 )	\$60,000	\$60,000	\$0





# CAPITAL EXPENDITURE STATEMENT

OCTOBER 2024

Year to Date			On Order	Full Year			
Actual	Budget	Variance		Forecast	Budget	Variance	
Operations Team							
\$0	\$2,000	\$2,000	\$0	Purchase Information Technology & Communication Equipment - Projects ( 24550/02 )	\$6,000	\$6,000	\$0
\$0	\$11,332	\$11,332	\$0	Purchase Information Technology & Communication Equipment - Hazelmere ( 24550/03 )	\$34,000	\$34,000	\$0
\$0	\$2,000	\$2,000	\$0	Purchase Information Technology & Communication Equipment - Red Hill Admin ( 24550/05 )	\$6,000	\$6,000	\$0
\$0	\$2,000	\$2,000	\$0	Purchase Information Technology & Communication Equipment - Red Hill Weighbridge ( 24550/06 )	\$6,000	\$6,000	\$0
\$200,061	\$33,332	(\$166,729)	\$12,181	Purchase / Replace Other Equipment - Red Hill Landfill Facility ( 24590/00 )	\$100,000	\$100,000	\$0
\$0	\$3,332	\$3,332	\$8,250	Purchase / Replace Miscellaneous Equipment - Hazelmere ( 24590/02 )	\$10,000	\$10,000	\$0
\$0	\$333,332	\$333,332	\$0	Purchase Evaporators - Solar Generator - Red Hill Landfill Facility ( 24590/12 )	\$1,000,000	\$1,000,000	\$0
\$0	\$33,332	\$33,332	\$0	Purchase Gas Analyser (Methane) - Redhill Landfill Facility ( 24590/13 )	\$100,000	\$100,000	\$0
\$0	\$1,664	\$1,664	\$0	Purchase Office Furniture and Fittings - Hazelmere Office ( 24610/10 )	\$5,000	\$5,000	\$0
\$0	\$3,332	\$3,332	\$0	Purchase Furniture and Fittings - Hazelmere Workshop ( 24610/11 )	\$10,000	\$10,000	\$0
\$50,055	\$50,000	(\$55)	\$0	Refurbish Plant - Red Hill Landfill Facility ( 25410/00 )	\$150,000	\$150,000	\$0
\$3,643,547	\$9,297,580	\$5,654,033	\$2,017,938		\$27,892,971	\$27,892,971	\$0



CAPITAL EXPENDITURE STATEMENT

OCTOBER 2024

Year to Date			On Order		Full Year		
Actual	Budget	Variance			Forecast	Budget	Variance
\$3,713,239	\$9,611,484	\$5,898,245	\$2,123,167	TOTAL CAPITAL EXPENDITURE	\$28,834,724	\$28,834,724	\$0



# STATEMENT OF FINANCIAL POSITION

## OCTOBER 2024

Actual June 2024	Actual Year to Date	(F) = Favourable variation (U) = Unfavourable variation	Full Year		
			Forecast	Budget	Variance
Current Assets					
\$27,350,538	\$1,681,075	Cash and Cash Equivalents	\$1,186,472	\$1,186,472	\$0 (F)
\$60,500,000	\$76,000,000	Investments	\$26,019,318	\$26,019,318	\$0 (F)
\$6,249,406	\$6,016,961	Trade and Other Receivables	\$2,988,058	\$2,988,058	\$0 (F)
\$133,919	\$128,186	Inventories	\$39,035	\$39,035	\$0 (F)
\$37,493	\$513,594	Other Assets	\$67,382	\$67,382	\$0 (F)
\$94,271,356	\$84,339,816	Total Current Assets	\$30,300,265	\$30,300,265	\$0 (F)
Current Liabilities					
\$19,582,923	\$5,316,915	Trade and Other Payables	\$6,201,968	\$6,201,968	\$0 (F)
\$21,000,517	\$53,689,808	Provisions*	\$2,009,781	\$2,009,781	\$0 (F)
\$40,583,440	\$59,006,723	Total Current Liabilities	\$8,211,749	\$8,211,749	\$0 (F)
\$53,687,916	\$25,333,093	Net Current Assets	\$22,088,516	\$22,088,516	\$0 (F)
Non Current Assets					
\$47,850,257	\$47,850,257	Land	\$47,850,257	\$47,850,257	\$0 (F)
\$20,492,681	\$20,241,215	Buildings	\$34,189,308	\$34,189,308	\$0 (F)
\$18,468,960	\$18,164,183	Structures	\$51,020,474	\$51,020,474	\$0 (F)
\$15,494,923	\$16,663,217	Plant	\$26,422,357	\$26,422,357	\$0 (F)
\$461,077	\$391,471	Equipment	\$3,935,059	\$3,935,059	\$0 (F)
\$150,905	\$143,004	Furniture and Fittings	\$217,802	\$217,802	\$0 (F)
\$38,867,973	\$39,978,209	Work in Progress	\$17,536,763	\$17,536,763	\$0 (F)
\$141,786,776	\$143,431,556	Total Non Current Assets	\$181,172,020	\$181,172,020	\$0 (F)
Non Current Liabilities					
\$36,935,224	\$6,706,168	Provisions	\$42,625,314	\$42,625,314	\$0 (F)
\$36,935,224	\$6,706,168	Total Non Current Liabilities	\$42,625,314	\$42,625,314	\$0 (F)
\$158,539,468	\$162,058,481	Net Assets	\$160,635,222	\$160,635,222	\$0 (F)
Equity					
\$58,805,378	\$75,389,318	Accumulated Surplus/Deficit	\$96,902,208	\$96,902,208	\$0 (F)
\$37,597,986	\$37,597,986	Asset Revaluation Reserve	\$37,145,634	\$37,145,634	\$0 (F)
\$45,552,164	\$45,552,164	Cash Backed Reserves	\$24,636,216	\$24,636,216	\$0 (F)
\$16,583,940	\$3,519,013	Net change in assets from operations	\$1,951,164	\$1,951,164	\$0 (F)
\$158,539,468	\$162,058,481	Total Equity	\$160,635,222	\$160,635,222	\$0 (F)

\*Current Liabilities - Provisions include City of Belmont Payout Provision of \$21,000,517 and City of Kalamunda Payput Provision of \$30,718,215

# CASH AND INVESTMENTS

## OCTOBER 2024

Actual June 2024	Actual Year to Date	(F) = Favourable variation (U) = Unfavourable variation	Full Year		
			Forecast	Budget	Variance
Municipal Cash and Investments					
3,346,488	1,677,225	Cash at Bank - Municipal Fund 01001/00	737,094	737,094	0 (F)
4,050	3,850	Cash on Hand 01019/00 - 02	4,050	4,050	0 (F)
38,947,836	28,575,145	Investments - Municipal Fund 02021/00	1,182,422	1,182,422	0 (F)
42,298,374	30,256,220	Total Municipal Cash	1,923,566	1,923,566	0 (F)
Restricted Cash and Investments					
1,288,995	331,450	Restricted Investments - Plant and Equipment 02022/01	222,157	222,157	0 (F)
4,462,212	4,580,625	Restricted Investments - Post Closure Site Rehabilitation Red Hill 02022/02	4,282,467	4,282,467	0 (F)
6,682,929	97,777	Restricted Investments - Future Development 02022/03	735,590	735,590	0 (F)
2,065,084	2,119,885	Restricted Investments - Environmental Monitoring Red Hill 02022/04	1,985,756	1,985,756	0 (F)
4,573,220	5,220,374	Restricted Investments - Class IV Cells Red Hill 02022/07	463,756	463,756	0 (F)
10,312,670	6,552,746	Restricted Investments - Secondary Waste Processing 02022/09	8,810,577	8,810,577	0 (F)
1,208,713	388,121	Restricted Investments - Class III Cells 02022/10	2,152,501	2,152,501	0 (F)
5,762,984	5,915,915	Restricted Investments - EastLink Relocation 02022/13	4,864,418	4,864,418	0 (F)
8,036,861	21,028,724	Restricted Investments - Committed Funds 02022/14	544,468	544,468	0 (F)
1,158,496	1,189,238	Restricted Investments - Long Service Leave 02022/90	1,220,534	1,220,534	0 (F)
45,552,164	47,424,855	Total Restricted Cash	25,282,224	25,282,224	0 (F)
87,850,538	77,681,075	TOTAL CASH AND INVESTMENTS	27,205,790	27,205,790	0 (F)

The Cash at Bank - Municipal Fund represents the balance on the last day of the relevant month. Any portion of the balance available for investment is transferred into the Investment - Municipal Fund account in the following period. Funds held in the Cash at Bank - Municipal Fund continue to accrue interest as per the Westpac commercial rates.



## STATEMENT OF FINANCIAL ACTIVITY

### October 2024

Year to Date				Full Year		
Actual	Budget	Variance		Forecast	Budget	Variance
(F) = Favourable variation (U) = Unfavourable variation						
<b>OPERATING ACTIVITIES</b>						
<b>Revenue from operating activities</b>						
\$18,642,623	\$20,876,375	(\$2,233,752)	(U)	Fees and charges	\$63,997,105	\$63,997,105 \$0 (F)
\$829,496	\$694,464	\$135,032	(F)	Grants, subsidies and contributions	\$2,270,482	\$2,270,482 \$0 (F)
\$1,343,135	\$493,316	\$849,819	(F)	Interest revenue	\$1,480,024	\$1,480,024 \$0 (F)
\$1,790,713	\$1,147,996	\$642,717	(F)	Other revenue	\$4,050,005	\$4,050,005 \$0 (F)
\$109,682	\$108,331	\$1,351	(F)	Profit on asset disposals	\$73,239	\$73,239 \$0 (F)
<b>\$22,715,649</b>	<b>\$23,320,482</b>	<b>(\$604,833)</b>	<b>(U)</b>	<b>\$71,870,855</b>	<b>\$71,870,855</b>	<b>\$0 (F)</b>
<b>Expenditure from operating activities</b>						
(\$4,938,681)	(\$5,181,612)	\$242,931	(F)	Employee costs	(\$16,790,286)	(\$16,790,286) \$0 (F)
(\$2,948,022)	(\$3,441,081)	\$493,059	(F)	Materials and contracts	(\$13,562,121)	(\$13,562,121) \$0 (F)
(\$139,533)	(\$167,120)	\$27,587	(F)	Utility charges	(\$514,621)	(\$514,621) \$0 (F)
(\$1,901,930)	(\$1,820,744)	(\$81,186)	(U)	Depreciation	(\$5,462,583)	(\$5,462,583) \$0 (F)
\$0	\$0	\$0	(F)	Finance costs	\$0	\$0 \$0 (F)
(\$329,480)	(\$202,540)	(\$126,940)	(U)	Insurance	(\$610,639)	(\$610,639) \$0 (F)
(\$8,772,464)	(\$8,884,963)	\$112,499	(F)	Other expenditure	(\$32,979,441)	(\$32,979,441) \$0 (F)
(\$166,526)	(\$180,525)	\$13,999	(F)	Loss on asset disposals	\$0	\$0 \$0 (F)
<b>(\$19,196,636)</b>	<b>(\$19,878,585)</b>	<b>(\$81,628)</b>	<b>(U)</b>	<b>(\$69,919,691)</b>	<b>(\$69,919,691)</b>	<b>\$0 (F)</b>
\$2,447,933	(\$770,772)	\$3,218,705	(F)	Non-cash amounts excluded from operating activities	\$6,006,604	\$6,006,604 \$0 (F)
<b>\$5,966,946</b>	<b>\$2,671,125</b>	<b>\$2,532,244</b>	<b>(F)</b>	<b>Amount attributable to operating activities</b>	<b>\$7,957,768</b>	<b>\$7,957,768 \$0 (F)</b>
<b>INVESTING ACTIVITIES</b>						
<b>Inflows from investing activities</b>						
\$109,682	\$108,331	\$1,351	(F)	Proceeds from disposal of assets	\$325,000	\$325,000 \$0 (F)
<b>\$109,682</b>	<b>\$108,331</b>	<b>\$1,351</b>	<b>(F)</b>	<b>\$325,000</b>	<b>\$325,000</b>	<b>\$0 (F)</b>
<b>Outflows from investing activities</b>						
(\$2,902,532)	(\$4,758,048)	\$1,855,516	(F)	Purchase of property, plant and equipment	(\$14,274,201)	(\$14,274,201) \$0 (F)
(\$810,702)	(\$4,853,496)	\$4,042,794	(F)	Purchase and construction of infrastructure	(\$14,560,523)	(\$14,560,523) \$0 (F)
<b>(\$3,713,234)</b>	<b>(\$9,611,544)</b>	<b>\$5,898,310</b>	<b>(F)</b>	<b>(\$28,834,724)</b>	<b>(\$28,834,724)</b>	<b>\$0 (F)</b>
<b>(\$3,603,552)</b>	<b>(\$9,503,213)</b>	<b>\$5,899,661</b>	<b>(F)</b>	<b>Amount attributable to investing activities</b>	<b>(\$28,509,724)</b>	<b>(\$28,509,724) \$0 (F)</b>
<b>FINANCING ACTIVITIES</b>						
<b>Inflows from financing activities</b>						
\$13,474,190	\$3,253,660	\$10,220,530	(F)	Transfers from reserve accounts	\$9,761,029	\$9,761,029 \$0 (F)
<b>\$13,474,190</b>	<b>\$3,253,660</b>	<b>\$10,220,530</b>	<b>(F)</b>	<b>\$9,761,029</b>	<b>\$9,761,029</b>	<b>\$0 (F)</b>
<b>Outflows from financing activities</b>						
(\$15,346,882)	(\$1,583,632)	(\$13,763,250)	(U)	Transfers to reserve accounts	(\$4,750,987)	(\$4,750,987) \$0 (F)
<b>(\$15,346,882)</b>	<b>(\$1,583,632)</b>	<b>(\$13,763,250)</b>	<b>(U)</b>	<b>(\$4,750,987)</b>	<b>(\$4,750,987)</b>	<b>\$0 (F)</b>
<b>(\$1,872,692)</b>	<b>\$1,670,028</b>	<b>(\$3,542,720)</b>	<b>(U)</b>	<b>Amount attributable to financing activities</b>	<b>\$5,010,042</b>	<b>\$5,010,042 \$0 (F)</b>
<b>MOVEMENT IN SURPLUS OR DEFICIT</b>						
\$8,135,751	\$12,348,206	(\$4,212,455)	(U)	Surplus or deficit at the start of the financial year	\$12,348,206	\$12,348,206 \$0 (F)
\$5,966,946	\$2,671,125	\$3,295,821	(F)	Amount attributable to operating activities	\$7,957,768	\$7,957,768 \$0 (F)
(\$3,603,552)	(\$9,503,213)	\$5,899,661	(F)	Amount attributable to investing activities	(\$28,509,724)	(\$28,509,724) \$0 (F)
(\$1,872,692)	\$1,670,028	(\$3,542,720)	(U)	Amount attributable to financing activities	\$5,010,042	\$5,010,042 \$0 (F)
<b>\$8,626,453</b>	<b>\$7,186,146</b>	<b>\$1,440,307</b>	<b>(F)</b>	<b>Surplus or deficit after imposition of general rates</b>	<b>(\$3,193,708)</b>	<b>(\$3,193,708) \$0 (F)</b>

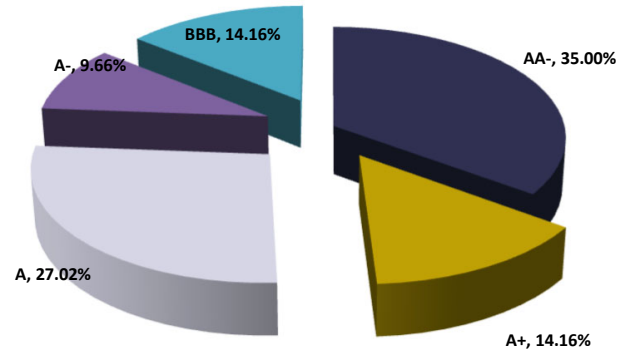
## EMRC Investment Report

October 2024

## I. Overall Portfolio Limits

S&P Long Term Rating	% Portfolio	Investment Maximum %
AA-	35.00%	100.00%
A+	14.16%	
A	27.02%	100.00%
A-	9.66%	100.00%
BBB	14.16%	40.00%
	<u>100.00%</u>	

Investment by S&amp;P Rating



## II. Single Entity Exposure

	S&P Long Term Rating	% Portfolio
ANZ Banking Group	AA-	0.00%
AMP	BBB+	14.16%
NAB	AA-	7.72%
Westpac / St. George Bank	AA-	27.27%
Suncorp	A+	14.16%
BOQ / ME Bank	A-	9.66%
Commonwealth Bank	AA-	0.00%
ING	A	27.02%
Macquarie Bank	A+	0.00%
		<u>100.00%</u>

\*

\* Non-Fossil Fuel ADI (Authorised Deposit Taking Institution)

## III. Term to Maturity Framework

Investment Policy Guidelines			
Maturity Profile	% Portfolio	% Min	% Max
Less Than 1 Year	100.00%	40%	100%
Greater than 1 year & less than or equal to 3 years	0.00%	0%	60%
	<u>100.00%</u>		

## IV. Fossil Fuel Divestment

	% Portfolio
Non-Fossil Fuel ADI's	14.16%
Fossil Fuel ADI's	85.84%
	<u>100.00%</u>

### 14.3 MEETING DATES FOR 2025 – ELECTION YEAR

D2024/30410

#### PURPOSE OF REPORT

The purpose of this report is for Council to consider and adopt the dates for the Eastern Metropolitan Regional Council (EMRC) Ordinary Council and Committee meetings for 2025.

#### KEY POINT(S)

- Section 5.25(1)(g) of the *Local Government Act 1995* and r.12 of the *Local Government (Administration) Regulations 1996* requires that at least once each year local public notice is to be given of all Ordinary Council meetings and Committee meeting dates, times and places that are to be open to the public and are to be held in the next twelve (12) months.
- Proposed dates for the EMRC's Ordinary Council, Agenda Forums, Information Sessions, Audit Committee and Legal Committee for the 2024 calendar year are as detailed within this report.
- Legal Committee meeting dates will be arranged and convened as required.
- Following the Western Australian Local Government elections to be held the third Saturday in October 2025, member Councils will be appointing their representatives to the EMRC Council.
- A Special Meeting of Council is proposed to be held on Thursday 6 November 2025 to elect the Chairperson and Deputy Chairperson as well as to appoint members to the various EMRC Committees.
- Immediately prior to the Special Council meeting, councillors will make their declarations in accordance with section 2.29 of the *Local Government Act 1995*.

#### RECOMMENDATION(S)

That:

1. Council adopts the Ordinary Council meeting and Committee meeting dates, times and places for 2025 as outlined in the report.
2. Council, in accordance with s.5.4 of the *Local Government Act 1995* approves a Special Meeting of Council to be held on Thursday 6 November 2025 at 5:00pm for the purpose of electing a Chairperson and Deputy Chairperson, and to appoint members and deputy members to Committees.
3. Notice be given in accordance with r.12 of the *Local Government (Administration) Regulations 1996*.

#### SOURCE OF REPORT

Chief Financial Officer

## BACKGROUND

- 1 The EMRC develops a meeting calendar each year and when selecting suitable dates ensures that, where possible, there are no clashes with member Councils' meetings.

## REPORT

### **Council's Governance Framework**

- 2 Council historically sets a number of fixed meeting dates a year with the remaining meetings scheduled as "if required".
- 3 The Ordinary Meeting of Council will be held on the fourth Thursday as required.
- 4 The Agenda Forums and the Information Sessions will be held on the second Thursday as required.
- 5 The Audit Committee meetings are to be held on the first Thursday as required except for November 2025 due to the nomination of the members to the Audit Committee at the Special Council Meeting held on the first Thursday in November following the Local Government elections.
- 6 The Legal Committee meeting dates will be arranged and convened as required.

### **2025 Meeting Schedule**

- 7 The schedule below sets out the proposed meeting dates for the 2025 calendar year. January is a recess period where EMRC Council and Committee meetings are not held. December is also a recess period due to the Christmas festive season. Meeting dates are therefore set for February through to November. Per s.5.3(2) of the *Local Government Act 1995*, Ordinary meetings are to be held not more than three months apart. Consequently, the February meeting is a required meeting.
- 8 The March meeting will be required for the Half Year Review and the Annual Compliance Order Return, while the June meeting is required to consider the Annual Budget.
- 9 As with prior years, the proposed meeting dates have taken into consideration the normal meeting calendar of member Councils.



### Ordinary Council Meetings commencing at 6:00pm

- 10 Ordinary Council meetings will be held on the fourth Thursday of each month for February to November, except for October due to the Local Government elections.

Thursday	27 February		at	EMRC Administration Office
Thursday	27 March		at	EMRC Administration Office
Thursday	24 April	(if required)	at	EMRC Administration Office
Thursday	22 May	(if required)	at	EMRC Administration Office
Thursday	26 June		at	EMRC Administration Office
Thursday	24 July	(if required)	at	EMRC Administration Office
Thursday	28 August	(if required)	at	EMRC Administration Office
Thursday	25 September	(if required)	at	EMRC Administration Office
Thursday	27 November		at	EMRC Administration Office

- 11 The 24 April 2025 (if required) meeting is the day prior to the ANZAC Day Public Holiday.

### Special Council Meetings commencing at 5:00pm

- 12 The Western Australian Local Government elections will be held on the third Saturday in October. Following the elections, the EMRC member Councils will be appointing their representatives to the EMRC Council at their respective first meeting of Council. To ensure sufficient time is given to member Councils to appoint their representatives following the local government elections, a Special Meeting of Council is proposed to be convened on Thursday, 6 November 2025, commencing at 5:00pm at the EMRC Administration Office, 1st Floor, 226 Great Eastern Highway, Ascot WA 6104.
- 13 The purpose of the meeting is for the:
- Election of the Chairperson of the EMRC;
  - Election of the Deputy Chairperson of the EMRC;
  - Appointment of Members to the Audit Committee (AC);
  - Appointment of Members to the Legal Committee (LC); and
  - Appointment of a Delegate and Deputy Delegate to the Municipal Waste Advisory Committee (MWAC).
- 14 An agenda will be distributed to all newly elected EMRC Councillors, Deputy Councillors and member Council CEOs on Monday, 3 November 2025.
- 15 Immediately prior to the Special Council meeting, councillors will make their declarations in accordance with section 2.29 of the *Local Government Act 1995*.

### Agenda Forums commencing at 6:00pm

- 16 The Agenda Briefing Forums will be held on the second Thursday of each month for February to November.

Thursday	13 February		at	EMRC Administration Office
Thursday	13 March		at	EMRC Administration Office
Thursday	10 April	(if required)	at	EMRC Administration Office
Thursday	8 May	(if required)	at	EMRC Administration Office
Thursday	12 June		at	EMRC Administration Office
Thursday	10 July	(if required)	at	EMRC Administration Office
Thursday	14 August	(if required)	at	EMRC Administration Office
Thursday	11 September	(if required)	at	EMRC Administration Office
Thursday	13 November		at	EMRC Administration Office

### Information Sessions commencing following the Agenda Briefing Forums:

- 17 The Information Sessions will be held on the second Thursday of each month for February to November.

Thursday	13 February		at	EMRC Administration Office
Thursday	13 March		at	EMRC Administration Office
Thursday	10 April	(if required)	at	EMRC Administration Office
Thursday	8 May	(if required)	at	EMRC Administration Office
Thursday	12 June		at	EMRC Administration Office
Thursday	10 July	(if required)	at	EMRC Administration Office
Thursday	14 August	(if required)	at	EMRC Administration Office
Thursday	11 September	(if required)	at	EMRC Administration Office
Thursday	13 November		at	EMRC Administration Office

### Audit Committee (AC) Meetings commencing at 6:00pm

- 18 AC meetings are generally held on the first Thursday of each month from March to November. The March meeting will be required for the Half Year Review and the Annual Compliance Audit Return, while the June meeting is required to consider the Annual Budget, [except for November, commencing at 5.00pm].

Thursday	6 March		at	EMRC Administration Office
Thursday	3 April	(if required)	at	EMRC Administration Office
Thursday	1 May	(if required)	at	EMRC Administration Office
Thursday	5 June		at	EMRC Administration Office
Thursday	3 July	(if required)	at	EMRC Administration Office
Thursday	7 August	(if required)	at	EMRC Administration Office
Thursday	4 September	(if required)	at	EMRC Administration Office
Thursday	2 October	(if required)	at	EMRC Administration Office
Thursday	13 November*	(if required)	at	EMRC Administration Office

\* Starting at 5:00pm

### Legal Committee (LC) Meetings

- 19 The Legal Committee will be arranged and convened as required.

### STRATEGIC/POLICY IMPLICATIONS

- 20 Section 5.25(1)(g) of the *Local Government Act 1995* and r.12 of the *Local Government (Administration) Regulations 1996* requires that at least once each year local public notice is to be given of all Ordinary Council meetings and Committee meeting dates, times and places that are to be open to the public and are to be held in the next twelve (12) months.

### FINANCIAL IMPLICATIONS

- 21 The costs of running the meetings have been included in the adopted budget.

### SUSTAINABILITY IMPLICATIONS

- 22 Nil

### RISK MANAGEMENT

**Risk – Non Compliance with the EMRC's responsibility to maintain responsible and accountable governance and management of the organization.**

Consequence	Likelihood	Rating
Moderate	Unlikely	Moderate
Action/Strategy		
➤ Council to adopt the proposed 2025 meeting dates and Public Notice to be given of the 2025 meeting dates.		



## MEMBER COUNCIL IMPLICATIONS

Member Council	Implication Details
Town of Bassendean	Nil
City of Bayswater	
Shire of Mundaring	
City of Swan	

## ATTACHMENT(S)

EMRC 2025 Meeting Dates Calendar (D2024/30410)

## VOTING REQUIREMENT

Simple Majority

## RECOMMENDATION(S)

That:

1. Council adopts the Ordinary Council meeting and Committee meeting dates, times and places for 2025 as outlined in the report.
2. Council, in accordance with s.5.4 of the *Local Government Act 1995* approves a Special Meeting of Council to be held on Thursday 6 November 2025 at 5:00pm for the purpose of electing a Chairperson and Deputy Chairperson, and to appoint members and deputy members to Committees.
3. Notice be given in accordance with r.12 of the *Local Government (Administration) Regulations 1996*.

## COUNCIL RESOLUTION(S)

MOVED

SECONDED

## EMRC MEETING DATES 2025

JANUARY						
M	T	W	T	F	S	S
		1	2	3	4	5
6	7	8	9	10	11	12
13	14	15	16	17	18	19
20	21	22	23	24	25	26
27	28	29	30	31		

FEBRUARY						
M	T	W	T	F	S	S
					1	2
3	4	5	6	7	8	9
10	11	12	13	14	15	16
17	18	19	20	21	22	23
24	25	26	27	28		

MARCH						
M	T	W	T	F	S	S
					1	2
3	4	5	6	7	8	9
10	11	12	13	14	15	16
17	18	19	20	21	22	23
24	25	26	27	28	29	30
31						

APRIL						
M	T	W	T	F	S	S
	1	2	3	4	5	6
7	8	9	10	11	12	13
14	15	16	17	18	19	20
21	22	23	24	25	26	27
28	29	30				

MAY						
M	T	W	T	F	S	S
			1	2	3	4
5	6	7	8	9	10	11
12	13	14	15	16	17	18
19	20	21	22	23	24	25

JUNE						
M	T	W	T	F	S	S
						1
2	3	4	5	6	7	8
9	10	11	12	13	14	15
16	17	18	19	20	21	22
23	24	25	26	27	28	29
30						

JULY						
M	T	W	T	F	S	S
	1	2	3	4	5	6
7	8	9	10	11	12	13
14	15	16	17	18	19	20
21	22	23	24	25	26	27
28	29	30	31			

AUGUST						
M	T	W	T	F	S	S
				1	2	3
4	5	6	7	8	9	10
11	12	13	14	15	16	17
18	19	20	21	22	23	24
25	26	27	28	29	30	31

SEPTEMBER						
M	T	W	T	F	S	S
1	2	3	4	5	6	7
8	9	10	11	12	13	14
15	16	17	18	19	20	21
22	23	24	25	26	27	28
29	30					

OCTOBER						
M	T	W	T	F	S	S
		1	2	3	4	5
6	7	8	9	10	11	12
13	14	15	16	17	18	19
20	21	22	23	24	25	26
27	28	29	30	31		

NOVEMBER						
M	T	W	T	F	S	S
					1	2
3	4	5	6	7	8	9
10	11	12	13	14	15	16
17	18	19	20	21	22	23
24	25	26	27	28	29	30

DECEMBER						
M	T	W	T	F	S	S
1	2	3	4	5	6	7
8	9	10	11	12	13	14
15	16	17	18	19	20	21
22	23	24	25	26	27	28
29	30	31				

	Council Meeting
	Audit Committee Meeting
	Agenda Forum and Information Sessions
	Special Council Meeting
	WA Public Holidays

### WA Public Holidays 2025

Wednesday	1 January	New Year's Day
Monday	27 January	Australia Day
Monday	3 March	Labour Day
Friday	18 April	Good Friday
Sunday	20 April	Easter Sunday
Monday	21 April	Easter Monday
Friday	25 April	ANZAC Day
Monday	2 June	Western Australia Day
Monday	29 September	King's Birthday
Thursday	25 December	Christmas Day
Friday	26 December	Boxing Day

All meetings are held at 226 Great Eastern Highway, Ascot unless otherwise notified

## **14.4 ESTABLISHMENT OF A RESERVE FOR EQUITY PAYMENT**

**D2024/30416**

### **PURPOSE OF REPORT**

The purpose of this report is to establish a Reserve Fund to set aside money for the payment of the equity interest of member Councils which have withdrawn from the EMRC in accordance with the Establishment Agreement.

### **KEY POINT(S)**

- Participants who have withdrawn from the EMRC are entitled to distributions for their respective equity share of the EMRC.
- The City of Belmont and the City of Kalamunda withdrew from the EMRC as at 30 June 2021 and 30 June 2023 respectively.
- It is proposed that the EMRC set aside money for the purpose of distributing funds to participants (member Councils) which have withdrawn by establishing and maintaining a new reserve called Equity Reserve in accordance with s.6.11(1) of the *Local Government Act 1995*.
- The funding for the payment of the City of Belmont's equity share has been provided from the Secondary Waste Reserve and reported in the audited 2021-2022 Annual Financial Report.
- As payment to the City of Belmont is now imminent, approval is sought from Council to use the money for another purpose.

### **RECOMMENDATION(S)**

That:

1. Council in accordance with s.6.11 of the *Local Government Act 1995* establishes an Equity Reserve for the purpose of providing funds for the payment of the equity interest of member Councils which have withdrawn from the EMRC.
2. Council by absolute majority in accordance with s.6.11(2)(b) of the *Local Government Act 1995* authorises the transfer of provision funds of \$21,000,517 from the Secondary Waste Reserve into the Equity Reserve.
3. Local public notice be given of the proposed change of purpose and use of money from the Secondary Waste Reserve.

### **SOURCE OF REPORT**

Chief Financial Officer

## BACKGROUND

- 1 The City of Belmont withdrew from the EMRC as at 30 June 2021 while the City of Kalamunda also withdrew from the EMRC two years later, as at 30 June 2023.
- 2 The member Councils which have withdrawn are entitled to distributions from the EMRC.

## REPORT

### Establishment of a new Equity Reserve

- 3 In accordance with clause 12.3 of the Establishment Agreement, as soon as practicable following the end of the second financial year after the withdrawal of a Participant takes effect, the EMRC shall distribute to the Participant.
- 4 Following the withdrawal of the City of Belmont (30 June 2021) and the City of Kalamunda (30 June 2023), funding will be required to be provided for to distribute to the Participants their equity share in accordance with the Establishment Agreement.
- 5 It is proposed that the EMRC set aside money for use for the purpose of distributing funds to Participants (member Councils) which have withdrawn by establishing and maintaining a new reserve called Equity Reserve be established for such a purpose in accordance with s.6.11(1) of the *Local Government Act 1995*.

### Funding of the Equity Reserve

- 6 A provision for the City of Belmont payment of its equity was accounted for in the audited 2021-2022 Annual Financial Report.
- 7 In the report to the Audit Committee held on 6 October 2022 and the Ordinary Meeting of Council held on 27 October 2022, it stated that (D2022/16722):  
*"The balance in the Reserves has decreased by \$9,223,978 to \$56,729,632 over the past 12 months. Contributing to this decrease is a provision of \$21,000,517 made from the Secondary Waste Reserve for the City of Belmont equity payment due in July 2023. This value is based on the equity share of Belmont's interest in the EMRC after the 2020/2021 accounts. This value will be adjusted by 30 June 2023 once the valuation has been finalised for payment in July 2023 based on the Establishment Agreement."*
- 8 As noted in the annual financial report, the value of the City of Belmont's equity is indicative only and not necessarily equal to the value it is entitled to in withdrawal. The City of Belmont's equity entitlement is subject to a different valuation methodology and process prescribed in the Establishment Agreement for withdrawing participants. At present, a separate process is in progress and the valuation has not been finalised.
- 9 The Secondary Waste Reserve is to accumulate and to make provision for Secondary Waste Treatment Technology in the future.
- 10 The valuation of the City of Belmont's equity payment is now almost concluded.
- 11 As distribution to the City of Belmont is imminent, approval is sought by Council to now use the money set aside from the Secondary Waste Reserve for another purpose in accordance with s.6.11(2)(b) of the *Local Government Act 1995*.
- 12 A month's local public notice is required to be given in accordance with s.6.11(2) of the *Local Government Act 1995*.



13 A provision for the City of Kalamunda payment of its equity was accounted for in the audited 2023-2024 Annual Financial Report.

14 Details of the funding for the Equity Reserve to distribute to the City of Kalamunda will be provided in a report to Council at a future Council meeting.

#### STRATEGIC/POLICY IMPLICATIONS

14 Reporting on EMRC Strategic Policy implications align with the revised Strategic Plan 2017-2027 and the Sustainability Strategy.

#### FINANCIAL IMPLICATIONS

15 Funding for the distribution to the City of Belmont is detailed in the report.

#### SUSTAINABILITY IMPLICATIONS

16 Nil

#### RISK MANAGEMENT

**Risk – EMRC unable to meet the distribution from funds on hand will require Participants (Other than the Participant which has withdrawn) to pay the distribution**

Consequence	Likelihood	Rating
Moderate	Unlikely	Moderate
Action/Strategy		
➤ EMRC is to ensure funding is on hand to meet and pay the distribution		

#### MEMBER COUNCIL IMPLICATIONS

##### Member Council

Town of Bassendean

City of Bayswater

Shire of Mundaring

City of Swan

##### Implication Details

Nil direct implications

#### ATTACHMENT(S)

Nil

#### VOTING REQUIREMENT

Absolute Majority





#### RECOMMENDATION(S)

That:

1. Council in accordance with s.6.11 of the *Local Government Act 1995* establishes an Equity Reserve for the purpose of providing funds for the payment of the equity interest of member Councils which have withdrawn from the EMRC.
2. Council by absolute majority in accordance with s.6.11(2)(b) of the *Local Government Act 1995* authorises the transfer of provision funds of \$21,000,517 from the Secondary Waste Reserve into the Equity Reserve.
3. Local public notice be given of the proposed change of purpose and use of money from the Secondary Waste Reserve.

#### COUNCIL RESOLUTION(S)

MOVED

SECONDED



## **14.5 REQUEST FOR QUOTATION – RFQ 2024-039 - THE PROVISION OF GREEN WASTE SHREDDING AND TRANSPORT SERVICES AT RED HILL WASTE MANAGEMENT FACILITY**

**D2024/30417**

### **PURPOSE OF REPORT**

The purpose of this report is to inform Council of the results of a Request for Quotation for The Provision of Green Waste Shredding and Transport Services - RFQ 2024-039 for the Red Hill Waste Management Facility and recommend acceptance of the tender submission from Western Tree Recyclers.

### **KEY POINT(S)**

- Approximately 5,000 tonnes of green waste is received at the Red Hill Waste Management Facility per annum and is required to be shredded prior to composting.
- To create a quality mulch that meets specification, shredding must be undertaken to compliant specification.
- This tender provides for the shredding and transport of shredded greenwaste from Red Hill and other designated EMRC premises as required.
- The tender for Provision of Green Waste Shredding and Transport Services closed on 20 September 2024 and one (1) submission was received.

### **RECOMMENDATION(S)**

That:

1. Council awards RFQ 2024-039 - The Provision of Green Waste Shredding and Transport Services at Red Hill Waste Management Facility be awarded to Western Tree Recyclers, for an initial three (3) year term, with an option for two (2) single year extensions, exercisable by the CEO subject to satisfactory performance.
2. The CEO be authorised on behalf of the EMRC to enter into a contract with Western Tree Recyclers following their submitted quotation, subject to any minor variations that may be agreed on between the CEO and Western Tree Recyclers.

### **SOURCE OF REPORT**

Chief Operating Officer

### **BACKGROUND**

1. The performance of the green waste shredding contractor is a critical component in the EMRC producing high quality composted mulch that is saleable to customers, as well as blending with FOGO material to produce AS4454 compliant garden organic compost and soil improver products. Producing saleable organic mulch and composting products minimises landfill, creates a positive revenue stream and reduces costs to member Councils.

## REPORT

2. RFQ 2024-039 for the Provision of Green Waste Shredding and Transport Services at Red Hill Waste Management Facility was issued via the WALGA Vendor Panel on Tuesday, 20 August 2024 and closed on Friday, 20 September 2024.
3. One (1) quotation submission was received and deemed compliant.
4. The following qualitative criteria formed part of the tender evaluation process:

Description of Qualitative Criteria	Weighting
a. Relevant Experience	30%
b. Project Execution Methodology	15%
c. Project Resourcing	15%

5. The balance of the weighting of 40% is based on the pricing criterion.
6. Only one submission (Western Tree Recyclers) was received and provided rates. The schedule of rates submitted by Western Tree Recyclers is attached (Confidential Attachment 1).
7. The evaluation process was completed independently by three EMRC officers, who found that Western Tree Recyclers has demonstrated the required experience, machinery capability and WHS standards to deliver a high quality service.
8. Western Tree Recyclers is therefore recommended as the preferred quotation submission at the pricing schedule supplied.

## STRATEGIC/POLICY IMPLICATIONS

9. Reporting on EMRC Strategic Policy implications align with the revised Strategic Plan 2017-2027 and the Sustainability Strategy.
  - Goal: Demonstrate Circular Economy Leadership
  - Target: Enabling circular economy initiatives through advocacy networks by 2025
    - 80% Recovery of waste generated in the region by 2030
    - Recover 80% of material generated at all EMRC operated sites by 2040
10. The RFQ complies with Council Policy 3.5 Purchasing Policy.

## FINANCIAL IMPLICATIONS

11. Based on the anticipated use and the quoted Schedule of Rates, it is estimated that the contract value will be \$1,520,000.00 (Ex. GST) subject to annual CPI increase over the initial 3-year term.
12. Funds will be provided for in the annual budget.

## SUSTAINABILITY IMPLICATIONS

13. Green waste shredding is a cornerstone activity in the processing of green waste material disposed of at the Red Hill Waste Management Facility. It facilitates the recycling of a waste product (green waste), avoiding landfill and creating a valuable organics product that further minimises the use of water, man-made fertilisers and by implication the consumption of finite fossil fuels and the production of carbon dioxide.

## RISK MANAGEMENT

**Risk – That the RHWMF would not have sufficient area to compliantly stockpile green waste on site.**

Consequence	Likelihood	Rating
Moderate	Unlikely	Moderate
Action/Strategy		
➤ A contract for the provision of green waste shredding is to be in place and utilised as required.		

## MEMBER COUNCIL IMPLICATIONS

Member Council	Implication Details
Town of Bassendean	Nil
City of Bayswater	
Shire of Mundaring	
City of Swan	

## ATTACHMENT(S)

1. Confidential Western Tree Recyclers Schedule of Rates (D2024/30420)
2. Company Director Details Form (2024/30422)

## VOTING REQUIREMENT

Simple Majority

## RECOMMENDATION(S)

That:

1. Council awards RFQ 2024-039 - The Provision of Green Waste Shredding and Transport Services at Red Hill Waste Management Facility be awarded to Western Tree Recyclers, for an initial three (3) year term, with an option for two (2) single year extensions, exercisable by the CEO subject to satisfactory performance.
2. The CEO be authorised on behalf of the EMRC to enter into a contract with Western Tree Recyclers following their submitted quotation, subject to any minor variations that may be agreed on between the CEO and Western Tree Recyclers.

## COUNCIL RESOLUTION(S)

MOVED

SECONDED



**Eastern Metropolitan Regional Council**  
 226 Great Eastern Highway, Ascot WA 6104  
 PO Box 234, Belmont WA 6984  
 T (08) 9424 2222  
 E [mail@emrc.org.au](mailto:mail@emrc.org.au)  
[www.emrc.org.au](http://www.emrc.org.au)

### COMPANY DIRECTOR DETAILS FORM

COMPANY PARTICULARS	
Company Name in Full:	Craneswest (WA) Pty Ltd T/As Western Tree Recyclers
ABN / ACN:	75 117 679 839
Address of Registered Office:	32 Sholl Street, Mandurah WA 6210
Principal Place of Business:	119 Mclaughlan Road, Postans WA 6167
Information on previous company names (if applicable):	
DIRECTOR PARTICULARS	
Title:	Mr
Full Forename(s):	Terrance Lindsay
Surname:	Ellery
Former Name(s):	
Country / State of Residence:	Australia
Nationality:	Australian
Date of Birth:	23/05/1959
Date of Appointment:	17/01/2005
Telephone:	0447 463 464
Email:	<a href="mailto:admin@westerntreerecyclers.com.au">admin@westerntreerecyclers.com.au</a>
LIST OF CONTRACTORS	
Contractor 1:	N/A
Contractor 2:	
Contractor 3:	
Contractor 4:	
Contractor 5:	
Contractor 6:	
Contractor 7:	
Director's Signature:	
Date:	

Please complete and return this form with your tender submission

## **14.6 TENDER RFT 2024-007 CONSTRUCTION OF CLASS III STAGE 18 LANDFILL CELL, LEACHATE POND AND FOGO HARDSTAND EXTENSION AT RED HILL WASTE MANAGEMENT FACILITY**

**D2024/30491**

### **PURPOSE OF REPORT**

The purpose of this report is to advise Council of the results of Tender RFT 2024-007 to construct the Stage 18 Landfill Cell, leachate pond and FOGO hardstand extension at Red Hill Waste Management Facility (RHWMF) and to recommend acceptance of the Tender submission from Raubex Construction Pty Ltd.

### **KEY POINT(S)**

- A tender for the construction of the Stage 18 Landfill Cell, leachate pond and FOGO hardstand extension was advertised via Tenderlink on 9 October 2024.
- The tender called for the construction of the Stage 18 Landfill Cell to be located to the south of Stage 17 on Lot 12 at RHWMF.
- The FOGO hardstand extension will be located to the north of the existing FOGO pad.
- Tenders closed on 31 October 2024 with four (4) submissions being received.

### **RECOMMENDATION(S)**

That:

1. Council awards Tender RFT 2024-007 – Stage 18 Landfill Cell, leachate pond and FOGO hardstand extension construction to Raubex Construction Pty Ltd for \$4,025,166 (ex GST) based on a schedule of rates.
2. The CEO be authorised on behalf of the EMRC to enter a contract with Raubex Construction Pty Ltd in accordance with their submitted tender, subject to any minor variations that may be agreed on between the CEO and Raubex Construction Pty Ltd.
3. Council authorises a 20% contingency based on the tendered price schedule for any contract variations that may arise for Tender RFT 2024-007.
4. Attachment 1 to this report remains confidential and is certified by the Chairperson and CEO.

### **SOURCE OF REPORT**

Chief Operating Officer

## BACKGROUND

- 1 As part of the development of the RHWMF, new landfill cells are constructed in time to facilitate the ongoing acceptance of waste.
- 2 The current cell for Class III waste (Stage 14/15/16) is projected to be filled to a safely accessible capacity by March 2025. Stage 17 was constructed between February 2024 and November 2024.
- 3 The rate of landfilling has increased due to an influx of commercial waste, contaminated soils and there is now an expected increase in waste volumes due to the delay in the completion of the East Rockingham Waste to Energy Plant.
- 4 As a result, the Stage 18 Landfill Cell is required to be constructed earlier than anticipated when compared to the Red Hill Development Plan.
- 5 Stage 18 Landfill Cell will be required by late 2025, which means construction must commence during the 2024/2025 summer months.
- 6 This timeframe allows for favourable weather conditions which will minimise potential construction delays.
- 7 The design for this project was developed by Talis Consultants and aligns with industry best practice.
- 8 The cell will feature a robust composite lining system consisting of a compacted clay sublayer, geosynthetic clay liner (GCL), high-density polyethylene (HDPE) liner protected by a geotextile fabric layer, and a leachate collection system incorporating geotextiles, slotted pipes, and non-calcareous gravel.
- 9 To accommodate the increased FOGO volume from the City of Swan and Shire of Mundaring, the interim FOGO facility requires a northern extension and an additional leachate collection pond.
- 10 To optimise costs and resource utilisation, the soil excavated during Stage 18 Landfill Cell construction will be repurposed to construct the foundation for the FOGO hardstand extension.
- 11 It is intended that a single contract will be awarded to encompass the tendered scope of work, ie construction of Stage 18 Landfill Cell, leachate pond and FOGO hardstand extension.
- 12 The scope includes comprehensive construction quality assurance measures, the provision of all necessary labour, plant, materials, supervision, surveys, and other essential services for the successful completion of the project.



## REPORT

13 Tender RFT 2024-007 to construct the Stage 18 Landfill Cell, leachate pond and FOGO hardstand extension at RHWMF was advertised on 9 October 2024. Tenders closed on 31 October 2024 and submissions were received from:

- i) Comiskey's Contracting Pty Ltd.
- ii) Doolee Construction Pty Ltd.
- iii) Raubex Construction Pty Ltd.
- iv) SRG Global Infrastructure Pty Ltd.

14 A detailed bill of quantities was submitted by each tenderer under six (6) main tasks:

- Preliminaries;
- Stage 18 Landfill Cell construction works;
- FOGO hardstand & leachate pond construction works;
- Surface water management;
- Miscellaneous; and
- Construction Quality Assurance.

15 An evaluation panel of EMRC officers assessed the submissions on the following criteria:

Assessment Criteria	Weighting
(a) Previous experience in bulk excavation and clay lining/capping	25%
(b) Previous experience in the installation of geosynthetic and geocomposite materials	25%
(c) Workplace Health and Safety Management	10%
(d) Environmental Management	10%

16 The balance of the weighting of 30% is based on the pricing criterion.

17 Based on the panel's evaluation, the submission from Raubex Construction Pty Ltd demonstrated the most advantageous submission for the EMRC and is considered to offer the best value for money.

18 The Schedule of Rates against the specified Bill of Quantities submitted by Raubex Construction Pty Ltd amounted to an estimated total value of \$4,025,166 (ex GST). The Bill of Quantities is attached (Attachment 1) as a confidential attachment. The Company Director Details Form is provided as Attachment 3. The construction period is estimated to be eight (8) months.

19 A contingency allowance of 20% of the contract sum is recommended to provide for contract variations that may arise for any unforeseen circumstances during the contract works.

20 The EMRC anticipates encountering hard rock in the base of the cell which will have to be removed by blasting before the cell formation and lining can be completed.

21 Other variations may include any additional civil works for the FOGO hardstand extension and leachate pond including, additional fill for any potential soft spots that may be identified when the area is cleared, due to the pad being located on an old landfill cell.

22 A drawing is attached showing the proposed Scope of Works for Stage 18 Landfill Cell, leachate pond and FOGO hardstand extension (Attachment 2). Stage 18 Landfill Cell will provide a capacity of approximately 400,000 m<sup>3</sup>.



## STRATEGIC/POLICY IMPLICATIONS

- 23 Reporting on EMRC Strategic Policy implications align with the revised Strategic Plan 2017-2027 and the Sustainability Strategy.
- 24 The Tender complies with Council Policy 3.5 Purchasing Policy

## FINANCIAL IMPLICATIONS

- 25 The cost of this tender for the construction of Stage 18 Landfill Cell, leachate pond and the FOGO hardstand extension has been provided for in the adopted 2024/2025 Annual Budget.

## SUSTAINABILITY IMPLICATIONS

- 26 To provide sustainable waste management, the provision of airspace in advance of it being required, is essential.

## RISK MANAGEMENT

Risk – Inadequate provision of airspace for ongoing waste disposal		
Consequence	Likelihood	Rating
Moderate	Unlikely	Moderate
Action/Strategy		
➤ To provide sustainable waste management, the provision of airspace in advance of it being required is essential.		

## MEMBER COUNCIL IMPLICATIONS

Member Council	Implication Details
Town of Bassendean	Nil
City of Bayswater	
Shire of Mundaring	
City of Swan	

## ATTACHMENT(S)

- Confidential - Bill of Quantities – Schedule of Rates (D2024/30506)
- Drawing – Stage 18 Landfill Cell, Leachate Pond and FOGO Hardstand Extension – Proposed Scope of Works (D2024/30507)
- Company Director Details Form (D2024/30508)

## VOTING REQUIREMENT

Simple Majority



### **RECOMMENDATION(S)**

That:

1. Council awards Tender RFT 2024-0007 – Stage 18 Landfill Cell, leachate pond and FOGO hardstand extension Construction to Raubex Construction Pty Ltd for \$4,025,166 (ex GST) based on a schedule of rates.
2. The CEO be authorised on behalf of the EMRC to enter into a contract with Raubex Construction Pty Ltd in accordance with their submitted tender, subject to any minor variations that may be agreed on between the CEO and Raubex Construction Pty Ltd.
3. Council authorises a 20% contingency based on the tendered price schedule for any contract variations that may arise for Tender RFT 2024-007.
4. Attachment 1 to this report remains confidential and is certified by the Chairperson and CEO.


### **COUNCIL RESOLUTION(S)**

MOVED

SECONDED



### COMPANY DIRECTOR DETAILS FORM

COMPANY PARTICULARS	
Company Name in Full:	Raubex Construction Pty Ltd
ABN / ACN:	12633 148 928
Address of Registered Office:	10 Tacoma Circuit, Canning Vale WA 6155
Principal Place of Business:	10 Tacoma Circuit, Canning Vale WA 6155
Information on previous company names (if applicable):	
DIRECTOR PARTICULARS	
Title:	Managing Director
Full Forename(s):	Johannes Daniel
Surname:	Roux
Former Name(s):	
Country / State of Residence:	Western Australia
Nationality:	Australian
Date of Birth:	28 May 1965
Date of Appointment:	29 April 2019
Telephone:	0474 979 241
Email:	Hans.r@raubex.com.au
LIST OF CONTRACTORS	
Contractor 1:	Merit Lining Pty Ltd
Contractor 2:	Survey Dynamics
Contractor 3:	Stantec
Contractor 4:	Complete Portables
Contractor 5:	Run Energy
Contractor 6:	
Contractor 7:	
Director's Signature:	
Date:	31/10/2024

Please complete and return this form with your tender submission



## COMPANY DIRECTOR DETAILS FORM

COMPANY PARTICULARS	
Company Name in Full:	COMISKEY'S CONTRACTING
ABN / ACN:	76 119 189 678
Address of Registered Office:	318 OLD WEST ROAD BULLSBROOK WA 6084
Principal Place of Business:	318 OLD WEST ROAD BULLSBROOK WA 6084
Information on previous company names (if applicable):	
DIRECTOR PARTICULARS	
Title:	MR
Full Forename(s):	MICHAEL PATRICK
Surname:	COMISKEY
Former Name(s):	
Country / State of Residence:	WESTERN AUSTRALIA
Nationality:	AUSTRALIAN
Date of Birth:	16/11/1966
Date of Appointment:	FOUNDING DIRECTOR
Telephone:	0409334433
Email:	mike@comiskeycontracting.com.au
LIST OF CONTRACTORS	
Contractor 1:	N/A
Contractor 2:	
Contractor 3:	
Contractor 4:	
Contractor 5:	
Contractor 6:	
Contractor 7:	
Director's Signature:	
Date:	

Please complete and return this form with your tender submission


## COMPANY DIRECTORS DETAILS FORM

COMPANY PARTICULARS	
Company Name in Full:	DOOLEE CONSTRUCTION PTY LTD
ABN / ACN:	16 601 291 123
Address of Registered Office:	Unit 3 , Level 1, 68 Erindale Road, Balcatta WA6021
Principal Place of Business:	Unit 3 , Level 1, 68 Erindale Road, Balcatta WA6021
Information on previous company names (if applicable):	n/a
DIRECTOR 1 PARTICULARS	
Title:	Mr
Full Forename(s):	Eanna
Surname:	Doolin
Former Name(s):	
Country / State of Residence:	Australia
Nationality:	Australian
Date of Birth:	06/08/1988
Date of Appointment:	18/08/2014
Telephone:	0447 773 362
Email:	eanna@doolee.com.au
DIRECTOR 2 PARTICULARS	
Title:	Mr
Full Forename(s):	Francis
Surname:	Lee
Former Name(s):	
Country / State of Residence:	Australia
Nationality:	Australian
Date of Birth:	26/04/1973
Date of Appointment:	18/08/2014
Telephone:	0451 114 981
Email:	francis@doolee.com.au
Contractors	
Contractor 1:	N/A
Contractor 2:	N/A
Contractor 3:	N/A

Contractor 4:	N/A
Director's Signature: Eanna Doolin	
Director's Signature: Francis Lee	
Date:	29/10/2024

Please complete and return this form with your tender submission

## COMPANY DIRECTOR DETAILS FORM

COMPANY PARTICULARS	
Company Name in Full:	SRG Global Infrastructure Pty Ltd
ABN / ACN:	78 089 434 220 / 089 434 220
Address of Registered Office:	Level 2, 500 Hay Street, SUBIACO WA 6008
Principal Place of Business:	Level 2, 500 Hay Street, SUBIACO WA 6008
Information on previous company names (if applicable):	WBHO Infrastructure Pty Ltd
DIRECTOR PARTICULARS	
Title:	Mr
Full Forename(s):	David
Surname:	Macgeorge
Former Name(s):	N/A
Country / State of Residence:	Australia / Western Australia
Nationality:	Australian
Date of Birth:	15 August, 1973
Date of Appointment:	September 2018
Telephone:	08 9267 5400
Email:	david.macgeorge@srgglobal.com.au
LIST OF CONTRACTORS	
Contractor 1:	
Contractor 2:	
Contractor 3:	
Contractor 4:	
Contractor 5:	
Contractor 6:	
Contractor 7:	
Director's Signature:	
Date:	31 October 2024

Please complete and return this form with your tender submission

#### 14.7 ITEMS CONTAINED IN THE INFORMATION BULLETIN (D2024/30497)

The following items are included in the Information Bulletin, which accompanies the Agenda.

1. OUTSTANDING COUNCIL RESOLUTIONS REGISTER (D2024/30448)
2. CEO EXERCISE OF DELEGATED POWERS AND DUTIES (D2024/30449)
3. 2024/2025 COUNCIL TONNAGE COMPARISONS AS AT 31 OCTOBER 2024 (D2024/29999)
4. SUSTAINABILITY TEAM UPDATE – JULY TO SEPTEMBER 2024 (D2024/30541)
5. CORPORATE BUSINESS PLAN 2024/2025 – 2028/2029 - FIRST QUARTER REPORTING FROM JULY TO SEPTEMBER 2024 (D2024/30452)
6. STAKEHOLDER ENGAGEMENT PLAN (D2024/30455)

#### RECOMMENDATION

That the Council notes the items contained in the Information Bulletin accompanying the 28 November 2024 Ordinary Meeting of Council Agenda.

#### COUNCIL RESOLUTION

MOVED

SECONDED

### 15 REPORTS OF COMMITTEES

#### 15.1 LEGAL COMMITTEE MEETING HELD 17 OCTOBER 2024 (D2024/30631)

The minutes of the Legal Committee meeting held on 17 October 2024 accompany and form part of this agenda – (refer to section of 'Reports of Committees' for Council accompanying this Agenda).

#### QUESTIONS

The Chairperson invites general questions from members on the minutes of the Legal Committee.

#### RECOMMENDATION(S)

That with the exception of items ....., which are to be withdrawn and dealt with separately, Council adopts the recommendations in the Legal Committee report (Section 15.1).

#### COUNCIL RESOLUTION(S)

MOVED

SECONDED

### 16 REPORTS OF DELEGATES

#### 16.1 MUNICIPAL WASTE ADVISORY COUNCIL (MWAC) MINUTES HELD 23 OCTOBER 2024 (D2024/28747)



# Municipal Waste Advisory Council Minutes

Wednesday, 23 October 2024  
4pm, Online

## TABLE OF CONTENTS

<b>1 Attendance and Apologies .....</b>	<b>2</b>
1.1 Attendance.....	2
1.2 Apologies .....	2
<b>2 Acknowledgement of Country .....</b>	<b>2</b>
<b>3 Procedural Matters.....</b>	<b>3</b>
3.1 Election of MWAC Chair .....	3
3.2 MWAC Minutes tabled at WALGA State Council.....	3
<b>4 Minutes of Previous Meeting .....</b>	<b>3</b>
4.1 Confirmation of the previous MWAC Minutes .....	3
<b>5 Business Arising .....</b>	<b>3</b>
<b>6 Decision Items.....</b>	<b>3</b>
6.1 Review of Container Deposit Systems Policy Statement.....	3
6.2 Submission on the Productivity Commission Inquiry into Opportunities in the Circular Economy Consultation*** .....	7
6.3 Submission on Reform of Packaging Regulation*** .....	8
<b>7 Discussion Items .....</b>	<b>9</b>
7.1 Review of Waste Management Legislation Policy Statement.....	9
<b>8 Information Items .....</b>	<b>10</b>
8.1 Policy Statement Review Update .....	10
8.2 Better Practice Document Review Update.....	11
8.3 MWAC / OAG Membership .....	11
8.4 Bin Tagging Update .....	12
8.5 DWER Authorised Officer Training .....	12
8.6 2024 Waste & Resource Recovery Conference.....	12
8.7 HHW Program 2023/24 Summary *** .....	12
<b>9 Reports.....</b>	<b>13</b>
9.1 MWAC Groups.....	13
9.2 External committees & working Groups.....	13
<b>Other General Business .....</b>	<b>14</b>
<b>Next Meeting.....</b>	<b>15</b>

## 1 Attendance and Apologies

### 1.1 ATTENDANCE

Chair Cr Karen Wheatland (Melville)  
Deputy Chair Cr Bronwyn Smith (Wanneroo)  
Cr Giorgia Johnson (Bayswater)  
Cr Liam Gobbert (Perth)  
Cr Natasha Colliver  
Cr Laurene Bonza (Dundas)  
Cr Les Price (Cue)  
Cr Michael Dudek (Stirling)  
OAG Deputy Ms Yvette Plimbley (Stirling)  
Mr Darrell Monteiro (Serpentine Jarrahdale)  
Mr Scott Cairns  
Mr Nick Edwards  
Mr Michael Dufour  
Ms Libby Eustance  
Ms Josephine Taylor (Busselton)

Ms Rebecca Brown  
Ms Conor Macgill  
Ms Tazra Hawkins  
Ms Nicole Matthews

WALGA State Council  
WALGA State Council  
Eastern Metropolitan Regional Council  
Mindarie Regional Council  
City of Greater Geraldton  
WALGA State Council  
WALGA State Council  
WALGA State Council  
Metropolitan Local Government  
Metropolitan Local Government  
Mindarie Regional Council  
Bunbury Harvey Regional Council  
City of Greater Geraldton  
Western Metropolitan Regional Council  
Non-Metropolitan Local Government

MWAC/WALGA  
MWAC/WALGA  
MWAC/WALGA  
WALGA

### 1.2 APOLOGIES

Cr Karen Chappel JP  
Ms Mackenzie Young  
Cr Wendy Dickinson (Harvey)  
Mr Brendan Doherty  
Cr Brad Wylynko (Cottesloe)  
OAG Chair Mr Stuart Devenish  
Mayor Hannah Fitzhardinge (Fremantle)

WALGA President  
MWAC/WALGA  
Bunbury Harvey Regional Council  
Resource Recovery Group  
Western Metropolitan Regional Council  
Western Metropolitan Regional Council  
Resource Recovery Group

## 2 Acknowledgement of Country

WALGA acknowledges the continuing connection of Aboriginal people to Country, culture and community. We embrace the vast Aboriginal cultural diversity throughout Western Australia, including Boorloo (Perth), on the land of the Whadjuk Noongar People, where WALGA is located and we acknowledge and pay respect to Elders past and present.

WALGA is committed to supporting the efforts of WA Local Governments to foster respectful partnerships and strengthen relationships with local Aboriginal communities.

### 3 Procedural Matters

#### 3.1 ELECTION OF MWAC CHAIR

Nominations were called for before and at the meeting. Cr Karen Wheatland nominated for Chair and was elected unopposed. This result required an election for Deputy Chair, nominations were called for from the floor and Cr Bronwyn Smith nominated and was elected unopposed.

#### 3.2 MWAC MINUTES TABLED AT WALGA STATE COUNCIL

A summary of the Minutes of the Municipal Waste Advisory Council meeting held Wednesday, 21 August 2024 will be noted at the next WA Local Government Association State Council meeting.

### 4 Minutes of Previous Meeting

#### 4.1 CONFIRMATION OF THE PREVIOUS MWAC MINUTES

##### MUNICIPAL WASTE ADVISORY COUNCIL MOTION

**That the Minutes of the Municipal Waste Advisory Council meeting held on 21 August 2024, be confirmed as a true and accurate record of proceedings.**

**Moved: Cr Laurene Bonza**

**Seconded: Cr Les Price**

**CARRIED**

### 5 Business Arising

Nil

### 6 Decision Items

#### 6.1 REVIEW OF CONTAINER DEPOSIT SYSTEMS POLICY STATEMENT

##### MUNICIPAL WASTE ADVISORY COUNCIL MOTION

**That the Municipal Waste Advisory Council:**

- 1. Rescind the existing Container Deposit Systems Policy Statement and Advocacy Position 7.6 Container Deposit Systems:**

***Local Government supports the immediate introduction of a Container Deposit Scheme in Western Australia.***

- 2. Endorse a new Container Deposit Scheme Advocacy Position:**

***1. Local Government supports the WA Containers for Change Scheme and acknowledges its contribution to reducing litter, increasing material recovery and providing employment opportunities across the state.***

***2. To maximise the benefits of the WA Scheme, Local Government calls on the State Government to:***

- a. Maintain a resource recovery target of 85% for eligible containers and a focus on litter reduction.***

- b. Expand the range of containers accepted in the Scheme, by:
 
  - i. 2027: to include wine bottles, spirit bottles and larger sizes of currently eligible containers.*
  - ii. 2030: to include plain milk and milk alternative containers and composite container types.*
  - iii. 2035: other container types.**
- c. Ensure national alignment of the materials covered by the Scheme and consistent messaging.*
- d. Maintain a State-based and managed Scheme.*
- e. Review the deposit amount to appropriately incentivise community engagement.*
- f. Increase the number of refund and donation points to ensure community access, including in public places and at events.*
- g. Ensure refund points are financially sustainable.*
- h. Leverage the refund point collection network to provide drop off points for other materials covered by effective product stewardship schemes.*

**Moved: Cr Laurene Bonza**  
**Seconded: Cr Natasha Colliver**

**CARRIED**

### **Executive Summary**

- WALGA's 2008 [Container Deposit Systems \(CDS\) Policy Statement](#) and Advocacy Position [7.6 Container Deposit Systems](#), formed the basis of WALGA's advocacy for the introduction and design of a WA CDS, Containers for Change, which commenced on 1 October 2020.
- The current Advocacy Position (7.6 Container Deposit Systems) and many of the elements in the Policy Statement have been achieved. However there are aspects of the Scheme that Local Government has identified as important to improve.
- The October Officer Advisory Group (OAG) meeting agreed that an updated Advocacy Position be developed.
- It is proposed that the current CDS Policy Statement be rescinded and replaced by a new advocacy position focussing on the future operation of the CDS.

### **Background**

WALGA's Container Deposit Systems (CDS) Policy Statement, and Advocacy Position, were first endorsed in 2006 and reviewed and amended in 2008. WALGA has used the CDS Policy Statement to inform national and state-based advocacy, including significant input into the development of the WA Scheme. The current Advocacy Position ([7.6 Container Deposit Systems](#)) and many of the elements in the Policy Statement have been achieved.

The State Government undertook consultation on the expansion of the material accepted by the Scheme in early 2023. WALGA's [Submission](#), and subsequent advocacy, has focused on the inclusion of wine and spirit bottles as a minimum.

The updated Advocacy Position will provide the basis for ongoing advocacy to improve the Scheme and incorporates feedback from Local Government regarding:

- What materials would ideally be included in the Scheme – short, medium and long term.
- How much the refund amount should be to ensure the objectives of the Scheme are met.
- What additional geographic coverage is needed and what other approach to accessing the Scheme should be available.
- How the Scheme could be leveraged to collect other materials covered by effective product stewardship schemes.

### **Comment**

Since its introduction in October 2020, the WA CDS, Containers for Change, has reduced litter, significantly increased material recovery across the state and generated more than 820 jobs, with upwards of 32 per cent of these going to people with disabilities, Aboriginal people and the long-term unemployed. The Scheme supports State Waste Strategy objectives by promoting the recovery of more, and higher quality resources, from waste.

Local Government acknowledges the accomplishments of the WA Containers for Change Scheme and the associated benefits delivered in its initial years of operation. However ongoing assessment and development is required for the Scheme to continue to deliver, and expand on, these outcomes into the future.

An updated CDS position is proposed to provide a basis for WALGA's continuing advocacy to address the following Scheme issues and priorities identified by the Local Government Sector:

#### *A. Maintain a resource recovery target of 85% for eligible containers*

Local Government supports a CDS that maximises resource recovery a key objective, supported by legislation to redeem 85% of eligible containers from the Western Australian marketplace.

#### *B. Continued focus on litter reduction*

Local Government considers the initial success of the CDS in reducing litter should be built upon through expansion of the Scheme to include a wider range of materials, and further community engagement to incentivise involvement.

#### *C. Expand the range of containers accepted in the Scheme*

Local Government considers that a CDS should be based on the recovery of given material types and therefore be able to encompass, but not be limited to, all metals, glass, liquid paper board, plastic (PET, HDPE and LDPE) and composite containers. Expanding the range of containers currently accepted in the Scheme would contribute to the recovery of higher rates of quality materials and provide further incentive for householders to divert these materials from landfill, particularly in areas where kerbside recycling may not be accessible.

#### *D. Ensure national alignment of the materials covered by the Scheme and consistent messaging*

Given the national nature of product distribution, and various Schemes in place nationally, it is important that where possible consideration is given to national norms in key areas such as system objectives, deposit amounts, labelling and material and container types covered.

*E. Maintain a State-based and managed Scheme*

In the absence of a consistent national scheme, individual jurisdictions have successfully developed and implemented State based schemes. Considering this, Local Government does not support moving to a nationally managed scheme at this current time.

*F. Review of deposit amount to appropriately incentivise community involvement*

Local Government supports ongoing assessment and review of the Scheme's ability to incentivise involvement, including deposit rate amounts and Scheme accessibility. Comparison of container deposit schemes worldwide shows higher overall return rates for schemes offering higher deposit values, coupled with a convenient and accessible return network.

*G. Increase the number of refund and donation points to ensure community access, including in public places and at events*

Local Government considers an effective Scheme should have refund points that meet community need, are conveniently located and accessible to people of all abilities. The ability to access refund or donation points in public places and at events is essential to a high return rate.

*H. Ensure refund points are financially sustainable*

Refund points must be adequately resourced by the Scheme Coordinator to ensure they are financially sustainable.

*I. Leverage the refund point collection network to provide drop off points for other materials covered by effective product stewardship schemes*

The majority of the State's population has access to, and awareness of, the CDS refund point network. This could be leveraged to provide collection options for material which cannot be processed through kerbside bins and is covered by effective product stewardship schemes. Local Government supports leveraging the existing network and associated economies of scale to further improve material recovery rates across the State.

Feedback from the OAG emphasised the need for national harmonisation of materials covered by the Scheme and ensuring community access to refund or donation points in public places and at events. The Advocacy Position has been updated to reflect these comments.

**Discussion at the Municipal Waste Advisory Council meeting**

The Council discussed the need to ensure the financial sustainability of refund points and the many factors which impacted this. Factors which impact the financial sustainability of refund points change from region to region, dependent on who the employer is and what Award applies and how many containers are collected.

Reverse vending machines in shopping centres was identified as a new development to the Scheme which could provide additional access. Additional information on RVMs distribution will be provided to the next MWAC meeting.

## 6 SUBMISSION ON THE PRODUCTIVITY COMMISSION INQUIRY INTO OPPORTUNITIES IN THE CIRCULAR ECONOMY CONSULTATION\*\*\*

### MUNICIPAL WASTE ADVISORY COUNCIL MOTION

**That the Municipal Waste Advisory Council endorse the Submission on the Productivity Commission Inquiry into Opportunities in the Circular Economy.**

**Moved: Cr Les Price**

**Seconded: Cr Natasha Colliver**

**CARRIED**

### Executive Summary

- The Productivity Commission is inquiring into Australia's opportunities in the circular economy to improve materials productivity and efficiency in ways that benefit the economy and the environment.
- The Inquiry Terms of Reference were released on 23 August 2024 and a [Call for Submissions Paper](#) was released on 16 September 2024. Consultation closes on 1 November 2024, WALGA requested, and has been granted, an extension to November 15 2024.

### Background

The Productivity Commission is undertaking an inquiry into circular economy and has released a [Call for Submissions Paper](#) which identifies issues and questions the Commission has identified as relevant at this early stage of the Inquiry. This is the first stage of the Commission's work and further opportunities to comment will be available in February 2025 (with submissions due April 2025). This Inquiry follows the Commission's earlier Inquiry into the Right to Repair, on which WALGA made several [Submissions](#).

### Comment

The Productivity Commission's Paper identifies a range of potential benefits from a circular economy in Australia, including improving economic, environmental and social outcomes. Feedback from the OAG (at the meeting and from a group of officers reviewing the Submission) identified the need to showcase WA Local Government initiatives in the circular economy, and to ensure the development of a recovered materials framework which builds trust in recycled products and undertakes effective market development.

Other considerations for the Submission included:

- The important role of procurement as a way of embedding a more circular approach.
- The fundamental shift in how the economy operates which the transition to a circular economy would require.
- Other economic shifts which have occurred and facilitate a more circular economy approach, for example the sharing economy.

Timeframe for Submission development:

- 23 October MWAC meeting to consider Draft Submission.
- 7 November Flying Agenda for State Council to consider WALGA Submission.

- 15 November      Submit to the Productivity Commission.

Consultation closes on 1 November 2024, WALGA requested, and has been granted, an extension to November 15. The Submission is **attached**.

#### **Discussion at the Municipal Waste Advisory Council meeting**

The Council discussed that the impact of the Sharing Economy, referenced in the Submission, had some negative impacts and this should be identified. The Submission will be updated to reflect this feedback.

### **7 SUBMISSION ON REFORM OF PACKAGING REGULATION\*\*\***

#### **MUNICIPAL WASTE ADVISORY COUNCIL MOTION**

**That the Municipal Waste Advisory Council endorse the Submission on the Reform of Packaging Regulation.**

**Moved: Cr Bronwyn Smith**

**Seconded: Cr Laurene Bonza**

**CARRIED**

#### **Executive Summary**

- The Australian Government's Department of Climate Change, Energy, the Environment and Water (DCCEEW) released a Consultation Paper on [Reform of Packaging Regulation](#) on 27 September 2024 for feedback by 28 October 2024.
- The Australian Government is working to reform Australia's packaging regulations to minimise packaging waste and pollution and build a circular economy for packaging. Under a circular economy, packaging would be designed to reduce waste, be recyclable and use recycled content, and used packaging would be collected and reused, or recycled back into packaging or other valuable products.
- The Consultation Paper outlines three potential options to reform packaging regulation:
  1. Strengthening administration of the co-regulatory arrangement.
  2. National mandatory requirements for packaging circularity.
  3. An extended producer responsibility scheme for packaging.
- WALGA's submission supports Option 3, as it includes funding options, design requirements and an organisation to drive the outcomes required for packaging.

#### **Background**

DCCEEW released a Consultation Paper on [Reform of Packaging Regulation](#) on 27 September 2024 for feedback by 28 October 2024. The Paper highlights that design decisions impact recycling and waste management sectors and the environment and the "costs to manage the used packaging and litter it generates often fall to the taxpayer, Local Government and the waste and recycling industry".

The Australian Government undertook consultation on the current regulatory arrangements for packaging, the National Environmental Protection (Used Packaging Material) Measure 2011, in 2021. WALGA's [Submission](#) did not support the current approach and recommended that packaging product stewardship be made mandatory and be brought under the national legislation.



The Paper outlines three potential options to reform packaging regulation as follows:

1. Strengthening administration of the co-regulatory arrangement.
2. National mandatory requirements for packaging circularity.
3. An extended producer responsibility scheme for packaging.

#### **Comment**

Option 1 is a strengthening of this current arrangement, which is not supported as it has significant flaws. Option 2 focuses on government regulation only, without any product stewardship organisation. It would achieve some outcomes in relation to design for recyclability but does not include a funding mechanism for infrastructure or to underpin costs. Option 3 includes a product stewardship organisation which would be responsible for the Scheme administration, options for funding mechanisms and many of the design requirements identified in Option 2. Option 3 most closely aligns to the WALGA Product Stewardship [Advocacy Position 7.15](#) and [Policy Statement](#). The Officers Advisory Group supports endorsing Option 3 as it encompasses all aspects related to effective product stewardship schemes.

Timeframe for Submission development:

- 7 October OAG Discuss the call for submission paper
- 23 October MWAC meeting to consider draft submission
- 4 November Submitted to DCCEEW

WALGA has been granted an extension on the Submission deadline to November 4, to allow greater consideration by the sector. The Submission is **attached**.

#### **Discussion at the Municipal Waste Advisory Council meeting**

The current situation, where the Australian Packaging Covenant Organisation (APCO) is progressing product stewardship for packaging (under State/Territory based legislation), was discussed. Environment Ministers had previously set the target that all packaging should be recyclable, reusable or compostable by 2025, however this target is not on track to be met.

The Council questioned how problematic materials, such as polystyrene, and chemicals, like PFAS would be dealt with under Option 3 for packaging reform. This option will require design standards to ensure packaging is recyclable through kerbside (which excludes polystyrene) and does not contain PFAS and other chemicals of concern.

## **8 Discussion Items**

### **7.1 REVIEW OF THE WASTE MANAGEMENT LEGISLATION POLICY STATEMENT**

#### **Executive Summary**

- The [Waste Management Legislation Policy Statement](#) was adopted in 2004. The Statement outlines Local Governments' position on waste management legislation in Western Australia and sets out the key objectives Waste Management legislation should achieve.
- WALGA used the Policy Statement to inform advocacy on the development of the *Waste Avoidance and Resource Recovery (WARR) Act 2007*.

- The current Advocacy Position [7.1 Waste Management Legislation](#), and many of the elements in the Policy Statement, are no longer relevant as they have been achieved.

### For Discussion

- What are the key issues that Local Government considers need to be addressed in future reviews of the *Waste Avoidance and Resource Recovery Act 2007*?

### Background

WALGA has used the Waste Management Legislation Policy Statement as a reference point in relation to the development, and both reviews, of the *Waste Avoidance and Resource Recovery Act 2007*. The review of the Policy Statement and Advocacy Position offer the opportunity to examine the key elements of the legislation which need to be updated/reviewed and those areas which are operating well.

The OAG supported rescinding the Policy Statement and updating the Advocacy Position, and considered that the following points should be included an updated Position:

- incentivising market involvement by removing barriers to investment and innovation
- addressing long-term goals and major challenges, such as PFAS
- promoting the Circular Economy
- including waste education/behaviour change.

### Discussion at the Municipal Waste Advisory Council meeting

The Council discussed key issues to be considered as part of the review including:

- Inclusion of Circular Economy
- Waste Education / Behaviour Change
- Strengthening product stewardship provisions
- Supporting Local Governments in regional areas, where there are frequently large distances to transport material and limited economies of scale
- Supporting Local Governments to meet the Waste Strategy Targets and reducing the costs to transition to better practice services
- Focusing on waste avoidance, particularly food waste avoidance
- Supporting better waste management practices across Western Australia.

Persistent Chemicals like PFAS were raised as an ongoing concern, WALGA continues to advocate at a national level for system change so these types of chemicals are not included in products.

## 8 Information Items

### 8.1 POLICY STATEMENT REVIEW UPDATE

Policy Statement	Status	Timeframe
Container Deposit Systems	Review Scheduled	Initial Review – August OAG/MWAC Revision considered – October OAG/MWAC
Waste Management Legislation	Review Scheduled	Initial review – October OAG/MWAC Revision considered – November/December OAG/MWAC

Circular Economy	In development	Initial discussion – April OAG/MWAC Draft for consideration – November/December OAG/MWAC
Extended Producer Responsibility	Complete	Product Stewardship Policy Statement and Advocacy Position to be considered at the 5 September State Council
Waste Levy	Complete	Endorsed May 2024 State Council
Recovered Materials Framework	Complete	Endorsed February 2024 State Council
Household Hazardous Waste	Complete	Endorsed December 2023 State Council
Waste Management Education	Complete	Endorsed December 2023 State Council
Waste Management Data and Information Management	Complete	Rescinded September 2023 State Council

## 8.2 BETTER PRACTICE DOCUMENT REVIEW UPDATE

There have been a range of better practice documents developed and the Team has identified the need to review and potentially update them. This project is at initial prioritisation/ scoping stage.

Better Practice Document	Status	Timeframe/comment
Waste Local Law	In progress	Meet with DWER in October to discuss timeframe
Vergeside	Review to be scheduled	Meet with DWER in October to discuss timeframe
Reuse Shops	Review to be scheduled	Refresh only
Charity bin management	In discussion if review is needed	To discuss in the charity recycling group meeting (November) whether charity bins are in their 5-year strategies, if not, then we won't review
Shopping Trolley	Review to be scheduled	Refresh only
Better Practice Optical Surveillance Devices (aka CCTV)	Review to be scheduled	Establish if it is a rewrite or refresh only
Planning	Review to be scheduled	Establish with the planning team if a review is necessary
Model Process Illegal Dumping	Review to be scheduled	Establish if review is necessary, this document was never made public
Helium Balloons	Removed	Removed from WasteNet as the single-plastics ban replaced the need for this Better Practice Document

## 8.3 MWAC / OAG MEMBERSHIP

- Welcome Cr Liam Gobbert as a representative for Mindarie Regional Council.

- Officers Advisory Group Chair Ruth March has tendered her resignation from the OAG, Mr Stuart Devenish is the newly elected chair of the OAG.

#### **8.4 BIN TAGGING UPDATE**

- The WasteSorted Bin Tagging program expression of interest closed on Friday, 27 September 2024. WALGA received 12 applications from 14 Local Governments.
- Successful applicants were the Western Metropolitan Regional Council (Subiaco, Mosman Park, Cottesloe), Eastern Metropolitan Regional Council (Mundaring), the Cities of Belmont, Swan, Joondalup, Canning and Kalgoorlie-Boulder and the Shire of Esperance.

#### **8.5 DWER AUTHORISED OFFICER TRAINING**

- On Friday, 13 September an Expression of Interest was sent to WALGA's contact list of Environmental Health Officers to gauge the interest in completing the DWER Authorised Officer Training.
- The survey closed on Friday, 20 September with 36 respondents. In total, the respondents estimated there would be 99 interested officers within their Local Governments.
- The results of the EOI have been provided to DWER who are now confirming how the course can be delivered for Local Governments.

#### **8.6 2024 WASTE & RESOURCE RECOVERY CONFERENCE**

- On Wednesday, 4 September and Thursday, 5 September 2024, over 400 delegates gathered at Crown for the annual Waste & Resource Recovery Conference.
- The event received positive feedback, with survey respondents rating the overall content and trade exhibition higher than in previous years. The keynote speakers all received at least an 'above average' rating. Notably, there was an almost 20% increase in respondents indicating they plan to return for the 2025 Waste & Resource Recovery Conference.

#### **8.7 HHW PROGRAM 2023-24 SUMMARY**

- WALGA went to tender for the HHW Program's 2023/24-2027/28 Funding Agreement. The successful tenderer for the collection and recycling/disposal of HHW materials was Cleanaway, and Perth Chemical Specialists for the testing of unknown chemicals.
- In 2023-24, a total of 503,329kg of HHW was collected through the Program from 15 permanent facilities.
- Total Program expenditure was \$2,030,323, \$135,323 more than the HHW Program's budget for the 2023-24 financial year. The Waste Authority's \$100,000 HHW Program budget allocation was able to be re-allocated to Program expenditure, plus an additional \$35,323 was approved to cover the remaining overspend.
- 89% of expenditure was for the collection, testing and disposal/recycling of material from HHW permanent facilities, 7.4% was for WALGA administration costs, 2.4% was for 15 HHW facility safety audits and 1.2% was for HHW Program promotional activities.
- The main materials collected through the Program this financial year, by weight, were gas cylinders - propane (30%), batteries (16%) and flammable liquids (11%).
- The cost for the collection, testing and disposal/recycling of all HHW collected was \$3.59/kg (\$3,591/tonne).
- The 15 Local Government/Regional Councils that run HHW facilities reported their contributions totalled \$1,165,131 to operate and maintaining their HHW facilities.
- Of the product stewardship schemes:
  - Paintback is estimated to save the HHW Program \$700,000 annually,
  - B-Cycle rebates saved the Program \$247,429,

- the Kleenheat gas cylinder arrangement saved the Program \$9,774, with 93% of the cylinders that went to Kleenheat being reused.
- 10 HHW training sessions were held, training 61 attendees, with attendees from 11 HHW facilities.
- A phone survey was undertaken aiming to obtain information about HHW practices in the community, including disposal methods and frequency, facilities accessed, distance willing to travel and where disposal information is sought. The results of the survey are being used to improve Program delivery and inform advocacy.

## **8.8 EMERGING ISSUE: PV RECYCLING**

- The Smart Energy Council has informed WALGA that there has been a reduction in export markets for Australia's second hand photovoltaic (PV) panels. Traditional export markets, such as Africa, have started to receive cheaper options from other markets, which could displace the PV's which were being exported from Australia.
- The Federal Government has highlighted PV's as a priority material for product stewardship and the need for this has now become more urgent.
- A relatively small number of PV's have historically been dropped off at Local Government facilities and have been recycled with scrap metal. Local Governments are requested to advise WALGA if there is a significant increase in PV's being dropped off.

### **Discussion at the Municipal Waste Advisory Council meeting**

The Council questioned how this situation could be addressed and what current options there were for Western Australia. PV recyclers are operating in other states, but none currently in WA, so the only option for recycling is transporting PVs. WALGA is meeting with the Chair of the Waste Authority and DWER in the coming weeks and will raise this matter.

## **9 Reports**

### **9.1 MWAC GROUPS**

#### **Metropolitan Regional Council Working Group**

Delegates/Nominees: TBC

This Group has not met since the previous MWAC Meeting.

#### **Consistent Communications Collective**

Delegates/Nominees: n/a

This Group is scheduled to meet on Wednesday 6 November.

#### **Household Hazardous Waste Advisory Group/Operators Meeting**

This Group has not met since the previous MWAC Meeting.

## **9.2 EXTERNAL COMMITTEES & WORKING GROUPS**

#### **DWER Regulatory Reference Group**

Representative: WALGA Executive Manager, Policy

This Group met on 28 August.

#### **DWER FOGO Reference Group**

Representative: Senior Policy Advisor, RRG, EMRC, WMRC

This Group met on Thursday 16 September.

**DWER Recovered Materials Stakeholder Reference Group**

Representative: MWAC Executive Officer / Senior Policy Advisor

This Group met on Thursday 19 September.

**Australasian Packaging Label Working Group**

Representative: Senior Policy Advisor

This Group has not met since the previous MWAC meeting.

**Hazard Coordinating Committee**

Representative: MWAC Executive Officer

This Group has not met since the previous MWAC Meeting.

**Across Agency Asbestos Group**

Representative: MWAC Executive Officer / Senior Policy Advisor

This Group met on Thursday 12 September.

**Waste Management and Resource Recovery Association**

Representative: Senior Policy Advisor

This Group meet on Thursday 26 September.

**Charitable Reuse Australia**

Representative: Senior Policy Advisor

This Group met on Tuesday 13 August.

**Keep Australia Beautiful Council**

Representative: MWAC Executive Officer

This Group met on Thursday 17 October. The Council is currently responding to a review of its operations and the need to review the *Litter Act 1979*. The Awards for Tidy Towns are scheduled for 29 November for more information visit the [website](#).

**Australian Local Government Association (ALGA) Representative**

Representative: MWAC Executive Officer

WALGA is representing ALGA on the Government Officers Group for the Australian Packaging Covenant. This Group is meeting on a monthly basis to provide input and direction into the development of the new regulatory framework for packaging.

**E-Waste to Landfill Ban Technical Advisory Group**

Representative: MWAC Executive Officer/Senior Policy Advisor

This Group met on 10 October to discuss the implementation of the landfill ban. The Department has updated and provided more in depth Frequently Asked Questions which address many Local Government concerns.

**Container Deposit Scheme Stakeholder Advisory Group**

Representative: MWAC Executive Officer

This Group has not met since the previous MWAC meeting.

## 10 Other General Business

### 10.1 SOFT PLASTIC

An update was provided that the Australian Government continues to push for the inclusion of soft plastic into kerbside recycling collections. This approach is opposed by

Local Governments, and the waste industry, across Australia. The material is low value, would contaminate other recycling streams and does not have reprocessing options.

**The meeting closed at 4.58pm.**

#### **Next Meeting**

The next MWAC meeting will be held on Wednesday, 11 December at 4:00pm in person at the WALGA office (ONE70, Level 1, 170 Railway Parade, West Leederville 6007).

# Submission on the *Reform of Packaging Regulation Consultation Paper*

October 2024

## About WALGA

The Western Australian Local Government Association (WALGA) is an independent, member-based, not for profit organisation representing and supporting the WA Local Government sector. Our membership includes all 139 Local Governments in the State.

WALGA uses its influence, support and expertise to deliver better outcomes for WA Local Governments and their communities.

We advocate to all levels of Government on behalf of our Members, and provide expert advice, services and support to Local Governments.

WALGA's vision is for agile and inclusive Local Governments enhancing community wellbeing and enabling economic prosperity.

## Acknowledgement of Country

WALGA acknowledges the continuing connection of Aboriginal people to Country, culture and community. We embrace the vast Aboriginal cultural diversity throughout Western Australia, including Boorloo (Perth), on the land of the Whadjuk Nyoongar People, where WALGA is located and we acknowledge and pay respect to Elders past and present.

## Introduction

WALGA welcomes the opportunity to comment on the Department of Climate Change, Energy, and the Environment and Water (DCCEEW) [Reform of Packaging Regulation Consultation Paper](#) (Consultation Paper).

This Consultation Paper follows on from the consultation on the current regulatory arrangements for packaging, the National Environmental Protection (Used Packaging Material) Measure 2011, in 2021. WALGA's [Submission](#) did not support the current approach and recommended that packaging product stewardship be made mandatory and be brought under the national legislation.

This Consultation Paper outlines the options to reform Australia's packaging regulations to minimise packaging waste and pollution and build a circular economy for packaging. Under a circular economy, packaging would be designed to reduce waste, be recyclable and use recycled content, and used packaging would be collected and reused, or recycled back into packaging or other valuable products.

The Consultation Paper identifies the current problems with packaging management in Australia, including:

- Impact of landfill and litter on the environment
- Too much packaging being placed on the market, with limited design for recyclability
- More collection and recycling capacity needed
- Slow market development for used packaging materials
- Impact on recycling outcomes of complex and non-transparent information.



Three options for packaging reform are identified:

1. Strengthening administration of the co-regulatory arrangement: Improve existing arrangements through stronger compliance and enforcement and education program to minimise those businesses that are not taking responsibility for their packaging.
2. National mandatory requirements for packaging: uses national legislation, would place bans on problematic materials and chemicals of concerns, mandate minimum recyclability of packaging and minimum recycled content thresholds.
3. An extended producer responsibility scheme for packaging: Government would establish a national Scheme, with Industry led outcomes and mandated requirements. Scheme fees and eco-modulated fees based on packaging placed on the market would support the administration of the Scheme and other outcomes. Mandatory obligations relating to packaging design, similar to option 2, would be part of the Scheme.

This Submission provides some general comments on the Consultation Paper and uses WALGA's Product Stewardship [Advocacy Position](#) and [Policy Statement](#) to analyse the options and provide a recommendation for Government to progress.

## General Comments

The Consultation Paper presents a comprehensive overview of the issues with packaging design, management and recovery in Australia and reinforces many of Local Governments' concerns. Some general comments:

- Kerbside harmonisation: commentary in the Consultation Paper states a lack of national harmonisation in Australia's kerbside collection system contributes to complex and unclear information. WALGA has worked with other State and Territory Local Government Associations and the Australian Local Government Association (ALGA) on this issue. Local Governments are largely consistent in their messaging regarding what to put in kerbside bins. Where there is variation, it is due to recycling sorting and material processing options available in that location.
- Measures of success - the measures outlined in section 4.3 are largely supported, however:
  - Volume: Recovery amounts are usually measured in tonnage (weight based) rather than volume (space based). Recommend that a weight based measure be used for products.
  - The amount of packaging sent to landfill per capita is reduced: This metric is difficult to measure directly unless comprehensive landfill audits are conducted prior to and post implementation. What can be measured is the amount of material recovered per capita. If the amount recovered is subtracted from the amount placed on the market it would provide the amount landfilled and disposed of as litter.
  - Litter: Most jurisdictions are using a similar litter methodology, as litter is identified as part of the problem definition it would be useful to have a measure relating to litter.

## Comparison of Options

Local Government considers that industry should take responsibility (physical and/or financial) for the waste that it generates through the entire life cycle of the products it produces through the implementation of effective product stewardship. Without effective product stewardship, there will be increasing costs for the community, resource recovery targets will be difficult to reach and a transition to a circular economy is unlikely. Table 1 compares the characteristics Local Government has identified as characteristics of effective product stewardship against the three options provided in the Consultation Paper.

**Table 1: Characteristics of Effective Product Stewardship and Packaging Options**

Characteristics	Option 1	Option 2	Option 3
Producers and importers taking responsibility for post consumption product impacts.	Red	Red	Green
Schemes covering the entire cost of product recycling or recovery, including transport.	Red	Red	Green
Leveraging existing Schemes and collection locations.	Yellow	Red	Yellow
Being easy and convenient for the community to access.	Green	Green	Green
Having equitable national coverage and access for all, including regional and remote locations.	Yellow	Green	Green
Being evidence based.	Green	Green	Green
Consistent regulation and implementation across Australia using national Product Stewardship legislation.	Red	Green	Green
Timely action and industry cooperation during Scheme development and implementation.	Yellow	Yellow	Green
Being demand based and aiming to recover the maximum amount of material, rather than being limited by targets	Yellow	Yellow	Green
No additional cost to consumers when the product is disposed of post consumption	Green	Green	Green

## Conclusion

Based on the analysis of the options, **WALGA supports Option 3**. This option has the flexibility to address the concerns of Local Governments in Western Australia, by changing how packaging is designed to make it more recyclable, using the eco-modulated fees to fund key programs and having a product stewardship organisation tasked with overseeing program implementation.

Option 1 is a strengthening of this current arrangement, which is not supported as it has significant flaws as outlined in the [WALGA Submission](#) on the review of the NEPM. Option 2 focuses on government regulation only, without any product stewardship organisation. It would achieve some outcomes in relation to design for recyclability but does not include a funding mechanism for infrastructure or to underpin costs.

**Recommendation: The Australian Government implement Option 3: An extended producer responsibility scheme for packaging.**

# Submission on the *Productivity Commission Inquiry - Opportunities in the circular economy*

October 2024

## About WALGA

The Western Australian Local Government Association (WALGA) is an independent, member-based, not for profit organisation representing and supporting the WA Local Government sector. Our membership includes all 139 Local Governments in the State.

WALGA uses its influence, support and expertise to deliver better outcomes for WA Local Governments and their communities.

We advocate to all levels of Government on behalf of our Members, and provide expert advice, services and support to Local Governments.

WALGA's vision is for agile and inclusive Local Governments enhancing community wellbeing and enabling economic prosperity.

## Acknowledgement of Country

WALGA acknowledges the continuing connection of Aboriginal people to Country, culture and community. We embrace the vast Aboriginal cultural diversity throughout Western Australia, including Boorloo (Perth), on the land of the Whadjuk Nyoongar People, where WALGA is located and we acknowledge and pay respect to Elders past and present.

## Introduction

WALGA welcomes the opportunity to comment on the Productivity Commission's [\*Opportunities in the circular economy: Call for submissions\*](#). WALGA considers this work builds on the Productivity Commission's earlier Inquiry into the Right to Repair. WALGA has a range of [Advocacy Positions](#) (Appendix 1) which are relevant to the Inquiry.

The Productivity Commission, on behalf of the Australian Government, is undertaking an Inquiry into Australia's opportunities in the circular economy to improve materials productivity and efficiency to benefit the economy and the environment. The Commission is seeking feedback on four key areas:

- Circular economy success stories and measures of success
- Priority opportunities to progress the circular economy
- Hurdles and barriers to a circular economy
- Government's role in a circular economy.

While circular economy principles are agreed on, and the term is widely used within the context of the waste management industry, an effective transition towards circularity requires key principles to be adopted across all levels of government and industry sectors. Moving to a circular economy cannot be achieved by effective waste management alone, instead it will require a fundamental shift in how the economy operates and offers the opportunity to maximise use of resources.

This Submission identifies WA circular economy success stories, key circular economy opportunities and barriers for Local Government in Western Australia and roles for Government.

## Success stories and measures of success

Western Australian Local Governments have embraced the concept of a circular economy and are making inroads into establishing circular approaches, mainly through waste management activities focusing on the increased repair, reuse and recovery of materials.

Currently, the closest means for Western Australia to measure circularity relies on waste management data, particularly recovered material tonnages. There is limited opportunity to measure how material is remaining in the system at its highest value outside these metrics.

There are also inconsistent levels of measurement across industry sectors, with detailed data available for construction and demolition and municipal waste, but limited waste composition data for the commercial and industrial sector. Data that is available lacks the necessary granularity to assist in developing waste avoidance and resource recovery solutions.

### Case study: Eastern Metropolitan Regional Council

The Eastern Metropolitan Regional Council (EMRC) provides services in waste management and education, resource recovery and sustainability initiatives to three member Councils in Perth's eastern region. In 2022, EMRC commissioned a [Regional Circular Economy Horizon Scan](#), to gain insight into opportunities to plan and promote circularity in Perth's eastern region and wider WA.

The Horizon Scan highlights Western Australia's traditional reliance on material export and commodity prices and recommends supporting existing recycling reuse and remanufacturing infrastructure while identifying and promoting innovative solutions to shift toward a more circular model, as shown in Figure 1.

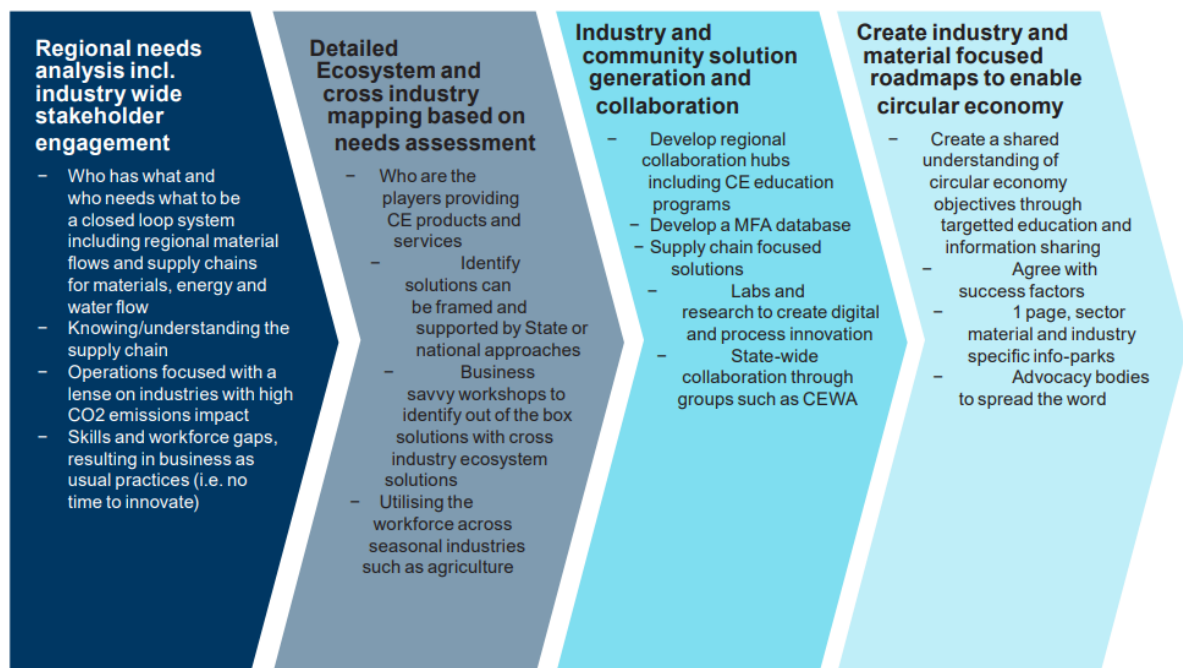


Figure 1: A four-stage circular economy enabling strategy. [EMRC, 2022](#)

## Priority opportunities

The call for submissions highlights five industries as having the most potential to advance the circular economy: mining, construction, manufacturing, agriculture and waste management. However, the opportunity to embed circularity across all sectors can be significantly advanced through targeting procurement approaches.

Changes to procurement policies are a potentially significant lever to move to more circular approaches. Examining whether a capital purchase is required to achieve an outcome or an alternative business model that meet the same need would be acceptable, this could include borrowing, leasing or refurbishment. Another option is calibrating procurement to preference products which have simple and transparent recycling pathways or reuse potential.

Setting procurement targets for recycled content in products, and the use of recovered materials in infrastructure projects at all levels of government, will assist in increasing confidence in using recycled materials and supporting emerging markets.

### **Quality assurance and market development for recovered materials**

WALGA's [Recovered Material Framework advocacy position](#) highlights the need for the State Government to take a leadership role in facilitating the use of recovered material by providing a regulatory framework to ensure end users have high confidence in the quality and safety of products. This would include a requirement for validation and certification of products to ensure they are fit for purpose, with outcomes-based specifications which take into consideration the receiving environment and minimise risk to human and environmental health. This is an essential step for materials to cease being considered a waste and become a product.

### **Sharing economy**

The sharing economy is a new economic approach which facilitates a more circular approach based on people sharing possessions and services, for free or for a fee, using online platforms and local resource hubs. Regulation has struggled to keep pace with the sharing economy and there are potentially negative outcomes associated with this.

From a waste management perspective, the sharing economy offers options for people to share or exchange good quality second hand products rather than buying new. Local Governments have seen high take up rates and community satisfaction from being able to borrow or swap items including tools, toys, books and clothes. This approach requires ongoing support, both to establish and maintain these services which are often reliant on volunteers (for example Repair Cafés).

### **Design for circularity**

The design stage of a product determines whether, and to what extent, that product can be reused, repaired or recycled. One example is the work that is currently underway regarding Packaging Regulatory Reform. This work has been initiated at a national level and will potentially lead to the implementation of mandatory design standards for packaging. However, certainty is required to ensure all products entering the market are designed to maintain the highest value as long as possible.

As outlined in WALGA's [Product Stewardship Policy Statement](#), Local Government considers a framework approach should be taken to ensure all products manufactured, distributed and sold are part of an effective product stewardship scheme.

Building on this principle, accessibility of affordable repair options is necessary to support consumers' ability to extend product life and value. As outlined in a [previous submission](#) on the Productivity Commission's Right to Repair inquiry, a positive obligation on manufacturers to provide greater access to repair supplies similar to that in existence in Europe would be beneficial to Australian consumers. Under European directives, household appliances are required to have spare parts available to professional repairers for up to ten years as well as repair and maintenance information. This could potentially influence a consumer's decision when purchasing a particular product. Generally, repairing items in Australia can be more expensive than purchasing new items, particularly for those living in regional areas. There is need for ongoing funding for repair shop operations to make them more mainstream and accessible, with regular operating times.

Repair cafés or pop-ups can subsist in regional areas with appropriate support for volunteers and part-time professional repairers. This diversifies the marketplace and can provide greater skills for other service Industries In those areas.

To facilitate widespread repair operations, training that allows the economic repair of items as required without introducing excessive risk of negating the item's insurance will be required. Repairs should be carried out by qualified persons, but at a standard of qualification that compromises between the costs of repairs and levels of indemnity sought by insurance agents or companies. For that reason, further investment in suitable training opportunities should be supported, particularly in remote areas. This training should also offer flexibility so that qualified workers can undertake training that allows them to repair items outside normal working hours.

### **Regionally focused systems**

Western Australia's geography presents significant challenges in aggregating and transporting materials for reuse and recycling, limiting options for materials to be used at their highest value. Local Government feedback supports the creation of precincts within regions to facilitate waste being received and processed locally to maximise benefit to local communities, or a series of small individual processing facilities in key areas. This will also reduce significant transport costs currently experienced by regional local governments.

WALGA has recommended that as part of the WA State Waste Strategy implementation, regional infrastructure plans be developed that focus on developing infrastructure solutions to manage waste close to source in order to create and develop local industry and employment opportunities.

### **Hurdles and barriers to a circular economy**

While Local Governments have initiated local level circular activities in reuse, repair and recovery, the sector is limited in what it can achieve in the circular economy transition without strategic support and investment from the Australian and State Governments.

Local Government feedback demonstrates that education alone is not effective in facilitating waste avoidance, and specific programs and incentives should be considered to shift consumer behaviours. With increasing pressures on cost of living, supporting the community to reduce waste and easily access more circular options without additional cost is essential. Consumer behaviour driven by price signals increasingly sees low-cost, low-quality products entering the market which are in many cases cheaper to replace than repair, particularly in regional areas with limited service options. A mandated product stewardship framework which ensures all products manufactured, distributed and sold are more easily reused, repaired, recovered or recycled is required to support the shift in consumer behaviour.

The *Recycling and Waste Reduction Act 2020* is national legislation with the option of mandatory, co-regulatory or voluntary product stewardship. WALGA considers that the Australian Government should progress mandatory product stewardship schemes for products that have a national reach. This legislation should be used to ensure consistent regulation across Australia. This approach will also gain economies of scale in relation to implementation and communication and reduce duplication of effort.

From a commercial standpoint, the higher cost and in regional areas, lower availability, of recycled material can be a barrier in replacing virgin materials in Local and State Government projects. This is further intensified by the actual or perceived risk of using recycled materials, if strict product quality specifications are not in place to ensure end users can have confidence in the product.

Western Australia's traditional reliance on material extraction, import and export is also a barrier to circular practices. The capital investment to establish and maintain facilities to produce usable material from waste to a high specification is seen as less economically viable than using readily available virgin material. Support and incentives for reprocessing facilities and the use of

recovered material is therefore necessary to drive infrastructure and market development across the State.

Opportunities to overcome this barrier include creating a knowledge base for priority waste streams which have high processing potential and market value, identifying government led incentives that will assist industry investment in waste re-processing, and developing business cases and investment prospectus for processing waste streams.

This support will be vital in establishing large scale re-processing facilities to deliver sustainable, large volume supply to provide long-term environmental and economic benefits.

With large mining operations prevalent in WA, along with a growing population, there is a correlation between production and waste volumes. It is important to develop new measures that consider waste generated and recovered as a percentage of growth both of the population and the economy. This will assist in measuring progress in the circular economy space outside the existing waste metrics.

## **Government's role in the circular economy**

To effectively transition toward a circular economy, Government must take a leading role in embedding circular practices across a range of industries.

### **Australian Government**

Developing a National Circular Economy Framework which includes:

- Establishing and maintaining a regulated, mandatory product stewardship scheme framework for all products entering the market.
- Setting material design standards to ensure products can be reused, repaired and recycled.
- Including reuse and repair targets and data in the National Waste Policy and reporting on these metrics.
- Establishing circular procurement practices at a national level, including recycled content targets.
- Support and incentives for recovered materials infrastructure and market development.
- Develop new measures for waste and recovery as a percentage of growth both of the population and the economy.
- Ensure there are insurance recognitions for repairs that protect the repairer and user of the repaired item.

### **State Government**

Develop a circular economy framework for WA which includes:

- Undertake a study, such as completed by Green Industries South Australia, to map out what a circular economy in WA would include.
- Establishing a regulatory framework to ensure end users have high confidence in the quality and safety of products derived from recovered materials.
- Creating a knowledge base for priority waste streams which have high processing potential and market value.
- Providing incentives for producers and processors to adopt circular practices.
- Investing in market development for recovered materials.
- Demonstrating business cases for industry to utilise waste streams to create products that have market value.
- Removing legislative barriers to enable more circular approaches to procurement (such as leasing, hiring etc).
- Funding reuse and repair and sharing economy programs for Local Government.



- Establishing circular procurement practices for the WA public sector.
- Establishing a state-wide platform for businesses to list and collect inventory that could be used or repurposed.
- Providing sufficient training and qualification levels that allow local repair of items that meet manufacturing and consumer quality control.

### **Local Government**

Supporting circular initiatives through:

- Establishing circular procurement practices for Local Government activities, including use of recovered materials and investigation of alternative models including lease arrangements.
- Implementing and maintaining reuse and repair and sharing economy programs.
- Community education and engagement to support effective recovery of high value materials through Local Government collections.
- Facilitation of resource recovery centres that allow residents to drop off a range of different materials.
- Having sufficient flexibility in local land use planning frameworks to encourage the establishment of local businesses and industry focusing on circular economy.
- Aligning Local Government activities with State and Australian Government circular economy frameworks.

### **Conclusion**

Transition to a circular economy has the potential to reduce cost of living pressures, maximise use of resources and reduce a range of environmental impacts associated with the manufacture, distribution and post consumption management of products. For these benefits to be realised, action is needed from all levels of Government to change legislation and policies where required, put in place relevant incentives and lead by example.



## **Appendix 1: WALGA Advocacy Positions**

### **7.1 Waste Management Legislation**

Local Government supports waste management legislation that references the principles of Sustainability and the Waste Hierarchy. To be effective, waste management legislation should include the following primary objectives:

1. Protection of human health and the natural environment;
2. Minimise resource consumption;
3. Minimise waste; and
4. Effect the transition to a waste free society.

### **7.8 Waste Management Education**

1. Waste education is an essential part of waste management that empowers the community to engage in waste avoidance, reuse and recovery, and to use services correctly.

2. Effective waste education requires:

- a. Consistent communications by all stakeholders to ensure messages are clear and the community has confidence in the information provided.
- b. A strategic and long-term investment from the State Government, with funding mechanisms in place to support and enable collaboration between Local Governments and Regional Councils.
- c. Recognition of waste education in the definition of 'waste service' in the Waste Avoidance and Resource Recovery Act 2007, in order to allow a charge for waste education as part of the waste service charge.
- d. Identification of priority problematic materials within the waste stream and ongoing advocacy for evidence based alternative approaches.

### **7.10 Household Hazardous Waste (HHW)**

1. Household Hazardous Waste (HHW) is a small but significant component of the waste stream which requires specialised management strategies to protect human health, property and the environment.

2. This requires:

- a. Effective Product Stewardship for all HHW; and
- b. The maintenance and expansion of the HHW Program, funded by the State Government and Product Stewardship Schemes, to provide for the management of HHW collected from the community by Local Government.

### **7.12 Landfill Ban**

Landfill bans are only supported in the presence of effective product stewardship schemes, or other funding mechanisms, for products which would be subject to the ban.

### **7.13 Recovered Materials Framework**

The use of recovered materials, across a range of applications, is essential in reducing the use of basic raw materials, meeting State Waste Strategy Targets and increasing diversion of waste from landfill. To ensure end users have high confidence in the quality and safety of products derived from recovered materials, consistent, outcomes-based standards and investment certainty are required.

The State Government, in consultation with Local Government and the waste management industry, should take a leadership role in facilitating the use of recovered material by:

1. Developing a regulatory framework which:

- a. Outlines clear, outcomes-based specifications for individual products which take into consideration the receiving environment and allow for site-specific assessment.
- b. Minimises risk to human health and the environment from the use of recovered material.
- c. Establishes robust systems to provide quality assurance and ongoing surveillance throughout the supply chain.

2. Providing guidance and support mechanisms for the successful implementation of the framework.

3. Supporting the development of, and access to, sustainable end markets and long-term offtake agreements through initiatives such as active engagement with potential end users and the inclusion of recovered material content targets in Government procurement and large infrastructure projects.

### **7.15 Product Stewardship**

1. Industry should take responsibility (physical and/or financial) for the waste that it generates through the entire life cycle of the products it produces through the implementation of effective product stewardship. Without effective Product Stewardship, there will be increasing costs for the community, resource recovery targets will be difficult to reach and a transition to a circular economy is unlikely.

2. Effective Product Stewardship is characterised by:

- a. Producers and importers taking responsibility for post consumption product impacts.
- b. Schemes covering the entire cost of product recycling or recovery, including transport.
- c. Leveraging existing Schemes and collection locations.
- d. Being easy and convenient for the community to access.
- e. Having equitable national coverage and access for all, including regional and remote locations.
- f. Being evidence based. g. Consistent regulation and implementation across Australia using national Product Stewardship legislation.
- h. Timely action and industry cooperation during Scheme development and implementation.
- i. Being demand based and aiming to recover the maximum amount of material, rather than being limited by targets.
- j. No additional cost to consumers when the product is disposed of post consumption.

3. Local Government calls on the Commonwealth Government to implement effective Product Stewardship schemes for all products that drive environmentally and socially sustainable outcomes through the design, manufacture and distribution of products that can be more easily reused, repaired, recovered or recycled.

4. If national action is not progressed within a reasonable timeframe, or in a way that meets the needs of the Western Australian community, then Local Government supports a State based approach to Product Stewardship.

**17 MEMBERS' MOTIONS OF WHICH PREVIOUS NOTICE HAS BEEN GIVEN**

**18 NEW BUSINESS OF AN URGENT NATURE**

**19 CONFIDENTIAL MATTERS FOR WHICH THE MEETING MAY BE CLOSED TO THE PUBLIC**

**RECOMMENDATION (Closing Meeting to the Public)**

That with the exception of ....., the meeting be closed to members of the public in accordance with Section 5.23(2) of the *Local Government Act 1995* for the purpose of dealing with matters of a confidential nature.

**COUNCIL RESOLUTION**

MOVED

SECONDED

**19.1 RFT 2024-009 NEW LANDFILL GAS POWER STATION AT RED HILL WASTE MANAGEMENT FACILITY (D2024/30479)**

This item is recommended to be confidential because it contains matters of a commercial-in-confidence nature

See Confidential Item circulated with the Agenda under Separate Cover.

**19.2 EAST ROCKINGHAM WASTE TO ENERGY (ERWtE) PROJECT UPDATE (D2024/30480)**

This item is recommended to be confidential because it contains matters of a commercial-in-confidence nature.

See Confidential Item circulated with the Agenda under Separate Cover

**19.3 ITEM 15.1 OF THE LEGAL COMMITTEE – 17 OCTOBER 2024 - LEGAL MATTER UPDATE (D2024/29569)**

This item is recommended to be confidential because it contains matters of a legal advice nature.

See Confidential Item circulated with the Agenda under Separate Cover

**RECOMMENDATION [Meeting re-opened to the Public]**

That the meeting be re-opened, the members of the public be invited to return to the meeting and the recommendations passed behind closed doors be recorded.

**COUNCIL RESOLUTION(S)**

MOVED

SECONDED

Recording of the resolutions passed behind closed doors, namely:

19.1 RFT 2024-009 NEW LAND FILL GAS POWER STATION AT RED HILL WASTE MANAGEMENT FACILITY (D2024/30479)

**COUNCIL RESOLUTION(S)**

MOVED

SECONDED

19.2 EAST ROCKINGHAM WASTE TO ENERGY (ERWtE) PROJECT UPDATE (D2024/30480)

**COUNCIL RESOLUTION(S)**

MOVED

SECONDED

19.3 ITEM 15.1 OF THE LEGAL COMMITTEE – 17 OCTOBER 2024 - LEGAL MATTER UPDATE (D2024/29569)

**COUNCIL RESOLUTION(S)**

MOVED

SECONDED

## 20 FUTURE MEETINGS OF COUNCIL

The next meeting of Council will be held on Thursday, 27 February 2025 (if required) at the EMRC Administration Office, 1st Floor, 226 Great Eastern Highway, Ascot WA 6104 commencing at 6.00pm.

### Future Meetings 2025

Thursday	27 February		at	EMRC Administration Office
Thursday	27 March		at	EMRC Administration Office
Thursday	24 April	(if required)	at	EMRC Administration Office
Thursday	22 May	(if required)	at	EMRC Administration Office
Thursday	26 June		at	EMRC Administration Office
Thursday	24 July	(if required)	at	EMRC Administration Office
Thursday	28 August	(if required)	at	EMRC Administration Office
Thursday	25 September	(if required)	at	EMRC Administration Office
Thursday	27 November		at	EMRC Administration Office

## 21 DECLARATION OF CLOSURE OF MEETING