



AGENDA

D2025/00348

Ordinary Meeting of Council

27 February 2025

Notice of Meeting

Dear Councillors

I wish to advise that the next Ordinary Meeting of Council will be held on Thursday, 27 February 2025 at the EMRC Administration Centre, 1st Floor, 226 Great Eastern Highway, Ascot WA 6104 commencing at 6:00pm.

A handwritten signature in black ink, appearing to read 'Matthew MacPherson', is written over a horizontal line.

Matthew MacPherson | Chief Executive Officer

21 February 2025

Please Note

If any Councillor has a query regarding a report item or requires additional information in relation to a report item, please contact the responsible officer (SOURCE OF REPORT) prior to the meeting.

The meeting will be livestreamed in accordance with s.5.23A of the *Local Government Act 1995*. Images and voices may be captured and streamed on the EMRC's website at www.emrc.org.au. If you have any issues or concerns regarding the livestreaming and recording of meetings, please contact the EMRC Business Support Team.

Public question time will continue as usual and questions may be submitted electronically prior to the meeting, no later than 4.00pm on the day of the meeting to CouncilEnquiry@emrc.org.au.



EMRC Council Members

Cr Filomena Piffaretti	Chairperson	City of Bayswater
Cr Aaron Bowman	Deputy Chairperson	City of Swan
Cr Tallan Ames	EMRC Member	Town of Bassendean
Cr Paul Poliwka	EMRC Member	Town of Bassendean
Cr Michelle Sutherland	EMRC Member	City of Bayswater
Cr Luke Ellery	EMRC Member	Shire of Mundaring
Cr Doug Jeans	EMRC Member	Shire of Mundaring
Cr Jennifer Catalano	EMRC Member	City of Swan

EMRC Council Deputies

Cr Kathryn Hamilton	EMRC Deputy Member	Town of Bassendean
Cr Giorgia Johnson	EMRC Deputy Member	City of Bayswater
Cr John Daw	EMRC Deputy Member	Shire of Mundaring
Cr Ian Johnson	EMRC Deputy Member	City of Swan

Ordinary Meeting of Council 27 February 2025

Table of Contents

1	DECLARATION OF OPENING AND ANNOUNCEMENT OF VISITORS	1
1.1	ACKNOWLEDGEMENT OF COUNTRY	1
2	ATTENDANCE, APOLOGIES AND LEAVE OF ABSENCE (PREVIOUSLY APPROVED)	1
3	DISCLOSURE OF INTEREST	1
4	ANNOUNCEMENTS BY THE CHAIRPERSON OR PRESIDING MEMBER	1
5	RESPONSE TO PREVIOUS QUESTIONS TAKEN ON NOTICE	1
6	PUBLIC QUESTION TIME	1
7	APPLICATIONS FOR LEAVE OF ABSENCE	1
7.1	CR AARON BOWMAN	1
8	PETITIONS, DEPUTATIONS AND PRESENTATIONS	1
9	CONFIRMATION OF MINUTES OF PREVIOUS MEETINGS	2
9.1	MINUTES OF THE ORDINARY MEETING OF COUNCIL HELD ON 28 NOVEMBER 2024	2
9.2	MINUTES OF THE SPECIAL MEETING OF COUNCIL HELD ON 19 DECEMBER 2024	2
9.3	MINUTES OF COMMITTEES THAT WILL NOT MEET AGAIN	2
10	QUESTIONS BY MEMBERS OF WHICH DUE NOTICE HAS BEEN GIVEN	2
11	QUESTIONS WITHOUT NOTICE	2
12	ANNOUNCEMENT OF CONFIDENTIAL MATTERS FOR WHICH MEETINGS MAY BE CLOSED TO THE PUBLIC	3
13	BUSINESS NOT DEALT WITH FROM A PREVIOUS MEETING	4
14	EMPLOYEE REPORTS	4
14.1	LIST OF ACCOUNTS PAID DURING THE MONTHS OF NOVEMBER AND DECEMBER 2024 AND JANUARY 2025 (D2025/02774)	5
14.2	FINANCIAL REPORT FOR THE PERIOD ENDED 30 NOVEMBER 2024 (D2025/03193)	55
14.3	FINANCIAL REPORT FOR THE PERIOD ENDED 31 DECEMBER 2024 (D2025/03200)	71
14.4	FINANCIAL REPORT FOR THE PERIOD ENDED 31 JANUARY 2025 (D2025/03242)	91
14.5	REQUEST FOR TENDER – RFT 2024-005 – SUPPLY OF ALTERNATIVE DAILY COVER RED HILL WASTE MANAGEMENT FACILITY (D2025/03208)	110
14.6	ITEMS CONTAINED IN THE INFORMATION BULLETIN (D2025/02184)	116

15	REPORTS OF COMMITTEES	116
16	REPORTS OF DELEGATES	116
16.1	MUNICIPAL WASTE ADVISORY COUNCIL (MWAC) MINUTES HELD 11 DECEMBER 2024 (D2025/01828)	117
17	MEMBERS' MOTIONS OF WHICH PREVIOUS NOTICE HAS BEEN GIVEN	141
18	NEW BUSINESS OF AN URGENT NATURE	141
19	CONFIDENTIAL MATTERS FOR WHICH THE MEETING MAY BE CLOSED TO THE PUBLIC	141
19.1	CHIEF EXECUTIVE OFFICER RECRUITMENT SELECTION OF CONSULTANT (D2025/02538)	141
19.2	CHIEF EXECUTIVE OFFICER PROBATIONARY REVIEW 2025 (D2025/02542)	141
19.3	RED HILL COMMUNICATIONS TOWER – SITE LEASE AGREEMENT (D2025/03233)	141
19.4	SUNDRY DEBTOR WRITE-OFF (D2025/03235)	141
19.5	WALGA SUSTAINABLE ENERGY PROJECT PHASE TWO (D2025/03236)	141
19.6	THE FUTURE OF THE EMRC – TRANSITIONAL ARRANGEMENT – DISCUSSION PAPER (D2025/03238)	142
19.7	LEGAL MATTER UPDATE (D2025/03240)	142
19.8	EXEMPTION FROM TENDER REGULATIONS FOR A CONTRACTOR (D2025/03804)	142
20	FUTURE MEETINGS OF COUNCIL	144
21	DECLARATION OF CLOSURE OF MEETING	144

1 DECLARATION OF OPENING AND ANNOUNCEMENT OF VISITORS

1.1 ACKNOWLEDGEMENT OF COUNTRY

We wish to acknowledge the traditional custodians of the land, the Whadjuk people of the Noongar Nation and to pay our respects to elders past, present and emerging.

2 ATTENDANCE, APOLOGIES AND LEAVE OF ABSENCE (PREVIOUSLY APPROVED)

3 DISCLOSURE OF INTEREST

4 ANNOUNCEMENTS BY THE CHAIRPERSON OR PRESIDING MEMBER

5 RESPONSE TO PREVIOUS QUESTIONS TAKEN ON NOTICE

6 PUBLIC QUESTION TIME

7 APPLICATIONS FOR LEAVE OF ABSENCE

7.1 CR AARON BOWMAN

That Council approves the application for leave of absence for Cr Aaron Bowman from 27 February 2025 to 27 March 2025 inclusive.

COUNCIL RESOLUTION

MOVED

SECONDED

8 PETITIONS, DEPUTATIONS AND PRESENTATIONS

9 CONFIRMATION OF MINUTES OF PREVIOUS MEETINGS

9.1 MINUTES OF THE ORDINARY MEETING OF COUNCIL HELD ON 28 NOVEMBER 2024

That the minutes of the Ordinary Meeting of Council held on 28 November 2024 which have been distributed, be confirmed.

COUNCIL RESOLUTION

MOVED

SECONDED

9.2 MINUTES OF THE SPECIAL MEETING OF COUNCIL HELD ON 19 DECEMBER 2024

That the minutes of the Special Meeting of Council held on 19 December 2024 which have been distributed, be confirmed.

COUNCIL RESOLUTION

MOVED

SECONDED

9.3 MINUTES OF COMMITTEES THAT WILL NOT MEET AGAIN

It is a requirement under section 5.22(2) of the *Local Government Act 1995* that the minutes of a meeting of a Council or a Committee are to be submitted to the next Ordinary Meeting of the Council or the Committee, as the case requires, for confirmation. Some of the Committees have been disbanded by Council, or their term have expired, and will therefore no longer meet as they are no longer required. Accordingly, Council is required to confirm the previous (unconfirmed) minutes of the following Committees:

That:

1. The minutes of the Chief Executive Officer's Performance Review Committee (CEOPRC) meeting held on 25 June 2020 which have previously been distributed, be confirmed.
2. The minutes of the Chief Executive Officer Recruitment Committee (CEORC) meeting held on 9 May 2024 which have previously been distributed, be confirmed.

COUNCIL RESOLUTION

MOVED

SECONDED

10 QUESTIONS BY MEMBERS OF WHICH DUE NOTICE HAS BEEN GIVEN

11 QUESTIONS WITHOUT NOTICE

12 ANNOUNCEMENT OF CONFIDENTIAL MATTERS FOR WHICH MEETINGS MAY BE CLOSED TO THE PUBLIC

NOTE: Section 5.23(2) of the *Local Government Act 1995*, details a number of matters upon which Council may discuss and make decisions without members of the public being present. These matters include: matters affecting employees; personal affairs of any person; contractual matters; legal advice; commercial-in-confidence matters; security matters; among others.

The following confidential reports are covered in Section 19 of this agenda.

- CHIEF EXECUTIVE OFFICER RECRUITMENT – SELECTION OF CONSULTANT
- CHIEF EXECUTIVE OFFICER PROBATIONARY REVIEW 2025
- RED HILL COMMUNICATIONS TOWER – SITE LEASE AGREEMENT
- SUNDRY DEBTOR WRITE-OFF
- WALGA SUSTAINABLE ENERGY PROJECT PHASE TWO
- THE FUTURE OF THE EMRC – TRANSITIONAL ARRANGEMENT – DISCUSSION POINTS
- LEGAL MATTER UPDATE
- EXEMPTION FROM TENDER REGULATIONS FOR A CONTRACTOR

13 BUSINESS NOT DEALT WITH FROM A PREVIOUS MEETING

Nil

14 EMPLOYEE REPORTS

14.1 LIST OF ACCOUNTS PAID DURING THE MONTHS OF NOVEMBER AND DECEMBER 2024 AND JANUARY 2025 (D2025/02774)

14.2 FINANCIAL REPORT FOR THE PERIOD ENDED 30 NOVEMBER 2024 (D2025/03193)

14.3 FINANCIAL REPORT FOR THE PERIOD ENDED 31 DECEMBER 2024 (D2025/03200)

14.4 FINANCIAL REPORT FOR THE PERIOD ENDED 31 JANUARY 2025 (D2025/03242)

14.5 REQUEST FOR TENDER – RFT 2024-005 – SUPPLY OF ALTERNATIVE DAILY COVER RED HILL WASTE MANAGEMENT FACILITY (D2025/03208)

14.6 ITEMS CONTAINED IN THE INFORMATION BULLETIN (D2025/02184)

The Chairperson invites members to withdraw any report items to be dealt with separately.

RECOMMENDATION(S)

That with the exception of items, which are to be withdrawn and dealt with separately, Council adopts the recommendations in the Employee Reports (Section 14).

COUNCIL RESOLUTION(S)

MOVED

SECONDED

14.1 LIST OF ACCOUNTS PAID DURING THE MONTHS OF NOVEMBER AND DECEMBER 2024 AND JANUARY 2025

D2025/02774

PURPOSE OF REPORT

The purpose of this report is to present to Council a list of accounts paid under the Chief Executive Officer's delegated authority during the months of November 2024, December 2024 and January 2025 for noting.

KEY POINT(S)

- As per the requirements of regulation 13(1) of the *Local Government (Financial Management) Regulations 1996*, the list of accounts paid during the months of November 2024, December 2024 and January 2025 is provided for noting.

RECOMMENDATION(S)

That Council notes:

1. The CEO's list of accounts for the months of November 2024, December 2024 and January 2025 paid under delegated power in accordance with regulation 13(1) of the *Local Government (Financial Management) Regulations 1996*, forming attachment 1 to this report totalling \$99,356,672.89.
2. The list of payments by employees via purchasing cards including credit cards, debit or other purchasing cards for the months of November 2024, December 2024 and January 2025 in accordance with regulation 13A(2) of the *Local Government (Financial Management) Regulations 1996*, forming attachment 2 to this report totalling \$48,067.28.

SOURCE OF REPORT

Chief Financial Officer

BACKGROUND

- 1 Council has delegated to the Chief Executive Officer (CEO) the exercise of its power to make payments from the Municipal Fund and Trust Fund. In accordance with regulation 13(1) of the *Local Government (Financial Management) Regulations 1996*, a list of accounts paid by the CEO is to be provided to Council, where such delegation is made.
- 2 From 1 September 2023, local governments are required to disclose information about each transaction made on a credit card, debit card or other purchasing cards in accordance with regulation 13A of the *Local Government (Financial Management) Regulations 1996*.

REPORT

3. The table below summarises the payments drawn on the funds during the months of November 2024, December 2024 and January 2025. A list detailing the payments made is appended as an attachment 1 to this report.

Municipal Fund	EFT Payments	EFT58621 – EFT59615	
	Cheque Payments	220857 - 220874	
	Payroll EFT	PAY 2025-10, PAY 2025-11, PAY2025-12, PAY2025-13, PAY2025-14, PAY2025-15 & PAY 2025-16	
	Direct Debits		
	➤ Superannuation	DD28314.1 – DD28314.25, DD28315.1 – DD28315.25, DD28412.1 – DD28412.25, DD28413.1 – DD28413.25, DD28526.1 – DD28526.24 & DD28527.1 – DD28527.25	
	➤ Bank Charges	1*NOV24, 1*DEC24 & 1*JAN25	
	➤ Other	2739 - 2820	\$99,359,636.92
	Less Cancelled EFT's & Cheques	EFT59240,	(\$2,964.03)
Trust Fund	EFT Payments		Nil
Total			\$99,356,672.89

Summary of Expenditure for the Months of November 2024, December 2024 & January 2025.	
Payroll	\$ 2,814,221.55
Term Deposit Investments	\$ 80,500,000.00
Capital Expenditure	\$ 2,900,063.78
Operating Expenditure	
➤ Landfill Levy *	\$ 6,229,605.15
➤ Other	\$ 6,912,782.41
Total	\$ 99,356,672.89

* Note: The Landfill Levy is paid quarterly in July, October, January and April

4. Information about each transaction made on credit cards, debit cards and purchasing cards for the months of November 2024, December 2024 and January 2025 are detailed in attachment 2 of this report.

Summary of Expenditure on Purchasing Cards and Credit Cards for the Months of November 2024, December 2024 & January 2025.		
Bunnings Cards	\$	3,862.19
Motorpass Cards	\$	5,901.60
Credit Cards	\$	38,303.49
Total	\$	48,067.28

STRATEGIC/POLICY IMPLICATIONS

5. Reporting on EMRC Strategic Policy implications align with the revised Strategic Plan 2017- 2027 and the Sustainability Strategy.

FINANCIAL IMPLICATIONS

6. As detailed within the report.

SUSTAINABILITY IMPLICATIONS

7. Nil

RISK MANAGEMENT

Risk – Adverse credit rating if creditor accounts are not paid when due		
Consequence	Likelihood	Rating
Possible	Insignificant	Low
Action/Strategy		
➤ Ensure timely payment of creditor accounts when they fall due.		

MEMBER COUNCIL IMPLICATIONS

Member Council	Implication Details
Town of Bassendean	} Nil
City of Bayswater	
Shire of Mundaring	
City of Swan	

ATTACHMENT(S)

1. CEO's Delegated Payments List for the months of November 2024, December 2024 and January 2025 (D2025/03263)
2. The List of Payments by Employees via purchasing cards including credit cards, debit or other purchasing cards for the months of November 2024, December 2024 and January 2025 (D2025/03262)

VOTING REQUIREMENT

Simple Majority

RECOMMENDATION(S)

That Council notes:

1. The CEO's list of accounts for months of November 2024, December 2024 and January 2025 paid under delegated power in accordance with regulation 13(1) of the *Local Government (Financial Management) Regulations 1996*, forming attachment 1 to this report totalling \$99,356,672.89.
2. The list of payments by employees via purchasing cards including credit cards, debit or other purchasing cards for months of November 2024, December 2024 and January 2025 in accordance with regulation 13A(2) of the *Local Government (Financial Management) Regulations 1996*, forming attachment 2 to this report totalling \$48,067.28.

COUNCIL RESOLUTION(S)

MOVED

SECONDED



Eastern Metropolitan Regional Council

**CEO's DELEGATED PAYMENTS LIST
FOR THE MONTHS OF NOVEMBER 2024, DECEMBER 2024 & JANUARY 2025.**

Cheque / EFT No	Date	Payee	Description	Amount
EFT58621	05/11/2024	ABA AUTOMATIC GATES WA	GATE REPAIR - HRRP	406.73
EFT58622	05/11/2024	ADVANCED LIQUID WASTE - ANTHONY WALSH ATF 88 FAMILY TRUST T/A	LIQUID WASTE MANAGEMENT - RED HILL	1,430.00
EFT58623	05/11/2024	AUSCO MODULAR PTY LTD	PLANT HIRE - WWtE	3,303.98
EFT58624	05/11/2024	AUSSIE NATURAL SPRING WATER	BOTTLED WATER	118.25
EFT58625	05/11/2024	AUSTRALIAN ENVIRONMENTAL AUDITORS PTY LTD	ANNUAL AUDIT & REPORT - RED HILL	9,295.00
EFT58626	05/11/2024	AUSTRALIAN HVAC SERVICES	AIRCONDITIONING MAINTENANCE - HRRP	880.00
EFT58627	05/11/2024	BARFIELD EARTHMOVING (JAYCOURT NOMINEES P/L)	PLANT & LABOUR HIRE - POWER POLES SHREDDING	5,126.00
EFT58628	05/11/2024	BLUE FORCE PTY LTD	MONITORING FIRE PUMP - HRRP	158.40
EFT58629	05/11/2024	BOXEN HOLDINGS PTY LTD	DEGAS OF FRIDGES - TRANSFER STATIONS & RED HILL	3,685.60
EFT58630	05/11/2024	BUNNINGS GROUP LTD	HARDWARE SUPPLIES	141.79
EFT58631	05/11/2024	BURSON AUTOMOTIVE PTY LTD	HARDWARE SUPPLIES	209.00
EFT58632	05/11/2024	CAVALIER PORTABLES & PARK HOMES	PLANT HIRE - WWtE	1,906.66
EFT58633	05/11/2024	CITY OF SWAN	CONTROL BURN FEE - RED HILL	2,110.00
EFT58634	05/11/2024	COMPU-STOR	IT BACKUP DATA SERVICES	938.38
EFT58635	05/11/2024	CRAIG EWART T/AS STRIKE MAINTENANCE	GENERAL MAINTENANCE - BAYWASTE	1,334.00
EFT58636	05/11/2024	DATA 3 PERTH	SUBSCRIPTION RENEWAL - SOFTWARE	9,447.35
EFT58637	05/11/2024	DRAKE AUSTRALIA PTY LTD	LABOUR HIRE	9,765.89
EFT58638	05/11/2024	EFFICIENT REFRIGERATION & ENERGY SAVINGS PTY LTD	AIRCONDITIONING MAINTENANCE - RED HILL & HRRP	3,192.20
EFT58639	05/11/2024	ENVIRO SWEEP	SITE SWEEPING - HRRP	4,066.42
EFT58640	05/11/2024	ESTHER DELLA FAVORY	STAFF REIMBURSEMENT	45.47
EFT58641	05/11/2024	FLEXI STAFF GROUP PTY LTD	LABOUR HIRE	9,010.70
EFT58642	05/11/2024	FLICK ANTICIMEX PTY LTD	HYGIENE SERVICES	2,080.57
EFT58643	05/11/2024	FUJIFILM BUSINESS INNOVATION AUSTRALIA PTY LTD	PHOTOCOPIER MAINTENANCE & SUPPLIES	566.41
EFT58644	05/11/2024	HAYS SPECIALIST RECRUITMENT	LABOUR HIRE	3,493.73
EFT58645	05/11/2024	HERCULES MOBILES PTY LTD	EQUIPMENT HIRE	220.00
EFT58646	05/11/2024	INDUSTRIAL RECRUITMENT PARTNERS	LABOUR HIRE	16,588.35
EFT58647	05/11/2024	INTEGRATED ICT	IT SUPPORT	6,630.55
EFT58648	05/11/2024	LUNCH AT SUE'S	CATERING COSTS	528.00
EFT58649	05/11/2024	MA SERVICES GROUP PTY LTD	SECURITY MONITORING	8,055.90
EFT58650	05/11/2024	MIKE RITCHIE AND ASSOCIATES PTY LTD T/AS MRA CONSULTING GROUP	EMRC VALUATION	5,500.00
EFT58651	05/11/2024	MINTERELLISON	LEGAL ADVICE	3,855.72
EFT58652	05/11/2024	MYOSH - NETSIGHT CONSULTING P/L ATF AM2 TRUST & FM2 TRUST	MONTHLY SUBSCRIPTION - OSH SOFTWARE	1,463.00
EFT58653	05/11/2024	NESSCO GROUP	EQUIPMENT REPAIR	1,063.95
EFT58654	05/11/2024	NEVERFAIL SPRINGWATER	BOTTLED WATER	479.49
EFT58655	05/11/2024	ONSITE RENTALS PTY LTD	MONTHLY RENTAL - HAZELMERE TRANSPORTABLE ADMIN BUILDING & CRIB ROOM & SUPALOO FOR RED HILL	5,100.90
EFT58656	05/11/2024	OTR TYRES T/A TKPH PTY LTD	TYRE REPLACEMENT	1,159.13
EFT58657	05/11/2024	PERTH BIN HIRE - IWM (PBH) PTY LTD T/A	SKIP BIN HIRE	3,289.00
EFT58658	05/11/2024	PERTH MATTRESS & FURNITURE RECYCLING COMPANY	MATTRESS COLLECTION SERVICE - HAZELMERE	54,892.91
EFT58659	05/11/2024	POWERUP AUTO TREATMENTS - CHEMSOL AUSTRALIA PTY LTD T/AS	GREASE FOR PLANTS	726.00
EFT58660	05/11/2024	PRESTIGE ALARMS	ALARM MAINTENANCE - HRRP	242.00
EFT58661	05/11/2024	PSQ GROUP	MONTHLY PHONE EXPENSES - ASCOT PLACE	2,768.26
EFT58662	05/11/2024	QUAD SERVICES PTY LTD	CLEANING SERVICES & CONSUMABLES - HRRP & ASCOT PLACE	11,964.58



Eastern Metropolitan Regional Council
CEO's DELEGATED PAYMENTS LIST
FOR THE MONTHS OF NOVEMBER 2024, DECEMBER 2024 & JANUARY 2025.

Cheque / EFT No	Date	Payee	Description	Amount
EFT58663	05/11/2024	ROVE CHARTERS	BUS HIRE	432.38
EFT58664	05/11/2024	RUDD INDUSTRIAL	HARDWARE SUPPLIES	350.31
EFT58665	05/11/2024	SAGE CONSULTANCY	CONSULTING FEES - FOGO COMPOST PRODUCTION	1,100.00
EFT58666	05/11/2024	SKILL HIRE WA PTY LTD	LABOUR HIRE	2,823.74
EFT58667	05/11/2024	ST JOHN AMBULANCE ASSOCIATION	FIRST AID TRAINING	170.00
EFT58668	05/11/2024	TIM DAVIES LANDSCAPING PTY LTD (TDL)	GARDEN MAINTENANCE ASCOT PLACE	1,161.92
EFT58669	05/11/2024	TJ DEPIAZZI & SONS	PRODUCT TRANSPORTATION COSTS	4,610.10
EFT58670	05/11/2024	TOTALLY WORKWEAR MIDLAND	PROTECTIVE CLOTHING	294.18
EFT58671	05/11/2024	TRADEFAIRE INTERNATIONAL PTY LTD	TYRE REPLACEMENTS	8,009.10
EFT58672	05/11/2024	TUTT BRYANT EQUIPMENT (BT EQUIPMENT PTY LTD)	PLANT REPAIR	797.50
EFT58673	05/11/2024	UNITED EQUIPMENT PTY LTD	PLANT HIRE & PLANT PARTS	1,656.90
EFT58674	05/11/2024	VISION INTELLIGENCE PTY LTD	CAMERA HIRE	2,975.28
EFT58675	05/11/2024	WA BROILER GROWERS ASSOCIATION (INC)	REFUND OF PAYMENT GUARANTEE	6,402.78
EFT58676	05/11/2024	WA MACHINERY GLASS	PLANT REPAIR	1,232.00
EFT58677	05/11/2024	WASTETRANS WA - APPALA HOLDINGS PTY LTD T/AS	PRODUCT TRANSPORTATION COSTS	66,984.82
EFT58678	05/11/2024	WATERLOGIC AUSTRALIA PTY LTD	EQUIPMENT RENTAL & SERVICE FEE	651.46
EFT58679	05/11/2024	WEST - SURE GROUP PTY LTD	COURIER SERVICE	605.02
EFT58680	05/11/2024	WESTRAC EQUIPMENT PTY LTD	PLANT PARTS	816.63
EFT58681	05/11/2024	WINC AUSTRALIA PTY LTD	STATIONERY & CONSUMABLES	1,739.13
EFT58682	08/11/2024	ALLROADS TRANSPORT ENGINEERS	PLANT MAINTENANCE	1,196.76
EFT58683	08/11/2024	ALLUSED PTY LTD	PLANT PARTS	1,485.00
EFT58684	08/11/2024	AUSSIE NATURAL SPRING WATER	BOTTLED WATER	139.75
EFT58685	08/11/2024	AUST-WEIGH	EQUIPMENT TESTING - BAYWASTE	2,420.00
EFT58686	08/11/2024	AV TRUCK SERVICES PTY LTD	PLANT PARTS	1,945.35
EFT58687	08/11/2024	BARFIELD EARTHMOVING (JAYCOURT NOMINEES P/L)	PLANT & LABOUR HIRE	4,158.00
EFT58688	08/11/2024	BATTERY WORLD MIDLAND - BRAIN POWER INVESTMENTS P/L ATF COW UNIT TRUST T/A	BATTERY PURCHASE	85.00
EFT58689	08/11/2024	BAYSWATER AUTO DETAILERS	POOL VEHICLE CLEANING	88.00
EFT58690	08/11/2024	BLACKWOODS ATKINS	HADRATION SACHETS	198.00
EFT58691	08/11/2024	BREATHALYSER SALES AND SERVICE	EQUIPMENT SERVICE	605.00
EFT58692	08/11/2024	BURSWOOD TROPHIES	DOOR PLAQUE	101.85
EFT58693	08/11/2024	CEA SPECIALTY EQUIPMENT PTY LTD T/A DITCH WITCH	PLANT PARTS	391.59
EFT58694	08/11/2024	CJD EQUIPMENT PTY LTD	SERVICE AGREEMENT	1,407.11
EFT58695	08/11/2024	CUTTING EDGES REPLACEMENT PARTS PTY LTD	PLANT PARTS & SERVICE	2,067.33
EFT58696	08/11/2024	DEPARTMENT OF WATER AND ENVIRONMENTAL REGULATION (DWER)	HRRP LICENCE FEE	5,922.50
EFT58697	08/11/2024	DOWN TO EARTH TRAINING & ASSESSING	STAFF TRAINING	1,850.00
EFT58698	08/11/2024	DRAKE AUSTRALIA PTY LTD	LABOUR HIRE	1,991.62
EFT58699	08/11/2024	EUROFINS ARL PTY LTD T/AS EUROFINS	SAMPLE TESTING - POWER POLES & FOGO	2,412.96
EFT58700	08/11/2024	FILTERS PLUS	PLANT FILTERS	558.82
EFT58701	08/11/2024	FLEXI STAFF GROUP PTY LTD	LABOUR HIRE	10,121.82
EFT58702	08/11/2024	FOSTER PLUMBING AND GAS	HIRE HYDRANT REPAIR - HRRP	1,554.30
EFT58703	08/11/2024	HAYS SPECIALIST RECRUITMENT	LABOUR HIRE	3,981.72
EFT58704	08/11/2024	INDUSTRIAL RECRUITMENT PARTNERS	LABOUR HIRE	18,292.67



Eastern Metropolitan Regional Council
CEO's DELEGATED PAYMENTS LIST
FOR THE MONTHS OF NOVEMBER 2024, DECEMBER 2024 & JANUARY 2025.

Cheque / EFT No	Date	Payee	Description	Amount
EFT58705	08/11/2024	JRM RESOURCES	PLANT HIRE	36,194.00
EFT58706	08/11/2024	KLB SYSTEMS	COMPUTER CONSUMABLES	209.00
EFT58707	08/11/2024	METRO MOTORS (2010) PTY LTD	VEHICLE SERVICE	403.75
EFT58708	08/11/2024	MYOSH - NETSIGHT CONSULTING P/L ATF AM2 TRUST & FM2 TRUST	ADDITIONAL MODULE - OSH SOFTWARE	1,355.20
EFT58709	08/11/2024	OEM GROUP 2006 PTY LTD	HARDWARE SUPPLIES	4,856.26
EFT58710	08/11/2024	OFFICE OF THE AUDITOR GENERAL (OAG)	AUDIT FEE - 2023/24 ANNUAL FINANCIAL REPORT	58,630.00
EFT58711	08/11/2024	OPS SCREENING & CRUSHING EQUIPMENT P/L	PLANT PARTS	3,679.50
EFT58712	08/11/2024	ORH TRUCK SOLUTIONS PTY LTD	PLANT PARTS	1,467.76
EFT58713	08/11/2024	PIRTEK MIDLAND (M & B HYDRAULICS PTY LTD)	HYDRAULIC HOSE SUPPLIES	971.64
EFT58714	08/11/2024	PLUME ESTATE VINEYARD	WINES FOR COUNCIL MEETINGS	456.00
EFT58715	08/11/2024	PRUDENTIAL INVESTMENT SERVICES CORP P/L	INVESTMENT ADVISORY SERVICES	4,337.48
EFT58716	08/11/2024	RAUBEX CONSTRUCTION	CONSTRUCTION OF STAGE 17 CELL - RED HILL	397,624.38
EFT58717	08/11/2024	REFRESH WATERS PTY LTD	BOTTLED WATER	112.00
EFT58718	08/11/2024	RELATIONSHIPS AUSTRALIA WA INC	EAP - COUNSELLING FEES	352.00
EFT58719	08/11/2024	RUDD INDUSTRIAL	HARDWARE SUPPLIES	529.29
EFT58720	08/11/2024	SIGN SUPERMARKET	SIGNS	1,441.00
EFT58721	08/11/2024	SKILL HIRE WA PTY LTD	LABOUR HIRE	2,318.17
EFT58722	08/11/2024	SMOULTS LARDER	CATERING COSTS	750.20
EFT58723	08/11/2024	ST JOHN AMBULANCE ASSOCIATION	FIRST AID TRAINING	312.40
EFT58724	08/11/2024	STANTONS INTERNATIONAL	INTERNAL AUDIT SERVICES	19,972.92
EFT58725	08/11/2024	SWAN FIRE SERVICES	REPAIR TO EMERGENCY LIGHTING - C&I BUILDING	900.90
EFT58726	08/11/2024	TALIS CONSULTANTS	CONSULTING FEE - CLASS IV MATERIALS	2,200.00
EFT58727	08/11/2024	TERRESTRIAL ECOSYSTEMS	PEST CONTROL - RED HILL	330.00
EFT58728	08/11/2024	THERESA ECKSTEIN	STAFF REIMBURSEMENT	2,287.95
EFT58729	08/11/2024	TOTAL ELECTRICAL & MECHANICAL SERVICES PTY LTD	ADD DIGITAL SENSOR TO - HAAS GRINDER	3,308.07
EFT58730	08/11/2024	TOTALLY WORKWEAR MIDLAND	PROTECTIVE CLOTHING	1,818.93
EFT58731	08/11/2024	TRADEFAIRE INTERNATIONAL PTY LTD	TYRE REPLACEMENTS	1,195.70
EFT58732	08/11/2024	UNITED EQUIPMENT PTY LTD	PLANT SERVICE	1,552.32
EFT58733	08/11/2024	VISION INTELLIGENCE PTY LTD	CAMERA HIRE	1,601.60
EFT58734	08/11/2024	WA DOOR & DOCKING SOLUTIONS PTY LTD	BUILDING MAINTENANCE - HRRP	2,030.60
EFT58735	08/11/2024	WA SAFETY PRODUCTS	PROTECTIVE GEARS	754.14
EFT58736	08/11/2024	WATERLOGIC AUSTRALIA PTY LTD	EQUIPMENT RENTAL & SERVICE FEE	260.28
EFT58737	08/11/2024	WESTRAC EQUIPMENT PTY LTD	PLANT REPAIR	415.80
EFT58738	08/11/2024	WINC AUSTRALIA PTY LTD	STATIONERY & CONSUMABLES	1,015.48
EFT58739	08/11/2024	WORK HEALTH PROFESSIONALS PTY LTD	EMPLOYEE HEALTH CHECKS	2,420.00
EFT58740	12/11/2024	CHILD SUPPORT	EMPLOYEE DEDUCTION	619.58
EFT58741	12/11/2024	DEPARTMENT OF WATER AND ENVIRONMENTAL REGULATION (DWER)	WASTE CONTROL FORM	660.00
EFT58742	12/11/2024	IDEA TO OPERATIONS SERVICES PTY LTD	ELECTRICAL SUPPORT (LABOUR HIRE) - WWtE	41,959.50
EFT58743	12/11/2024	PAYG PAYMENTS	PAYG TAXATION PAYMENT	160,098.00
EFT58744	12/11/2024	POSITIVE SALARY PACKAGING - JJCT PACKAGING PTY LTD T/A	EMPLOYEE DEDUCTION	719.35
EFT58745	12/11/2024	TELSTRA LIMITED	TELEPHONE EXPENSES	1,094.85
EFT58746	12/11/2024	WATERLOGIC AUSTRALIA PTY LTD	EQUIPMENT RENTAL & SERVICE FEE	260.28



Eastern Metropolitan Regional Council
CEO's DELEGATED PAYMENTS LIST
FOR THE MONTHS OF NOVEMBER 2024, DECEMBER 2024 & JANUARY 2025.

Cheque / EFT No	Date	Payee	Description	Amount
EFT58747	12/11/2024	WEX MOTORPASS	FLEET FUEL PURCHASES	2,026.06
EFT58748	15/11/2024	ABA AUTOMATIC GATES WA	GATE REPAIR - HRRP	449.00
EFT58749	15/11/2024	ADVANCED LIQUID WASTE - ANTHONY WALSH ATF 88 FAMILY TRUST T/A	LIQUID WASTE MANAGEMENT - RED HILL	825.00
EFT58750	15/11/2024	AIR FILTER DRY CLEAN SYSTEMS WA	CLEAN & SERVICES FILTERS	325.60
EFT58751	15/11/2024	AIR-MET SCIENTIFIC PTY LTD	WATER & LEACHATE MONITORING EQUIPMENT	1,727.00
EFT58752	15/11/2024	AJL PLUMBING & GAS	PLUMBING MAINTENANCE - ASCOT PLACE	220.00
EFT58753	15/11/2024	ALLIGHTSYKES PTY LTD	EQUIPMENT MAINTENANCE	619.30
EFT58754	15/11/2024	AUSSIE NATURAL SPRING WATER	BOTTLED WATER	161.25
EFT58755	15/11/2024	AUST-WEIGH	EQUIPMENT CALIBRATION - HRRP WEIGHBRIDGE	5,940.00
EFT58756	15/11/2024	AUSTRALIA AND NEW ZEALAND RECYCLING PLATFORM LTD	CONTRIBUTION TO TECH COLLECT E WASTE PROGRAM COLLECTION & DISPOSAL COSTS	1,160.36
EFT58757	15/11/2024	BARFIELD EARTHMOVING (JAYCOURT NOMINEES P/L)	PLANT TRANSPORTATION COST	2,200.00
EFT58758	15/11/2024	BAYSWATER AUTO DETAILERS	POOL VEHICLE CLEANING	341.00
EFT58759	15/11/2024	BUNNINGS GROUP LTD	HARDWARE SUPPLIES	1,100.62
EFT58760	15/11/2024	CAPITAL TRANSPORT SERVICES (WA) PTY LTD	COURIER SERVICE	26.08
EFT58761	15/11/2024	CHIDLOW WATER CARRIERS	WATER SUPPLIES - RED HILL SITE	1,050.00
EFT58762	15/11/2024	CIVIL AUTO ELECTRICS PTY LTD	PLANT REPAIRS	264.00
EFT58763	15/11/2024	CROSSLAND & HARDY PTY LTD	QUARTERLY LANDFILL SURVEY	2,777.50
EFT58764	15/11/2024	DATA 3 PERTH	SUBSCRIPTION RENEWAL - SOFTWARE	510.99
EFT58765	15/11/2024	DRAKE AUSTRALIA PTY LTD	LABOUR HIRE	1,804.00
EFT58766	15/11/2024	ECOBBLUE INTERNATIONAL PTY LTD	ADBLUE	2,739.00
EFT58767	15/11/2024	ELAN ENERGY MATRIX	TYRE DISPOSAL COSTS - MATHIESON ROAD	991.76
EFT58768	15/11/2024	EUROFINS ARL PTY LTD T/AS EUROFINS	SAMPLE TESTING - WOOD FINES	107.25
EFT58769	15/11/2024	FLEXI STAFF GROUP PTY LTD	LABOUR HIRE	10,276.12
EFT58770	15/11/2024	FOSTER PLUMBING AND GAS	PLUMBING MAINTENANCE - HRRP	990.00
EFT58771	15/11/2024	HAYS SPECIALIST RECRUITMENT	LABOUR HIRE	6,396.45
EFT58772	15/11/2024	HERBERT SMITH FREEHILLS LAWYERS	LEGAL ADVICE	18,381.83
EFT58773	15/11/2024	INDUSTRIAL RECRUITMENT PARTNERS	LABOUR HIRE	19,254.42
EFT58774	15/11/2024	JCB CONSTRUCTION EQUIPMENT AUSTRALIA (CFC HOLDINGS-CEA; JCB CEA; DYNAPAC CEA)	PLANT SERVICE	1,182.92
EFT58775	15/11/2024	LUNCH AT SUE'S	CATERING COSTS	82.50
EFT58776	15/11/2024	MIDWAY FORD (WA)	VEHICLE SERVICE	444.00
EFT58777	15/11/2024	MITZA NOMINEES PTY LTD T/A PROFESSIONAL LOCKSERVICE	BUILDING MAINTENANCE - ASCOT PLACE	830.50
EFT58778	15/11/2024	MR POTHOLE	ASPHALT REPAIRS - ASCOT PLACE	385.00
EFT58779	15/11/2024	PERTH ENERGY PTY LTD	GAS SUPPLY - WWtE	256.80
EFT58780	15/11/2024	PIRTEK MIDLAND (M & B HYDRAULICS PTY LTD)	HYDRAULIC HOSE SUPPLIES	839.30
EFT58781	15/11/2024	PR WATER	PURCHASE OF CHEMICALS	632.50
EFT58782	15/11/2024	PRESTIGE ALARMS	ALARM MAINTENANCE & REPAIR	275.00
EFT58783	15/11/2024	RUDD INDUSTRIAL	PLANT PARTS & HARDWARE SUPPLIES	1,274.72
EFT58784	15/11/2024	S&C CIVIL CONTRACTORS	REFUND OF PREPAYMENT	19,698.00
EFT58785	15/11/2024	SEEK LIMITED	ADVERTISEMENT - RECRUITMENT	8,250.00
EFT58786	15/11/2024	SETON AUSTRALIA - BRADY AUSTRALIA PTY LTD T/AS	SAFETY SUPPLIES	751.30
EFT58787	15/11/2024	SIGN SUPERMARKET	SIGNS	165.00
EFT58788	15/11/2024	SKILL HIRE WA PTY LTD	LABOUR HIRE	2,328.78



Eastern Metropolitan Regional Council
CEO's DELEGATED PAYMENTS LIST
FOR THE MONTHS OF NOVEMBER 2024, DECEMBER 2024 & JANUARY 2025.

Cheque / EFT No	Date	Payee	Description	Amount
EFT58789	15/11/2024	SONIC HEALTHPLUS PTY LTD	EMPLOYMENT MEDICAL	202.40
EFT58790	15/11/2024	ST JOHN AMBULANCE ASSOCIATION	FIRST AID TRAINING & FIRST AID KITS	243.81
EFT58791	15/11/2024	SYNERGY	ELECTRICITY CHARGES - RED HILL	5,957.27
EFT58792	15/11/2024	TOTALLY WORKWEAR MIDLAND	PROTECTIVE CLOTHING	932.82
EFT58793	15/11/2024	WA SAFETY PRODUCTS	PROTECTIVE GEARS	580.60
EFT58794	15/11/2024	WESTERN AUSTRALIAN LOCAL GOVERNMENT ASSOCIATION (WALGA)	STAFF TRAINING	654.50
EFT58795	15/11/2024	WESTRAC EQUIPMENT PTY LTD	PLANT PARTS	402.60
EFT58796	15/11/2024	WREN OIL	WASTE OIL REMOVAL	253.00
EFT58797	15/11/2024	CSS EQUIPMENT HAMMEL INTERNATIONAL (COYLE SALES SERVICES)	PLANT PARTS	51,155.50
EFT58798	19/11/2024	B&J CATALANO PTY LTD	CRUSHING OF ROCK STOCKPILE	187,461.43
EFT58799	19/11/2024	BP AUSTRALIA PTY LTD	FUEL PURCHASES	169,179.36
EFT58800	19/11/2024	BUNNINGS GROUP LTD	HARDWARE SUPPLIES	676.46
EFT58801	19/11/2024	FUJIFILM BUSINESS INNOVATION AUSTRALIA PTY LTD	PHOTOCOPIER MAINTENANCE & SUPPLIES	480.11
EFT58802	19/11/2024	MAXILIFT AUSTRALIA PTY LTD	EQUIPMENT PURCHASE	7,429.40
EFT58803	19/11/2024	PERTH QUALITY SERVICES	CLEANING SERVICES & CONSUMABLES - HRRP	808.53
EFT58804	19/11/2024	SAGE CONSULTANCY	CONSULTING FEES - FOGO COMPOST PRODUCTION	9,900.00
EFT58805	19/11/2024	STANTEC AUSTRALIA PTY LTD	CONSULTANCY FEE - STAGE 17	75,701.08
EFT58806	22/11/2024	ADVANCED LIQUID WASTE - ANTHONY WALSH ATF 88 FAMILY TRUST T/A	LIQUID WASTE MANAGEMENT - RED HILL	5,610.00
EFT58807	22/11/2024	AIR FILTER DRY CLEAN SYSTEMS WA	CLEAN & SERVICES FILTERS	279.40
EFT58808	22/11/2024	APOLLO FABRICATIONS	REPAIR TO HOOKLIFT BIN	1,281.50
EFT58809	22/11/2024	AUSSIE NATURAL SPRING WATER	BOTTLED WATER	64.50
EFT58810	22/11/2024	AUSTRALIAN HVAC SERVICES	AIRCONDITIONING MAINTENANCE - ASCOT PLACE	506.00
EFT58811	22/11/2024	AV TRUCK SERVICES PTY LTD	PLANT PARTS	1,359.37
EFT58812	22/11/2024	BARDAP HYDRAULICS - ZONE RESOURCE SERVICES PTY LTD T/A	PLANT REPAIR	4,285.07
EFT58813	22/11/2024	BAYSWATER AUTO DETAILERS	POOL VEHICLE CLEANING	110.00
EFT58814	22/11/2024	BIN BATH AUSTRALIA PTY LTD	BIN CLEANING	82.72
EFT58815	22/11/2024	CAPITAL TRANSPORT SERVICES (WA) PTY LTD	COURIER SERVICE	26.08
EFT58816	22/11/2024	CEMAC TECHNOLOGIES PTY LTD	PLANT REPAIR	138,950.13
EFT58817	22/11/2024	CIVIL AUTO ELECTRICS PTY LTD	PLANT PARTS	541.75
EFT58818	22/11/2024	CJD EQUIPMENT PTY LTD	SERVICE AGREEMENT	3,808.93
EFT58819	22/11/2024	CPR ELECTRICAL SERVICES	ELECTRICAL MAINTENANCE - HAZELMERE WEIGHBRIDGE	2,629.00
EFT58820	22/11/2024	CSE CROSSCOM PTY LTD	TWO-WAY RADIO INSTALLATION	2,926.00
EFT58821	22/11/2024	DRAKE AUSTRALIA PTY LTD	LABOUR HIRE	2,255.79
EFT58822	22/11/2024	ECOLO WA	ODOUR CONTROL SOLUTIONS	3,168.00
EFT58823	22/11/2024	EFFICIENT REFRIGERATION & ENERGY SAVINGS PTY LTD	AIRCONDITIONING MAINTENANCE - RED HILL	223.30
EFT58824	22/11/2024	ELAN ENERGY MATRIX	TYRE DISPOSAL COSTS - COPPIN ROAD & HRRP	1,034.29
EFT58825	22/11/2024	EXPOTRADE AUSTRALIA PTY LTD	STAFF CONFERENCE	1,155.00
EFT58826	22/11/2024	FLEXI STAFF GROUP PTY LTD	LABOUR HIRE	10,656.58
EFT58827	22/11/2024	FOSTER PLUMBING AND GAS	PLUMBING MAINTENANCE - HRRP	550.00
EFT58828	22/11/2024	FUELFIX PTY LTD	EQUIPMENT MAINTENANCE AND REPAIR	1,017.50
EFT58829	22/11/2024	HAYS SPECIALIST RECRUITMENT	LABOUR HIRE	8,041.21
EFT58830	22/11/2024	HOSEFORCE PTY LTD	HYDRAULIC HOSE SUPPLIES	34.01

Cheque / EFT No	Date	Payee	Description	Amount
EFT58831	22/11/2024	IDEA TO OPERATIONS SERVICES PTY LTD	ELECTRICAL SUPPORT (LABOUR HIRE) - WWtE	51,333.93
EFT58832	22/11/2024	INDUSTRIAL RECRUITMENT PARTNERS	LABOUR HIRE	17,449.80
EFT58833	22/11/2024	INTEGRATED ICT	IT SUPPORT	1,151.50
EFT58834	22/11/2024	JIMS MOWING CLOVERDALE	FIRE BREAK ON VACANT BLOCK - ASCOT	250.00
EFT58835	22/11/2024	JK CONTRACTING (WA) PTY LTD	PLANT MAINTENANCE	594.00
EFT58836	22/11/2024	JOINT CONSTRUCTION GROUP PTY LTD	FENCING RENTAL - WWtE	638.00
EFT58837	22/11/2024	KLB SYSTEMS	COMPUTER CONSUMABLES	528.00
EFT58838	22/11/2024	MANDALAY TECHNOLOGIES PTY LTD	ANNUAL SUBSCRIPTION - MANDALAY	40,090.92
EFT58839	22/11/2024	MIDLAND TOYOTA	VEHICLE SERVICE	663.28
EFT58840	22/11/2024	MIDWAY FORD (WA)	VEHICLE SERVICE	1,768.00
EFT58841	22/11/2024	MUNDARING TYREPOWER T/A RACADAGE P/L	TYRE REPAIR	90.00
EFT58842	22/11/2024	MY SAFETY SUPPLY (STARWISE INVESTMENTS PTY LTD)	SAFETY GEARS	316.54
EFT58843	22/11/2024	OFFICEWORKS	COMPUTER CONSUMABLES	147.25
EFT58844	22/11/2024	PERTH QUALITY SERVICES	CLEANING SERVICES - TRANSFER STATION	875.00
EFT58845	22/11/2024	PIRTEK MIDLAND (M & B HYDRAULICS PTY LTD)	HYDRAULIC HOSE SUPPLIES	3,257.35
EFT58846	22/11/2024	QUAD SERVICES PTY LTD	CLEANING SERVICES & CONSUMABLES - ASCOT PLACE	463.77
EFT58847	22/11/2024	RAGBAG WOMEN	WORKSHOP FEE	600.00
EFT58848	22/11/2024	READYTECH FORMERLY KNOWN AS IT VISION AUSTRALIA PTY LTD	ANNUAL LICENCE RENEWAL - SYNERGYSOFT	59,090.50
EFT58849	22/11/2024	ROYAL WOLF AUSTRALIA - UNITED RENTALS AUSTRALIA P/L TA	EQUIPMENT RENTAL - BAYWASTE	265.05
EFT58850	22/11/2024	RUDD INDUSTRIAL	HARDWARE SUPPLIES	303.84
EFT58851	22/11/2024	SETON AUSTRALIA - BRADY AUSTRALIA PTY LTD T/AS	SAFETY SUPPLIES	308.77
EFT58852	22/11/2024	SKILL HIRE WA PTY LTD	LABOUR HIRE	2,328.78
EFT58853	22/11/2024	SLEWRIG CONSTRUCTIONS PTY LTD	REPAIR DAMAGE TO HZ TRANSFER STATION	6,105.00
EFT58854	22/11/2024	SOUTHERN CROSS UNIVERSITY (ENVIRONMENTAL ANALYSIS LABORATORY)	COMPOST ANALYSIS - FOGO	2,809.41
EFT58855	22/11/2024	SPUDS GARDENING SERVICES	GROUND MAINTENANCE & WEED CONTROL AT RED HILL	1,210.00
EFT58856	22/11/2024	STILES ELECTRICAL & COMMUNICATION SERVICES PTY LTD	INSTALLATION OF CONTROL PANELS FOR EVAPORATORS AT RED HILL	8,376.04
EFT58857	22/11/2024	SWAN FIRE SERVICES	FIRE FIGHTING EQUIPMENT REPAIR & MAINTENANCE	723.40
EFT58858	22/11/2024	TEAM LEADERSHIP ONE PTY LTD (GET LEDA)	STAFF TRAINING	2,607.00
EFT58859	22/11/2024	TOTALLY WORKWEAR MIDLAND	PROTECTIVE CLOTHING	212.75
EFT58860	22/11/2024	TRADEFAIRE INTERNATIONAL PTY LTD	TYRE REPLACEMENTS	4,681.60
EFT58861	22/11/2024	TRUCK CENTRE (WA) PTY LTD	PLANT PARTS	252.37
EFT58862	22/11/2024	WA WHEELWASH & HIRE SERVICES PTY LTD	HIRE OF WHEEL BATH	8,910.00
EFT58863	22/11/2024	WESTRAC EQUIPMENT PTY LTD	PLANT SERVICE AGREEMENT	25,873.47
EFT58864	22/11/2024	WILLIAMS & HUGHES PTY LTD	LEGAL ADVICE	3,991.02
EFT58865	22/11/2024	WINC AUSTRALIA PTY LTD	STATIONERY & CONSUMABLES	766.93
EFT58866	26/11/2024	CHILD SUPPORT	EMPLOYEE DEDUCTION	847.02
EFT58867	26/11/2024	CIVIL AUTO ELECTRICS PTY LTD	PLANT REPAIRS	413.05
EFT58868	26/11/2024	CLEANAWAY PTY LTD	GAS BOTTLE COLLECTION FROM COPPIN ROAD & SKIP BIN HIRE FOR BAYWASTE	3,498.90
EFT58869	26/11/2024	PAYG PAYMENTS	PAYG TAXATION PAYMENT	109,522.00
EFT58870	26/11/2024	POSITIVE SALARY PACKAGING - JJCT PACKAGING PTY LTD T/A	STAFF DEDUCTION	719.35
EFT58871	26/11/2024	ROVE CHARTERS	BUS HIRE	658.55
EFT58872	26/11/2024	TRADEFAIRE INTERNATIONAL PTY LTD	TYRE REPLACEMENTS	2,168.10



Eastern Metropolitan Regional Council
CEO's DELEGATED PAYMENTS LIST
FOR THE MONTHS OF NOVEMBER 2024, DECEMBER 2024 & JANUARY 2025.

Cheque / EFT No	Date	Payee	Description	Amount
EFT58873	29/11/2024	AAAC TOWING PTY LTD	REFUND OF DUCPLICATE PAYMENT	189.05
EFT58874	29/11/2024	AIR-MET SCIENTIFIC PTY LTD	WATER & LEACHATE MONITORING EQUIPMENT	682.00
EFT58875	29/11/2024	ALLUSED PTY LTD	HIRE OF HYDRAULIC GRAB FOR HAZELMERE	4,702.50
EFT58876	29/11/2024	ALLWEST PLANT HIRE	PLANT & LABOUR HIRE	43,186.00
EFT58877	29/11/2024	ALSCO PERTH	EQUIPMENT HIRE	44.67
EFT58878	29/11/2024	AUSCO MODULAR PTY LTD	PLANT HIRE - WWtE	3,303.98
EFT58879	29/11/2024	AUSSIE NATURAL SPRING WATER	BOTTLED WATER	129.00
EFT58880	29/11/2024	AUSTRALIA POST - ASCOT PLACE	POSTAL CHARGES	162.41
EFT58881	29/11/2024	AUSTRALIAN ENVIRONMENTAL AUDITORS PTY LTD	AUDIT REVIEW ON GROUNDWATER - RED HILL	6,199.88
EFT58882	29/11/2024	AV TRUCK SERVICES PTY LTD	PLANT PARTS	572.37
EFT58883	29/11/2024	B&J CATALANO PTY LTD	PLANT & LABOUR HIRE	156,039.40
EFT58884	29/11/2024	BARFIELD EARTHMOVING (JAYCOURT NOMINEES P/L)	LABOUR HIRE	3,509.00
EFT58885	29/11/2024	BAYSWATER AUTO DETAILERS	POOL VEHICLE CLEANING	66.00
EFT58886	29/11/2024	BLUE FORCE PTY LTD	MONITORING FIRE PUMP - HRRP	158.40
EFT58887	29/11/2024	BOSORIMA TAS MAIL PLUS PERTH	MAIL SERVICE	415.80
EFT58888	29/11/2024	BREATHALYSER SALES AND SERVICE	EQUIPMENT CALIBRATION	9,075.00
EFT58889	29/11/2024	BUCHER MUNICIPAL PTY LTD	HARDWARE SUPPLIES	4,671.55
EFT58890	29/11/2024	BUNNINGS GROUP LTD	HARDWARE SUPPLIES & PLANT PARTS	60.00
EFT58891	29/11/2024	CAPITAL TRANSPORT SERVICES (WA) PTY LTD	COURIER SERVICE	91.28
EFT58892	29/11/2024	CAVALIER PORTABLES & PARK HOMES	PLANT HIRE - WWtE	1,954.34
EFT58893	29/11/2024	CIVIL AUTO ELECTRICS PTY LTD	PLANT REPAIRS	8,488.61
EFT58894	29/11/2024	CMAK TECHNOLOGIES PTY LTD	SECURITY SYSTEM - CCTV CAMERA MAINTENANCE	4,249.19
EFT58895	29/11/2024	CME BOILERMAKING PTY LTD	PLANT MAINTENANCE	4,086.50
EFT58896	29/11/2024	CREDITORWATCH	ONLINE CREDIT REFERENCE CHECKS	588.50
EFT58897	29/11/2024	CTI COURIERS PTY LTD	COURIER SERVICE	376.19
EFT58898	29/11/2024	DAMSTRA TECHNOLOGY PTY LTD	MEMBERSHIP RENEWAL	1,262.80
EFT58899	29/11/2024	DEPARTMENT OF WATER AND ENVIRONMENTAL REGULATION (DWER)	WASTE CONTROL FORM	484.00
EFT58900	29/11/2024	DRAKE AUSTRALIA PTY LTD	LABOUR HIRE	1,804.00
EFT58901	29/11/2024	DRIVESHAFTS AUSTRALIA PTY LTD	PLANT REPAIR	4,603.50
EFT58902	29/11/2024	ELAN ENERGY MATRIX	TYRE DISPOSAL COSTS - RED HILL	1,383.14
EFT58903	29/11/2024	ENVIRO SWEEP	SITE SWEEPING - HRRP	4,543.71
EFT58904	29/11/2024	EUROFINS ARL PTY LTD T/AS EUROFINS	SAMPLE TESTING - WATER AT HRRP	2,059.26
EFT58905	29/11/2024	FENNELL TYRES INTERNATIONAL PTY LTD	TYRE PLACEMENTS	12,020.80
EFT58906	29/11/2024	FLEET DYNAMICS PTY LTD	MONTHLY EQUIPMENT HIRE FEE	205.70
EFT58907	29/11/2024	FLEXI STAFF GROUP PTY LTD	LABOUR HIRE	9,904.43
EFT58908	29/11/2024	FOSTER PLUMBING AND GAS	PLUMBING MAINTENANCE - HRRP	1,650.00
EFT58909	29/11/2024	FUELFIX PTY LTD	EQUIPMENT MAINTENANCE AND REPAIR	707.15
EFT58910	29/11/2024	FUJIFILM BUSINESS INNOVATION AUSTRALIA PTY LTD	PHOTOCOPIER MAINTENANCE & SUPPLIES	1,078.98
EFT58911	29/11/2024	HAYS SPECIALIST RECRUITMENT	LABOUR HIRE	32,076.19
EFT58912	29/11/2024	HERCULES MOBILES PTY LTD	EQUIPMENT HIRE	220.00
EFT58913	29/11/2024	INDUSTRIAL RECRUITMENT PARTNERS	LABOUR HIRE	18,238.49
EFT58914	29/11/2024	INFORMATION PROFICIENCY & SIGMA DATA SOLUTIONS - PROFICIENCY GROUP P/L T/AS	ANNUAL SUPPORT FEE	4,400.00



Eastern Metropolitan Regional Council
CEO's DELEGATED PAYMENTS LIST
FOR THE MONTHS OF NOVEMBER 2024, DECEMBER 2024 & JANUARY 2025.

Cheque / EFT No	Date	Payee	Description	Amount
EFT58915	29/11/2024	INTEGRATED ICT	IT SUPPORT	4,573.55
EFT58916	29/11/2024	JBS&G AUSTRALIA P/L T/A STRATEGEN JBS&G	CONSULTING FEES - INTERIM FOGO AREA EXPANSION	9,867.00
EFT58917	29/11/2024	JCB CONSTRUCTION EQUIPMENT AUSTRALIA (CFC HOLDINGS-CEA; JCB CEA; DYNAPAC CEA)	PLANT REPAIR	12,270.85
EFT58918	29/11/2024	KOMATSU AUSTRALIA P/L	PLANT PART	83.27
EFT58919	29/11/2024	LANDGATE	INFORMATION EXTRACTION FEE	227.70
EFT58920	29/11/2024	LIFT EQUIPT PTY LTD	PLANT PARTS	960.17
EFT58921	29/11/2024	LUNCH AT SUE'S	CATERING COSTS	210.00
EFT58922	29/11/2024	MA SERVICES GROUP PTY LTD	SECURITY MONITORING	2,494.68
EFT58923	29/11/2024	MARKETFORCE (OMNICOM MEDIA GROUP AUSTRALIA PTY LTD)	ADVERTISING COSTS - TENDER	612.04
EFT58924	29/11/2024	MEGA PACIFIC PTY LTD	PLANT PARTS	1,325.56
EFT58925	29/11/2024	MIDWAY FORD (WA)	VEHICLE SERVICE	405.00
EFT58926	29/11/2024	MIKE RITCHIE AND ASSOCIATES PTY LTD T/AS MRA CONSULTING GROUP	EMRC VALUATION	11,000.00
EFT58927	29/11/2024	MINTERELLISON	LEGAL ADVICE	6,145.26
EFT58928	29/11/2024	MYOSH - NETSIGHT CONSULTING P/L ATF AM2 TRUST & FM2 TRUST	MONTHLY SUBSCRIPTION - OSH SOFTWARE	1,540.00
EFT58929	29/11/2024	OFFICE LINE GROUP	OFFICE EQUIPMENT PURCHASE	544.50
EFT58930	29/11/2024	ONSITE RENTALS PTY LTD	MONTHLY RENTAL - HAZELMERE TRANSPORTABLE ADMIN BUILDING & SUPALOO FOR RED HILL	5,720.07
EFT58931	29/11/2024	PENSKE AUSTRALIA PTY LTD	PLANT PARTS	1,357.88
EFT58932	29/11/2024	PERTH BIN HIRE - IWM (PBH) PTY LTD T/A	SKIP BIN HIRE	2,530.00
EFT58933	29/11/2024	PERTH TESTING AND TAGGING PTY LTD	ELECTRICAL TESTING - ASCOT PLACE	2,047.65
EFT58934	29/11/2024	PETRO MIN ENGINEERS	CONSULTING FEE - WWtE	3,009.60
EFT58935	29/11/2024	PINNACLE COACHLINES	BUS HIRE	610.00
EFT58936	29/11/2024	PIRTEK MIDLAND (M & B HYDRAULICS PTY LTD)	HYDRAULIC HOSE SUPPLIES	1,916.27
EFT58937	29/11/2024	PR POWER PTY LTD	PUMP REPAIRS - LEACHATE PONDS	2,347.73
EFT58938	29/11/2024	PRUDENTIAL INVESTMENT SERVICES CORP P/L	INVESTMENT ADVISORY SERVICES	2,168.74
EFT58939	29/11/2024	PSQ GROUP	TELEPHONE EXPENSES - ASCOT PLACE	71.71
EFT58940	29/11/2024	QMW (WA) PTY LTD	PLANT PARTS	7,535.00
EFT58941	29/11/2024	QUAD SERVICES PTY LTD	CLEANING SERVICES & CONSUMABLES - HRRP & ASCOT PLACE	11,964.58
EFT58942	29/11/2024	QUIK GAS RECOVERY	DEGAS OF FRIDGES - TRANSFER STATION & RED HILL	1,551.00
EFT58943	29/11/2024	RAUBEX CONSTRUCTION	CONSTRUCTION OF STAGE 17 CELL - RED HILL	774,137.01
EFT58944	29/11/2024	REMONDIS AUSTRALIA PTY LTD	COLLECTION OF PAPER RECYCLABLES	40.66
EFT58945	29/11/2024	RUDD INDUSTRIAL	PLANT PARTS & HARDWARE SUPPLIES	603.51
EFT58946	29/11/2024	SAGE CONSULTANCY	CONSULTING FEES - FOGO COMPOST PRODUCTION	1,100.00
EFT58947	29/11/2024	SKILL HIRE WA PTY LTD	LABOUR HIRE	2,116.65
EFT58948	29/11/2024	SOCO STUDIOS	PHOTOGRAPHY- EMRC ADVERTISING	605.00
EFT58949	29/11/2024	SONIC HEALTHPLUS PTY LTD	PRE-EMPLOYMENT MEDICAL	337.70
EFT58950	29/11/2024	SPUDS GARDENING SERVICES	GROUND MAINTENANCE & WEED CONTROL AT RED HILL	3,190.00
EFT58951	29/11/2024	ST JOHN AMBULANCE ASSOCIATION	FIRST AID TRAINING	170.00
EFT58952	29/11/2024	STILES ELECTRICAL & COMMUNICATION SERVICES PTY LTD	INSTALLATION OF CONTROL PANELS FOR EVAPORATORS AT RED HILL	1,929.30
EFT58953	29/11/2024	SWAN FIRE SERVICES	FIRE FIGHTING EQUIPMENT REPAIR & MAINTENANCE AT HRRP	2,452.44
EFT58954	29/11/2024	TALIS CONSULTANTS	CONSULTING FEE - STAGE 18, APCR & FOGO RELOCATION	33,264.00
EFT58955	29/11/2024	TELSTRA LIMITED	TELEPHONE EXPENSES	42.76
EFT58956	29/11/2024	TENDERLINK	ADVERTISING COSTS - TENDER	369.60

Cheque / EFT No	Date	Payee	Description	Amount
EFT58957	29/11/2024	THE GOOD GUYS - MIDLAND	EQUIPMENT PURCHASE - BAYWASTE	574.00
EFT58958	29/11/2024	TIM DAVIES LANDSCAPING PTY LTD (TDL)	GARDEN MAINTENANCE ASCOT PLACE	1,161.92
EFT58959	29/11/2024	TOTAL TOOLS MIDLAND	HARDWARE SUPPLIES	569.92
EFT58960	29/11/2024	TOTALLY WORKWEAR MIDLAND	PROTECTIVE CLOTHING	224.96
EFT58961	29/11/2024	TRADEFAIRE INTERNATIONAL PTY LTD	TYRE REPLACEMENTS & REPAIR	38,868.50
EFT58962	29/11/2024	TRILLION TREES	PURCHASE OF TUBESTOCK - CLASS III REHABILITATION	3,159.75
EFT58963	29/11/2024	TURNSTONE PRODUCTS	BIN LINERS	1,160.72
EFT58964	29/11/2024	TWISTECH - GREG WOOD	REPAIR FENCE AT RED HILL	308.00
EFT58965	29/11/2024	UNITED EQUIPMENT PTY LTD	PLANT HIRE	1,425.60
EFT58966	29/11/2024	VISION INTELLIGENCE PTY LTD	CAMERA HIRE	2,975.28
EFT58967	29/11/2024	WA SAFETY PRODUCTS	PROTECTIVE GEARS & SIGNS	375.99
EFT58968	29/11/2024	WEST - SURE GROUP PTY LTD	COURIER SERVICE	605.02
EFT58969	29/11/2024	WEST COAST WATER FILTER MAN	FILER SYSTEM MAINTENANCE	85.00
EFT58970	29/11/2024	WEST TIP WASTE CONTROL	SKIP BIN HIRE	990.00
EFT58971	29/11/2024	WESTRAC EQUIPMENT PTY LTD	PLANT REPAIR	2,557.88
EFT58972	29/11/2024	WILLIAMS & HUGHES PTY LTD	LEGAL ADVICE	1,776.50
EFT58973	29/11/2024	WINC AUSTRALIA PTY LTD	STATIONERY & CONSUMABLES	192.74
EFT58974	29/11/2024	WORK HEALTH PROFESSIONALS PTY LTD	EMPLOYEE HEALTH CHECKS	313.50
EFT58975	29/11/2024	WURTH AUSTRALIA PTY LTD	SAFETETY SUPPLIES	788.36
EFT58976	03/12/2024	BARDAP HYDRAULICS - ZONE RESOURCE SERVICES PTY LTD T/A	PLANT REPAIR	4,988.50
EFT58977	03/12/2024	STILES ELECTRICAL & COMMUNICATION SERVICES PTY LTD	INSTALLATION OF CONTROL PANELS FOR EVAPORATORS AT RED HILL	1,992.34
EFT58978	03/12/2024	TALIS CONSULTANTS	CONSULTING FEE - CLASS IV MATERIALS	48,455.00
EFT58979	03/12/2024	TWISTECH - GREG WOOD	REPAIR FENCE - BAYWASTE	308.00
EFT58980	06/12/2024	ADT SECURITY	SECURITY MONITORING	77.00
EFT58981	06/12/2024	ADVANCE PRESS (2013) PTY LTD	EMRC LOGO ON FLYERS	93.50
EFT58982	06/12/2024	ADVANCED LIQUID WASTE - ANTHONY WALSH ATF 88 FAMILY TRUST T/A	LIQUID WASTE MANAGEMENT - RED HILL & HRRP	2,534.40
EFT58983	06/12/2024	AIR FILTER DRY CLEAN SYSTEMS WA	CLEAN & SERVICES FILTERS	1,137.24
EFT58984	06/12/2024	AUS CHILL TECHNICAL SERVICES PTY LTD	EQUIPMENT MAINTENANCE	407.00
EFT58985	06/12/2024	AUSSIE NATURAL SPRING WATER	BOTTLED WATER	150.50
EFT58986	06/12/2024	AV TRUCK SERVICES PTY LTD	PLANT PARTS	813.16
EFT58987	06/12/2024	BARFIELD EARTHMOVING (JAYCOURT NOMINEES P/L)	LABOUR HIRE	3,093.75
EFT58988	06/12/2024	BREATHALYSER SALES AND SERVICE	BREATHALYSER SUPPLIES	132.00
EFT58989	06/12/2024	BUNNINGS GROUP LTD	HARDWARE SUPPLIES	972.20
EFT58990	06/12/2024	BURSWOOD TROPHIES	DOOR NAME PLATE	46.20
EFT58991	06/12/2024	CHIDLOW WATER CARRIERS	WATER SUPPLIES - RED HILL SITE	300.00
EFT58992	06/12/2024	CIVIL AUTO ELECTRICS PTY LTD	PLANT REPAIRS	3,215.30
EFT58993	06/12/2024	CJD EQUIPMENT PTY LTD	SERVICE AGREEMENT	1,408.06
EFT58994	06/12/2024	CSE CROSSCOM PTY LTD	PARTS FOR EQUIPMENTS	38.50
EFT58995	06/12/2024	DEPARTMENT OF WATER AND ENVIRONMENTAL REGULATION (DWER)	WASTE CONTROL FORM	484.00
EFT58996	06/12/2024	DRAKE AUSTRALIA PTY LTD	LABOUR HIRE	2,255.79
EFT58997	06/12/2024	ECOLO WA	ODOUR CONTROL SOLUTIONS	3,168.00
EFT58998	06/12/2024	FLEXI STAFF GROUP PTY LTD	LABOUR HIRE	10,324.82



Eastern Metropolitan Regional Council
CEO's DELEGATED PAYMENTS LIST
FOR THE MONTHS OF NOVEMBER 2024, DECEMBER 2024 & JANUARY 2025.

Cheque / EFT No	Date	Payee	Description	Amount
EFT58999	06/12/2024	FVS FIRE PTY LTD T/A PROTECTOR FIRE SERVICES	PLANT MAINTENANCE	512.60
EFT59000	06/12/2024	GREGORY COWAN	STAFF REIMBURSEMENT	275.10
EFT59001	06/12/2024	HAYS SPECIALIST RECRUITMENT	LABOUR HIRE	9,257.21
EFT59002	06/12/2024	INDUSTRIAL RECRUITMENT PARTNERS	LABOUR HIRE	18,065.25
EFT59003	06/12/2024	KLB SYSTEMS	COMPUTER CONSUMABLES	2,381.50
EFT59004	06/12/2024	KOMATSU AUSTRALIA P/L	PLANT SERVICE AGREEMENT	4,218.24
EFT59005	06/12/2024	MA SERVICES GROUP PTY LTD	SECURITY MONITORING	5,777.17
EFT59006	06/12/2024	MIDLAND STEEL FABRICATION - RASON HOLDINGS P/L AS TRUSTEE FOR THE MIDLAND STEEL TRUST (PREVIOUSLY MULTISPARES LTD	PLANT PARTS	1,853.50
EFT59007	06/12/2024		PLANT PARTS	849.90
EFT59008	06/12/2024	MURPHY'S TYRE POWER	TYRE REPLACEMENT	460.00
EFT59009	06/12/2024	NESSCO GROUP	AIR COMPRESSOR REPAIR	1,463.00
EFT59010	06/12/2024	PERDAMAN ADVANCED ENERGY PTY LTD	PLANT SERVICE & MAINTENANCE	8,800.00
EFT59011	06/12/2024	PERTH MATTRESS & FURNITURE RECYCLING COMPANY	MATTRESS COLLECTION SERVICE - HAZELMERE	43,008.08
EFT59012	06/12/2024	PIRTEK MALAGA - JH FLUID TRANSFER SOLUTIONS T/AS	PLANT REPAIR	681.58
EFT59013	06/12/2024	PIRTEK MIDLAND (M & B HYDRAULICS PTY LTD)	HYDRAULIC HOSE SUPPLIES	1,668.66
EFT59014	06/12/2024	PR POWER PTY LTD	FUEL PUMPS	572.18
EFT59015	06/12/2024	QUIK GAS RECOVERY	DEGAS OF FRIDGES - TRANSFER STATION	1,166.00
EFT59016	06/12/2024	RELATIONSHIPS AUSTRALIA WA INC	EAP - COUNSELLING FEES	176.00
EFT59017	06/12/2024	RUDD INDUSTRIAL	PLANT PARTS & HARDWARE SUPPLIES	2,131.99
EFT59018	06/12/2024	SETON AUSTRALIA - BRADY AUSTRALIA PTY LTD T/AS	SAFETY SUPPLIES	289.39
EFT59019	06/12/2024	SKILL HIRE WA PTY LTD	LABOUR HIRE	2,414.38
EFT59020	06/12/2024	SONIC HEALTHPLUS PTY LTD	PRE-EMPLOYMENT MEDICAL	739.20
EFT59021	06/12/2024	ST JOHN AMBULANCE ASSOCIATION	FIRST AID TRAINING	170.00
EFT59022	06/12/2024	SWAN TOWING SERVICES PTY LTD ATF THE SWAN TOWING TRUST	PLANT TRANSPORTATION COST	264.00
EFT59023	06/12/2024	THE GOOD GUYS - MIDLAND	OFFICE EQUIPMENT PURCHASE	633.00
EFT59024	06/12/2024	TJ DEPIAZZI & SONS	PRODUCT TRANSPORTATION COSTS	4,610.10
EFT59025	06/12/2024	TOTALLY WORKWEAR MIDLAND	PROTECTIVE CLOTHING	1,178.38
EFT59026	06/12/2024	TRUCK CENTRE (WA) PTY LTD	PLANT PARTS	1,151.21
EFT59027	06/12/2024	TWISTECH - GREG WOOD	REPAIR FENCE AT RED HILL	2,716.40
EFT59028	06/12/2024	UNITED EQUIPMENT PTY LTD	PLANT HIRE	3,282.41
EFT59029	06/12/2024	VISION INTELLIGENCE PTY LTD	CAMERA HIRE	1,601.60
EFT59030	06/12/2024	WASTE MANAGEMENT & RESOURCE RECOVERY ASSOCIATION AUSTRALIA (WMRR)	STAFF TRAINING	450.00
EFT59031	06/12/2024	WASTETRANS WA - APPALA HOLDINGS PTY LTD T/AS	PRODUCT TRANSPORTATION COSTS	76,347.84
EFT59032	06/12/2024	WESTRAC EQUIPMENT PTY LTD	PLANT PARTS	844.80
EFT59033	06/12/2024	WINC AUSTRALIA PTY LTD	STATIONERY & CONSUMABLES	415.32
EFT59034	06/12/2024	WREN OIL	WASTE OIL REMOVAL	363.00
EFT59035	11/12/2024	ALLPEST - ROL-WA PTY LTD T/AS	PEST CONTROL	2,124.98
EFT59036	11/12/2024	BARFIELD EARTHMOVING (JAYCOURT NOMINEES P/L)	UPGRADE EXISTING FIREBREAKS - RED HILL	4,840.00
EFT59037	11/12/2024	BELRIDGE HOLDINGS PTY LTD	REFUND OF PREPAYMENT	3,758.70
EFT59038	11/12/2024	CHILD SUPPORT	EMPLOYEE DEDUCTION	820.20
EFT59039	11/12/2024	DORMAKABA AUSTRALIA PTY LTD	BUILDING MAINTENANCE - ASCOT PLACE	863.30
EFT59040	11/12/2024	IDEA TO OPERATIONS SERVICES PTY LTD	ELECTRICAL SUPPORT (LABOUR HIRE) - WWIE	72,182.00



Eastern Metropolitan Regional Council
CEO's DELEGATED PAYMENTS LIST
FOR THE MONTHS OF NOVEMBER 2024, DECEMBER 2024 & JANUARY 2025.

Cheque / EFT No	Date	Payee	Description	Amount
EFT59041	11/12/2024	KLB SYSTEMS	COMPUTER CONSUMABLES	1,452.00
EFT59042	11/12/2024	PAYG PAYMENTS	PAYG TAXATION PAYMENT	106,909.00
EFT59043	11/12/2024	POSITIVE SALARY PACKAGING - JJCT PACKAGING PTY LTD T/A	STAFF DEDUCTION	719.35
EFT59044	11/12/2024	TELSTRA LIMITED	TELEPHONE EXPENSES	1,094.91
EFT59045	11/12/2024	TOTALLY WORKWEAR MIDLAND	PROTECTIVE CLOTHING	116.91
EFT59046	11/12/2024	WESTRAC EQUIPMENT PTY LTD	PLANT PARTS	107.40
EFT59047	11/12/2024	ADVANCED LIQUID WASTE - ANTHONY WALSH ATF 88 FAMILY TRUST T/A	LIQUID WASTE MANAGEMENT - RED HILL	1,072.50
EFT59048	11/12/2024	AIR FILTER DRY CLEAN SYSTEMS WA	CLEAN & SERVICES FILTERS	1,040.55
EFT59049	11/12/2024	ALTONA GROUP - BROMAR NOMINEES PTY LTD ATF THE ALTONA UNIT TRUST TAS	HRRP - PRIVATE SEWER PUMP STATION & PRESSURE MAIN	54,800.83
EFT59050	11/12/2024	AUSSIE NATURAL SPRING WATER	BOTTLED WATER	182.75
EFT59051	11/12/2024	AUSTRALIA AND NEW ZEALAND RECYCLING PLATFORM LTD	CONTRIBUTION TO TECH COLLECT E WASTE PROGRAM COLLECTION & DISPOSAL COSTS	706.20
EFT59052	11/12/2024	B&J CATALANO PTY LTD	LABOUR HIRE	8,372.10
EFT59053	11/12/2024	BEE JAYS CANVAS CO - PETER STICKLAND HOLDINGS PTY LTD T/AS	EQUIPMENT REPAIR	2,744.50
EFT59054	11/12/2024	BOYA EQUIPMENT PTY LTD	PLANT PARTS	715.46
EFT59055	11/12/2024	BULLIVANTS PTY LTD	QUARTERLY EQUIPMENT MAINTENANCE - HRRP	697.18
EFT59056	11/12/2024	CAPITAL TRANSPORT SERVICES (WA) PTY LTD	COURIER SERVICE	26.09
EFT59057	11/12/2024	CASTROL AUSTRALIA PTY LTD	OIL PURCHASES	5,109.65
EFT59058	11/12/2024	CIVIL AUTO ELECTRICS PTY LTD	PLANT REPAIRS	437.80
EFT59059	11/12/2024	CJD EQUIPMENT PTY LTD	PLANT REPAIR	651.75
EFT59060	11/12/2024	CLEANAWAY PTY LTD	SKIP BIN HIRE	856.30
EFT59061	11/12/2024	CPR ELECTRICAL SERVICES	ELECTRICAL MAINTENANCE - BREATHALYSER SYSTEM	407.00
EFT59062	11/12/2024	CSE CROSSCOM PTY LTD	TWO-WAY RADIO INSTALLATION	839.60
EFT59063	11/12/2024	CUMMINS SOUTH PACIFIC PTY LTD	PLANT REPAIR	1,737.46
EFT59064	11/12/2024	DATA 3 PERTH	SUBSCRIPTION RENEWAL - SOFTWARE	28,584.19
EFT59065	11/12/2024	DRAKE AUSTRALIA PTY LTD	LABOUR HIRE	1,804.00
EFT59066	11/12/2024	E & MJ ROSHER	HARDWARE SUPPLIES	98.00
EFT59067	11/12/2024	ELAN ENERGY MATRIX	TYRE DISPOSAL COSTS - TRANSFER STATIONS & RED HILL	2,712.69
EFT59068	11/12/2024	ENVIRAPEST PTY LTD	WEED MANAGEMENT - HRRP	2,450.00
EFT59069	11/12/2024	FLEXI STAFF GROUP PTY LTD	LABOUR HIRE	10,482.89
EFT59070	11/12/2024	FOSTER PLUMBING AND GAS	PLUMBING MAINTENANCE - HRRP	275.00
EFT59071	11/12/2024	GOODCHILD ENTERPRISES	BATTERY PURCHASES	660.00
EFT59072	11/12/2024	GREENS ELECTRICAL SERVICE	ELECTRICAL MAINTENANCE - RED HILL	304.43
EFT59073	11/12/2024	HAYS SPECIALIST RECRUITMENT	LABOUR HIRE	10,989.20
EFT59074	11/12/2024	INDUSTRIAL RECRUITMENT PARTNERS	LABOUR HIRE	18,069.73
EFT59075	11/12/2024	INSTANT WEIGHT PTY LTD T/A INSTANT WEIGHING	PLANT CALIBRATION	2,838.00
EFT59076	11/12/2024	KLB SYSTEMS	SUBSCRIPTION RENEWAL - SOFTWARE	3,206.50
EFT59077	11/12/2024	MADDERN ELECTRICS	BUILDING MAINTENANCE - ASCOT PLACE	550.00
EFT59078	11/12/2024	MAJOR MOTORS PTY LTD	PLANT MAINTENANCE	1,983.76
EFT59079	11/12/2024	MUNDARING TYREPOWER T/A RACADAGE P/L	TYRE REPAIR	35.00
EFT59080	11/12/2024	NINA GBOR	WORKSHOP PRESENTATION FEE	5,700.00
EFT59081	11/12/2024	PERTH QUALITY SERVICES	CLEANING SERVICES - TRANSFER STATION	700.00
EFT59082	11/12/2024	PIRTEK MALAGA - JH FLUID TRANSFER SOLUTIONS T/AS	PLANT REPAIR	1,540.36

Cheque / EFT No	Date	Payee	Description	Amount
EFT59083	11/12/2024	PIRTEK MIDLAND (M & B HYDRAULICS PTY LTD)	HYDRAULIC HOSE SUPPLIES	208.46
EFT59084	11/12/2024	POWERUP AUTO TREATMENTS - CHEMSOL AUSTRALIA PTY LTD T/AS	GREASE FOR PLANTS	2,948.00
EFT59085	11/12/2024	PRESTIGE ALARMS	ALARM MAINTENANCE & MONITORING - RED HILL	2,452.50
EFT59086	11/12/2024	PSQ GROUP	PHONE EXPENSES - ASCOT PLACE	39.60
EFT59087	11/12/2024	QUAD SERVICES PTY LTD	CLEANING SERVICES & CONSUMABLES - HRRP & ASCOT PALCE	2,059.89
EFT59088	11/12/2024	RELATIONSHIPS AUSTRALIA WA INC	EAP - COUNSELLING FEES	176.00
EFT59089	11/12/2024	RUDD INDUSTRIAL	HARDWARE SUPPLIES	200.05
EFT59090	11/12/2024	S&L ENGINEERING (WA) PTY LTD	PLANT MAINTENANCE - HAZELMERE WORKSHOP	1,083.50
EFT59091	11/12/2024	SCOTT PRINTERS PTY LTD	STICKERS FOR FOGO BAGS	873.40
EFT59092	11/12/2024	SKILL HIRE WA PTY LTD	LABOUR HIRE	2,385.85
EFT59093	11/12/2024	SKYLINE LANDSCAPE SERVICES	GARDEN MAINTENANCE - BAYWASTE	1,166.00
EFT59094	11/12/2024	SONIC HEALTHPLUS PTY LTD	PRE-EMPLOYMENT MEDICAL	424.60
EFT59095	11/12/2024	SUCCESS WATERS PTY LTD T/A HAYDN ROBINSON	LEGAL ADVICE	8,321.50
EFT59096	11/12/2024	SWAN FIRE SERVICES	FIRE FIGHTING EQUIPMENT MAINTENANCE - WTS	912.78
EFT59097	11/12/2024	TJ DEPIAZZI & SONS	PRODUCT TRANSPORTATION COSTS	6,915.15
EFT59098	11/12/2024	TOTAL TOOLS MIDLAND	PROTECTIVE GEARS	97.15
EFT59099	11/12/2024	TOTALLY WORKWEAR MIDLAND	PROTECTIVE CLOTHING	373.42
EFT59100	11/12/2024	TRADEFAIRE INTERNATIONAL PTY LTD	TYRE REPLACEMENTS & REPAIR	4,053.50
EFT59101	11/12/2024	TRUCK CENTRE (WA) PTY LTD	PLANT PARTS	2,235.31
EFT59102	11/12/2024	TUTT BRYANT EQUIPMENT (BT EQUIPMENT PTY LTD)	PLANT SERVICE & AGREEMENT	2,834.84
EFT59103	11/12/2024	UNITED EQUIPMENT PTY LTD	PLANT HIRE	718.85
EFT59104	11/12/2024	VDC PTY LTD ATF DRWA TRUST T/AS DRWA BUILDING DOORS	DOOR REPAIRS AND MAINTENANCE - C&I BUILDING	2,464.00
EFT59105	11/12/2024	WA SAFETY PRODUCTS	PROTECTIVE GEARS	1,183.18
EFT59106	11/12/2024	WESTRAC EQUIPMENT PTY LTD	PLANT MAINTENANCE	211.20
EFT59107	11/12/2024	WEX MOTORPASS	FLEET FUEL PURCHASES	1,935.98
EFT59108	11/12/2024	WINC AUSTRALIA PTY LTD	STATIONERY & CONSUMABLES	265.13
EFT59109	11/12/2024	WREN OIL	WASTE OIL REMOVAL	220.00
EFT59110	20/12/2024	DEPUTY COMMISSIONER OF TAXATION	GST PAYMENT	348,283.00
EFT59111	20/12/2024	ACTIVE ENVIRONMENTAL SOLUTIONS AUSTRALIA - ALEMIR INTERNATIONAL PTY LTD T/A	EQUIPMENT CALIBRATION	181.50
EFT59112	20/12/2024	ADVANCED LIQUID WASTE - ANTHONY WALSH ATF 88 FAMILY TRUST T/A	LIQUID WASTE MANAGEMENT - RED HILL & HRRP	2,514.50
EFT59113	20/12/2024	ALLIGHTSYKES PTY LTD	EQUIPMENT MAINTENANCE - GENERATORS	1,108.73
EFT59114	20/12/2024	AUSSIE NATURAL SPRING WATER	BOTTLED WATER	96.75
EFT59115	20/12/2024	AUSTRALIAN COMMUNICATIONS & MEDIA AUTHORITY ACMA	ANNUAL LICENCE RENEWAL FOR APPARATUS AT RED HILL	681.00
EFT59116	20/12/2024	BAYSWATER AUTO DETAILERS	POOL VEHICLE CLEANING	341.00
EFT59117	20/12/2024	BIN BATH AUSTRALIA PTY LTD	BIN CLEANING	82.72
EFT59118	20/12/2024	BP AUSTRALIA PTY LTD	FUEL PURCHASES	81,675.39
EFT59119	20/12/2024	CASTROL AUSTRALIA PTY LTD	OIL PURCHASES	1,636.74
EFT59120	20/12/2024	CIVIL AUTO ELECTRICS PTY LTD	PLANT REPAIRS	1,365.65
EFT59121	20/12/2024	CJD EQUIPMENT PTY LTD	SERVICE AGREEMENT & MAINTENANCE	28,847.68
EFT59122	20/12/2024	COMPU-STOR	IT BACKUP DATA SERVICES	959.22
EFT59123	20/12/2024	CPR ELECTRICAL SERVICES	ELECTRICAL MAINTENANCE - HAAS GRINDER CONTROL ROOM	771.10
EFT59124	20/12/2024	DEPARTMENT OF AGRICULTURE, FISHERIES AND FORESTRY	BIOSECURITY AUDITS AT RE D HILL	1,482.00



Eastern Metropolitan Regional Council
CEO's DELEGATED PAYMENTS LIST
FOR THE MONTHS OF NOVEMBER 2024, DECEMBER 2024 & JANUARY 2025.

Cheque / EFT No	Date	Payee	Description	Amount
EFT59125	20/12/2024	DEPARTMENT OF WATER AND ENVIRONMENTAL REGULATION (DWER)	COMPLIANCE & LICENCE FEES	42,408.00
EFT59126	20/12/2024	DRAKE AUSTRALIA PTY LTD	LABOUR HIRE	1,789.57
EFT59127	20/12/2024	EFFICIENT REFRIGERATION & ENERGY SAVINGS PTY LTD	AIRCONDITIONING MAINTENANCE - HAAS CONTROL ROOM	462.00
EFT59128	20/12/2024	ESTHER DELLA FAVORY	STAFF REIMBURSEMENT	36.45
EFT59129	20/12/2024	EUROFINS ARL PTY LTD T/AS EUROFINS	SAMPLE TESTING - WATER	6,500.24
EFT59130	20/12/2024	FILTERS PLUS	PLANT FILTERS	282.98
EFT59131	20/12/2024	FLEXI STAFF GROUP PTY LTD	LABOUR HIRE	9,905.33
EFT59132	20/12/2024	FOSTER PLUMBING AND GAS	PLUMBING MAINTENANCE - HRRP	4,826.80
EFT59133	20/12/2024	GLOBAL SPILL & SAFETY	SAFETY SUPPLIES - BAYWASTE	812.35
EFT59134	20/12/2024	GOODCHILD ENTERPRISES	BATTERY PURCHASES	176.00
EFT59135	20/12/2024	HAYS SPECIALIST RECRUITMENT	LABOUR HIRE	9,941.14
EFT59136	20/12/2024	HECS FIRE	FIRE EQUIPMENT INSPECTION	310.20
EFT59137	20/12/2024	HILLS FABRICATION & WELDING	PLANT MAINTENANCE	1,749.00
EFT59138	20/12/2024	IDEA TO OPERATIONS SERVICES PTY LTD	ELECTRICAL SUPPORT (LABOUR HIRE) - WWtE	77,014.32
EFT59139	20/12/2024	INDUSTRIAL RECRUITMENT PARTNERS	LABOUR HIRE	19,694.38
EFT59140	20/12/2024	INTEGRATED ICT	IT SUPPORT	1,151.50
EFT59141	20/12/2024	J&K HOPKINS T/A HOPKINS AUS PTY LTD	OFFICE EQUIPMENT	381.00
EFT59142	20/12/2024	JD ORGANICS PTY LTD	BAGS FOR FOGO MATERIALS	3,223.44
EFT59143	20/12/2024	MIDWAY FORD (WA)	VEHICLE SERVICE	734.00
EFT59144	20/12/2024	NAPA (FORMERLY KNOWN AS COVS)	HARDWARE SUPPLIES	203.50
EFT59145	20/12/2024	NITA PURWADI	STAFF REIMBURSEMENT	667.50
EFT59146	20/12/2024	OFFICEWORKS	COMPUTER HARDWARE	247.00
EFT59147	20/12/2024	PIRTEK MIDLAND (M & B HYDRAULICS PTY LTD)	HYDRAULIC HOSE SUPPLIES	66.43
EFT59148	20/12/2024	QUAD SERVICES PTY LTD	CLEANING SERVICES & CONSUMABLES - HRRP & ASCOT PLACE	381.09
EFT59149	20/12/2024	REFRESH WATERS PTY LTD	BOTTLED WATER	240.00
EFT59150	20/12/2024	ROYAL WOLF AUSTRALIA - UNITED RENTALS AUSTRALIA P/L TA	EQUIPMENT RENTAL - BAYWASTE	274.33
EFT59151	20/12/2024	RUDD INDUSTRIAL	HARDWARE SUPPLIES	275.02
EFT59152	20/12/2024	S&L ENGINEERING (WA) PTY LTD	PLANT MAINTENANCE - HAZELMERE WORKSHOP	4,592.50
EFT59153	20/12/2024	SAGE CONSULTANCY	CONSULTING FEES - FOGO COMPOST PRODUCTION	4,400.00
EFT59154	20/12/2024	SCOTT PRINTERS PTY LTD	ANNUAL REPORT PRINTING	3,410.00
EFT59155	20/12/2024	SETON AUSTRALIA - BRADY AUSTRALIA PTY LTD T/AS	SAFETY SUPPLIES	875.05
EFT59156	20/12/2024	SGS AUSTRALIA PTY LTD	SAMPLE ANALYSIS	1,026.63
EFT59157	20/12/2024	SKILL HIRE WA PTY LTD	LABOUR HIRE	2,385.85
EFT59158	20/12/2024	SMOULTS LARDER	CATERING COSTS	214.80
EFT59159	20/12/2024	SONIC HEALTHPLUS PTY LTD	PRE-EMPLOYMENT MEDICAL	574.20
EFT59160	20/12/2024	SYNERGY	ELECTRICITY CHARGES - RED HILL	7,929.00
EFT59161	20/12/2024	THE WATERSHED	PLANT PARTS	1,239.15
EFT59162	20/12/2024	TJSIGNS & VEHICLE GRAPHICS	STICKERS FOR WORKSHOP AND PLANT	385.00
EFT59163	20/12/2024	TRUCK CENTRE (WA) PTY LTD	PLANT PARTS	38.86
EFT59164	20/12/2024	TUTT BRYANT EQUIPMENT (BT EQUIPMENT PTY LTD)	SERVICE AGREEMENT	877.55
EFT59165	20/12/2024	VISION INTELLIGENCE PTY LTD	CAMERA HIRE	308.00
EFT59166	20/12/2024	WA SAFETY PRODUCTS	PROTECTIVE GEARS	70.69



Eastern Metropolitan Regional Council
CEO's DELEGATED PAYMENTS LIST
FOR THE MONTHS OF NOVEMBER 2024, DECEMBER 2024 & JANUARY 2025.

Cheque / EFT No	Date	Payee	Description	Amount
EFT59167	20/12/2024	WESTRAC EQUIPMENT PTY LTD	SERVICE AGREEMENT	3,614.16
EFT59168	20/12/2024	WREN OIL	WASTE OIL REMOVAL	1,782.00
EFT59169	20/12/2024	WURTH AUSTRALIA PTY LTD	SAFETAY SUPPLIES	635.79
EFT59170	24/12/2024	ABC PAVEMENT MAINTENANCE	POTHOLE REPAIR - BAYWASTE	1,276.00
EFT59171	24/12/2024	ADVANCE PRESS (2013) PTY LTD	EMRC LOGO ON ADHESIVE VINYL	88.00
EFT59172	24/12/2024	ADVANCED LIQUID WASTE - ANTHONY WALSH ATF 88 FAMILY TRUST T/A	EQUIPMENT HIRE TO SERVICE HAAS GRINDER	1,688.50
EFT59173	24/12/2024	AIR FILTER DRY CLEAN SYSTEMS WA	CLEAN & SERVICES FILTERS	292.60
EFT59174	24/12/2024	AUSSIE NATURAL SPRING WATER	BOTTLED WATER	227.43
EFT59175	24/12/2024	AV TRUCK SERVICES PTY LTD	PLANT PARTS	701.53
EFT59176	24/12/2024	BLUE DIAMOND MACHINERY PTY LTD	FILTERS	299.00
EFT59177	24/12/2024	BRABHAM ELECTRICAL	ELECTRICAL MAINTENANCE - WTS	13,020.70
EFT59178	24/12/2024	BUCHER MUNICIPAL PTY LTD	HARDWARE SUPPLIES	12,522.49
EFT59179	24/12/2024	BUNNINGS GROUP LTD	HARDWARE SUPPLIES & PLANT PARTS	23.63
EFT59180	24/12/2024	BURSWOOD TROPHIES	DOOR NAME PLATE	46.20
EFT59181	24/12/2024	CHEMCENTRE	WATER MONITORING	1,341.73
EFT59182	24/12/2024	CHILD SUPPORT	EMPLOYEE DEDUCTION	731.26
EFT59183	24/12/2024	CJD EQUIPMENT PTY LTD	PLANT PARTS & MAINTENANCE	1,292.68
EFT59184	24/12/2024	CMAC TECHNOLOGIES PTY LTD	SECURITY SYSTEM - CCTV CAMERA MAINTENANCE	1,084.73
EFT59185	24/12/2024	CME BOILERMAKING PTY LTD	PLANT REPAIR	17,329.40
EFT59186	24/12/2024	CSE CROSSCOM PTY LTD	TWO-WAY RADIO LEASES	2,926.00
EFT59187	24/12/2024	DAMSTRA TECHNOLOGY PTY LTD	MEMBERSHIP RENEWAL	631.40
EFT59188	24/12/2024	DRAKE AUSTRALIA PTY LTD	LABOUR HIRE	2,255.79
EFT59189	24/12/2024	E.W.S (AUSTRALIA) PTY LTD	WATER STATION MAINTENANCE - RED HILL	1,237.50
EFT59190	24/12/2024	ECO ENVIRONMENTAL (BENFOSTER PTY LTD)	EQUIPMENT HIRE TO CHECK BORES AT RED HILL	165.00
EFT59191	24/12/2024	EFFICIENT REFRIGERATION & ENERGY SAVINGS PTY LTD	AIRCONDITIONING MAINTENANCE - HAAS CONTROL ROOM	5,706.47
EFT59192	24/12/2024	ENVIRO SWEEP	SITE SWEEPING - HRRP	1,021.02
EFT59193	24/12/2024	ENVIRONMENTAL SITE SERVICES	DUST MONITORING - HRRP	3,872.00
EFT59194	24/12/2024	ESTHER DELLA FAVORY	STAFF REIMBURSEMENT	26.40
EFT59195	24/12/2024	EUROFINS ARL PTY LTD T/AS EUROFINS	WATER MONITORING & ANALYSIS	42,321.42
EFT59196	24/12/2024	FLEET DYNAMICS PTY LTD	MONTHLY EQUIPMENT HIRE FEE	205.70
EFT59197	24/12/2024	FLEXI STAFF GROUP PTY LTD	LABOUR HIRE	11,967.19
EFT59198	24/12/2024	FUELFIX PTY LTD	EQUIPMENT MAINTENANCE AND REPAIR	730.72
EFT59199	24/12/2024	GREGORY COWAN	STAFF REIMBURSEMENT	103.00
EFT59200	24/12/2024	HAYS SPECIALIST RECRUITMENT	LABOUR HIRE	11,268.19
EFT59201	24/12/2024	HERCULES MOBILES PTY LTD	EQUIPMENT HIRE	220.00
EFT59202	24/12/2024	HITACHI CONSTRUCTION MACHINERY (AUSTRALIA) PTY LTD	PLANT REPAIR	1,028.78
EFT59203	24/12/2024	INDUSTRIAL RECRUITMENT PARTNERS	LABOUR HIRE	27,865.99
EFT59204	24/12/2024	JBS&G AUSTRALIA P/L T/A STRATEGEN JBS&G	CONSULTING FEES - INTERIM FOGO AREA EXPANSION	825.00
EFT59205	24/12/2024	JLM LINEBORING & ENGINEERING PTY LTD	PLANT MAINTENANCE	2,420.00
EFT59206	24/12/2024	MIDWAY FORD (WA)	VEHICLE SERVICE	2,375.00
EFT59207	24/12/2024	MILLS OAKLEY	LEGAL FEE	6,534.00
EFT59208	24/12/2024	MITZA NOMINEES PTY LTD T/A PROFESSIONAL LOCKSERVICE	BUILDING MAINTENANCE - ASCOT PLACE	141.63



Eastern Metropolitan Regional Council
CEO's DELEGATED PAYMENTS LIST
FOR THE MONTHS OF NOVEMBER 2024, DECEMBER 2024 & JANUARY 2025.

Cheque / EFT No	Date	Payee	Description	Amount
EFT59209	24/12/2024	MR POTHOLE	ASPHALT REPAIRS AT RED HILL	2,915.00
EFT59210	24/12/2024	ONSITE RENTALS PTY LTD	MONTHLY RENTAL - SUPALOO	102.70
EFT59211	24/12/2024	PAYG PAYMENTS	PAYG TAXATION PAYMENT	112,426.00
EFT59212	24/12/2024	PIRTEK MALAGA - JH FLUID TRANSFER SOLUTIONS T/AS	PLANT REPAIR	241.53
EFT59213	24/12/2024	PIRTEK MIDLAND (M & B HYDRAULICS PTY LTD)	HYDRAULIC HOSE SUPPLIES	3,109.00
EFT59214	24/12/2024	POSITIVE SALARY PACKAGING - JJCT PACKAGING PTY LTD T/A	STAFF DEDUCTION	719.35
EFT59215	24/12/2024	QUAD SERVICES PTY LTD	CLEANING SERVICES - WWtE	1,138.50
EFT59216	24/12/2024	QUIK GAS RECOVERY	DEGAS OF FRIDGES FOR TRANSFER STATIONS AND RED HILL	2,310.00
EFT59217	24/12/2024	RELATIONSHIPS AUSTRALIA WA INC	EAP - COUNSELLING FEES	176.00
EFT59218	24/12/2024	RUDD INDUSTRIAL	PLANT PARTS & HARDWARE SUPPLIES	307.47
EFT59219	24/12/2024	S&L ENGINEERING (WA) PTY LTD	PLANT MAINTENANCE - HAAS GRINDER	4,862.00
EFT59220	24/12/2024	SAGE CONSULTANCY	CONSULTING FEES - FOGO COMPOST PRODUCTION	1,100.00
EFT59221	24/12/2024	SETON AUSTRALIA - BRADY AUSTRALIA PTY LTD T/AS	PRINTING SUPPLIES	119.13
EFT59222	24/12/2024	SKILL HIRE WA PTY LTD	LABOUR HIRE	2,385.85
EFT59223	24/12/2024	SNAP BELMONT (BELSNAP PTY LTD)	PRINTING COSTS - ISNPECTION RUN SHEETS & PRE-START BOOKS	1,018.49
EFT59224	24/12/2024	SONIC HEALTHPLUS PTY LTD	PRE-EMPLOYMENT MEDICAL	497.20
EFT59225	24/12/2024	SOUTHERN CROSS UNIVERSITY (ENVIRONMENTAL ANALYSIS LABORATORY)	ANALYSIS - FOGO COMPOST	873.84
EFT59226	24/12/2024	SPRAYTEK PRECISION PTY LTD	VEHICLE REPAIR	4,596.30
EFT59227	24/12/2024	ST JOHN AMBULANCE ASSOCIATION	FIRST AID KIT	89.81
EFT59228	24/12/2024	STANTEC AUSTRALIA PTY LTD	CONSULTANCY FEE - STAGE 17	29,640.63
EFT59229	24/12/2024	SWAN FIRE SERVICES	FIRE FIGHTING EQUIPMENT MAINTENANCE - HRRP	2,133.07
EFT59230	24/12/2024	SYNERGY	ELECTRICITY CHARGES - ASCOT PLACE	5,115.67
EFT59231	24/12/2024	TALIS CONSULTANTS	CONSULTING FEE - POST CLOSURE COSTS & WATER MONITORING REPORTING	11,874.50
EFT59232	24/12/2024	TELSTRA LIMITED	TELEPHONE EXPENSES	5,335.37
EFT59233	24/12/2024	TJ DEPIAZZI & SONS	PRODUCT TRANSPORTATION COSTS	6,915.15
EFT59234	24/12/2024	TRADEFAIRE INTERNATIONAL PTY LTD	TYRE BRANDING TOOL	1,237.50
EFT59235	24/12/2024	TRUCKLINE - SPECIALIST WHOLESALERS PTY LTD T/AS	MUD GUARD	195.77
EFT59236	24/12/2024	TURNSTONE PRODUCTS	BIN LINERS	1,160.72
EFT59237	24/12/2024	VISION INTELLIGENCE PTY LTD	CAMERA HIRE	2,975.28
EFT59238	24/12/2024	WA WHEELWASH & HIRE SERVICES PTY LTD	HIRE OF WHEEL BATH	109,602.35
EFT59239	24/12/2024	WDIS.WA.PTY.LTD	CLEAN FILTERS - HAAS GRINDER	3,448.50
EFT59241	24/12/2024	WESTRAC EQUIPMENT PTY LTD	PLANT PARTS	2,964.03
EFT59241	24/12/2024	WILLIAMS & HUGHES PTY LTD	LEGAL ADVICE	12,486.10
EFT59242	24/12/2024	WINC AUSTRALIA PTY LTD	STATIONERY & CONSUMABLES	770.30
EFT59243	31/12/2024	AARON BOWMAN	QUARTERLY COUNCILLORS PAYMENT	4,214.38
EFT59244	31/12/2024	AIR FILTER DRY CLEAN SYSTEMS WA	CLEAN & SERVICES FILTERS	420.20
EFT59245	31/12/2024	AIRTIGHT SOLUTIONS	REPLACEMENT OF FILTER BAGS - HAAS GRINDER	8,266.50
EFT59246	31/12/2024	ALLUSED PTY LTD	HIRE OF HYDRAULIC GRAB FOR HAZELMERE	7,920.00
EFT59247	31/12/2024	ALLWEST PLANT HIRE	PLANT & LABOUR HIRE	37,306.50
EFT59248	31/12/2024	ALSCO PERTH	EQUIPMENT HIRE	44.67
EFT59249	31/12/2024	AUSCO MODULAR PTY LTD	PLANT HIRE - WWtE	3,303.98
EFT59250	31/12/2024	AUSTRALIA POST - ASCOT PLACE	POSTAL CHARGES	4.47



Eastern Metropolitan Regional Council
CEO's DELEGATED PAYMENTS LIST
FOR THE MONTHS OF NOVEMBER 2024, DECEMBER 2024 & JANUARY 2025.

Cheque / EFT No	Date	Payee	Description	Amount
EFT59251	31/12/2024	B&J CATALANO PTY LTD	LABOUR HIRE	312,851.94
EFT59252	31/12/2024	BARFIELD EARTHMOVING (JAYCOURT NOMINEES P/L)	PLANT HIRE	1,014.75
EFT59253	31/12/2024	BDO AUDIT PTY LTD	AUDIT SERVICE ON FIRST OFFSETS REPORT - FOGO	16,830.00
EFT59254	31/12/2024	BOSORIMA TAS MAIL PLUS PERTH	MAIL SERVICE	415.80
EFT59255	31/12/2024	BUCHER MUNICIPAL PTY LTD	PLANT PARTS	8,061.05
EFT59256	31/12/2024	CAPITAL TRANSPORT SERVICES (WA) PTY LTD	COURIER SERVICE	97.47
EFT59257	31/12/2024	CAVALIER PORTABLES & PARK HOMES	PLANT HIRE - WWtE	1,954.34
EFT59258	31/12/2024	CIVIL AUTO ELECTRICS PTY LTD	PLANT REPAIRS	812.90
EFT59259	31/12/2024	CLEANAWAY PTY LTD	GAS CYLINDER COLLECTION - BAYWASTE	5,770.99
EFT59260	31/12/2024	COMPU-STOR	IT BACKUP DATA SERVICES	977.46
EFT59261	31/12/2024	CR PAUL POLIWKA	QUARTERLY COUNCILLORS PAYMENT	2,857.50
EFT59262	31/12/2024	CRACKAJACK PARTY HIRE	EQUIPMENT HIRE	213.40
EFT59263	31/12/2024	CREDITORWATCH	ONLINE CREDIT REFERENCE CHECKS	588.50
EFT59264	31/12/2024	CROWN HILL CONSTRUCTION	EQUIPMENT HIRE	212.15
EFT59265	31/12/2024	CTI COURIERS PTY LTD	COURIER SERVICE	68.81
EFT59266	31/12/2024	DISCUS PRINT & SIGNAGE	MARKETING MATERIALS	247.50
EFT59267	31/12/2024	DOUG JEANS	QUARTERLY COUNCILLORS PAYMENT	2,857.50
EFT59268	31/12/2024	ECOLO WA	ODOUR CONTROL SOLUTIONS	3,168.00
EFT59269	31/12/2024	ELAN ENERGY MATRIX	TYRE DISPOSAL COSTS - COPPIN ROAD	527.19
EFT59270	31/12/2024	ENVIRO SWEEP	SITE SWEEPING - HRRP	3,394.89
EFT59271	31/12/2024	EUROFINS ARL PTY LTD T/AS EUROFINS	SAMPLE TESTING - WATER ANALYSIS	8,663.49
EFT59272	31/12/2024	FILOMENA PIFFARETTI	QUARTERLY COUNCILLORS PAYMENT	9,712.25
EFT59273	31/12/2024	FILTERS PLUS	PLANT FILTERS	159.24
EFT59274	31/12/2024	FLEXI STAFF GROUP PTY LTD	LABOUR HIRE	10,887.56
EFT59275	31/12/2024	FLICK ANTICIMEX PTY LTD	HYGIENE SERVICES	476.83
EFT59276	31/12/2024	FUJIFILM BUSINESS INNOVATION AUSTRALIA PTY LTD	PHOTOCOPIER MAINTENANCE & SUPPLIES	851.14
EFT59277	31/12/2024	GENSET HIRE AND SALES AUSTRALIA PTY LTD	SMART FUEL SYSTEM MAINTENANCE	3,540.26
EFT59278	31/12/2024	HAYS SPECIALIST RECRUITMENT	LABOUR HIRE	8,135.45
EFT59279	31/12/2024	HAZEL LAW, THE CURATED WARDROBE	WORKSHOP FACILITATION FEE	250.00
EFT59280	31/12/2024	HEAVY AUTOMATICS PTY LTD	PLANT PARTS	7,957.11
EFT59281	31/12/2024	HERBERT SMITH FREEHILLS LAWYERS	LEGAL ADVICE	29,248.78
EFT59282	31/12/2024	IAN JOHNSON	COUNCILLORS ATTENDANCE FEE	260.00
EFT59283	31/12/2024	INDUSTRIAL RECRUITMENT PARTNERS	LABOUR HIRE	27,534.34
EFT59284	31/12/2024	INTEGRATED ICT	IT SUPPORT	4,344.45
EFT59285	31/12/2024	J&K HOPKINS T/A HOPKINS AUS PTY LTD	OFFICE EQUIPMENT	651.00
EFT59286	31/12/2024	JENNIFER CATALANO	QUARTERLY COUNCILLORS PAYMENT	2,857.50
EFT59287	31/12/2024	KASA CONSULTING	CONSULTING FEE - WASTE ENVIRONMENTAL	2,103.75
EFT59288	31/12/2024	KATHRYN HAMILTON	COUNCILLORS ATTENDANCE FEE	520.00
EFT59289	31/12/2024	LAPPING SERVICES - WIZARD ENGINEERING PTY LTD T/A	PLANT MAINTENANCE	1,188.00
EFT59290	31/12/2024	LUKE ELLERY	QUARTERLY COUNCILLORS PAYMENT	2,857.50
EFT59291	31/12/2024	MA SERVICES GROUP PTY LTD	SECURITY MONITORING	8,271.85
EFT59292	31/12/2024	MAJOR MOTORS PTY LTD	PLANT PARTS	660.58



Eastern Metropolitan Regional Council
CEO's DELEGATED PAYMENTS LIST
FOR THE MONTHS OF NOVEMBER 2024, DECEMBER 2024 & JANUARY 2025.

Cheque / EFT No	Date	Payee	Description	Amount
EFT59293	31/12/2024	MARKETFORCE (OMNICOM MEDIA GROUP AUSTRALIA PTY LTD)	PUBLIC NOTICE & VARIOUS ADVERTISEMENT	1,174.58
EFT59294	31/12/2024	MICHELLE SUTHERLAND	QUARTERLY COUNCILLORS PAYMENT	2,857.50
EFT59295	31/12/2024	MIDALIA STEEL (ONESTEEL)	HARDWARE SUPPLIES	65.11
EFT59296	31/12/2024	MYOSH - NETSIGHT CONSULTING P/L ATF AM2 TRUST & FM2 TRUST	MONTHLY SUBSCRIPTION - OSH SOFTWARE	1,525.70
EFT59297	31/12/2024	ONSITE RENTALS PTY LTD	MONTHLY RENTAL - HAZELMERE TRANSPORTABLE ADMIN BUILDING & SUPALOO FOR RED HILL	4,614.68
EFT59298	31/12/2024	PERTH BIN HIRE - IWM (PBH) PTY LTD T/A	SKIP BIN HIRE	1,012.00
EFT59299	31/12/2024	PERTH ENERGY PTY LTD	GAS SUPPLY - WWtE	301.07
EFT59300	31/12/2024	PRUDENTIAL INVESTMENT SERVICES CORP P/L	INVESTMENT ADVISORY SERVICES	2,168.74
EFT59301	31/12/2024	PSQ GROUP	PHONE EXPENSES - EMRC	2,765.29
EFT59302	31/12/2024	QUAD SERVICES PTY LTD	CLEANING SERVICES & CONSUMABLES - HRRP & RED HILL	11,964.58
EFT59303	31/12/2024	RAUBEX CONSTRUCTION	CONSTRUCTION OF STAGE 17 CELL - RED HILL	596,896.72
EFT59304	31/12/2024	REMONDIS AUSTRALIA PTY LTD	COLLECTION OF PAPER RECYCLABLES	110.84
EFT59305	31/12/2024	RENTCO (RTER PTY LTD)	EQUIPMENT HIRE	1,016.40
EFT59306	31/12/2024	RUDD INDUSTRIAL	PLANT PARTS	160.00
EFT59307	31/12/2024	SMOULTS LARDER	CATERING COSTS	153.00
EFT59308	31/12/2024	SYNERGY	ELECTRICITY CHARGES - WTS	7,455.33
EFT59309	31/12/2024	TALIS CONSULTANTS	CONSULTING FEE - APCR	2,923.25
EFT59310	31/12/2024	TALLAN JOHN MICHAEL AMES	QUARTERLY COUNCILLORS PAYMENT	2,857.50
EFT59311	31/12/2024	TIM DAVIES LANDSCAPING PTY LTD (TDL)	GARDEN MAINTENANCE ASCOT PLACE	1,161.92
EFT59312	31/12/2024	TJ DEPIAZZI & SONS	PRODUCT TRANSPORTATION COSTS	2,305.05
EFT59313	31/12/2024	TRUCK CENTRE (WA) PTY LTD	PLANT REPAIR	3,459.96
EFT59314	31/12/2024	TUTT BRYANT EQUIPMENT (BT EQUIPMENT PTY LTD)	PLANT REPAIR	561.83
EFT59315	31/12/2024	VISION INTELLIGENCE PTY LTD	CAMERA HIRE	1,601.60
EFT59316	31/12/2024	WA HINO SALES AND SERVICE	PLANT PARTS	176.32
EFT59317	31/12/2024	WASTETRANS WA - APPALA HOLDINGS PTY LTD T/AS	PRODUCT TRANSPORTATION COSTS	4,580.84
EFT59318	31/12/2024	WEST - SURE GROUP PTY LTD	COURIER SERVICE	735.07
EFT59319	31/12/2024	WEST TIP WASTE CONTROL	SKIP BIN HIRE	1,058.75
EFT59320	31/12/2024	WESTRAC EQUIPMENT PTY LTD	PLANT SERVICE & MAINTENANCE	2,040.08
EFT59321	31/12/2024	WORK CLOBBER	PROTECTIVE CLOTHING	418.05
EFT59322	07/01/2025	AV TRUCK SERVICES PTY LTD	FILTERS FOR PLANTS	229.00
EFT59323	07/01/2025	CHILD SUPPORT	EMPLOYEE DEDUCTION	731.26
EFT59324	07/01/2025	CIVIL AUTO ELECTRICS PTY LTD	PLANT REPAIRS	748.00
EFT59325	07/01/2025	E & MJ ROSHER	PLANT PARTS	1,876.50
EFT59326	07/01/2025	LAING O'ROURKE AUSTRALIA CONSTRUCTION PTY LTD	REFUND OF PREPAYMENT	22,491.90
EFT59327	07/01/2025	PAYG PAYMENTS	PAYG TAXATION PAYMENT	109,874.00
EFT59328	07/01/2025	PERTH MATTRESS & FURNITURE RECYCLING COMPANY	MATTRESS COLLECTION SERVICE - HAZELMERE	36,395.81
EFT59329	07/01/2025	POSITIVE SALARY PACKAGING - JJCT PACKAGING PTY LTD T/A	EMPLOYEE DEDUCTION	719.35
EFT59330	07/01/2025	PUREARTH - RIVER NOMINEES PTY LTD T/A	PROCESSING COSTS - FOGO	14,643.75
EFT59331	07/01/2025	SYNERGY	ELECTRICITY CHARGES - RED HILL	5.37
EFT59332	07/01/2025	TALIS CONSULTANTS	CONSULTING FEE - STAGE 17	202.13
EFT59333	07/01/2025	WASTETRANS WA - APPALA HOLDINGS PTY LTD T/AS	PRODUCT TRANSPORTATION COSTS	55,456.64
EFT59334	07/01/2025	WATERLOGIC AUSTRALIA PTY LTD	EQUIPMENT RENTAL & SERVICE FEE	651.46



Eastern Metropolitan Regional Council
CEO's DELEGATED PAYMENTS LIST
FOR THE MONTHS OF NOVEMBER 2024, DECEMBER 2024 & JANUARY 2025.

Cheque / EFT No	Date	Payee	Description	Amount
EFT59335	10/01/2025	AALAN LINE MARKING SERVICES	LINEMARKING AT RED HILL	10,725.00
EFT59336	10/01/2025	ABC PAVEMENT MAINTENANCE	POTHOLE REPAIR - HRRP	2,349.60
EFT59337	10/01/2025	ABSOLUTE OFFICE COMFORTS	OFFICE EQUIPMENT PURCHASES	242.00
EFT59338	10/01/2025	ADG SOLUTIONS PTY LTD	PLANT HIRE	11,990.00
EFT59339	10/01/2025	AUSSIE NATURAL SPRING WATER	BOTTLED WATER	389.88
EFT59340	10/01/2025	AUSTRALIA AND NEW ZEALAND RECYCLING PLATFORM LTD	CONTRIBUTION TO TECH COLLECT E WASTE PROGRAM COLLECTION & DISPOSAL COSTS	825.25
EFT59341	10/01/2025	AUSTRALIAN HVAC SERVICES	AIRCONDITIONING MAINTENANCE - ASCOT PLACE	500.50
EFT59342	10/01/2025	AUSTRALIAN INSTITUTE OF MANAGEMENT - AIM	MEMBERSHIP RENEWAL	49.00
EFT59343	10/01/2025	AV TRUCK SERVICES PTY LTD	PLANT PARTS	1,724.13
EFT59344	10/01/2025	BATTERY WORLD MIDLAND - BRAIN POWER INVESTMENTS P/L ATF COW UNIT TRUST T/A	BATTERY PURCHASE	938.00
EFT59345	10/01/2025	BIN BATH AUSTRALIA PTY LTD	BIN CLEANING	82.72
EFT59346	10/01/2025	BLUE FORCE PTY LTD	MONITORING FIRE PUMP - HRRP	158.40
EFT59347	10/01/2025	BOYAN ELECTRICAL	PLANT MAINTENANCE	2,123.00
EFT59348	10/01/2025	BUCHER MUNICIPAL PTY LTD	PLANT PARTS	1,053.98
EFT59349	10/01/2025	CHEMCENTRE	WATER MONITORING	372.74
EFT59350	10/01/2025	CITY OF BELMONT	COUNCIL RATES	2,420.40
EFT59351	10/01/2025	CIVIL AUTO ELECTRICS PTY LTD	PLANT REPAIRS	1,372.25
EFT59352	10/01/2025	CJD EQUIPMENT PTY LTD	PLANT PARTS	183.24
EFT59353	10/01/2025	CPR ELECTRICAL SERVICES	ELECTRICAL MAINTENANCE - HRRP	4,820.20
EFT59354	10/01/2025	CRAIG EWART T/AS STRIKE MAINTENANCE	GENERAL MAINTENANCE - HAZELMERE	490.00
EFT59355	10/01/2025	CUMMINS SOUTH PACIFIC PTY LTD	FILTERS - WWtE	781.47
EFT59356	10/01/2025	DALLCON (DALWALLINU CONCRETE PTY LTD)	CORNER CONCRETE BLOCKS	13,398.88
EFT59357	10/01/2025	DEPARTMENT OF WATER AND ENVIRONMENTAL REGULATION (DWER)	WASTE CONTROL FORMS	748.00
EFT59358	10/01/2025	DRAKE AUSTRALIA PTY LTD	LABOUR HIRE	4,305.13
EFT59359	10/01/2025	ELAN ENERGY MATRIX	TYRE DISPOSAL COSTS - MATHIESON ROAD & RED HILL	1,439.87
EFT59360	10/01/2025	EUROFINS ARL PTY LTD T/AS EUROFINS	SAMPLE TESTING - TIMBER	107.25
EFT59361	10/01/2025	EVERSAFE FIRE PROTECTION	FIRE EQUIPMENT INSPECTIONS	2,378.20
EFT59362	10/01/2025	FILTERS PLUS	PLANT FILTERS	807.68
EFT59363	10/01/2025	FLEXI STAFF GROUP PTY LTD	LABOUR HIRE	9,393.80
EFT59364	10/01/2025	FUJIFILM BUSINESS INNOVATION AUSTRALIA PTY LTD	PHOTOCOPIER MAINTENANCE & SUPPLIES	6,234.80
EFT59365	10/01/2025	HAYS SPECIALIST RECRUITMENT	LABOUR HIRE	8,746.00
EFT59366	10/01/2025	HEAVY AUTOMATICS PTY LTD	PLANT REPAIR	3,599.86
EFT59367	10/01/2025	HIGGS DRILLING AND EXPLORATION	MONITORING BORE REPAIR	770.00
EFT59368	10/01/2025	HITACHI CONSTRUCTION MACHINERY (AUSTRALIA) PTY LTD	PLANT REPAIR & MAINTENANCE	8,257.07
EFT59369	10/01/2025	HOSEFORCE PTY LTD	HYDRAULIC HOSE SUPPLIES	248.40
EFT59370	10/01/2025	IDEA TO OPERATIONS SERVICES PTY LTD	ELECTRICAL SUPPORT (LABOUR HIRE) - WWtE	81,223.64
EFT59371	10/01/2025	INDUSTRIAL RECRUITMENT PARTNERS	LABOUR HIRE	26,842.52
EFT59372	10/01/2025	INFRA RED SERVICES (CONSULQUAL PTY LTD)	COMPLIANCE TESTING - EMERGENCY LIGHTS AT ASCOT PLACE	597.52
EFT59373	10/01/2025	JD ORGANICS PTY LTD	BAGS FOR FOGO MATERIALS	7,521.36
EFT59374	10/01/2025	JLM LINEBORING & ENGINEERING PTY LTD	PLANT MAINTENANCE & REPAIR	14,476.00
EFT59375	10/01/2025	KENNARDS HIRE	PLANT HIRE	1,348.00
EFT59376	10/01/2025	LAWRENCE & HANSON	PARTS FOR GENERATORS	20,180.48



Eastern Metropolitan Regional Council
CEO's DELEGATED PAYMENTS LIST
FOR THE MONTHS OF NOVEMBER 2024, DECEMBER 2024 & JANUARY 2025.

Cheque / EFT No	Date	Payee	Description	Amount
EFT59377	10/01/2025	LIEBHERR AUSTRALIA PTY LTD	PLANT PARTS	1,226.50
EFT59378	10/01/2025	MCINTOSH & SON	FILTERS & PARTS FOR PLANTS	903.12
EFT59379	10/01/2025	MIKE RITCHIE AND ASSOCIATES PTY LTD T/AS MRA CONSULTING GROUP	EMRC VALUATION	4,441.25
EFT59380	10/01/2025	NAPA (FORMERLY KNOWN AS COVS)	HARDWARE SUPPLIES	53.64
EFT59381	10/01/2025	NESSCO GROUP	EQUIPMENT REPAIR	803.00
EFT59382	10/01/2025	NEVERFAIL SPRINGWATER	BOTTLED WATER	32.40
EFT59383	10/01/2025	OTIS ELEVATOR COMPANY PTY LTD	QUARTERLY LIFT MAINTENANCE - ASCOT PLACE	2,106.03
EFT59384	10/01/2025	PERTH QUALITY SERVICES	CLEANING SERVICES & CONSUMABLES - COPPIN ROAD	875.00
EFT59385	10/01/2025	PIRTEK MALAGA - JH FLUID TRANSFER SOLUTIONS T/AS	PLANT REPAIR	706.06
EFT59386	10/01/2025	PIRTEK MIDLAND (M & B HYDRAULICS PTY LTD)	HYDRAULIC HOSE SUPPLIES	1,106.20
EFT59387	10/01/2025	QUAD SERVICES PTY LTD	CLEANING SERVICES & CONSUMABLES - ASCOT PLACE	391.63
EFT59388	10/01/2025	RENTCO (RTER PTY LTD)	EQUIPMENT HIRE	77.00
EFT59389	10/01/2025	RUDD INDUSTRIAL	HARDWARE SUPPLIES	1,718.38
EFT59390	10/01/2025	SCOTT PRINTERS PTY LTD	STICKERS FOR FOGO BAGS	3,455.10
EFT59391	10/01/2025	SKILL HIRE WA PTY LTD	LABOUR HIRE	4,711.84
EFT59392	10/01/2025	SONIC HEALTHPLUS PTY LTD	EMPLOYMENT MEDICAL	123.20
EFT59393	10/01/2025	STATEWIDE BEARINGS - PARTOUT PTY LTD T/A	PLANT PARTS	308.00
EFT59394	10/01/2025	SWAN FIRE SERVICES	SERVICE FIRE PROTECTION SYSTEM - HRRP	222.75
EFT59395	10/01/2025	TALIS CONSULTANTS	CONSULTING FEE - VARIOUS WASTE PROJECTS	48,466.00
EFT59396	10/01/2025	TELSTRA LIMITED	TELEPHONE EXPENSES	1,094.91
EFT59397	10/01/2025	TIM DAVIES LANDSCAPING PTY LTD (TDL)	GARDEN MAINTENANCE ASCOT PLACE	1,161.92
EFT59398	10/01/2025	TJ DEPIAZZI & SONS	PRODUCT TRANSPORTATION COSTS	4,610.10
EFT59399	10/01/2025	TLC HAULAGE	REFUND OF PREPAYMENT	37,626.31
EFT59400	10/01/2025	TOTAL TOOLS MIDLAND	HARDWARE SUPPLIES	148.00
EFT59401	10/01/2025	TOTALLY WORKWEAR MIDLAND	PROTECTIVE CLOTHING	1,240.95
EFT59402	10/01/2025	TRADEFAIRE INTERNATIONAL PTY LTD	TYRE REPLACEMENTS	398.75
EFT59403	10/01/2025	TRUCK CENTRE (WA) PTY LTD	PLANT PARTS	607.81
EFT59404	10/01/2025	TWISTECH - GREG WOOD	REPAIR FENCE & BOLLARD AT RED HILLSITE	6,547.44
EFT59405	10/01/2025	WA WHEELWASH & HIRE SERVICES PTY LTD	HIRE OF WHEEL BATH	3,960.00
EFT59406	10/01/2025	WATERLOGIC AUSTRALIA PTY LTD	EQUIPMENT RENTAL & SERVICE FEE	911.74
EFT59407	10/01/2025	WESTRAC EQUIPMENT PTY LTD	PLANT PARTS	888.60
EFT59408	10/01/2025	WEX MOTORPASS	FLEET FUEL PURCHASES	1,939.56
EFT59409	10/01/2025	WINC AUSTRALIA PTY LTD	STATIONERY & CONSUMABLES	551.16
EFT59410	10/01/2025	WREN OIL	WASTE OIL REMOVAL	676.50
EFT59411	17/01/2025	AARON BOWMAN	QUARTERLY COUNCILLORS PAYMENT	401.28
EFT59412	17/01/2025	ADG SOLUTIONS PTY LTD	PRODUCT TRANSPORTATION COSTS	2,750.00
EFT59413	17/01/2025	ADVANCED LIQUID WASTE - ANTHONY WALSH ATF 88 FAMILY TRUST T/A	LIQUID WASTE MANAGEMENT - RED HILL	1,320.00
EFT59414	17/01/2025	AIR FILTER DRY CLEAN SYSTEMS WA	CLEAN & SERVICES FILTERS	1,025.15
EFT59415	17/01/2025	ALL INDUSTRIES ELECTRICAL PTY LTD	ELECTRICAL MAINTENANCE - HRRP	671.00
EFT59416	17/01/2025	ALLIGHTSYKES PTY LTD	EQUIPMENT MAINTENANCE	1,147.85
EFT59417	17/01/2025	ALLPEST - ROL-WA PTY LTD T/AS	PEST CONTROL	2,858.82
EFT59418	17/01/2025	ATU SEWAGE SERVICES	QUARTERLY SREVICE FEE	181.50



Eastern Metropolitan Regional Council
CEO's DELEGATED PAYMENTS LIST
FOR THE MONTHS OF NOVEMBER 2024, DECEMBER 2024 & JANUARY 2025.

Cheque / EFT No	Date	Payee	Description	Amount
EFT59419	17/01/2025	AUSSIE NATURAL SPRING WATER	BOTTLED WATER	303.24
EFT59420	17/01/2025	BARDAP HYDRAULICS - ZONE RESOURCE SERVICES PTY LTD T/A	REPAIR TO PUMP - HAAS GRINDER	32,947.92
EFT59421	17/01/2025	BDO AUDIT PTY LTD	AUDIT SERVICE ON FIRST OFFSETS REPORT - FOGO	3,519.71
EFT59422	17/01/2025	BOYAN ELECTRICAL	ELECTRICAL MAINTENANCE - HRRP WEIGHBRIDGE	627.00
EFT59423	17/01/2025	BP AUSTRALIA PTY LTD	FUEL PURCHASES	177,383.95
EFT59424	17/01/2025	BUCHER MUNICIPAL PTY LTD	HARDWARE SUPPLIES	968.23
EFT59425	17/01/2025	BUNNINGS GROUP LTD	HARDWARE SUPPLIES	887.49
EFT59426	17/01/2025	CHEMCENTRE	CONSULTANCY FEES - GDA & SWA	38,242.38
EFT59427	17/01/2025	CIVIL AUTO ELECTRICS PTY LTD	PLANT REPAIRS	500.50
EFT59428	17/01/2025	CJD EQUIPMENT PTY LTD	SERVICE AGREEMENT	3,277.69
EFT59429	17/01/2025	CME BOILERMAKING PTY LTD	PLANT MAINTENANCE	1,031.80
EFT59430	17/01/2025	CRACKAJACK PARTY HIRE	EQUIPMENT HIRE	211.20
EFT59431	17/01/2025	CRAIG EWART T/AS STRIKE MAINTENANCE	GENERAL MAINTENANCE - BAYWASTE	3,300.00
EFT59432	17/01/2025	CUMMINS SOUTH PACIFIC PTY LTD	HARDWARE SUPPLIES	959.86
EFT59433	17/01/2025	DATA 3 PERTH	SUBSCRIPTION RENEWAL - SOFTWARE	9,627.55
EFT59434	17/01/2025	DAVID WILLS & ASSOCIATES - DWA CONSULTING PTY LTD T/AS	MAINTENANCE ON SEWER PUMP STATION	1,045.00
EFT59435	17/01/2025	DELOITTE FINANCIAL ADVISORY PTY LTD	LEGAL ADVICE	27,858.01
EFT59436	17/01/2025	DRAKE AUSTRALIA PTY LTD	LABOUR HIRE	1,847.30
EFT59437	17/01/2025	ENVIRAPEST PTY LTD	WEED MANAGEMENT - HRRP	2,450.00
EFT59438	17/01/2025	EUROFINS ARL PTY LTD T/AS EUROFINS	SAMPLE TESTING - WOOD FINES	107.25
EFT59439	17/01/2025	FLEXI STAFF GROUP PTY LTD	LABOUR HIRE	6,949.04
EFT59440	17/01/2025	FUELFIX PTY LTD	EQUIPMENT HIRE	730.72
EFT59441	17/01/2025	FUJIFILM BUSINESS INNOVATION AUSTRALIA PTY LTD	PHOTOCOPIER MAINTENANCE & SUPPLIES	47.20
EFT59442	17/01/2025	HAYS SPECIALIST RECRUITMENT	LABOUR HIRE	14,052.47
EFT59443	17/01/2025	HECS FIRE	INSTALLATION OF SIGNAGE - ASCOT PLACE	748.00
EFT59444	17/01/2025	HERCULES MOBILES PTY LTD	EQUIPMENT HIRE	220.00
EFT59445	17/01/2025	HITACHI CONSTRUCTION MACHINERY (AUSTRALIA) PTY LTD	PLANT PARTS	320.69
EFT59446	17/01/2025	INDUSTRIAL RECRUITMENT PARTNERS	LABOUR HIRE	28,282.98
EFT59447	17/01/2025	INDUSTRIAL ROADPAVERS (WA) PTY LTD	INSTALLATION OF NEW WHEELWASH AT RED HILL	49,753.00
EFT59448	17/01/2025	INSTITUTE OF PUBLIC WORKS ENGINEERING AUST T/A IPWEA-WA DIVISION	MEMBERSHIP RENEWAL	693.00
EFT59449	17/01/2025	KOOL KREATIVE	PRINTING OF BUSINESS CARDS	261.25
EFT59450	17/01/2025	LAWRENCE & HANSON	MATERIALS FOR GENERATORS	2,150.72
EFT59451	17/01/2025	MAJOR MOTORS PTY LTD	PLANT PARTS	72.41
EFT59452	17/01/2025	MUNDARING TYREPOWER T/A RACADAGE P/L	TYRE REPLACEMENT	308.00
EFT59453	17/01/2025	NESSCO GROUP	EQUIPMENT MAINTENANCE	9,992.21
EFT59454	17/01/2025	NEVERFAIL SPRINGWATER	BOTTLED WATER	17.45
EFT59455	17/01/2025	PETRO MIN ENGINEERS	CONSULTING FEE - WWtE	1,113.75
EFT59456	17/01/2025	PIRTEK MIDLAND (M & B HYDRAULICS PTY LTD)	HYDRAULIC HOSE REPAIR	1,060.13
EFT59457	17/01/2025	PRESTIGE ALARMS	CCTV UPGRADES - HRRP	1,958.00
EFT59458	17/01/2025	PSQ GROUP	CHRISTMAS MESSAGE RECORDING	309.10
EFT59459	17/01/2025	QUAD SERVICES PTY LTD	CLEANING CONSUMABLES - HRRP & ASCOT PLACE	70.09
EFT59460	17/01/2025	QUIK GAS RECOVERY	DEGAS OF FRIDGES - COPPIN ROAD	363.00



Eastern Metropolitan Regional Council
CEO's DELEGATED PAYMENTS LIST
FOR THE MONTHS OF NOVEMBER 2024, DECEMBER 2024 & JANUARY 2025.

Cheque / EFT No	Date	Payee	Description	Amount
EFT59461	17/01/2025	RELATIONSHIPS AUSTRALIA WA INC	EAP - COUNSELLING FEES	176.00
EFT59462	17/01/2025	RENTOKIL INITIAL PTY LTD	QUARTERLY PEST CONTROL - ASCOT PLACE	1,688.94
EFT59463	17/01/2025	ROYAL WOLF AUSTRALIA - UNITED RENTALS AUSTRALIA P/L TA	EQUIPMENT RENTAL - BAYWASTE	274.33
EFT59464	17/01/2025	RUDD INDUSTRIAL	HARDWARE SUPPLIES	368.17
EFT59465	17/01/2025	SAFETY WORLD - LINDAN PTY LTD T/A	SAFETETY SUPPLIES	1,507.00
EFT59466	17/01/2025	SCOTT PRINTERS PTY LTD	WASTE RECYCLING GUIDES - BASSENDEAN	559.90
EFT59467	17/01/2025	SHIRE OF NORTHAM	AVON DESCENT FESTIVAL 2024 GRANT	30,800.00
EFT59468	17/01/2025	SHIRE OF TOODYAY	AVON DESCENT FESTIVAL 2024 GRANT	28,930.00
EFT59469	17/01/2025	SIGN SUPERMARKET	SIGNS	253.00
EFT59470	17/01/2025	SKILL HIRE WA PTY LTD	LABOUR HIRE	2,403.52
EFT59471	17/01/2025	SOCO STUDIOS	PHOTOGRAPHY- EMRC EXECUTIVES	907.50
EFT59472	17/01/2025	SONIC HEALTHPLUS PTY LTD	EMPLOYMENT MEDICAL	385.00
EFT59473	17/01/2025	SPUDS GARDENING SERVICES	GROUND MAINTENANCE & WEED CONTROL AT RED HILL	55,062.00
EFT59474	17/01/2025	STATEWIDE BEARINGS - PARTOUT PTY LTD T/A	PLANT PARTS	160.60
EFT59475	17/01/2025	SWAN FIRE SERVICES	INSPECTION OF FIRE FIGHTING EQUIPMENTS & SUPPLY OF FIRE EXTINGUISHER BAGS	1,412.57
EFT59476	17/01/2025	SWAN TOWING SERVICES PTY LTD ATF THE SWAN TOWING TRUST	PLANT TRANSPORTATION COST	825.00
EFT59477	17/01/2025	SYNERGY	ELECTRICITY CHARGES - RED HILL	6,790.29
EFT59478	17/01/2025	TALLOMAN - DERBY INDUSTRIES P/L T/A	LICENCE FEE AGREEMENT	20,000.00
EFT59479	17/01/2025	TRUCK CENTRE (WA) PTY LTD	PLANT PARTS	9,359.42
EFT59480	17/01/2025	TUTT BRYANT EQUIPMENT (BT EQUIPMENT PTY LTD)	PLANT REPAIR	3,873.87
EFT59481	17/01/2025	WESTERN AUSTRALIAN LOCAL GOVERNMENT ASSOCIATION (WALGA)	ANNUAL MWAC CONTRIBUTION 2024/25	57,212.32
EFT59482	17/01/2025	WESTRAC EQUIPMENT PTY LTD	PLANT PARTS & SERVICE AGREEMENT	20,007.09
EFT59483	17/01/2025	WILLIAMS & HUGHES PTY LTD	LEGAL ADVICE	2,138.82
EFT59484	17/01/2025	WINC AUSTRALIA PTY LTD	STATIONERY & CONSUMABLES	655.73
EFT59485	17/01/2025	WURTH AUSTRALIA PTY LTD	HARDWARE SUPPLIES	278.82
EFT59486	17/01/2025	DEPARTMENT OF WATER AND ENVIRONMENTAL REGULATION (DWER)	EPA COSTS - RED HILL	48,000.00
EFT59487	20/01/2025	DEPUTY COMMISSIONER OF TAXATION	GST PAYMENT	350,654.00
EFT59488	21/01/2025	BALLANTYNE ALL COMMERCIAL PROPERTY SERVICES PTY LTD (SYSTEM MAINTENANCE)	PLANT SERVICE & MAINTENANCE	738.20
EFT59489	21/01/2025	CHIDLOW WATER CARRIERS	WATER SUPPLIES - RED HILL SITE	900.00
EFT59490	21/01/2025	CHILD SUPPORT	EMPLOYEE DEDUCTION	731.26
EFT59491	21/01/2025	CIVIL AUTO ELECTRICS PTY LTD	PLANT REPAIRS	1,111.00
EFT59492	21/01/2025	CRAIG EWART T/AS STRIKE MAINTENANCE	GENERAL MAINTENANCE - BAYWASTE	450.00
EFT59493	21/01/2025	HECS FIRE	FIRE EQUIPMENT INSPECTION	385.00
EFT59494	21/01/2025	IDEA TO OPERATIONS SERVICES PTY LTD	ELECTRICAL SUPPORT (LABOUR HIRE) - WWtE	82,651.61
EFT59495	21/01/2025	JK CONTRACTING (WA) PTY LTD	PLANT MAINTENANCE	1,122.00
EFT59496	21/01/2025	KOMATSU AUSTRALIA PTY LTD	PLANT SERVICE AGREEMENT	1,630.73
EFT59497	21/01/2025	LGIS	HEALTH WORKSHOP FEE	858.00
EFT59498	21/01/2025	NITA PURWADI	STAFF REIMBURSEMENT	389.50
EFT59499	21/01/2025	PAYG PAYMENTS	PAYG TAXATION PAYMENT	108,433.00
EFT59500	21/01/2025	POSITIVE SALARY PACKAGING - JJCT PACKAGING PTY LTD T/A	EMPLOYEE DEDUCTION	719.35
EFT59501	21/01/2025	SYNERGY	ELECTRICITY CHARGES - ASCOT PLACE	4,735.31
EFT59502	21/01/2025	TALIS CONSULTANTS	CONSULTING FEE - SCOPE OF WORK ON GO HARDSTAND & ROAD ACCESS	3,642.38



Eastern Metropolitan Regional Council
CEO's DELEGATED PAYMENTS LIST
FOR THE MONTHS OF NOVEMBER 2024, DECEMBER 2024 & JANUARY 2025.

Cheque / EFT No	Date	Payee	Description	Amount
EFT59503	24/01/2025	HILLS RECYCLING	GAS BOTTLES COLLECTION - TRANSFER STATION	7,007.00
EFT59504	24/01/2025	ALL INDUSTRIES ELECTRICAL PTY LTD	PLANT REPAIR	258.50
EFT59505	24/01/2025	B&J CATALANO PTY LTD	CRUSHING OF ROCK STOCKPILE	256,747.81
EFT59506	24/01/2025	BATTERY WORLD MIDLAND - BRAIN POWER INVESTMENTS P/L ATF COW UNIT TRUST T/A	BATTERY PURCHASE	837.00
EFT59507	24/01/2025	BIBBUL NGARMA ABORIGINAL ASSOCIATION INCORPORATED	COMMUNITY GRANT 2024/2025	1,500.00
EFT59508	24/01/2025	CANCER COUNCIL WESTERN AUSTRALIA (INC)	COMMUNITY GRANT 2024/2025	1,500.00
EFT59509	24/01/2025	DEPARTMENT OF WATER AND ENVIRONMENTAL REGULATION (DWER)	QUARTERLY LANDFILL LEVY	6,229,605.15
EFT59510	24/01/2025	DRAKE AUSTRALIA PTY LTD	LABOUR HIRE	2,255.79
EFT59511	24/01/2025	EFFICIENT REFRIGERATION & ENERGY SAVINGS PTY LTD	AIRCONDITIONING MAINTENANCE - RED HILL	1,078.00
EFT59512	24/01/2025	FLEXI STAFF GROUP PTY LTD	LABOUR HIRE	7,146.77
EFT59513	24/01/2025	FOSTER PLUMBING AND GAS	GENERAL PLUMBING MAINTENANCE - HRRP	1,267.50
EFT59514	24/01/2025	GIDGEGANNUP BASKETBALL CLUB	COMMUNITY GRANT 2024/2025	2,975.30
EFT59515	24/01/2025	GIDGEGANNUP MEN'S SHED INC	COMMUNITY GRANT 2024/2025	1,209.31
EFT59516	24/01/2025	HAYS SPECIALIST RECRUITMENT	LABOUR HIRE	8,759.56
EFT59517	24/01/2025	INDUSTRIAL RECRUITMENT PARTNERS	LABOUR HIRE	26,825.35
EFT59518	24/01/2025	INTEGRATED ICT	IT SUPPORT	2,996.40
EFT59519	24/01/2025	LIEBHERR AUSTRALIA PTY LTD	PLANT PARTS	1,086.97
EFT59520	24/01/2025	MAJOR MOTORS PTY LTD	PLANT PARTS	1,030.25
EFT59521	24/01/2025	MS TARNIKA BREWER	STAFF REIMBURSEMENT	111.00
EFT59522	24/01/2025	PIRTEK MIDLAND (M & B HYDRAULICS PTY LTD)	HYDRAULIC HOSE SUPPLIES	669.77
EFT59523	24/01/2025	PUREARTH - RIVER NOMINEES PTY LTD T/A	PROCESSING COSTS - FOGO	45,251.25
EFT59524	24/01/2025	RUDD INDUSTRIAL	HARDWARE SUPPLIES	211.83
EFT59525	24/01/2025	SAGE CONSULTANCY	CONSULTING FEES - FOGO COMPOST PRODUCTION	1,100.00
EFT59526	24/01/2025	SKILL HIRE WA PTY LTD	LABOUR HIRE	1,837.86
EFT59527	24/01/2025	SONIC HEALTHPLUS PTY LTD	EMPLOYMENT MEDICAL	369.60
EFT59528	24/01/2025	SWAN TOWING SERVICES PTY LTD ATF THE SWAN TOWING TRUST	PLANT TRANSPORTATION COST	770.00
EFT59529	24/01/2025	SYNERGY	ELECTRICITY CHARGES - HRRP	6,604.51
EFT59530	24/01/2025	TELSTRA LIMITED	TELEPHONE EXPENSES	5,335.37
EFT59531	24/01/2025	THE KLEENING ZONE	PLANT CLEANING & MAINTENANCE	825.00
EFT59532	24/01/2025	TOTAL TOOLS MIDLAND	HARDWARE SUPPLIES	141.40
EFT59533	24/01/2025	TOTALLY WORKWEAR MIDLAND	PROTECTIVE CLOTHING	176.58
EFT59534	24/01/2025	TRADEFAIRE INTERNATIONAL PTY LTD	TYRE REPLACEMENTS	11,363.00
EFT59535	24/01/2025	TRILLION TREES	COMMUNITY GRANT 2024/2025	2,960.00
EFT59536	24/01/2025	TRUCK CENTRE (WA) PTY LTD	PLANT PARTS	1,091.68
EFT59537	24/01/2025	WESTRAC EQUIPMENT PTY LTD	PLANT PARTS	3,138.78
EFT59538	31/01/2025	ADG SOLUTIONS PTY LTD	LABOUR HIRE	3,905.00
EFT59539	31/01/2025	ALLWEST PLANT HIRE	LABOUR & PLANT HIRE	26,180.00
EFT59540	31/01/2025	ALSCO PERTH	EQUIPMENT HIRE	44.67
EFT59541	31/01/2025	AUSCO MODULAR PTY LTD	PLANT HIRE - WWtE	3,303.98
EFT59542	31/01/2025	AUSSIE NATURAL SPRING WATER	BOTTLED WATER	2,315.56
EFT59543	31/01/2025	AUSTRALIA POST - ASCOT PLACE	POSTAL CHARGES	2.98
EFT59544	31/01/2025	AUSTRALIAN HVAC SERVICES	AIRCONDITIONING MAINTENANCE - HRRP	616.00



Eastern Metropolitan Regional Council
CEO's DELEGATED PAYMENTS LIST
FOR THE MONTHS OF NOVEMBER 2024, DECEMBER 2024 & JANUARY 2025.

Cheque / EFT No	Date	Payee	Description	Amount
EFT59545	31/01/2025	AV TRUCK SERVICES PTY LTD	PLANT PARTS	1,839.52
EFT59546	31/01/2025	BAYSWATER AUTO DETAILERS	POOL VEHICLE CLEANING	66.00
EFT59547	31/01/2025	BLUE FORCE PTY LTD	MONITORING FIRE PUMP - HRRP	158.40
EFT59548	31/01/2025	BOSORIMA TAS MAIL PLUS PERTH	MAIL SERVICE	415.80
EFT59549	31/01/2025	CAMMS MANAGEMENT SOLUTIONS - CA TECHNOLOGY PTY LTD T/A	RISK MANAGEMENT SOFTWARE LICENCE FEE	27,806.91
EFT59550	31/01/2025	CAVALIER PORTABLES & PARK HOMES	PLANT HIRE - WWtE	1,954.34
EFT59551	31/01/2025	CHEMCENTRE	WATER MONITORING	667.49
EFT59552	31/01/2025	CIVIL AUTO ELECTRICS PTY LTD	PLANT REPAIRS	3,062.40
EFT59553	31/01/2025	CME BOILERMAKING PTY LTD	PLANT MAINTENANCE & REPAIR	19,493.10
EFT59554	31/01/2025	COMPU-STOR	IT BACKUP DATA SERVICES	771.51
EFT59555	31/01/2025	CREDITORWATCH	ONLINE CREDIT REFERENCE CHECKS	588.50
EFT59556	31/01/2025	CROWN HILL CONSTRUCTION	EQUIPMENT HIRE	219.22
EFT59557	31/01/2025	CSE CROSSCOM PTY LTD	TWO-WAY RADIO PURCHASES	3,267.00
EFT59558	31/01/2025	CTI COURIERS PTY LTD	COURIER SERVICE	554.37
EFT59559	31/01/2025	DEPARTMENT OF WATER AND ENVIRONMENTAL REGULATION (DWER)	WASTE CONTROL FORMS	396.00
EFT59560	31/01/2025	DRAKE AUSTRALIA PTY LTD	LABOUR HIRE	1,067.97
EFT59561	31/01/2025	ENVIRO SWEEP	SITE SWEEPING - HRRP	3,693.34
EFT59562	31/01/2025	EUROFINS ARL PTY LTD T/AS EUROFINS	SAMPLE TESTING - TIMBER	447.33
EFT59563	31/01/2025	FLEET DYNAMICS PTY LTD	MONTHLY EQUIPMENT HIRE FEE	217.80
EFT59564	31/01/2025	FLEXI STAFF GROUP PTY LTD	LABOUR HIRE	4,524.30
EFT59565	31/01/2025	FLICK ANTICIMEX PTY LTD	HYGIENE SERVICES	2,247.08
EFT59566	31/01/2025	FOSTER PLUMBING AND GAS	PLUMBING MAINTENANCE - HRRP	6,502.76
EFT59567	31/01/2025	FUJIFILM BUSINESS INNOVATION AUSTRALIA PTY LTD	PHOTOCOPIER MAINTENANCE & SUPPLIES	756.36
EFT59568	31/01/2025	HAYS SPECIALIST RECRUITMENT	LABOUR HIRE	8,653.31
EFT59569	31/01/2025	HILLS FABRICATION & WELDING	PLANT MAINTENANCE & REPAIR	11,622.60
EFT59570	31/01/2025	INDUSTRIAL RECRUITMENT PARTNERS	LABOUR HIRE	16,923.41
EFT59571	31/01/2025	INTEGRATED ICT	IT SUPPORT	5,297.60
EFT59572	31/01/2025	JBS&G AUSTRALIA P/L T/A STRATEGEN JBS&G	CONSULTING FEES - INTERIM FOGO AREA EXPANSION	363.00
EFT59573	31/01/2025	LEVEL 5 DESIGN PTY LTD	MRL SUPPORT	16,962.00
EFT59574	31/01/2025	LOSCAM AUSTRALIA PTY LTD	EQUIPMENT HIRE	36.93
EFT59575	31/01/2025	MA SERVICES GROUP PTY LTD	SECURITY MONITORING	5,856.24
EFT59576	31/01/2025	MAJOR MOTORS PTY LTD	PLANT MAINTENANCE	507.29
EFT59577	31/01/2025	MARKETFORCE (OMNICOM MEDIA GROUP AUSTRALIA PTY LTD)	ADVERTISING COSTS - PUBLIC NOTICE	1,673.99
EFT59578	31/01/2025	MUNDARING TYREPOWER T/A RACADAGE P/L	TYRE REPAIR	70.00
EFT59579	31/01/2025	NAPA (FORMERLY KNOWN AS COVS)	PLANT PARTS	27.23
EFT59580	31/01/2025	ONSITE RENTALS PTY LTD	MONTHLY RENTAL - HAZELMERE TRANSPORTABLE ADMIN BUILDING & CRIB ROOM & SUPALOO FOR RED HILL	4,768.51
EFT59581	31/01/2025	OTR TYRES T/A TKPH PTY LTD	TYRE REPAIRS	1,897.50
EFT59582	31/01/2025	PERTH BIN HIRE - IWM (PBH) PTY LTD T/A	SKIP BIN HIRE	506.00
EFT59583	31/01/2025	PERTH ENERGY PTY LTD	GAS SUPPLY - WWtE	256.79
EFT59584	31/01/2025	PERTH MATTRESS & FURNITURE RECYCLING COMPANY	MATTRESS COLLECTION SERVICE - HAZELMERE	36,709.28
EFT59585	31/01/2025	PIRTEK MALAGA - JH FLUID TRANSFER SOLUTIONS T/AS	PLANT REPAIR	272.86
EFT59586	31/01/2025	PIRTEK MIDLAND (M & B HYDRAULICS PTY LTD)	HYDRAULIC HOSE SUPPLIES	1,361.65



Eastern Metropolitan Regional Council
CEO's DELEGATED PAYMENTS LIST
FOR THE MONTHS OF NOVEMBER 2024, DECEMBER 2024 & JANUARY 2025.

Cheque / EFT No	Date	Payee	Description	Amount
EFT59587	31/01/2025	PRUDENTIAL INVESTMENT SERVICES CORP P/L	INVESTMENT ADVISORY SERVICES	2,168.74
EFT59588	31/01/2025	PSQ GROUP	MONTHLY PHONE EXPENSES - ASCOT PLACE	2,753.41
EFT59589	31/01/2025	PUREARTH - RIVER NOMINEES PTY LTD T/A	PROCESSING COSTS - FOGO	102,469.13
EFT59590	31/01/2025	QUAD SERVICES PTY LTD	CLEANING SERVICES & CONSUMABLES - HRRP & ASCOT PLACE	11,964.58
EFT59591	31/01/2025	QUIK GAS RECOVERY	DEGAS OF FRIDGES - TRANSFER STATION	528.00
EFT59592	31/01/2025	READY INDUSTRIES P/L T/as SITE HQ OR 1300 TEMPFENCE	EQUIPMENT HIRE	4,876.30
EFT59593	31/01/2025	REMONDIS AUSTRALIA PTY LTD	COLLECTION OF PAPER RECYCLABLES	100.67
EFT59594	31/01/2025	RENTCO (RTER PTY LTD)	EQUIPMENT HIRE	1,778.70
EFT59595	31/01/2025	SKILL HIRE WA PTY LTD	LABOUR HIRE	2,385.85
EFT59596	31/01/2025	SPUDS GARDENING SERVICES	GROUND MAINTENANCE & WEED CONTROL AT RED HILL	8,904.00
EFT59597	31/01/2025	SUPAGAS PTY LIMITED	GAS BOTTLE RENTAL - RED HILL	99.00
EFT59598	31/01/2025	SWAN TOWING SERVICES PTY LTD ATF THE SWAN TOWING TRUST	PLANT TRANSPORTATION COST	550.00
EFT59599	31/01/2025	SYNERGY	ELECTRICITY CHARGES - HRRP	14,892.17
EFT59600	31/01/2025	TALIS CONSULTANTS	CONSULTING FEE - VARIOUS WASTE PROJECTS	16,898.75
EFT59601	31/01/2025	TELSTRA LIMITED	TELEPHONE EXPENSES	42.76
EFT59602	31/01/2025	TJ DEPIAZZI & SONS	PRODUCT TRANSPORTATION COSTS	4,610.10
EFT59603	31/01/2025	TOTAL TOOLS MIDLAND	HARDWARE SUPPLIES	378.00
EFT59604	31/01/2025	TOTALLY WORKWEAR MIDLAND	PROTECTIVE CLOTHING	449.16
EFT59605	31/01/2025	TRADEFAIRE INTERNATIONAL PTY LTD	TYRE REPAIR & PLANT MAINTENANCE	9,167.40
EFT59606	31/01/2025	TRUCK CENTRE (WA) PTY LTD	PLANT PARTS	312.77
EFT59607	31/01/2025	VERTIV (AUSTRALIA) PTY LTD	ANNUAL MAINTENANCE FEE - UPS AT RED HILL & ASCOT PLACE	5,107.30
EFT59608	31/01/2025	VISION INTELLIGENCE PTY LTD	CAMERA HIRE	4,576.88
EFT59609	31/01/2025	WA HINO SALES AND SERVICE	PLANT PARTS	420.55
EFT59610	31/01/2025	WASTETRANS WA - APPALA HOLDINGS PTY LTD T/AS	PRODUCT TRANSPORTATION COSTS	57,526.78
EFT59611	31/01/2025	WATERLOGIC AUSTRALIA PTY LTD	EQUIPMENT RENTAL & SERVICE FEE	911.74
EFT59612	31/01/2025	WEST TIP WASTE CONTROL	SKIP BIN HIRE	1,067.00
EFT59613	31/01/2025	WESTERN TREE RECYCLERS	SHREDDING OF GREENWASTE	84,481.10
EFT59614	31/01/2025	WESTRAC EQUIPMENT PTY LTD	PLANT PARTS	10,585.31
EFT59615	31/01/2025	WINC AUSTRALIA PTY LTD	STATIONERY & CONSUMABLES	165.37
PAY 2025-10	06/11/2024	PAYROLL	PAYROLL	380,038.55
PAY 2025.11	20/11/2024	PAYROLL	PAYROLL	321,524.38
PAY 2025-12	04/12/2024	PAYROLL	PAYROLL	318,549.11
PAY 2025-13	18/12/2024	PAYROLL	PAYROLL	331,738.03
PAY 2025-14	01/01/2025	PAYROLL	PAYROLL	325,945.01
PAY 2025-15	15/01/2025	PAYROLL	PAYROLL	326,651.14
PAY 2025-16	29/01/2025	PAYROLL	PAYROLL	329,222.76
1*NOV24	01/11/2024	BANK CHARGES	BANK FEES AND CHARGES	3,272.83
1*DEC24	02/12/2024	BANK CHARGES	BANK FEES AND CHARGES	2,733.41
1*JAN25	02/01/2025	BANK CHARGES	BANK FEES AND CHARGES	2,643.09
220857	08/11/2024	EMRC PETTY CASH - ASCOT	PETTY CASH RECOUP	116.45
220857	08/11/2024	EMRC PETTY CASH - ASCOT	PETTY CASH RECOUP	116.45
220858	08/11/2024	EMRC PETTY CASH - COPPIN ROAD	PETTY CASH RECOUP	84.00



Eastern Metropolitan Regional Council
CEO's DELEGATED PAYMENTS LIST
FOR THE MONTHS OF NOVEMBER 2024, DECEMBER 2024 & JANUARY 2025.

Cheque / EFT No	Date	Payee	Description	Amount
220859	08/11/2024	EMRC PETTY CASH - HAZELMERE	PETTY CASH RECOUP	60.30
220860	15/11/2024	EMRC PETTY CASH - MATHIESON ROAD	PETTY CASH RECOUP	19.25
220861	06/12/2024	EMRC PETTY CASH - ASCOT	PETTY CASH RECOUP	19.40
220862	06/12/2024	EMRC PETTY CASH - COPPIN ROAD	PETTY CASH RECOUP	170.70
220863	06/12/2024	EMRC PETTY CASH - HAZELMERE	PETTY CASH RECOUP	35.15
220864	06/12/2024	EMRC PETTY CASH - MATHIESON ROAD	PETTY CASH RECOUP	54.20
220865	06/12/2024	EMRC PETTY CASH - RED HILL	PETTY CASH RECOUP	104.30
220866	07/01/2025	EMRC PETTY CASH - ASCOT	PETTY CASH RECOUP	78.80
220867	07/01/2025	EMRC PETTY CASH - COPPIN ROAD	PETTY CASH RECOUP	104.65
220868	07/01/2025	EMRC PETTY CASH - MATHIESON ROAD	PETTY CASH RECOUP	25.60
220869	07/01/2025	EMRC PETTY CASH - RED HILL	PETTY CASH RECOUP	354.55
220870	07/01/2025	EMRC PETTY CASH - ASCOT	PETTY CASH RECOUP	800.00
220871	17/01/2025	EMRC PETTY CASH - ASCOT	PETTY CASH RECOUP	400.00
220872	17/01/2025	SELF MADE GIRLS INCORPORATED	COMMUNITY GRANT 2024/2025	1,500.00
220873	17/01/2025	SUSANNAH BROOK CATCHMENT GROUP INC.	COMMUNITY GRANT 2024/2025	2,296.00
220874	17/01/2025	SWAN VIEW CRICKET CLUB (INC.)	COMMUNITY GRANT 2024/2025	2,904.00
DD28314.1	03/11/2024	AWARE SUPER PTY LTD (FORMALLY FIRST STATE SUPER)	SUPERANNUATION	31,283.29
DD28314.2	03/11/2024	THE JEHRING FAMILY SUPER FUND	SUPERANNUATION	1,263.52
DD28314.3	03/11/2024	CBUS INDUSTRY SUPER	SUPERANNUATION	2,489.77
DD28314.4	03/11/2024	MLC SUPER FUND	SUPERANNUATION	979.11
DD28314.5	03/11/2024	MY NORTH SUPER (THE TRUSTEE FOR WEALTH PERSONAL SUPERANNUATION & PENSION FUND)	SUPERANNUATION	1,411.21
DD28314.6	03/11/2024	HUB24 SUPER FUND	SUPERANNUATION	328.54
DD28314.7	03/11/2024	UNISUPER	SUPERANNUATION	982.73
DD28314.8	03/11/2024	COLONIAL FIRST STATE FIRSTCHOICE WHOLESALE (PERSONAL SUPER)	SUPERANNUATION	675.13
DD28314.9	03/11/2024	THE TRUSTEE FOR DEN HAAN SUPER FUND	SUPERANNUATION	1,175.68
DD28314.10	03/11/2024	MERCER SMART SUPER PLAN	SUPERANNUATION	410.16
DD28314.11	03/11/2024	COLONIAL FIRST STATE FIRSTCHOICE (EMPLOYER SUPER)	SUPERANNUATION	443.37
DD28314.12	03/11/2024	AMP FLEXIBLE LIFETIME SUPER	SUPERANNUATION	1,643.34
DD28314.13	03/11/2024	PLUM SUPERANNUATION FUND (MLC)	SUPERANNUATION	730.56
DD28314.14	03/11/2024	PRIME SUPER	SUPERANNUATION	339.89
DD28314.15	03/11/2024	EQUIPSUPER SUPERANNUATION FUND	SUPERANNUATION	375.58
DD28314.16	03/11/2024	AUSTRALIAN ETHICAL SUPER	SUPERANNUATION	378.78
DD28314.17	03/11/2024	THE TRUSTEE FOR BRUCE SMSF	SUPERANNUATION	344.01
DD28314.18	03/11/2024	AMP - SIGNATURESUPER	SUPERANNUATION	326.44
DD28314.19	03/11/2024	HOSTPLUS SUPERANNUATION FUND	SUPERANNUATION	5,903.20
DD28314.20	03/11/2024	PANORAMA SUPER	SUPERANNUATION	882.29
DD28314.21	03/11/2024	AUSTRALIAN SUPER	SUPERANNUATION	14,462.13
DD28314.22	03/11/2024	RETAIL EMPLOYEES SUPERANNUATION TRUST (REST SUPER)	SUPERANNUATION	3,794.69
DD28314.23	03/11/2024	AUSTRALIAN RETIREMENT TRUST	SUPERANNUATION	7,517.38
DD28314.24	03/11/2024	RETIREMENT PORTFOLIO SERVICE (ANZ SMART CHOICE SUPER)	SUPERANNUATION	911.83
DD28314.25	03/11/2024	MARANI SUPER FUND	SUPERANNUATION	921.11
DD28315.1	17/11/2024	AWARE SUPER PTY LTD (FORMALLY FIRST STATE SUPER)	SUPERANNUATION	31,053.42



Eastern Metropolitan Regional Council
CEO's DELEGATED PAYMENTS LIST
FOR THE MONTHS OF NOVEMBER 2024, DECEMBER 2024 & JANUARY 2025.

Cheque / EFT No	Date	Payee	Description	Amount
DD28315.2	17/11/2024	THE JEHRING FAMILY SUPER FUND	SUPERANNUATION	1,263.52
DD28315.3	17/11/2024	CBUS INDUSTRY SUPER	SUPERANNUATION	2,606.01
DD28315.4	17/11/2024	MLC SUPER FUND	SUPERANNUATION	946.00
DD28315.5	17/11/2024	MY NORTH SUPER (THE TRUSTEE FOR WEALTH PERSONAL SUPERANNUATION & PENSION FUND)	SUPERANNUATION	1,407.52
DD28315.6	17/11/2024	HUB24 SUPER FUND	SUPERANNUATION	346.70
DD28315.7	17/11/2024	UNISUPER	SUPERANNUATION	980.08
DD28315.8	17/11/2024	COLONIAL FIRST STATE FIRSTCHOICE WHOLESALE (PERSONAL SUPER)	SUPERANNUATION	675.13
DD28315.9	17/11/2024	THE TRUSTEE FOR DEN HAAN SUPER FUND	SUPERANNUATION	1,125.95
DD28315.10	17/11/2024	MERCER SMART SUPER PLAN	SUPERANNUATION	409.34
DD28315.11	17/11/2024	PLUM SUPERANNUATION FUND (MLC)	SUPERANNUATION	592.84
DD28315.12	17/11/2024	AMP FLEXIBLE LIFETIME SUPER	SUPERANNUATION	1,789.77
DD28315.13	17/11/2024	PRIME SUPER	SUPERANNUATION	337.94
DD28315.14	17/11/2024	EQUIPSUPER SUPERANNUATION FUND	SUPERANNUATION	375.58
DD28315.15	17/11/2024	AUSTRALIAN ETHICAL SUPER	SUPERANNUATION	377.53
DD28315.16	17/11/2024	COLONIAL FIRST STATE FIRSTCHOICE (EMPLOYER SUPER)	SUPERANNUATION	386.81
DD28315.17	17/11/2024	THE TRUSTEE FOR BRUCE SMSF	SUPERANNUATION	377.11
DD28315.18	17/11/2024	AMP - SIGNATURESUPER	SUPERANNUATION	326.44
DD28315.19	17/11/2024	HOSTPLUS SUPERANNUATION FUND	SUPERANNUATION	5,818.32
DD28315.20	17/11/2024	PANORAMA SUPER	SUPERANNUATION	882.29
DD28315.21	17/11/2024	AUSTRALIAN SUPER	SUPERANNUATION	14,708.10
DD28315.22	17/11/2024	RETAIL EMPLOYEES SUPERANNUATION TRUST (REST SUPER)	SUPERANNUATION	3,736.99
DD28315.23	17/11/2024	MARANI SUPER FUND	SUPERANNUATION	129.00
DD28315.24	17/11/2024	AUSTRALIAN RETIREMENT TRUST	SUPERANNUATION	7,993.72
DD28315.25	17/11/2024	RETIREMENT PORTFOLIO SERVICE (ANZ SMART CHOICE SUPER)	SUPERANNUATION	914.53
DD28412.1	01/12/2024	AWARE SUPER PTY LTD (FORMALLY FIRST STATE SUPER)	SUPERANNUATION	39,398.42
DD28412.2	01/12/2024	CBUS INDUSTRY SUPER	SUPERANNUATION	2,434.68
DD28412.3	01/12/2024	MLC SUPER FUND	SUPERANNUATION	946.00
DD28412.4	01/12/2024	MY NORTH SUPER (THE TRUSTEE FOR WEALTH PERSONAL SUPERANNUATION & PENSION FUND)	SUPERANNUATION	1,407.91
DD28412.5	01/12/2024	HUB24 SUPER FUND	SUPERANNUATION	328.54
DD28412.6	01/12/2024	UNISUPER	SUPERANNUATION	1,006.75
DD28412.7	01/12/2024	COLONIAL FIRST STATE FIRSTCHOICE WHOLESALE (PERSONAL SUPER)	SUPERANNUATION	675.13
DD28412.8	01/12/2024	THE TRUSTEE FOR DEN HAAN SUPER FUND	SUPERANNUATION	1,126.69
DD28412.9	01/12/2024	MERCER SMART SUPER PLAN	SUPERANNUATION	408.32
DD28412.10	01/12/2024	COLONIAL FIRST STATE FIRSTCHOICE (EMPLOYER SUPER)	SUPERANNUATION	447.80
DD28412.11	01/12/2024	PLUM SUPERANNUATION FUND (MLC)	SUPERANNUATION	770.25
DD28412.12	01/12/2024	AMP FLEXIBLE LIFETIME SUPER	SUPERANNUATION	1,787.34
DD28412.13	01/12/2024	PRIME SUPER	SUPERANNUATION	340.52
DD28412.14	01/12/2024	EQUIPSUPER SUPERANNUATION FUND	SUPERANNUATION	380.10
DD28412.15	01/12/2024	AUSTRALIAN ETHICAL SUPER	SUPERANNUATION	378.86
DD28412.16	01/12/2024	THE TRUSTEE FOR BRUCE SMSF	SUPERANNUATION	364.07
DD28412.17	01/12/2024	AMP - SIGNATURESUPER	SUPERANNUATION	335.55
DD28412.18	01/12/2024	SUPER FUND	SUPERANNUATION	159.57



Eastern Metropolitan Regional Council
CEO's DELEGATED PAYMENTS LIST
FOR THE MONTHS OF NOVEMBER 2024, DECEMBER 2024 & JANUARY 2025.

Cheque / EFT No	Date	Payee	Description	Amount
DD28412.19	01/12/2024	HOSTPLUS SUPERANNUATION FUND	SUPERANNUATION	6,636.86
DD28412.20	01/12/2024	PANORAMA SUPER	SUPERANNUATION	882.29
DD28412.21	01/12/2024	AUSTRALIAN SUPER	SUPERANNUATION	14,689.30
DD28412.22	01/12/2024	RETAIL EMPLOYEES SUPERANNUATION TRUST (REST SUPER)	SUPERANNUATION	2,970.06
DD28412.23	01/12/2024	THE JEHRING FAMILY SUPER FUND	SUPERANNUATION	1,263.52
DD28412.24	01/12/2024	AUSTRALIAN RETIREMENT TRUST	SUPERANNUATION	7,815.20
DD28412.25	01/12/2024	RETIREMENT PORTFOLIO SERVICE (ANZ SMART CHOICE SUPER)	SUPERANNUATION	910.27
DD28413.1	15/12/2024	AWARE SUPER PTY LTD (FORMALLY FIRST STATE SUPER)	SUPERANNUATION	32,440.36
DD28413.2	15/12/2024	THE JEHRING FAMILY SUPER FUND	SUPERANNUATION	1,263.52
DD28413.3	15/12/2024	CBUS INDUSTRY SUPER	SUPERANNUATION	2,496.15
DD28413.4	15/12/2024	MLC SUPER FUND	SUPERANNUATION	946.00
DD28413.5	15/12/2024	MY NORTH SUPER (THE TRUSTEE FOR WEALTH PERSONAL SUPERANNUATION & PENSION FUND)	SUPERANNUATION	1,427.82
DD28413.6	15/12/2024	HUB24 SUPER FUND	SUPERANNUATION	328.54
DD28413.7	15/12/2024	UNISUPER	SUPERANNUATION	986.09
DD28413.8	15/12/2024	COLONIAL FIRST STATE FIRSTCHOICE WHOLESALE (PERSONAL SUPER)	SUPERANNUATION	675.13
DD28413.9	15/12/2024	THE TRUSTEE FOR DEN HAAN SUPER FUND	SUPERANNUATION	1,163.95
DD28413.10	15/12/2024	MERCER SMART SUPER PLAN	SUPERANNUATION	731.60
DD28413.11	15/12/2024	PLUM SUPERANNUATION FUND (MLC)	SUPERANNUATION	757.61
DD28413.12	15/12/2024	AMP FLEXIBLE LIFETIME SUPER	SUPERANNUATION	1,504.72
DD28413.13	15/12/2024	PRIME SUPER	SUPERANNUATION	340.59
DD28413.14	15/12/2024	EQUIPSUPER SUPERANNUATION FUND	SUPERANNUATION	386.27
DD28413.15	15/12/2024	AUSTRALIAN ETHICAL SUPER	SUPERANNUATION	377.61
DD28413.16	15/12/2024	COLONIAL FIRST STATE FIRSTCHOICE (EMPLOYER SUPER)	SUPERANNUATION	363.61
DD28413.17	15/12/2024	THE TRUSTEE FOR BRUCE SMSF	SUPERANNUATION	367.60
DD28413.18	15/12/2024	AMP - SIGNATURESUPER	SUPERANNUATION	326.63
DD28413.19	15/12/2024	HOSTPLUS SUPERANNUATION FUND	SUPERANNUATION	6,491.30
DD28413.20	15/12/2024	PANORAMA SUPER	SUPERANNUATION	928.61
DD28413.21	15/12/2024	AUSTRALIAN SUPER	SUPERANNUATION	14,586.72
DD28413.22	15/12/2024	RETAIL EMPLOYEES SUPERANNUATION TRUST (REST SUPER)	SUPERANNUATION	2,952.14
DD28413.23	15/12/2024	MARANI SUPER FUND	SUPERANNUATION	854.63
DD28413.24	15/12/2024	AUSTRALIAN RETIREMENT TRUST	SUPERANNUATION	4,283.26
DD28413.25	15/12/2024	RETIREMENT PORTFOLIO SERVICE (ANZ SMART CHOICE SUPER)	SUPERANNUATION	709.16
DD28526.1	01/01/2025	AWARE SUPER PTY LTD (FORMALLY FIRST STATE SUPER)	SUPERANNUATION	32,233.09
DD28526.2	01/01/2025	CBUS INDUSTRY SUPER	SUPERANNUATION	2,713.26
DD28526.3	01/01/2025	MLC SUPER FUND	SUPERANNUATION	946.00
DD28526.4	01/01/2025	MY NORTH SUPER (THE TRUSTEE FOR WEALTH PERSONAL SUPERANNUATION & PENSION FUND)	SUPERANNUATION	1,481.00
DD28526.5	01/01/2025	HUB24 SUPER FUND	SUPERANNUATION	332.47
DD28526.6	01/01/2025	UNISUPER	SUPERANNUATION	1,047.95
DD28526.7	01/01/2025	COLONIAL FIRST STATE FIRSTCHOICE WHOLESALE (PERSONAL SUPER)	SUPERANNUATION	688.29
DD28526.8	01/01/2025	THE TRUSTEE FOR DEN HAAN SUPER FUND	SUPERANNUATION	1,149.62
DD28526.9	01/01/2025	MERCER SMART SUPER PLAN	SUPERANNUATION	724.54
DD28526.10	01/01/2025	COLONIAL FIRST STATE FIRSTCHOICE (EMPLOYER SUPER)	SUPERANNUATION	402.10



Eastern Metropolitan Regional Council
CEO's DELEGATED PAYMENTS LIST
FOR THE MONTHS OF NOVEMBER 2024, DECEMBER 2024 & JANUARY 2025.

Cheque / EFT No	Date	Payee	Description	Amount
DD28526.11	01/01/2025	PLUM SUPERANNUATION FUND (MLC)	SUPERANNUATION	752.19
DD28526.12	01/01/2025	AMP FLEXIBLE LIFETIME SUPER	SUPERANNUATION	1,496.91
DD28526.13	01/01/2025	PRIME SUPER	SUPERANNUATION	350.56
DD28526.14	01/01/2025	EQUIPSUPER SUPERANNUATION FUND	SUPERANNUATION	374.33
DD28526.15	01/01/2025	AUSTRALIAN ETHICAL SUPER	SUPERANNUATION	415.31
DD28526.16	01/01/2025	THE TRUSTEE FOR BRUCE SMSF	SUPERANNUATION	365.96
DD28526.17	01/01/2025	AMP - SIGNATURESUPER	SUPERANNUATION	374.76
DD28526.18	01/01/2025	HOSTPLUS SUPERANNUATION FUND	SUPERANNUATION	6,526.23
DD28526.19	01/01/2025	PANORAMA SUPER	SUPERANNUATION	913.17
DD28526.20	01/01/2025	AUSTRALIAN SUPER	SUPERANNUATION	15,192.67
DD28526.21	01/01/2025	RETAIL EMPLOYEES SUPERANNUATION TRUST (REST SUPER)	SUPERANNUATION	2,952.91
DD28526.22	01/01/2025	THE JEHRING FAMILY SUPER FUND	SUPERANNUATION	1,285.65
DD28526.23	01/01/2025	AUSTRALIAN RETIREMENT TRUST	SUPERANNUATION	4,362.04
DD28526.24	01/01/2025	RETIREMENT PORTFOLIO SERVICE (ANZ SMART CHOICE SUPER)	SUPERANNUATION	833.60
DD28527.1	12/01/2025	AWARE SUPER PTY LTD (FORMALLY FIRST STATE SUPER)	SUPERANNUATION	32,034.85
DD28527.2	12/01/2025	THE JEHRING FAMILY SUPER FUND	SUPERANNUATION	1,307.76
DD28527.3	12/01/2025	CBUS INDUSTRY SUPER	SUPERANNUATION	2,404.55
DD28527.4	12/01/2025	MLC SUPER FUND	SUPERANNUATION	979.11
DD28527.5	12/01/2025	MY NORTH SUPER (THE TRUSTEE FOR WEALTH PERSONAL SUPERANNUATION & PENSION FUND)	SUPERANNUATION	1,418.28
DD28527.6	12/01/2025	HUB24 SUPER FUND	SUPERANNUATION	328.54
DD28527.7	12/01/2025	UNISUPER	SUPERANNUATION	1,039.08
DD28527.8	12/01/2025	COLONIAL FIRST STATE FIRSTCHOICE WHOLESALE (PERSONAL SUPER)	SUPERANNUATION	681.71
DD28527.9	12/01/2025	THE TRUSTEE FOR DEN HAAN SUPER FUND	SUPERANNUATION	1,067.25
DD28527.10	12/01/2025	MERCER SMART SUPER PLAN	SUPERANNUATION	730.79
DD28527.11	12/01/2025	PLUM SUPERANNUATION FUND (MLC)	SUPERANNUATION	772.63
DD28527.12	12/01/2025	AMP FLEXIBLE LIFETIME SUPER	SUPERANNUATION	1,532.22
DD28527.13	12/01/2025	PRIME SUPER	SUPERANNUATION	355.55
DD28527.14	12/01/2025	EQUIPSUPER SUPERANNUATION FUND	SUPERANNUATION	377.84
DD28527.15	12/01/2025	AUSTRALIAN ETHICAL SUPER	SUPERANNUATION	421.60
DD28527.16	12/01/2025	COLONIAL FIRST STATE FIRSTCHOICE (EMPLOYER SUPER)	SUPERANNUATION	368.55
DD28527.17	12/01/2025	THE TRUSTEE FOR BRUCE SMSF	SUPERANNUATION	361.72
DD28527.18	12/01/2025	AMP - SIGNATURESUPER	SUPERANNUATION	332.83
DD28527.19	12/01/2025	HOSTPLUS SUPERANNUATION FUND	SUPERANNUATION	6,392.33
DD28527.20	12/01/2025	PANORAMA SUPER	SUPERANNUATION	913.17
DD28527.21	12/01/2025	AUSTRALIAN SUPER	SUPERANNUATION	15,295.01
DD28527.22	12/01/2025	RETAIL EMPLOYEES SUPERANNUATION TRUST (REST SUPER)	SUPERANNUATION	3,053.76
DD28527.23	12/01/2025	MARANI SUPER FUND	SUPERANNUATION	499.88
DD28527.24	12/01/2025	AUSTRALIAN RETIREMENT TRUST	SUPERANNUATION	4,050.66
DD28527.25	12/01/2025	RETIREMENT PORTFOLIO SERVICE (ANZ SMART CHOICE SUPER)	SUPERANNUATION	830.29
2739	01/11/2024	SYNERGY	ELECTRICITY - HAZELMERE	14,052.26
2740	08/11/2024	TELSTRA LIMITED	TELEPHONE EXPENSES	42.75
2741	11/11/2024	WESTPAC BANKING CORPORATION	TERM DEPOSIT INVESTMENT	3,500,000.00



Eastern Metropolitan Regional Council
CEO's DELEGATED PAYMENTS LIST
FOR THE MONTHS OF NOVEMBER 2024, DECEMBER 2024 & JANUARY 2025.

Cheque / EFT No	Date	Payee	Description	Amount
2742	15/11/2024	WESTPAC BANKING CORPORATION	TERM DEPOSIT INVESTMENT	2,500,000.00
2743	15/11/2024	WESTPAC BANKING CORPORATION	TERM DEPOSIT INVESTMENT	5,000,000.00
2744	15/11/2024	SYNERGY	ELECTRICITY - HAZELMERE	1,735.99
2745	21/11/2024	SYNERGY	ELECTRICITY - HAZELMERE	3,947.71
2746	22/11/2024	SYNERGY	ELECTRICITY - ASCOT PLACE	3,834.71
2747	21/11/2024	AUSTRACLEAR LIMITED (ASX)	FINANCIAL SERVICES FEE	34.32
2748	15/11/2024	WBC - CORPORATE MASTERCARD - AARON BLAIR	CREDIT CARD PURCHASES	452.89
2749	15/11/2024	WBC - CORPORATE MASTERCARD - ANH VO	CREDIT CARD PURCHASES	1,414.92
2750	15/11/2024	WBC - CORPORATE MASTERCARD - ANNETTE NORTH	CREDIT CARD PURCHASES	2,266.85
2751	15/11/2024	WBC - CORPORATE MASTERCARD - CARMEN EVE SADLEIR	CREDIT CARD PURCHASES	224.00
2752	15/11/2024	WBC - CORPORATE MASTERCARD - DAVID SCHMIDT	CREDIT CARD PURCHASES	1,597.43
2753	15/11/2024	WBC - CORPORATE MASTERCARD - ESTHER DELLA FAVORY	CREDIT CARD PURCHASES	1,320.74
2754	15/11/2024	WBC - CORPORATE MASTERCARD - GANGA DEVI	CREDIT CARD PURCHASES	370.08
2755	15/11/2024	WBC - CORPORATE MASTERCARD - MARCUS GEISLER	CREDIT CARD PURCHASES	237.52
2756	15/11/2024	WBC - CORPORATE MASTERCARD - T BEINHAUER	CREDIT CARD PURCHASES	1,295.16
2757	15/11/2024	WBC - CORPORATE MASTERCARD - T ECKSTEIN	CREDIT CARD PURCHASES	1,907.29
2758	15/11/2024	WBC - CORPORATE MASTERCARD - W HARRIS	CREDIT CARD PURCHASES	445.32
2759	15/11/2024	WBC - CORPORATE MASTERCARD - Z WILLIAMSON	CREDIT CARD PURCHASES	2,067.60
2760	11/11/2024	ADT SECURITY	SECURITY MONITORING	69.55
2761	28/11/2024	TELSTRA LIMITED	TELEPHONE EXPENSES	4,138.62
2762	29/11/2024	CITY OF SWAN	GOVERNMENT RATES - PHONE TOWER	5,498.11
2763	05/12/2024	BANK OF QUEENSLAND	TERM DEPOSIT INVESTMENT	2,000,000.00
2764	09/12/2024	DEPARTMENT OF TRANSPORT - BULK BILLING	VEHICLE LICENSING	117.40
2765	10/12/2024	ADT SECURITY	SECURITY MONITORING	69.55
2766	10/12/2024	SYNERGY	ELECTRICITY - HAZELMERE	14,824.74
2767	17/12/2024	DEPARTMENT OF TRANSPORT - BULK BILLING	VEHICLE LICENSING	236.90
2768	17/12/2024	BANK OF QUEENSLAND	TERM DEPOSIT INVESTMENT	8,000,000.00
2769	17/12/2024	NATIONAL AUSTRALIA BANK	TERM DEPOSIT INVESTMENT	2,000,000.00
2770	16/12/2024	WBC - CORPORATE MASTERCARD - A PATEL	CREDIT CARD PURCHASES	31.00
2771	16/12/2024	WBC - CORPORATE MASTERCARD - AARON BLAIR	CREDIT CARD PURCHASES	339.02
2772	16/12/2024	WBC - CORPORATE MASTERCARD - ANH VO	CREDIT CARD PURCHASES	2,184.80
2773	16/12/2024	WBC - CORPORATE MASTERCARD - ANNETTE NORTH	CREDIT CARD PURCHASES	1,167.88
2774	16/12/2024	WBC - CORPORATE MASTERCARD - CARMEN EVE SADLEIR	CREDIT CARD PURCHASES	36.75
2775	16/12/2024	WBC - CORPORATE MASTERCARD - DAVID SCHMIDT	CREDIT CARD PURCHASES	1,444.69
2776	16/12/2024	WBC - CORPORATE MASTERCARD - ESTHER DELLA FAVORY	CREDIT CARD PURCHASES	82.73
2777	16/12/2024	WBC - CORPORATE MASTERCARD - H LIEW	CREDIT CARD PURCHASES	17.00
2778	16/12/2024	WBC - CORPORATE MASTERCARD - SINEAD O'NEILL	CREDIT CARD PURCHASES	917.30
2779	16/12/2024	WBC - CORPORATE MASTERCARD - T BEINHAUER	CREDIT CARD PURCHASES	370.12
2780	16/12/2024	WBC - CORPORATE MASTERCARD - T ECKSTEIN	CREDIT CARD PURCHASES	876.29
2781	16/12/2024	WBC - CORPORATE MASTERCARD - W HARRIS	CREDIT CARD PURCHASES	1,536.65
2782	16/12/2024	WBC - CORPORATE MASTERCARD - Z WILLIAMSON	CREDIT CARD PURCHASES	1,171.09
2783	18/12/2024	WATER CORPORATION	WATER RATES - ASCOT PLACE	907.64



Eastern Metropolitan Regional Council
CEO's DELEGATED PAYMENTS LIST
FOR THE MONTHS OF NOVEMBER 2024, DECEMBER 2024 & JANUARY 2025.

Cheque / EFT No	Date	Payee	Description	Amount
2784	20/12/2024	SYNERGY	ELECTRICITY - HAZELMERE	2,200.70
2785	20/12/2024	WATER CORPORATION	WATER RATES - HAZELMERE (VACANT BLOCK)	5.70
2786	23/12/2024	AUSTRACLEAR LIMITED (ASX)	FINANCIAL SERVICES FEE - ANNUAL FEE	929.50
2787	23/12/2024	WATER CORPORATION	WATER RATES - HAZELMERE	2,015.09
2788	23/12/2024	AUSTRACLEAR LIMITED (ASX)	FINANCIAL SERVICES FEE	17.16
2789	23/12/2024	COMMONWEALTH BANK OF AUSTRALIA	TERM DEPOSIT INVESTMENT	21,000,000.00
2790	23/12/2024	WESTPAC BANKING CORPORATION	TERM DEPOSIT INVESTMENT	2,000,000.00
2791	06/01/2025	SYNERGY	ELECTRICITY - HAZELMERE	13,578.97
2792	06/01/2025	TELSTRA LIMITED	TELEPHONE EXPENSES	42.76
2793	06/01/2025	AMP BANK	TERM DEPOSIT INVESTMENT	5,000,000.00
2794	10/01/2025	ADT SECURITY	SECURITY MONITORING	69.55
2795	16/01/2025	AMP BANK	TERM DEPOSIT INVESTMENT	2,000,000.00
2796	16/01/2025	SYNERGY	ELECTRICITY - HAZELMERE	1,988.60
2797	20/01/2025	AMP BANK	TERM DEPOSIT INVESTMENT	1,500,000.00
2798	06/01/2025	MINIERAL RESOURCES LTD	REFUND FROM SWA FUNDS	19,020.10
2799	21/01/2025	AUSTRACLEAR LIMITED (ASX)	FINANCIAL SERVICES FEE	50.82
2800	23/01/2025	ING	TERM DEPOSIT INVESTMENT	21,000,000.00
2801	14/01/2025	WBC - CORPORATE MASTERCARD - A PATEL	CREDIT CARD PURCHASES	17.00
2802	14/01/2025	WBC - CORPORATE MASTERCARD - AARON BLAIR	CREDIT CARD PURCHASES	1,466.02
2803	14/01/2025	WBC - CORPORATE MASTERCARD - ANH VO	CREDIT CARD PURCHASES	3,805.54
2804	14/01/2025	WBC - CORPORATE MASTERCARD - ANNETTE NORTH	CREDIT CARD PURCHASES	547.13
2805	14/01/2025	WBC - CORPORATE MASTERCARD - CARMEN EVE	CREDIT CARD PURCHASES	44.22
2806	14/01/2025	WBC - CORPORATE MASTERCARD - DAVID SCHMIDT	CREDIT CARD PURCHASES	892.50
2807	14/01/2025	WBC - CORPORATE MASTERCARD - ESTHER DELLA	CREDIT CARD PURCHASES	128.24
2808	14/01/2025	WBC - CORPORATE MASTERCARD - GANGA DEVI	CREDIT CARD PURCHASES	17.00
2809	14/01/2025	WBC - CORPORATE MASTERCARD - H LIEW	CREDIT CARD PURCHASES	1,927.90
2810	14/01/2025	WBC - CORPORATE MASTERCARD - K NAKHONTHAT	CREDIT CARD PURCHASES	1,771.08
2811	14/01/2025	WBC - CORPORATE MASTERCARD - MARCUS GEISLER	CREDIT CARD PURCHASES	17.00
2812	14/01/2025	WBC - CORPORATE MASTERCARD - S FITZPATRICK	CREDIT CARD PURCHASES	17.00
2813	14/01/2025	WBC - CORPORATE MASTERCARD - SINEAD O'NEILL	CREDIT CARD PURCHASES	212.82
2814	14/01/2025	WBC - CORPORATE MASTERCARD - T BEINHAUER	CREDIT CARD PURCHASES	145.61
2815	14/01/2025	WBC - CORPORATE MASTERCARD - T ECKSTEIN	CREDIT CARD PURCHASES	1,545.78
2816	14/01/2025	WBC - CORPORATE MASTERCARD - W HARRIS	CREDIT CARD PURCHASES	228.80
2817	14/01/2025	WBC - CORPORATE MASTERCARD - Z WILLIAMSON	CREDIT CARD PURCHASES	1,744.73
2818	30/01/2025	BENDIGO BANK	TERM DEPOSIT INVESTMENT	3,500,000.00
2819	30/01/2025	AMP BANK	TERM DEPOSIT INVESTMENT	1,500,000.00
2820	30/01/2025	WATER CORPORATION	TRADE PERMIT - HRRP	2,269.59
SUB TOTAL				99,359,636.92
LESS CANCELLED EFTs & CHEQUES				
EFT59240	24/12/2024	WESTRAC EQUIPMENT P/L	PLANT PARTS	-2,964.03



Eastern Metropolitan Regional Council
CEO's DELEGATED PAYMENTS LIST
FOR THE MONTHS OF NOVEMBER 2024, DECEMBER 2024 & JANUARY 2025.

Cheque / EFT No	Date	Payee	Description	Amount
		SUB TOTAL		-2,964.03
		TOTAL		99,356,672.89
		REPORT		
	Bank Code	Bank		
		EMRC - Municipal Fund		99,356,672.89

All Employee Superannuation obligations for the periods November 2024 & December 2024 & January 2025 have been paid by the EMRC.



Eastern Metropolitan Regional Council

PURCHASING CARDS AND CREDIT CARDS PAYMENTS LIST
FOR THE MONTHS OF NOVEMBER 2024 TO JANUARY 2025

Cheque / EFT No	Date	Payee	Amount	EFT Amount
EFT58630	05/11/2024	BUNNINGS GROUP LTD		141.79
	26/09/2024	MANAGER OPERATIONS	HARDWARE SUPPLIES	67.61
	03/10/2024	MANAGER OPERATIONS	HARDWARE SUPPLIES	74.18
EFT58759	15/11/2024	BUNNINGS GROUP LTD		1,100.62
	14/10/2024	COORDINATOR TRANSPORT & ASSETS	HARDWARE SUPPLIES	1,060.63
	16/10/2024	COORDINATOR TRANSPORT & ASSETS	HARDWARE SUPPLIES	39.99
EFT58800	19/11/2024	BUNNINGS GROUP LTD		676.46
	13/09/2024	MANAGER RED HILL WASTE MANAGEMENT FACILITY	HARDWARE SUPPLIES	387.75
	27/09/2024	MANAGER RED HILL WASTE MANAGEMENT FACILITY	HARDWARE SUPPLIES	288.71
EFT58890	29/11/2024	BUNNINGS GROUP LTD		60.00
	30/10/2024	COORDINATOR TRANSPORT & ASSETS	HARDWARE SUPPLIES	60.00
EFT58989	06/12/2024	BUNNINGS GROUP LTD		972.20
	05/11/2024	COORDINATOR TRANSPORT & ASSETS	HARDWARE SUPPLIES	549.13
	06/11/2024	COORDINATOR TRANSPORT & ASSETS	HARDWARE SUPPLIES	17.56
	08/11/2024	COORDINATOR TRANSPORT & ASSETS	HARDWARE SUPPLIES	405.51
EFT59179	24/12/2024	BUNNINGS GROUP LTD		23.63
	26/11/2024	PROJECT ENGINEER	HARDWARE SUPPLIES	23.63
EFT59425	17/01/2025	BUNNINGS GROUP LTD		887.49
	10/12/2024	COORDINATOR ADMINISTRATION - HAZELMERE	HARDWARE SUPPLIES	60.95
	19/12/2024	COORDINATOR ADMINISTRATION - RED HILL	HARDWARE SUPPLIES	289.41
	24/12/2024	CHIEF OPERATING OFFICER (COO)	HARDWARE SUPPLIES	193.15
	12/12/2024	COORDINATOR ADMINISTRATION - HAZELMERE	HARDWARE SUPPLIES	195.66
	13/12/2024	COORDINATOR ADMINISTRATION - HAZELMERE	HARDWARE SUPPLIES	22.32
	12/12/2024	COORDINATOR ADMINISTRATION - HAZELMERE	HARDWARE SUPPLIES	126.00
EFT58747	12/11/2024	WEX MOTORPASS		2,026.06
	10/10/2024	POOL VEHICLE - SPORTWAGON	ROADSIDE ASSIST	9.08
	22/10/2024	POOL VEHICLE - SPORTWAGON	FUEL PURCHASE	52.73
	31/10/2024	POOL VEHICLE - SPORTWAGON	MANAGEMENT FEE	4.00
	30/09/2024	SITE SUPERVISOR	FUEL PURCHASE	125.57
	02/10/2024	SITE SUPERVISOR	ROADSIDE ASSIST	9.08
	31/10/2024	SITE SUPERVISOR	MANAGEMENT FEE	4.00
	01/10/2024	POOL VEHICLE - TOYOTA COROLLA	ROADSIDE ASSIST	9.08
	31/10/2024	POOL VEHICLE - TOYOTA COROLLA	MANAGEMENT FEE	4.00
	01/10/2024	POOL VEHICLE - IT TEAM	FUEL PURCHASE	61.90
	09/10/2024	POOL VEHICLE - IT TEAM	ROADSIDE ASSIST	6.88
	29/10/2024	POOL VEHICLE - IT TEAM	FUEL PURCHASE	67.45
	31/10/2024	POOL VEHICLE - IT TEAM	MANAGEMENT FEE	4.00
	10/10/2024	COORDINATOR SALES AND MARKETING	ROADSIDE ASSIST	6.88
	31/10/2024	COORDINATOR SALES AND MARKETING	MANAGEMENT FEE	4.00
	30/09/2024	HAZELMERE POOL VEHICLE	ROADSIDE ASSIST	6.88
	30/10/2024	HAZELMERE POOL VEHICLE	ROADSIDE ASSIST	6.88
	31/10/2024	HAZELMERE POOL VEHICLE	MANAGEMENT FEE	4.00
	31/10/2024	HAZELMERE MINOR PLANT	MANAGEMENT FEE	4.00
	31/10/2024	QUALITY PROCESS OFFICER/TEAM LEADER	MANAGEMENT FEE	4.00
	10/10/2024	MANAGER RED HILL WASTE MANAGEMENT FACILITY	ROADSIDE ASSIST	6.88
	31/10/2024	MANAGER RED HILL WASTE MANAGEMENT FACILITY	MANAGEMENT FEE	4.00



Eastern Metropolitan Regional Council

PURCHASING CARDS AND CREDIT CARDS PAYMENTS LIST
FOR THE MONTHS OF NOVEMBER 2024 TO JANUARY 2025

Cheque / EFT No	Date	Payee		Amount	EFT Amount
	10/10/2024	SITE SUPERVISOR - HZ AND BW	ROADSIDE ASSIST	6.88	
	31/10/2024	SITE SUPERVISOR - HZ AND BW	MANAGEMENT FEE	4.00	
	10/10/2024	LANDFILL SITE SUPERVISOR	ROADSIDE ASSIST	6.88	
	31/10/2024	LANDFILL SITE SUPERVISOR	MANAGEMENT FEE	4.00	
	10/10/2024	POOL VEHICLE - CADDY - SUSTAINABILITY	ROADSIDE ASSIST	9.08	
	20/10/2024	POOL VEHICLE - CADDY - SUSTAINABILITY	FUEL PURCHASE	49.33	
	31/10/2024	POOL VEHICLE - CADDY - SUSTAINABILITY	MANAGEMENT FEE	4.00	
	09/10/2024	SALES AND MARKETING REPRESENTATIVE 2	FUEL PURCHASE	59.07	
	15/10/2024	SALES AND MARKETING REPRESENTATIVE 2	FUEL PURCHASE	76.18	
	24/10/2024	SALES AND MARKETING REPRESENTATIVE 2	ROADSIDE ASSIST	9.08	
	24/10/2024	SALES AND MARKETING REPRESENTATIVE 2	FUEL PURCHASE	80.35	
	31/10/2024	SALES AND MARKETING REPRESENTATIVE 2	FUEL PURCHASE	4.00	
	08/10/2024	SALES AND MARKETING REPRESENTATIVE 1	FUEL PURCHASE	70.23	
	17/10/2024	SALES AND MARKETING REPRESENTATIVE 1	FUEL PURCHASE	92.95	
	21/10/2024	SALES AND MARKETING REPRESENTATIVE 1	ROADSIDE ASSIST	6.88	
	24/10/2024	SALES AND MARKETING REPRESENTATIVE 1	FUEL PURCHASE	90.85	
	31/10/2024	SALES AND MARKETING REPRESENTATIVE 1	MANAGEMENT FEE	4.00	
	10/10/2024	MANAGER ENGINEERING	ROADSIDE ASSIST	6.88	
	31/10/2024	MANAGER ENGINEERING	MANAGEMENT FEE	4.00	
	10/10/2024	HEAVY DUTY MECHANIC	ROADSIDE ASSIST	9.08	
	25/10/2024	HEAVY DUTY MECHANIC - OLD CAR	FUEL PURCHASE	98.63	
	31/10/2024	HEAVY DUTY MECHANIC - OLD CAR	MANAGEMENT FEE	4.00	
	10/10/2024	WOOD WASTE TO ENERGY TEAM	ROADSIDE ASSIST	9.08	
	31/10/2024	WOOD WASTE TO ENERGY TEAM	MANAGEMENT FEE	4.00	
	10/10/2024	SITE ENGINEER	ROADSIDE ASSIST	6.88	
	31/10/2024	SITE ENGINEER	MANAGEMENT FEE	4.00	
	10/10/2024	COORDINATOR WORKPLACE HEALTH & SAFETY	ROADSIDE ASSIST	6.88	
	10/10/2024	COORDINATOR WORKPLACE HEALTH & SAFETY	FUEL PURCHASE	90.48	
	19/10/2024	COORDINATOR WORKPLACE HEALTH & SAFETY	FUEL PURCHASE	83.56	
	24/10/2024	COORDINATOR WORKPLACE HEALTH & SAFETY	FUEL PURCHASE	59.18	
	31/10/2024	COORDINATOR WORKPLACE HEALTH & SAFETY	MANAGEMENT FEE	4.00	
	31/10/2024	COORDINATOR TRANSPORT & ASSETS	MANAGEMENT FEE	4.00	
	10/10/2024	CHIEF OPERATING OFFICER (COO)	ROADSIDE ASSIST	6.88	
	31/10/2024	CHIEF OPERATING OFFICER (COO)	MANAGEMENT FEE	4.00	
	31/10/2024	RED HILL MINOR PLANT	MANAGEMENT FEE	4.00	
	05/10/2024	WASTE ENVIRONMENT - POOL VEHICLE	FUEL PURCHASE	110.91	
	10/10/2024	WASTE ENVIRONMENT - POOL VEHICLE	ROADSIDE ASSIST	9.08	
	18/10/2024	WASTE ENVIRONMENT - POOL VEHICLE	FUEL PURCHASE	93.33	
	31/10/2024	WASTE ENVIRONMENT - POOL VEHICLE	MANAGEMENT FEE	4.00	
	07/10/2024	CHIEF FINANCIAL OFFICER (CFO)	FUEL PURCHASE	91.36	
	19/10/2024	CHIEF FINANCIAL OFFICER (CFO)	FUEL PURCHASE	108.21	
	27/10/2024	CHIEF FINANCIAL OFFICER (CFO)	FUEL PURCHASE	73.70	
	31/10/2024	CHIEF FINANCIAL OFFICER (CFO)	MANAGEMENT FEE	4.00	
	31/10/2024	TEAM LEADER COLLECTIONS	MANAGEMENT FEE	4.00	
	06/10/2024	MANAGER OPERATIONS	FUEL PURCHASE	126.89	
	31/10/2024	MANAGER OPERATIONS	MANAGEMENT FEE	4.00	



Eastern Metropolitan Regional Council

PURCHASING CARDS AND CREDIT CARDS PAYMENTS LIST
FOR THE MONTHS OF NOVEMBER 2024 TO JANUARY 2025

Cheque / EFT No	Date	Payee		Amount	EFT Amount
EFT59107	31/10/2024	HEAVY DUTY MECHANIC - NEW CAR	MANAGEMENT FEE	4.00	
	11/12/2024	WEX MOTORPASS			1,935.98
	10/11/2024	POOL VEHICLE - SPORTWAGON	ROADSIDE ASSIST	9.08	
	30/11/2024	POOL VEHICLE - SPORTWAGON	MANAGEMENT FEE	4.00	
	01/11/2024	SITE SUPERVISOR	FUEL PURCHASE	128.46	
	02/11/2024	SITE SUPERVISOR	ROADSIDE ASSIST	9.08	
	30/11/2024	SITE SUPERVISOR	MANAGEMENT FEE	4.00	
	01/11/2024	POOL VEHICLE - TOYOTA COROLLA	ROADSIDE ASSIST	9.08	
	06/11/2024	POOL VEHICLE - TOYOTA COROLLA	FUEL PURCHASE	57.84	
	30/11/2024	POOL VEHICLE - TOYOTA COROLLA	MANAGEMENT FEE	4.00	
	09/11/2024	POOL VEHICLE - IT TEAM	ROADSIDE ASSIST	6.88	
	19/11/2024	POOL VEHICLE - IT TEAM	FUEL PURCHASE	49.35	
	30/11/2024	POOL VEHICLE - IT TEAM	MANAGEMENT FEE	4.00	
	10/11/2024	COORDINATOR SALES AND MARKETING	ROADSIDE ASSIST	6.88	
	30/11/2024	COORDINATOR SALES AND MARKETING	MANAGEMENT FEE	4.00	
	14/11/2024	HAZELMERE POOL VEHICLE	FUEL PURCHASE	74.95	
	25/11/2024	HAZELMERE POOL VEHICLE	FUEL PURCHASE	68.38	
	30/11/2024	HAZELMERE POOL VEHICLE	MANAGEMENT FEE	4.00	
	30/11/2024	HAZELMERE MINOR PLANT	MANAGEMENT FEE	4.00	
	30/11/2024	QUALITY PROCESS OFFICER/TEAM LEADER	MANAGEMENT FEE	4.00	
	10/11/2024	MANAGER RED HILL WASTE MANAGEMENT FACILITY	ROADSIDE ASSIST	6.88	
	30/11/2024	MANAGER RED HILL WASTE MANAGEMENT FACILITY	MANAGEMENT FEE	4.00	
	10/11/2024	SITE SUPERVISOR - HZ AND BW	ROADSIDE ASSIST	6.88	
	30/11/2024	SITE SUPERVISOR - HZ AND BW	MANAGEMENT FEE	4.00	
	10/11/2024	LANDFILL SITE SUPERVISOR	ROADSIDE ASSIST	6.88	
	30/11/2024	LANDFILL SITE SUPERVISOR	MANAGEMENT FEE	4.00	
	10/11/2024	POOL VEHICLE - CADDY - SUSTAINABILITY	ROADSIDE ASSIST	9.08	
	22/11/2024	POOL VEHICLE - CADDY - SUSTAINABILITY	FUEL PURCHASE	51.25	
	30/11/2024	POOL VEHICLE - CADDY - SUSTAINABILITY	MANAGEMENT FEE	4.00	
	04/11/2024	SALES AND MARKETING REPRESENTATIVE 2	FUEL PURCHASE	64.10	
	11/11/2024	SALES AND MARKETING REPRESENTATIVE 2	FUEL PURCHASE	77.75	
	24/11/2024	SALES AND MARKETING REPRESENTATIVE 2	ROADSIDE ASSIST	9.08	
	30/11/2024	SALES AND MARKETING REPRESENTATIVE 2	MANAGEMENT FEE	4.00	
	31/10/2024	SALES AND MARKETING REPRESENTATIVE 1	FUEL PURCHASE	81.76	
	09/11/2024	SALES AND MARKETING REPRESENTATIVE 1	FUEL PURCHASE	88.39	
	21/11/2024	SALES AND MARKETING REPRESENTATIVE 1	ROADSIDE ASSIST	6.88	
	22/11/2024	SALES AND MARKETING REPRESENTATIVE 1	FUEL PURCHASE	80.14	
	30/11/2024	SALES AND MARKETING REPRESENTATIVE 1	MANAGEMENT FEE	4.00	
	10/11/2024	MANAGER ENGINEERING	ROADSIDE ASSIST	6.88	
	30/11/2024	MANAGER ENGINEERING	MANAGEMENT FEE	4.00	
	05/11/2024	HEAVY DUTY MECHANIC	FUEL PURCHASE	94.35	
	10/11/2024	HEAVY DUTY MECHANIC	ROADSIDE ASSIST	9.08	
	30/11/2024	HEAVY DUTY MECHANIC	MANAGEMENT FEE	4.00	
	05/11/2024	WOOD WASTE TO ENERGY TEAM	ROADSIDE ASSIST	9.08	
	30/11/2024	WOOD WASTE TO ENERGY TEAM	MANAGEMENT FEE	4.00	
	10/11/2024	SITE ENGINEER	ROADSIDE ASSIST	6.88	



Eastern Metropolitan Regional Council

PURCHASING CARDS AND CREDIT CARDS PAYMENTS LIST
FOR THE MONTHS OF NOVEMBER 2024 TO JANUARY 2025

Cheque / EFT No	Date	Payee		Amount	EFT Amount
	30/11/2024	SITE ENGINEER	MANAGEMENT FEE	4.00	
	07/11/2024	COORDINATOR WORKPLACE HEALTH & SAFETY	FUEL PURCHASE	87.71	
	10/11/2024	COORDINATOR WORKPLACE HEALTH & SAFETY	ROADSIDE ASSIST	6.88	
	18/11/2024	COORDINATOR WORKPLACE HEALTH & SAFETY	FUEL PURCHASE	66.49	
	28/11/2024	COORDINATOR WORKPLACE HEALTH & SAFETY	FUEL PURCHASE	84.78	
	30/11/2024	COORDINATOR WORKPLACE HEALTH & SAFETY	MANAGEMENT FEE	4.00	
	07/11/2024	COORDINATOR TRANSPORT & ASSETS	ROADSIDE ASSIST	6.88	
	30/11/2024	COORDINATOR TRANSPORT & ASSETS	MANAGEMENT FEE	4.00	
	10/11/2024	CHIEF OPERATING OFFICER (COO)	ROADSIDE ASSIST	6.88	
	30/11/2024	CHIEF OPERATING OFFICER (COO)	MANAGEMENT FEE	4.00	
	30/11/2024	RED HILL MINOR PLANT	MANAGEMENT FEE	4.00	
	31/10/2024	WASTE ENVIRONMENT - POOL VEHICLE	FUEL PURCHASE	112.48	
	10/11/2024	WASTE ENVIRONMENT - POOL VEHICLE	ROADSIDE ASSIST	9.08	
	15/11/2024	WASTE ENVIRONMENT - POOL VEHICLE	FUEL PURCHASE	123.05	
	30/11/2024	WASTE ENVIRONMENT - POOL VEHICLE	MANAGEMENT FEE	4.00	
	04/11/2024	CHIEF FINANCIAL OFFICER (CFO)	FUEL PURCHASE	96.30	
	16/11/2024	CHIEF FINANCIAL OFFICER (CFO)	FUEL PURCHASE	99.78	
	24/11/2024	CHIEF FINANCIAL OFFICER (CFO)	FUEL PURCHASE	92.35	
	30/11/2024	CHIEF FINANCIAL OFFICER (CFO)	MANAGEMENT FEE	4.00	
	30/11/2024	TEAM LEADER COLLECTIONS	MANAGEMENT FEE	4.00	
	30/11/2024	MANAGER OPERATIONS	MANAGEMENT FEE	4.00	
	30/11/2024	HEAVY DUTY MECHANIC	MANAGEMENT FEE	4.00	
EFT59408	10/01/2025	WEX MOTORPASS			1,939.56
	10/12/2024	POOL VEHICLE - SPORTWAGON	ROADSIDE ASSIST	9.08	
	31/12/2024	POOL VEHICLE - SPORTWAGON	MANAGEMENT FEE	4.00	
	02/12/2024	SITE SUPERVISOR	ROADSIDE ASSIST	9.08	
	03/12/2024	SITE SUPERVISOR	FUEL PURCHASE	132.37	
	11/12/2024	SITE SUPERVISOR	FUEL PURCHASE	118.64	
	24/12/2024	SITE SUPERVISOR	FUEL PURCHASE	122.67	
	31/12/2024	SITE SUPERVISOR	MANAGEMENT FEE	4.00	
	01/12/2024	POOL VEHICLE - TOYOTA COROLLA	ROADSIDE ASSIST	9.08	
	31/12/2024	POOL VEHICLE - TOYOTA COROLLA	MANAGEMENT FEE	4.00	
	09/12/2024	POOL VEHICLE - IT TEAM	ROADSIDE ASSIST	6.88	
	10/12/2024	POOL VEHICLE - IT TEAM	FUEL PURCHASE	45.44	
	31/12/2024	POOL VEHICLE - IT TEAM	MANAGEMENT FEE	4.00	
	10/12/2024	COORDINATOR SALES AND MARKETING	ROADSIDE ASSIST	6.88	
	31/12/2024	COORDINATOR SALES AND MARKETING	MANAGEMENT FEE	4.00	
	30/11/2024	HAZELMERE POOL VEHICLE	ROADSIDE ASSIST	6.88	
	30/11/2024	HAZELMERE POOL VEHICLE	ROADSIDE ASSIST	6.88	
	31/12/2024	HAZELMERE POOL VEHICLE	MANAGEMENT FEE	4.00	
	09/12/2024	HAZELMERE MINOR PLANT	FUEL PURCHASE	65.99	
	31/12/2024	HAZELMERE MINOR PLANT	MANAGEMENT FEE	4.00	
	31/12/2024	QUALITY PROCESS OFFICER/TEAM LEADER	MANAGEMENT FEE	4.00	
	10/12/2024	MANAGER RED HILL WASTE MANAGEMENT FACILITY	ROADSIDE ASSIST	6.88	
	31/12/2024	MANAGER RED HILL WASTE MANAGEMENT FACILITY	MANAGEMENT FEE	4.00	
	10/12/2024	SITE SUPERVISOR - HZ AND BW	ROADSIDE ASSIST	6.88	



Eastern Metropolitan Regional Council

PURCHASING CARDS AND CREDIT CARDS PAYMENTS LIST
FOR THE MONTHS OF NOVEMBER 2024 TO JANUARY 2025

Cheque / EFT No	Date	Payee		Amount	EFT Amount
	31/12/2024	SITE SUPERVISOR - HZ AND BW	MANAGEMENT FEE	4.00	
	10/12/2024	LANDFILL SITE SUPERVISOR	ROADSIDE ASSIST	6.88	
	31/12/2024	LANDFILL SITE SUPERVISOR	MANAGEMENT FEE	4.00	
	10/12/2024	WASTE ENVIRONMENT - POOL VEHICLE	ROADSIDE ASSIST	9.08	
	31/12/2024	WASTE ENVIRONMENT - POOL VEHICLE	MANAGEMENT FEE	4.00	
	09/12/2024	SALES AND MARKETING REPRESENTATIVE 2	FUEL PURCHASE	75.45	
	24/12/2024	SALES AND MARKETING REPRESENTATIVE 2	ROADSIDE ASSIST	9.08	
	31/12/2024	SALES AND MARKETING REPRESENTATIVE 2	MANAGEMENT FEE	4.00	
	29/11/2024	SALES AND MARKETING REPRESENTATIVE 1	FUEL PURCHASE	93.04	
	09/12/2024	SALES AND MARKETING REPRESENTATIVE 1	FUEL PURCHASE	80.71	
	21/12/2024	SALES AND MARKETING REPRESENTATIVE 1	ROADSIDE ASSIST	6.88	
	24/12/2024	SALES AND MARKETING REPRESENTATIVE 1	FUEL PURCHASE	76.22	
	31/12/2024	SALES AND MARKETING REPRESENTATIVE 1	MANAGEMENT FEE	4.00	
	10/12/2024	MANAGER ENGINEERING	ROADSIDE ASSIST	6.88	
	31/12/2024	MANAGER ENGINEERING	MANAGEMENT FEE	4.00	
	10/12/2024	HEAVY DUTY MECHANIC	ROADSIDE ASSIST	9.08	
	31/12/2024	HEAVY DUTY MECHANIC	MANAGEMENT FEE	4.00	
	05/12/2024	WOOD WASTE TO ENERGY TEAM	ROADSIDE ASSIST	9.08	
	31/12/2024	WOOD WASTE TO ENERGY TEAM	MANAGEMENT FEE	4.00	
	10/12/2024	SITE ENGINEER	ROADSIDE ASSIST	6.88	
	31/12/2024	SITE ENGINEER	MANAGEMENT FEE	4.00	
	09/12/2024	COORDINATOR WORKPLACE HEALTH & SAFETY	FUEL PURCHASE	77.84	
	10/12/2024	COORDINATOR WORKPLACE HEALTH & SAFETY	ROADSIDE ASSIST	6.88	
	18/12/2024	COORDINATOR WORKPLACE HEALTH & SAFETY	FUEL PURCHASE	88.41	
	31/12/2024	COORDINATOR WORKPLACE HEALTH & SAFETY	MANAGEMENT FEE	4.00	
	07/12/2024	COORDINATOR TRANSPORT & ASSETS	ROADSIDE ASSIST	6.88	
	31/12/2024	COORDINATOR TRANSPORT & ASSETS	MANAGEMENT FEE	4.00	
	07/12/2024	CHIEF OPERATING OFFICER (COO)	FUEL PURCHASE	143.42	
	10/12/2024	CHIEF OPERATING OFFICER (COO)	ROADSIDE ASSIST	6.88	
	31/12/2024	CHIEF OPERATING OFFICER (COO)	MANAGEMENT FEE	4.00	
	31/12/2024	RED HILL MINOR PLANT	MANAGEMENT FEE	4.00	
	29/11/2024	WASTE ENVIRONMENT - POOL VEHICLE	FUEL PURCHASE	91.27	
	10/12/2024	WASTE ENVIRONMENT - POOL VEHICLE	ROADSIDE ASSIST	9.08	
	31/12/2024	WASTE ENVIRONMENT - POOL VEHICLE	MANAGEMENT FEE	4.00	
	01/12/2024	CHIEF FINANCIAL OFFICER (CFO)	FUEL PURCHASE	83.44	
	08/12/2024	CHIEF FINANCIAL OFFICER (CFO)	FUEL PURCHASE	96.37	
	16/12/2024	CHIEF FINANCIAL OFFICER (CFO)	FUEL PURCHASE	99.11	
	24/12/2024	CHIEF FINANCIAL OFFICER (CFO)	FUEL PURCHASE	76.77	
	31/12/2024	CHIEF FINANCIAL OFFICER (CFO)	MANAGEMENT FEE	4.00	
	31/12/2024	TEAM LEADER COLLECTIONS	MANAGEMENT FEE	4.00	
	30/11/2024	MANAGER OPERATIONS	FUEL PURCHASE	102.32	
	31/12/2024	MANAGER OPERATIONS	MANAGEMENT FEE	4.00	
	31/12/2024	HEAVY DUTY MECHANIC	MANAGEMENT FEE	4.00	
2748	15/11/2024	WBC - CORPORATE MASTERCARD - AARON BLAIR			452.89
	02/10/2024	ANACONDA MIDLAND	OFFICE SUPPLIES	167.95	
	07/10/2024	WOOLWORTHS	STAFF AMENITIES AND OFFICE SUPPLIES	196.99	



Eastern Metropolitan Regional Council
PURCHASING CARDS AND CREDIT CARDS PAYMENTS LIST
FOR THE MONTHS OF NOVEMBER 2024 TO JANUARY 2025

Cheque / EFT No	Date	Payee		Amount	EFT Amount
2749	07/10/2024	SUPER CHEAP AUO	OFFICE SUPPLIES	63.97	
	11/10/2024	ANACONDA MIDLAND	OFFICE SUPPLIES	23.98	
	15/11/2024	WBC - CORPORATE MASTERCARD - ANH VO			1,414.92
	03/10/2024	AUTOMASTERS BELMONT	VEHICLE MAINTENANCE	50.00	
	04/10/2024	ST JOHN AMBULANCE	STAFF TRAINING	170.00	
	05/10/2024	WOOLWORTHS	STAFF AMENITIES	15.59	
	05/10/2024	LQM PTY LTD	STAFF AMENITIES	95.55	
	05/10/2024	LQM PTY LTD	STAFF AMENITIES	44.96	
	07/10/2024	THE NEW BENARA FRESH	STAFF AMENITIES	13.98	
	07/10/2024	COLES	STAFF AMENITIES	20.74	
	08/10/2024	BOB JANE BELMONT	VEHICLE TYRES	556.00	
	10/10/2024	COSTCO WHOLESALE	OFFICE SUPPLIES	25.99	
	12/10/2024	THE NEW BENARA FRESH	STAFF AMENITIES	6.99	
	13/10/2024	LQM PTY LTD	STAFF AMENITIES	149.28	
	20/10/2024	MCQ INTERNATIONAL	STAFF AMENITIES	111.70	
	26/10/2024	WOOLWORTHS	STAFF AMENITIES	8.58	
	26/10/2024	THE NEW BENARA FRESH	STAFF AMENITIES	48.31	
	26/10/2024	LQM PTY LTD	STAFF AMENITIES	97.25	
2750	15/11/2024	WBC - CORPORATE MASTERCARD - ANNETTE NORTH			2,266.85
	16/10/2024	LINKEDIN	SUBSCRIPTIONS	599.89	
	15/10/2024	COLES	STAFF CATERING	44.70	
	16/10/2024	WESTCOAST SUSPENSION	TRUCK MAINTENANCE	719.40	
	16/10/2024	WESTCOAST SUSPENSION	TRUCK MAINTENANCE	180.40	
	16/10/2024	TATHYA PTY LTD	STAFF CATERING	48.51	
	23/10/2024	MOTION FLUID POWER	PLANT MAINTENANCE	673.95	
2751	15/11/2024	WBC - CORPORATE MASTERCARD - CARMEN EVE SADLEIR			224.00
	14/10/2024	ENVIRO & ECO SAFE PEST LANDSDALE	PEST CONTROL	224.00	
2752	15/11/2024	WBC - CORPORATE MASTERCARD - DAVID SCHMIDT			1,597.43
	03/10/2024	ZOOM	SUBSCRIPTIONS	57.68	
	13/10/2024	AMAZON	BATTERIES	68.62	
	18/10/2024	OPTUS BILLING	MOBILE BROADBAND	89.00	
	21/10/2024	MSY CORPORATION	LAPTOP POWER ADAPTOR	247.21	
	27/10/2024	STARLINK INTERNET	INTERNET	278.00	
	29/10/2024	DELL AUSTRALIA	MONITOR	826.64	
	01/11/2024	EXETEL PTY LTD	MONTHLY BROADBAND CHARGES	30.28	
2753	15/11/2024	WBC - CORPORATE MASTERCARD - ESTHER DELLA FAVORY			1,320.74
	02/10/2024	WSCAUSTRALIA	STAFF TRAINING	200.00	
	14/10/2024	BUNNINGS GROUP LTD	TOOLS	169.99	
	15/10/2024	AUSTRALIAN VENUE	DEPOSIT FOR AN EVENT	909.90	
	16/10/2024	WOOLWORTHS	CATERING FOR TOURS	40.85	
2754	15/11/2024	WBC - CORPORATE MASTERCARD - GANGA DEVI			370.08
	14/10/2024	WOOLWORTHS	STAFF AMENITIES	370.08	
2755	15/11/2024	WBC - CORPORATE MASTERCARD - MARCUS GEISLER			237.52
	15/10/2024	POST RESTAURANTS	STAFF RECOGNITION	237.52	
2756	15/11/2024	WBC - CORPORATE MASTERCARD - T BEINHAUER			1,295.16
	09/10/2024	COLES	STAFF AMENITIES AND OFFICE SUPPLIES	67.15	



Eastern Metropolitan Regional Council
PURCHASING CARDS AND CREDIT CARDS PAYMENTS LIST
FOR THE MONTHS OF NOVEMBER 2024 TO JANUARY 2025

Cheque / EFT No	Date	Payee		Amount	EFT Amount
2757	09/10/2024	AGPARTS WAREHOUSE	TOOLS	55.00	
	15/10/2024	METTAMS VEHICLE	PLANT MAINTENANCE	178.20	
	15/10/2024	COLES	STAFF AMENITIES AND OFFICE SUPPLIES	116.63	
	22/10/2024	KMART	OFFICE SUPPLIES	43.50	
	22/10/2024	COLES	STAFF AMENITIES AND OFFICE SUPPLIES	100.93	
	22/10/2024	ALDI STORES	STAFF AMENITIES	31.75	
	29/10/2024	COUPLERS PTY LTD	SUPPLIES	130.61	
	30/10/2024	COPAK	FOGO SUPPLIES	449.50	
	31/10/2024	COLES	STAFF AMENITIES AND OFFICE SUPPLIES	121.89	
	15/11/2024	WBC - CORPORATE MASTERCARD - T ECKSTEIN			1,907.29
	03/10/2024	SUBWAY ASCOT	CATERING FOR MEETING	202.60	
	08/10/2024	BABYGIFTBOX	BABY GIFT FOR STAFF	139.00	
	10/10/2024	WOOLWORTHS	STAFF RECOGNITION	100.00	
	11/10/2024	SUBWAY ASCOT	CATERING FOR MEETING	272.05	
	11/10/2024	SUBWAY ASCOT	CATERING FOR MEETING	142.22	
	17/10/2024	SUBWAY ASCOT	CATERING FOR MEETING	24.28	
	23/10/2024	BUNNINGS	STAFF FAREWELL	100.00	
	24/10/2024	BELVIDERE NEWSAGENCY	STAFF FAREWELL	6.19	
	24/10/2024	COSTCO WHOLESALE	STAFF FAREWELL AFTERNOON TEA	478.85	
	24/10/2024	BUNNINGS	STAFF FAREWELL	200.00	
	28/10/2024	WOOLWORTHS	STAFF MORNING TEA	100.10	
2758	31/10/2024	DOMINOS ESTORE BELMONT	STAFF CATERING	142.00	
	15/11/2024	WBC - CORPORATE MASTERCARD - W HARRIS			445.32
	02/10/2024	WANEWS	MONTHLY SUBSCRIPTION	32.00	
	15/10/2024	FAIRFAX SUBSCRIPTION	MONTHLY SUBSCRIPTION	64.99	
	15/10/2024	MAILCHIMP	MONTHLY SUBSCRIPTION	97.33	
	30/10/2024	WANEWS	MONTHLY SUBSCRIPTION	32.00	
2759	01/11/2024	GETTHEWORDOUT	MEDIA RELEASE ADVERTISING	219.00	
	15/11/2024	WBC - CORPORATE MASTERCARD - Z WILLIAMSON			2,067.60
	01/10/2024	EZI* EUREKA 4WD	STAFF TRAINING	536.00	
	21/10/2024	WOOLWORTHS	STAFF AMENITIES AND OFFICE SUPPLIES	237.58	
	28/10/2024	WOOLWORTHS	STAFF AMENITIES AND OFFICE SUPPLIES	214.02	
	30/10/2024	PRSECTORS PATCH	RADIO KIT	1,080.00	
2770	16/12/2024	WBC - CORPORATE MASTERCARD - A PATEL			31.00
	06/11/2024	REPCO	TOOLS	31.00	
2771	16/12/2024	WBC - CORPORATE MASTERCARD - AARON BLAIR			339.02
	05/11/2024	LUNCH AT SUE	STAFF CATERING	30.00	
	06/11/2024	GEOFFREY W WATSON	STAFF CATERING	225.50	
	18/11/2024	TWW MIDLAND	SAFETY WEAR	70.32	
	22/11/2024	BUNNINGS	SUPPLIES	13.20	
2772	16/12/2024	WBC - CORPORATE MASTERCARD - ANH VO			2,184.80
	04/11/2024	FIVE SEASONS	STAFF AMENITIES	57.61	
	04/11/2024	WOOLWORTHS	STAFF AMENITIES	7.00	
	04/11/2024	THE NEW BENARA FRESH F	STAFF AMENITIES	21.81	
	04/11/2024	LQM PTY LTD	STAFF AMENITIES	33.48	
	04/11/2024	M&WA PTY LTD	STAFF AMENITIES	46.88	



Eastern Metropolitan Regional Council
PURCHASING CARDS AND CREDIT CARDS PAYMENTS LIST
FOR THE MONTHS OF NOVEMBER 2024 TO JANUARY 2025

Cheque / EFT No	Date	Payee		Amount	EFT Amount
	11/11/2024	SPUD SHED	STAFF AMENITIES	38.94	
	11/11/2024	FIVE SEASONS	STAFF AMENITIES	81.34	
	12/11/2024	LQM PTY LTD	STAFF AMENITIES	50.73	
	12/11/2024	LQM PTY LTD	STAFF AMENITIES	51.48	
	12/11/2024	SPUD SHED	STAFF AMENITIES	35.96	
	18/11/2024	FIVE SEASONS	STAFF AMENITIES	104.43	
	19/11/2024	MCQ INTERNATIONAL FQPS MALAGA	STAFF AMENITIES	20.94	
	19/11/2024	COLES	STAFF RECOGNITION	300.00	
	19/11/2024	WOOLWORTHS	STAFF RECOGNITION	500.00	
	20/11/2024	ANGUS & COOTE	STAFF RECOGNITION	500.00	
	25/11/2024	SPUD SHED	STAFF AMENITIES	65.89	
	25/11/2024	COLES	STAFF AMENITIES	16.95	
	25/11/2024	FIVE SEASONS	STAFF AMENITIES	76.13	
	02/12/2024	COLES	STAFF AMENITIES	20.62	
	02/12/2024	FIVE SEASONS	STAFF AMENITIES	98.11	
	02/12/2024	SPUD SHED	STAFF AMENITIES	56.50	
2773	16/12/2024	WBC - CORPORATE MASTERCARD - ANNETTE NORTH			1,167.88
	11/11/2024	WOOLWORTHS	STAFF AMENITIES	213.93	
	18/11/2024	WOOLWORTHS	STAFF CATERING	214.35	
	19/11/2024	LANDGATE	MAP	14.60	
	26/11/2024	DMIRS EAST PERTH	REGISTRATION	725.00	
2774	16/12/2024	WBC - CORPORATE MASTERCARD - CARMEN EVE SADLEIR			36.75
	07/11/2024	WOOLWORTHS	STAFF CATERING	36.75	
2775	16/12/2024	WBC - CORPORATE MASTERCARD - DAVID SCHMIDT			1,444.69
	04/11/2024	ZOOM	SUBSCRIPTIONS	57.68	
	04/11/2024	SMS BROADCAST	SMS CREDITS	38.89	
	11/11/2024	OTTER	SUBSCRIPTIONS	376.31	
	18/11/2024	OPTUS BILLING	MOBILE BROADBAND	89.00	
	19/11/2024	OTTER	SUBSCRIPTIONS	376.53	
	19/11/2024	AMZNPRIMEAU MEMBERSHIP	SUBSCRIPTIONS	79.00	
	27/11/2024	STARLINK INTERNET	INTERNET	278.00	
	02/12/2024	AMAZON MARKETPLACE	IT SUPPLIES	119.00	
	02/12/2024	EXETEL PTY LTD	MONTHLY BROADBAND CHARGES	30.28	
2776	16/12/2024	WBC - CORPORATE MASTERCARD - ESTHER DELLA FAVORY			82.73
	04/11/2024	WOOLWORTHS	CATERING FOR EVENT	25.93	
	04/11/2024	LAST CRUMB CAKE CO	CATERING FOR EVENT	40.80	
	22/11/2024	SQ *CARLISLE BAKEHOUSE	CATERING FOR EVENT	16.00	
2777	16/12/2024	WBC - CORPORATE MASTERCARD - H LIEW			17.00
	20/11/2024	WILSON PARKING	PARKING	17.00	
2778	16/12/2024	WBC - CORPORATE MASTERCARD - SINEAD O'NEILL			917.30
	06/11/2024	GEOFFREY W WATSON	STAFF CATERING	225.50	
	06/11/2024	COLES	STAFF AMENITIES AND OFFICE SUPPLIES	131.82	
	07/11/2024	THE REJECT SHOP	STAFF FAREWELL CARD	2.00	
	13/11/2024	COLES	STAFF AMENITIES AND OFFICE SUPPLIES	254.53	
	28/11/2024	BUNNINGS	SAFETY CONES	303.45	
2779	16/12/2024	WBC - CORPORATE MASTERCARD - T BEINHAEUER			370.12



Eastern Metropolitan Regional Council
PURCHASING CARDS AND CREDIT CARDS PAYMENTS LIST
FOR THE MONTHS OF NOVEMBER 2024 TO JANUARY 2025

Cheque / EFT No	Date	Payee		Amount	EFT Amount
2780	04/11/2024	BUNNINGS	SUPPLIES	86.50	
	19/11/2024	COLES	STAFF AMENITIES AND GIFT VOUCHER FOR STAFF	166.67	
	22/11/2024	DUANE JACKSON	STAFF RECOGNITION	106.00	
	25/11/2024	POST SWAN VIEW	POST	10.95	
	16/12/2024	WBC - CORPORATE MASTERCARD - T ECKSTEIN			876.29
	05/11/2024	SUBWAY ASCOT	CATERING	73.50	
	05/11/2024	GEORG JENSEN	STAFF RECOGNITION	300.00	
	06/11/2024	COLES	STAFF RECOGNITION	100.00	
	06/11/2024	OFFICEWORKS	OFFICE SUPPLIES	229.37	
	11/11/2024	SP LVLY	FLOWER FOR STAFF	132.95	
2781	02/12/2024	OFFICEWORKS	OFFICE SUPPLIES	40.47	
	16/12/2024	WBC - CORPORATE MASTERCARD - W HARRIS			1,536.65
	07/11/2024	WALGA EVENTS	CONFERENCE	380.00	
	12/11/2024	CPP COUNCIL HOUSE	PARKING	18.17	
	14/11/2024	CLOTHING STEWARDSHIP	MEMBERSHIP	760.72	
	15/11/2024	FAIRFAX SUBSCRIPTION	MONTHLY SUBSCRIPTION	64.99	
	18/11/2024	MAILCHIMP	MONTHLY SUBSCRIPTION	99.47	
	19/11/2024	EXPRESS ONLINE TRAINING	STAFF TRAINING	35.50	
	21/11/2024	NTH METROPOLITAN TAFE	STAFF COURSE	388.80	
	28/11/2024	WANEWS	MONTHLY SUBSCRIPTION	32.00	
2782	29/11/2024	NTH METROPOLITAN TAFE	REFUND FROM 21/11/2024	-243.00	
	16/12/2024	WBC - CORPORATE MASTERCARD - Z WILLIAMSON			1,171.09
	04/11/2024	WOOLWORTHS	STAFF AMENITIES AND OFFICE SUPPLIES	246.33	
	05/11/2024	WOOLWORTHS	STAFF AMENITIES AND OFFICE SUPPLIES	33.90	
	18/11/2024	WOOLWORTHS	STAFF AMENITIES AND OFFICE SUPPLIES	325.78	
	25/11/2024	WOOLWORTHS	STAFF AMENITIES AND OFFICE SUPPLIES	317.89	
	02/12/2024	WOOLWORTHS	STAFF AMENITIES AND OFFICE SUPPLIES	247.19	
2801	14/01/2025	WBC - CORPORATE MASTERCARD - A PATEL			17.00
	02/01/2025	CARD FEE	CARD FEE	17.00	
2802	14/01/2025	WBC - CORPORATE MASTERCARD - AARON BLAIR			1,466.02
	06/12/2024	WESTCOAST SUSPENSION	PLANT MAINTENANCE	894.30	
	09/12/2024	WOOLWORTHS	STAFF AMENITIES	199.21	
	12/12/2024	BARBEQUES GALORE	BBQ GAS BOTTLE	64.95	
	23/12/2024	WATERHALL	STAFF CATERING	48.73	
	23/12/2024	WATERHALL	STAFF CATERING	65.94	
	23/12/2024	BUNNINGS	WATER METER	61.98	
	24/12/2024	EXPRESSPRI	OFFICE SUPPLIES	133.89	
	24/12/2024	BUNNINGS	WATER METER REFUND	-61.98	
	30/12/2024	KMART	OFFICE SUPPLIES	42.00	
2803	02/01/2025	CARD FEE	CARD FEE	17.00	
	14/01/2025	WBC - CORPORATE MASTERCARD - ANH VO			3,805.54
	02/12/2024	SP NUTRITION WAREHOUSE UPPER COOMERA	GIFT CARD STAFF RECOGNITION	100.00	
	02/12/2024	UNIFIEDINC	GIFT CARD STAFF RECOGNITION	203.50	
	02/12/2024	MCQ SUPERMARKET	KITCHEN SUPPLIES	129.96	
	02/12/2024	MCQ SUPERMARKET	STAFF AMENITIES	17.97	
	02/12/2024	SPUD SHED	STAFF AMENITIES	14.97	



Eastern Metropolitan Regional Council

PURCHASING CARDS AND CREDIT CARDS PAYMENTS LIST
FOR THE MONTHS OF NOVEMBER 2024 TO JANUARY 2025

Cheque / EFT No	Date	Payee		Amount	EFT Amount
	04/12/2024	MCQ SUPERMARKET	STAFF AMENITIES	16.86	
	06/12/2024	FIVE SEASONS	STAFF AMENITIES	121.27	
	06/12/2024	SPUD SHED	STAFF AMENITIES	11.97	
	10/12/2024	DEPARTMENT OF TRANSPORT	REGISTRATION	20.40	
	10/12/2024	DEPARTMENT OF TRANSPORT	REGISTRATION	221.30	
	12/12/2024	ST JOHN AMBULANCE	FIRST AID KIT	110.00	
	13/12/2024	FIVE SEASONS	STAFF AMENITIES	54.22	
	14/12/2024	WOOLWORTHS	STAFF AMENITIES	11.00	
	15/12/2024	M&WA PTY LTD	STAFF AMENITIES	19.45	
	13/12/2024	CHEMIST WAREHOUSE	STAFF AMENITIES	81.44	
	17/12/2024	MYO* WESTERN ROADTRAIN	STAFF TRAINING	2,647.05	
	23/12/2024	M&WA PTY LTD	STAFF AMENITIES	7.18	
	02/01/2025	CARD FEE	CARD FEE	17.00	
2804	14/01/2025	WBC - CORPORATE MASTERCARD - ANNETTE NORTH			547.13
	10/12/2024	RAPID GLOBAL	KEY CUT	33.00	
	16/12/2024	WOOLWORTHS	STAFF AMENITIES AND OFFICE SUPPLIES	371.82	
	23/12/2024	WOOLWORTHS	STAFF AMENITIES	125.31	
	02/01/2025	CARD FEE	CARD FEE	17.00	
2805	14/01/2025	WBC - CORPORATE MASTERCARD - CARMEN EVE SADLEIR			44.22
	10/12/2024	PROGRESSIVE TRADING	STAFF CATERING	27.22	
	02/01/2025	CARD FEE	CARD FEE	17.00	
2806	14/01/2025	WBC - CORPORATE MASTERCARD - DAVID SCHMIDT			892.50
	02/12/2024	OFFICEWORKS	OFFICE SUPPLIES	255.55	
	03/12/2024	ZOOM	SUBSCRIPTIONS	57.68	
	04/12/2024	CANVA	SUBSCRIPTIONS	164.99	
	17/12/2024	OPTUS BILLING	MOBILE BROADBAND	89.00	
	26/12/2024	STARLINK INTERNET	INTERNET	278.00	
	02/01/2025	EXETEL PTY LTD	MONTHLY BROADBAND CHARGES	30.28	
	02/01/2025	CARD FEE	CARD FEE	17.00	
2807	14/01/2025	WBC - CORPORATE MASTERCARD - ESTHER DELLA FAVORY			128.24
	04/12/2024	CPP ELDER STREET	PARKING	18.17	
	05/12/2024	CHARLIES FRESH FOOD	MEETING CATERING	25.87	
	05/12/2024	BUNNINGS	MATERIALS	16.74	
	16/12/2024	CHARLIES FRESH FOOD	MEETING CATERING	21.86	
	16/12/2024	DANISH PATISSERIE	MEETING CATERING	28.60	
	02/01/2025	CARD FEE	CARD FEE	17.00	
2808	14/01/2025	WBC - CORPORATE MASTERCARD - GANGA DEVI			17.00
	02/01/2025	CARD FEE	CARD FEE	17.00	
2809	14/01/2025	WBC - CORPORATE MASTERCARD - H LIEW			1,927.90
	06/12/2024	COOGEE BOATHOUSE	CATERING	25.92	
	06/12/2024	THE COOGEE BOATHOUSE	CATERING	198.32	
	11/12/2024	COLES	STAFF CATERING	49.00	
	12/12/2024	CROWN PERTH	ELT MEETING	167.50	
	12/12/2024	CROWN PERTH	ELT MEETING	22.00	
	12/12/2024	BURSWOOD NOMINEES	ELT MEETING	30.12	
	13/12/2024	PERTH CITY PRESTIGE	CAR SERVICE	443.00	



Eastern Metropolitan Regional Council
PURCHASING CARDS AND CREDIT CARDS PAYMENTS LIST
FOR THE MONTHS OF NOVEMBER 2024 TO JANUARY 2025

Cheque / EFT No	Date	Payee	Amount	EFT Amount
2810	16/12/2024	CPA AUSTRALIA	MEMBERSHIP	877.04
	21/12/2024	CHEZ JEAN	STAFF CATERING	98.00
	02/01/2025	CARD FEE	CARD FEE	17.00
	14/01/2025	WBC - CORPORATE MASTERCARD - K NAKHONTHAT		1,771.08
	16/12/2024	CPA AUSTRALIA	MEMBERSHIP	877.04
2811	16/12/2024	CPA AUSTRALIA	MEMBERSHIP	877.04
	02/01/2025	CARD FEE	CARD FEE	17.00
	14/01/2025	WBC - CORPORATE MASTERCARD - MARCUS GEISLER		17.00
2812	02/01/2025	CARD FEE	CARD FEE	17.00
	14/01/2025	WBC - CORPORATE MASTERCARD - S FITZPATRICK		17.00
	02/01/2025	CARD FEE	CARD FEE	17.00
2813	14/01/2025	WBC - CORPORATE MASTERCARD - SINEAD O'NEILL		212.82
	23/12/2024	WOOLWORTHS	STAFF AMENITIES AND OFFICE SUPPLIES	96.19
	23/12/2024	WOOLWORTHS	STAFF AMENITIES AND OFFICE SUPPLIES	21.64
	24/12/2024	BUNNINGS	SUPPLIES	77.99
	02/01/2025	CARD FEE	CARD FEE	17.00
2814	14/01/2025	WBC - CORPORATE MASTERCARD - T BEINHAUER		145.61
	02/01/2025	COLES	STAFF AMENITIES AND OFFICE SUPPLIES	128.61
	02/01/2025	CARD FEE	CARD FEE	17.00
2815	14/01/2025	WBC - CORPORATE MASTERCARD - T ECKSTEIN		1,545.78
	04/12/2024	THE FLOWER COMPANY	FLOWER FOR STAFF	132.95
	04/12/2024	WWW.BLOOMEX.COM.AU	FLOWER FOR STAFF	101.72
	04/12/2024	THE FLOWER COMPANY	REFUND - FLOWER FOR STAFF	-132.95
	05/12/2024	SUBWAY ASCOT	CATERING	74.18
	06/12/2024	BIG W	TEAM AWARD	86.30
	06/12/2024	WOOLWORTHS	TEAM AWARD	140.00
	06/12/2024	COLES	TEAM AWARD	1,000.00
	23/12/2024	OFFICEWORKS	OFFICE SUPPLIES	21.98
	23/12/2024	WOOLWORTHS	STAFF CATERING	104.60
2816	02/01/2025	CARD FEE	CARD FEE	17.00
	14/01/2025	WBC - CORPORATE MASTERCARD - W HARRIS		228.80
	04/12/2024	CPP	PARKING	12.12
	15/12/2024	FAIRFAX SUBSCRIPTION	MONTHLY SUBSCRIPTION	64.99
	15/12/2024	MAILCHIMP	MONTHLY SUBSCRIPTION	102.69
2817	26/12/2024	WANEWS	MONTHLY SUBSCRIPTION	32.00
	02/01/2025	CARD FEE	CARD FEE	17.00
	14/01/2025	WBC - CORPORATE MASTERCARD - Z WILLIAMSON		1,744.73
	03/12/2024	COLES	STAFF CATERING	66.00
	03/12/2024	THE REJECT SHOP	STAFF CATERING	39.25
	05/12/2024	SADLEIRS	BULK BAGS	992.22
	08/12/2024	BUNNINGS	OFFICE SUPPLIES	38.95
	13/12/2024	THE REJECT SHOP	CHRISTMAS SUPPLIES	53.00
	27/12/2024	SEC* ERGOLINK	OFFICE SUPPLIES	426.50
	30/12/2024	WOOLWORTHS	STAFF AMENITIES	111.81
	02/01/2025	CARD FEE	CARD FEE	17.00
	TOTAL			48,067.28

14.2 FINANCIAL REPORT FOR THE PERIOD ENDING 30 NOVEMBER 2024

D2025/03193

PURPOSE OF REPORT

The purpose of this report is to provide Council with an overview of the EMRC's financial performance for the period ended 30 November 2024.

KEY POINT(S)

- Significant year to date budget variances greater than 10% or \$20,000, whichever is the greater, within each nature and type category on the Statement of Comprehensive Income as of 30 November 2024 have been identified and are reported on in the body of the report.
- The Financial Reports are unaudited and may be subject to amendment as a result of any audit adjustments.

RECOMMENDATION(S)

That Council receives the Statement of Comprehensive Income, Capital Expenditure Statement, Statement of Financial Position, Statement of Cash and Investments, Statement of Financial Activity and the Investment Report for the period ended 30 November 2024.

SOURCE OF REPORT

Chief Financial Officer

BACKGROUND

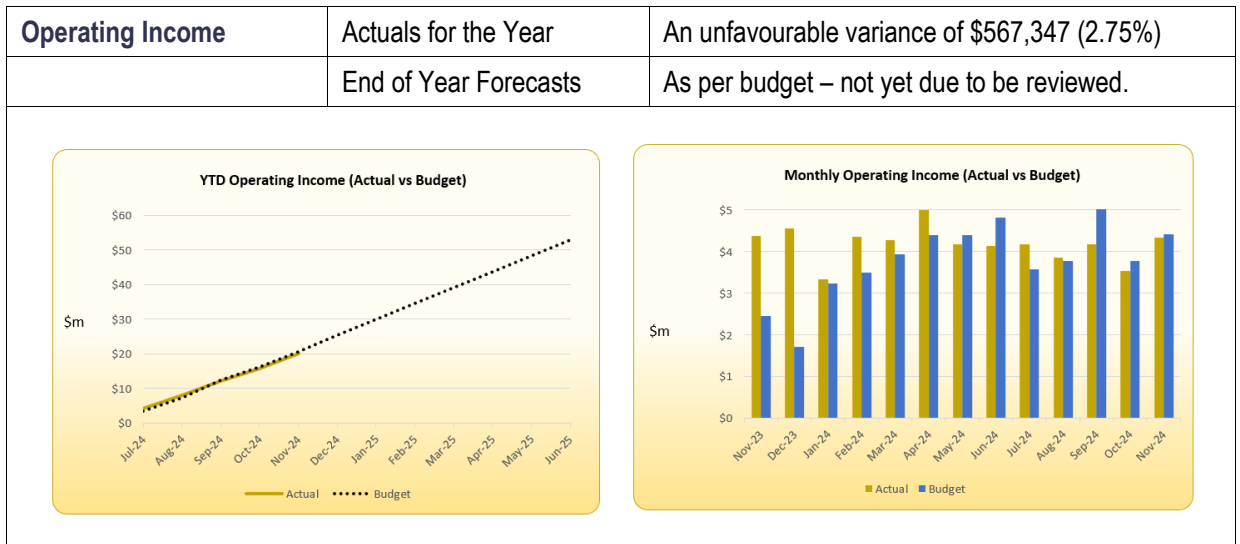
- 1 It is a requirement of the *Local Government (Financial Management) Regulations 1996* (r.34) that a Local Government is to prepare and present to Council financial reports in such a form as the Local Government considers to be appropriate.
- 2 Submitted to each meeting of Council is a financial report and summaries which provide an overview of the year to date budget performance for operating activities and capital works. Variances greater than 10% or \$20,000, whichever is the greater, within each nature and type category on the Statement of Comprehensive Income are reported on in the body of the report. Also included are end of year forecasts by nature and type for operating activities and end of year forecasts for each capital works project. These forecasts are reviewed regularly in order to provide an accurate forecast of the end of year result.

REPORT

- 3 Outlined below are financial statements for the period ended 30 November 2024. Where possible the year to date monthly budget allocations will be reviewed in order to match the appropriate timing for the various projects budgeted to be undertaken. This will provide a better comparison between the year to date actual and year to date budget figures.

Statement of Comprehensive Income - Nature and Type (refer Attachment 1)

- 4 The net operating result as of 30 November 2024 is a favourable variance of \$232,339 (5.37%) against budget. The following information is provided on key aspects of Council's year to date financial performance:



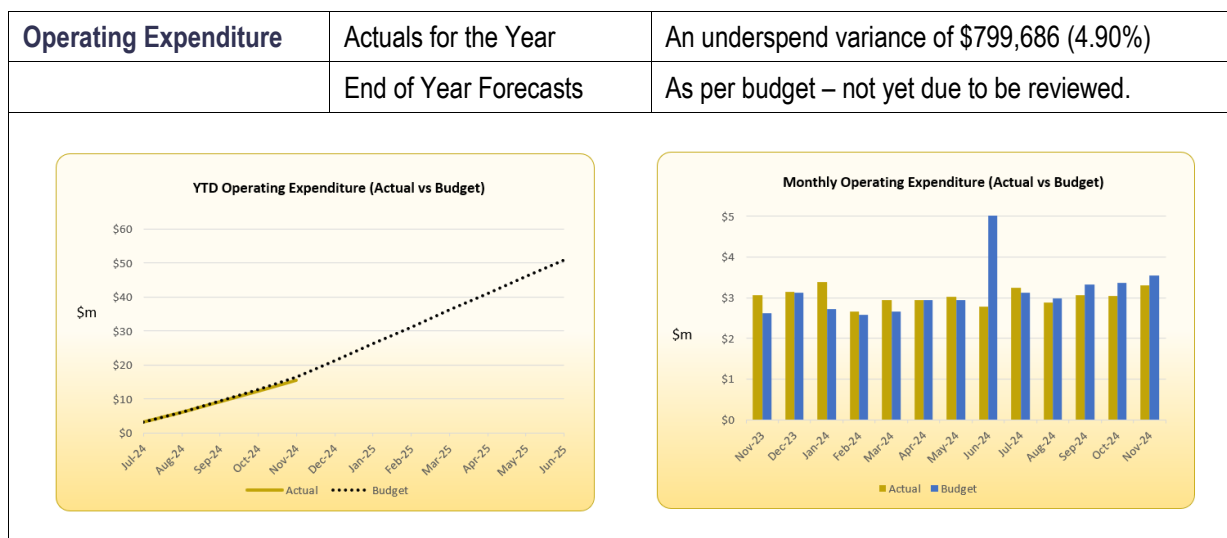
Operating Income Variances Previously Reported to Council

- 5 Net User Charges of \$14,221,214 is below the budget by \$2,282,849 (13.83%). The variance is attributed to lower Class IV tonnages received than anticipated.
- 6 Interest on Municipal Cash Investments of \$1,130,511 is above the budget by \$1,062,781 (1,569,14%) due to the higher investment rate achieved (4.96% average interest vs 4.43% budgeted) and higher available funds for investments.
- 7 Reimbursement is above the budget by \$111,275 (13.01%). The major variances relate to an insurance reimbursement payout of \$124,740 for the Plant and an insurance reimbursement for repairs totalling \$50,340 for the Plant.
- 8 Other Income of \$2,040,576 is above the budget by \$679,570 (49.93%) primarily due to an additional revenue generated from Australian carbon credit units (ACCU).

Operating Income Variances not previously reported to Council

- 9 Secondary Waste Charge is below the budget by \$130,421 (17.40%). Following the resolution of the council meeting on 22 August 2024, the Secondary Waste Charge has been temporarily suspended from 1 September 2024 until the end of the 2024/2025 financial year as a result the Secondary Waste Charge is below the budget.

- 10 There were no further significant Operating Income variances as of 30 November 2024.



Operating Expenditure Variances Previously Reported to Council

- 11 Contract Expenses is \$395,767 (10.24%) lower than the budget. The variance is attributed to lower consulting fees spent in Environmental Licensing and Waste Compliance and lower contract material and labour expenses spent in the Hazelmere Waste Transfer Station operations, compared to the budgeted amounts.
- 12 Material Expenses of \$696,514 is \$117,866 (14.47%) lower than budget of \$814,380 due to the timing of various projects from different business units. Areas where the expenditures are lower than budget for various business units include the Office of the CEO (\$51,231), Business Support (\$40,483), Sustainability (\$20,081) and Operations (\$6,071).
- 13 Utility Expenses is \$36,401 (17.43%) below the budget of \$208,900. The major various is due to lower costs of water consumption and service charges for Hazelmere Resource Recovery Park.
- 14 Fuel Expenses of \$677,599 is \$148,321 (17.96%) below the budget. The variance is attributed to lower purchase price of diesel fuel compared to budget.
- 15 Insurance Expenses is \$125,599 (49.61%) above the budget of \$253,175 due to adjustment charges received for insurance premium for Waste Transfer Station from previous financial year.
- 16 Miscellaneous Expenses is below the budget by \$403,251 (33.74%) due to the timing of variance projects from different business units. Areas where the expenditures are lower than budget for various business units include Business Support (\$68,649), Sustainability (\$45,696), the Office of the CEO of (\$10,420) and Operations (\$278,486).
- 17 Provision Expenses is \$409,528 (168.37%) above the budget of \$243,230. This non-cash flow is related to Post Closure Site Rehabilitation and Environmental Monitoring provisions. The variance is attributed to the delay in East Rockingham Waste to Energy project and additional Class III tonnages received from member Councils, commercial and non-member Councils.

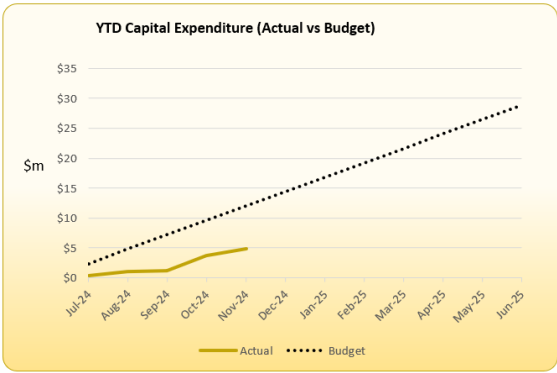
- 18 There were no further significant Operating Expenditure variances as of 30 November 2024.

Other Comprehensive Income	Actuals for the Year	Nil
	End of Year Forecasts	Nil

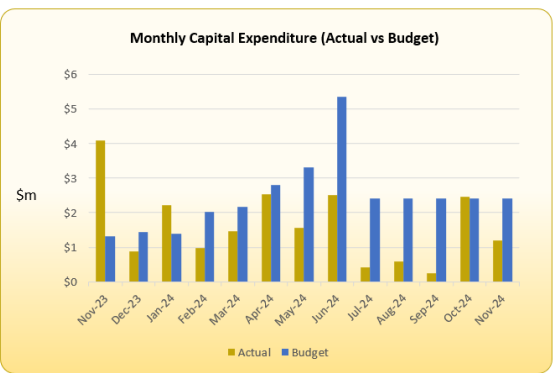
- 19 There were no significant Other Comprehensive Income variances as at 30 November 2024.

Capital Expenditure Statement (refer Attachment 2)

Capital Expenditure	Actuals for the Year	An underspend variance of \$7,103,211
	End of Year Forecasts	As per budget – not yet due to be reviewed.



YTD Capital Expenditure (Actual vs Budget)



Monthly Capital Expenditure (Actual vs Budget)

Capital Expenditure Variances

- 20 An underspent variance of 7,103,211 existed as at 30 November 2024, when compared to the budget of \$12,014,355.
- 21 Capital expenditure totalling \$4,911,144 with the major capital expenditure being undertaken on the following:
- Purchase / Replace Plant - RHWMF - \$1,950,051;
 - Construct Class III Cell Stage 17 - RHWMF - \$1,316,371;
 - Purchase / Replace Plant - HRRP - \$343,212;
 - Purchase / Replace Other Equipment - RHWMF - \$201,815;
 - FOGO Picking Station - RHWMF - \$167,172;
 - Construct Wood Waste to Energy Building - HRRP - \$165,227;
 - Construct Class III Cell Stage 18 - RHWMF - \$160,221;
 - Purchase / Replace Minor Plant and Equipment - RHWMF - \$148,464;
 - Purchase / Replace Vehicles - RHWMF - \$146,466;
 - Refurbish Plant - RHWMF - \$54,590;
 - Purchase Vehicles - Ascot - \$54,262; and
 - Design and Construct Class IV Cell Stage 3 - RHWMF - \$49,777.
- 22 As end of year forecasts are yet to be reviewed, the forecast balances as at 30 November 2024 are as per the budget estimates.

Statement of Financial Position (refer Attachment 3)

- 23 The Statement of Financial Position shows the overall impact of actual balances compared with budget provisions and end of year forecasts for operating and capital works activities.
- 24 Total Equity as of 30 November 2024 totals \$163,099,003. This is an increase of \$4,559,535 from the 30 June 2024 equity of \$158,539,468.
- 25 As end of year forecasts are yet to be reviewed, the forecast balances as at 30 November 2024 are as per the budget estimates.

Statement of Cash and Investments (refer Attachment 4)

- 26 The level of cash and investments in the Municipal Fund as of 30 November 2024 is \$13,011,137 and Restricted Cash amount to \$68,796,793.
- 27 The net movement for the month is an increase of \$4,126,855.
- 28 As end of year forecasts are yet to be reviewed, the forecast balances as at 30 November 2024 are as per the budget estimates.

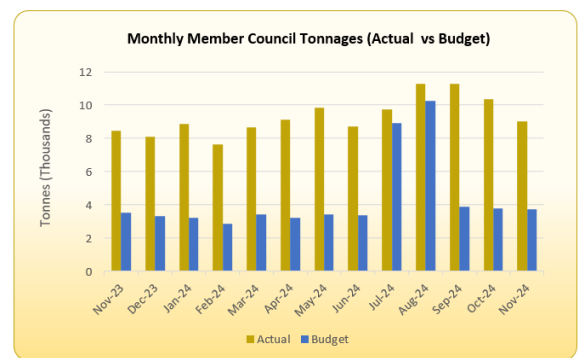
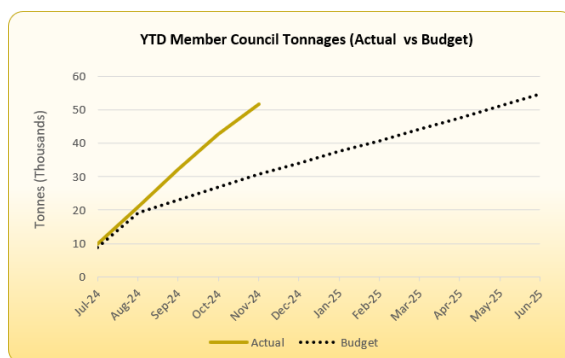
Statement of Financial Activity (refer Attachment 5)

- 29 The Statement of Financial Activity combines information from other report to include Operating Revenue and Expenditure, Capital Income and Expenditure, and transfers to and from reserves.
- 30 The explanation of material variances can be found in the paragraphs under the "Statement of Comprehensive Income - Nature and Type" section.

Investment Report (refer Attachment 6)

- 31 Term deposits valued at \$35,000,000 matured during November 2024 of which \$32,000,000 was reinvested into further term deposits.

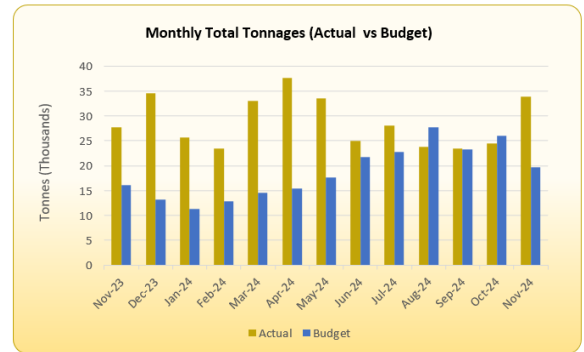
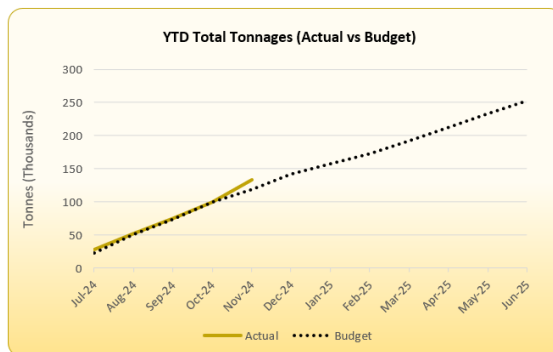
Red Hill Tonnages - Member Councils



- 32 Tonnages received from member Councils at Red Hill Waste Management Facility were 51,605 tonnes compared to the budget of 30,539 tonnes.
- 33 This compared with 46,465 tonnes in the previous corresponding period. The main variance is due to additional FOGO tonnages received from Shire of Mundaring and City of Swan.

- 34 The additional tonnages were also received from member Councils due to the delay in the East Rockingham Waste to Energy project.

Red Hill Tonnages – Total Tonnages



- 35 Total Red Hill tonnages received from all sources were 133,714 tonnes compared to the budget of 119,558 tonnes. The current percentage between commercial customers and member Council is 61.41% and 38.59% respectively.
- 36 Over the same period in 2023/2024 tonnages received from all sources totalled 149,069 tonnes.

STRATEGIC/POLICY IMPLICATIONS

- 37 Reporting on EMRC Strategic Policy implications align with the revised Strategic Plan 2017-2027 and the Sustainability Strategy.

FINANCIAL IMPLICATIONS

- 38 As outlined within the report and attachments.

SUSTAINABILITY IMPLICATIONS

- 39 Nil

RISK MANAGEMENT

Risk		
Consequence	Likelihood	Rating
Moderate	Unlikely	Moderate
Action/Strategy		
<ul style="list-style-type: none"> ➤ The financial report is scrutinised by the EMRC Council to ensure that all statutory requirements are met. ➤ Internal Audit reviews to ensure compliance with Financial Regulations. ➤ External Audit confirms compliance. 		



MEMBER COUNCIL IMPLICATIONS

Member Council	Implication Details
Town of Bassendean	Nil
City of Bayswater	
Shire of Mundaring	
City of Swan	

ATTACHMENT(S)

1. Statement of Comprehensive Income by Nature and Type (D2025/00104)
2. Capital Expenditure Statement (D2025/00105)
3. Statement of Financial Position (D2025/00106)
4. Statement of Cash and Investments (D2025/00107)
5. Statement of Financial Activity (D2025/00108)
6. Investment Report (D2025/00109)

VOTING REQUIREMENT

Simple Majority

RECOMMENDATION(S)

That Council receives the Statement of Comprehensive Income, Capital Expenditure Statement, Statement of Financial Position, Statement of Cash and Investments, Statement of Financial Activity and the Investment Report for the period ended 30 November 2024.

COUNCIL RESOLUTION(S)

MOVED

SECONDED



STATEMENT OF COMPREHENSIVE INCOME

Nature and Type

Year to Date			November 2024		Full Year		
Actual	Budget	Variance			Forecast	Budget	Variance
Operating Income							
\$23,539,210	\$25,188,419	(\$1,649,209)	(U)	User Charges	\$61,982,317	\$61,982,317	\$0 (F)
(\$9,317,996)	(\$8,684,356)	(\$633,640)	(U)	<u>Less</u> Landfill Levy Charges	(\$19,191,980)	(\$19,191,980)	\$0 (F)
\$14,221,214	\$16,504,063	(\$2,282,849)	(U)	Net User Charges	\$42,790,337	\$42,790,337	\$0 (F)
\$357,033	\$380,182	(\$23,149)	(U)	Special Charges	\$833,406	\$833,406	\$0 (F)
\$619,322	\$749,743	(\$130,421)	(U)	Secondary Waste Charge	\$1,181,382	\$1,181,382	\$0 (F)
\$69,979	\$75,986	(\$6,007)	(U)	Contributions	\$88,726	\$88,726	\$0 (F)
\$9,000	\$10,000	(\$1,000)	(U)	Operating Grants	\$128,300	\$128,300	\$0 (F)
\$1,130,511	\$67,730	\$1,062,781	(F)	Interest Municipal Cash Investments	\$162,568	\$162,568	\$0 (F)
\$570,017	\$548,915	\$21,102	(F)	Interest Restricted Cash Investments	\$1,317,456	\$1,317,456	\$0 (F)
\$966,855	\$855,580	\$111,275	(F)	Reimbursements	\$2,053,456	\$2,053,456	\$0 (F)
\$2,040,576	\$1,361,006	\$679,570	(F)	Other	\$4,050,005	\$4,050,005	\$0 (F)
\$109,682	\$108,331	\$1,351	(F)	Proceeds from Sale of Assets	\$325,000	\$325,000	\$0 (F)
\$20,094,189	\$20,661,536	(\$567,347)	(U)	Total Operating Income	\$52,930,636	\$52,930,636	\$0 (F)
Operating Expenditure							
\$6,102,317	\$6,472,380	\$370,063	(F)	Salary Expenses	\$16,790,286	\$16,790,286	\$0 (F)
\$3,469,277	\$3,865,044	\$395,767	(F)	Contract Expenses	\$11,497,412	\$11,497,412	\$0 (F)
\$696,514	\$814,380	\$117,866	(F)	Material Expenses	\$2,064,709	\$2,064,709	\$0 (F)
\$172,499	\$208,900	\$36,401	(F)	Utility Expenses	\$514,621	\$514,621	\$0 (F)
\$677,599	\$825,920	\$148,321	(F)	Fuel Expenses	\$1,989,418	\$1,989,418	\$0 (F)
\$0	\$0	\$0	(F)	Interest Expenses	\$0	\$0	\$0 (F)
\$378,774	\$253,175	(\$125,599)	(U)	Insurance Expenses	\$610,639	\$610,639	\$0 (F)
\$2,427,196	\$2,275,930	(\$151,266)	(U)	Depreciation Expenses	\$5,462,583	\$5,462,583	\$0 (F)
\$792,040	\$1,195,291	\$403,251	(F)	Miscellaneous Expenses	\$11,180,783	\$11,180,783	\$0 (F)
\$652,758	\$243,230	(\$409,528)	(U)	Provision Expenses	\$617,260	\$617,260	\$0 (F)
(\$846)	(\$435)	\$411	(F)	Costs Allocated	\$0	\$0	\$0 (F)
\$166,526	\$180,525	\$13,999	(F)	Carrying Amount of Assets Disposed Of	\$251,761	\$251,761	\$0 (F)
\$15,534,654	\$16,334,340	\$799,686	(F)	Total Operating Expenditure	\$50,979,472	\$50,979,472	\$0 (F)
\$4,559,535	\$4,327,196	\$232,339	(F)	NET RESULT BEFORE OTHER COMPREHENSIVE INCOME	\$1,951,164	\$1,951,164	\$0 (F)
Surplus	Surplus				Surplus	Surplus	
Other Comprehensive Income							
\$0	\$0	\$0	(F)	Revaluation of Assets/Accumulated Depreciation Reversal	\$0	\$0	\$0 (F)
\$0	\$0	\$0	(F)	Total Other Comprehensive Income	\$0	\$0	\$0 (F)
\$4,559,535	\$4,327,196	\$232,339	(F)	CHANGE IN NET ASSETS FROM OPERATIONS	\$1,951,164	\$1,951,164	\$0 (F)
Surplus	Surplus				Surplus	Surplus	

Notes:

1. User Charges - include member Councils and casual users pertaining to waste, risk management and environmental services fees and charges;
2. Special Charges - Waste Education Levy;
3. Contributions - member Councils' contributions to projects and services;
4. Operating Grants - grant income predominantly from government agencies; and
5. Other Operating Income - includes income from the sale of products;

(F) denotes Favourable variance and (U) denotes Unfavourable variance



CAPITAL EXPENDITURE STATEMENT

NOVEMBER 2024

Year to Date			On Order	Full Year			
Actual	Budget	Variance		Forecast	Budget	Variance	
CEO's Team							
\$0	\$31,250	\$31,250	\$48,975	Purchase Information Technology & Communication Equipment - Councillors (24550/01)	\$75,000	\$75,000	\$0
\$0	\$31,250	\$31,250	\$48,975		\$75,000	\$75,000	\$0



CAPITAL EXPENDITURE STATEMENT

NOVEMBER 2024

Year to Date			On Order	Full Year			
Actual	Budget	Variance		Forecast	Budget	Variance	
Business Support							
\$15,429	\$22,330	\$6,901	\$0	Extend Ascot PV & EV Charging (24399/28)	\$53,603	\$53,603	\$0
\$54,263	\$56,665	\$2,402	\$56,253	Purchase Vehicles - Ascot Place (24440/00)	\$136,000	\$136,000	\$0
\$0	\$104,165	\$104,165	\$0	Purchase Vehicles - Ascot Place (Electric Vehicles) (24440/01)	\$250,000	\$250,000	\$0
\$0	\$4,165	\$4,165	\$0	Purchase Furniture Fittings & Equipment - Corporate Services (24510/01)	\$10,000	\$10,000	\$0
\$0	\$163,330	\$163,330	\$0	Purchase Information Technology & Communication Equipment (24550/00)	\$392,000	\$392,000	\$0
\$0	\$8,330	\$8,330	\$0	Capital Improvement Administration Building - Ascot Place (25240/01)	\$20,000	\$20,000	\$0
\$0	\$2,145	\$2,145	\$0	Upgrade Security Equipment - Ascot Place (25530/01)	\$5,150	\$5,150	\$0
\$69,692	\$361,130	\$291,438	\$56,253		\$866,753	\$866,753	\$0

CAPITAL EXPENDITURE STATEMENT

NOVEMBER 2024

Year to Date			On Order		Full Year		
Actual	Budget	Variance			Forecast	Budget	Variance
Operations Team							
\$0	\$104,165	\$104,165	\$0	Construct Waste Management Facility Buildings - Red Hill Landfill Facility (24250/01)	\$250,000	\$250,000	\$0
\$165,227	\$545,950	\$380,723	\$758,001	Construct Wood Waste to Energy Building - HRRP (24259/05)	\$1,310,291	\$1,310,291	\$0
\$0	\$12,500	\$12,500	\$0	Construct Community Recycling Centre (CRC) - HRRP (24259/06)	\$30,000	\$30,000	\$0
\$16,860	\$125,000	\$108,140	\$33,477	Construct Waste Transfer Station - HRRP (24259/10)	\$300,000	\$300,000	\$0
\$0	\$4,165	\$4,165	\$0	Construct Weighbridge Office - Hazelmere (24259/12)	\$10,000	\$10,000	\$0
\$0	\$41,665	\$41,665	\$0	Upgrade Power Supply to Workshop No 2 - Red Hill Landfill Facility (24259/15)	\$100,000	\$100,000	\$0
(\$236)	\$625,000	\$625,236	\$12,000	Install Power Supply to Lots 8 9 & 10 - Red Hill Landfill Facility (24259/16)	\$1,500,000	\$1,500,000	\$0
\$0	\$0	\$0	\$0	Construct Wood Waste to Energy Building (Commissioning) - HRRP (24259/18)	\$0	\$0	\$0
\$0	\$216,665	\$216,665	\$0	Construct Wood Waste to Energy Dry Char Storage Facility - HRRP (24259/19)	\$520,000	\$520,000	\$0
\$0	\$125,000	\$125,000	\$0	Wood Waste to Energy Plant - Fire Protection - HRRP (24259/22)	\$300,000	\$300,000	\$0
\$0	\$62,500	\$62,500	\$0	Construct New Power Station - Redhill Landfill Facility (24259/23)	\$150,000	\$150,000	\$0
\$1,316,371	\$0	(\$1,316,371)	\$75,290	Construct Class III Cell Stage 17 - Red Hill Landfill Facility (24310/21)	\$0	\$0	\$0
\$160,222	\$2,354,165	\$2,193,943	\$105,944	Construct Class III Cell Stage 18 - Red Hill Landfill Facility (24310/22)	\$5,650,000	\$5,650,000	\$0

CAPITAL EXPENDITURE STATEMENT

NOVEMBER 2024

Year to Date			On Order	Full Year			
Actual	Budget	Variance		Forecast	Budget	Variance	
Operations Team							
\$0	\$41,665	\$41,665	\$0	Design and Construct Class IV Cell Stage 2 - Red Hill Landfill Facility (24330/04)	\$100,000	\$100,000	\$0
\$49,778	\$62,500	\$12,723	\$660	Design and Construct Class IV Cell Stage 3 - Red Hill Landfill Facility (24330/05)	\$150,000	\$150,000	\$0
\$0	\$197,915	\$197,915	\$0	Construct Leachate and Stormwaste Infrastructure and Siltation Ponds - Red Hill Landfill Facility (24350/01)	\$475,000	\$475,000	\$0
\$218	\$0	(\$218)	\$0	Leachate Pond Deepening - Red Hill Landfill Facility (24350/02)	\$0	\$0	\$0
\$0	\$104,165	\$104,165	\$44,930	Construct Roads / Carparks - Red Hill Landfill Facility (24370/00)	\$250,000	\$250,000	\$0
\$0	\$137,500	\$137,500	\$0	Construct Access Road to Lots 8 9 10 - Red Hill Landfill Facility (24370/02)	\$330,000	\$330,000	\$0
\$0	\$41,665	\$41,665	\$0	Construct Drainage Diversion and Earthworks Infrastructures - Red Hill Landfill Facility (24380/00)	\$100,000	\$100,000	\$0
\$0	\$91,660	\$91,660	\$19,500	Construct Drainage Works to Lots 8 9 10 - Red Hill Landfill Facility (24380/01)	\$220,000	\$220,000	\$0
\$0	\$12,500	\$12,500	\$18,466	Construct Litter Fence - Redhill Landfill Facility (24394/05)	\$30,000	\$30,000	\$0
\$9,550	\$320,830	\$311,280	\$0	Construct FOGO Processing Area - Red Hill Landfill Facility (24395/05)	\$770,000	\$770,000	\$0
\$0	\$16,660	\$16,660	\$0	Undertake FOGO Reference Site Tours (24395/06)	\$40,000	\$40,000	\$0
\$3,628	\$87,495	\$83,867	\$917	Implementation of the FOGO Recovery Strategy (24395/07)	\$210,000	\$210,000	\$0
\$167,172	\$105,875	(\$61,297)	\$0	FOGO Picking Station - Red Hill Landfill Facility (24395/11)	\$254,105	\$254,105	\$0



CAPITAL EXPENDITURE STATEMENT

NOVEMBER 2024

Year to Date			On Order	Full Year			
Actual	Budget	Variance		Forecast	Budget	Variance	
Operations Team							
\$0	\$41,665	\$41,665	\$0	Construct Monitoring Bores - Red Hill Landfill Facility (24396/00)	\$100,000	\$100,000	\$0
\$27,146	\$41,665	\$14,519	\$31,535	Project & Engineering Hazelmere - Construct Other (24399/03)	\$100,000	\$100,000	\$0
\$0	\$20,830	\$20,830	\$0	Construct Storage Bunkers for Wood Fines (QA process) - Hazelmere (24399/09)	\$50,000	\$50,000	\$0
(\$5,733)	\$83,330	\$89,063	\$45,218	Air Supply lines - Waste Management Structures - Red Hill Landfill Facility (24399/10)	\$200,000	\$200,000	\$0
\$28,937	\$250,000	\$221,063	\$101,788	Wood Waste to Energy Utilities/Infrastructure - HRRP (24399/11)	\$600,000	\$600,000	\$0
\$0	\$41,665	\$41,665	\$0	Develop Lots 8 9 & 10 For Future Waste Activities - Red Hill Landfill Facility (24399/19)	\$100,000	\$100,000	\$0
\$0	\$208,330	\$208,330	\$0	Gas Extraction System Wells - Red Hill Landfill Facility (24399/20)	\$500,000	\$500,000	\$0
\$0	\$1,636,585	\$1,636,585	\$0	Air Pollution Control Residue Facility (APCR) - Red Hill Landfill Facility (24399/21)	\$3,927,815	\$3,927,815	\$0
\$4,000	\$0	(\$4,000)	\$0	Extension of Sewer Line from WWtE to Sewer Sump & existing ATU - Hazelmere (24399/23)	\$0	\$0	\$0
\$0	\$41,665	\$41,665	\$0	Noise Barrier for Hammer Mill - HRRP (24399/26)	\$100,000	\$100,000	\$0
\$2,460	\$0	(\$2,460)	\$0	Sewer Line connection to Talloman - HRRP (24399/30)	\$0	\$0	\$0
\$0	\$41,665	\$41,665	\$0	Red Hill Project - Others/ Emergency (24399/31)	\$100,000	\$100,000	\$0
\$0	\$62,500	\$62,500	\$0	Design and Construct Air Pollution Control Residue Facility (APCR) Monocell - Red Hill Landfill Faci (24399/32)	\$150,000	\$150,000	\$0



CAPITAL EXPENDITURE STATEMENT

NOVEMBER 2024

Year to Date			On Order		Full Year		
Actual	Budget	Variance			Forecast	Budget	Variance
Operations Team							
\$1,950,051	\$708,330	(\$1,241,721)	\$0	Purchase / Replace Plant - Red Hill Landfill Facility (24410/00)	\$1,700,000	\$1,700,000	\$0
\$343,212	\$987,400	\$644,188	\$363,983	Purchase / Replace Plant - Hazelmere (24410/01)	\$2,369,760	\$2,369,760	\$0
\$1,434	\$137,500	\$136,066	\$0	Purchase Wood Waste to Energy Plant & Equipment - HRRP (24410/03)	\$330,000	\$330,000	\$0
\$34,993	\$141,665	\$106,672	\$0	Purchase FOGO Processing Plant - Red Hill Landfill Facility (24410/10)	\$340,000	\$340,000	\$0
\$6,754	\$75,000	\$68,246	\$0	Regional Waste Collection Project - Plant Purchases (24410/14)	\$180,000	\$180,000	\$0
\$0	\$447,500	\$447,500	\$0	Air Pollution Control Residue Facility (APCR) Plant & Equipment - Red Hill Landfill Facility (24410/15)	\$1,074,000	\$1,074,000	\$0
\$0	\$212,495	\$212,495	\$0	Regional Waste Collection Project - Bulk Verge for Bassendean and Mundaring (24410/16)	\$510,000	\$510,000	\$0
\$148,464	\$142,500	(\$5,964)	\$0	Purchase / Replace Minor Plant and Equipment-Red Hill Landfill Facility (24420/00)	\$342,000	\$342,000	\$0
(\$176)	\$14,165	\$14,341	\$3,914	Purchase / Replace Minor Plant and Equipment - Hazelmere (24420/02)	\$34,000	\$34,000	\$0
\$0	\$104,165	\$104,165	\$0	Purchase Wheel Wash - Red Hill Landfill Facility (24420/08)	\$250,000	\$250,000	\$0
\$146,466	\$120,415	(\$26,051)	\$0	Purchase / Replace Vehicles - Red Hill Landfill Facility (24430/00)	\$289,000	\$289,000	\$0
\$0	\$4,165	\$4,165	\$0	Purchase Fire Fighting System/Equipment - Hazelmere (24520/07)	\$10,000	\$10,000	\$0
\$0	\$25,000	\$25,000	\$0	Purchase / Replace Security System - Red Hill Waste Management Facility (24530/08)	\$60,000	\$60,000	\$0



CAPITAL EXPENDITURE STATEMENT

NOVEMBER 2024

Year to Date			On Order	Full Year			
Actual	Budget	Variance		Forecast	Budget	Variance	
Operations Team							
\$0	\$2,500	\$2,500	\$0	Purchase Information Technology & Communication Equipment - Projects (24550/02)	\$6,000	\$6,000	\$0
\$0	\$14,165	\$14,165	\$0	Purchase Information Technology & Communication Equipment - Hazelmere (24550/03)	\$34,000	\$34,000	\$0
\$0	\$2,500	\$2,500	\$0	Purchase Information Technology & Communication Equipment - Red Hill Admin (24550/05)	\$6,000	\$6,000	\$0
\$0	\$2,500	\$2,500	\$0	Purchase Information Technology & Communication Equipment - Red Hill Weighbridge (24550/06)	\$6,000	\$6,000	\$0
\$201,815	\$41,665	(\$160,150)	\$12,181	Purchase / Replace Other Equipment - Red Hill Landfill Facility (24590/00)	\$100,000	\$100,000	\$0
\$8,250	\$4,165	(\$4,085)	\$0	Purchase / Replace Miscellaneous Equipment - Hazelmere (24590/02)	\$10,000	\$10,000	\$0
\$0	\$416,665	\$416,665	\$0	Purchase Evaporators - Solar Generator - Red Hill Landfill Facility (24590/12)	\$1,000,000	\$1,000,000	\$0
\$0	\$41,665	\$41,665	\$0	Purchase Gas Analyser (Methane) - Redhill Landfill Facility (24590/13)	\$100,000	\$100,000	\$0
\$0	\$2,080	\$2,080	\$0	Purchase Office Furniture and Fittings - Hazelmere Office (24610/10)	\$5,000	\$5,000	\$0
\$0	\$4,165	\$4,165	\$0	Purchase Furniture and Fittings - Hazelmere Workshop (24610/11)	\$10,000	\$10,000	\$0
\$54,590	\$62,500	\$7,910	\$0	Refurbish Plant - Red Hill Landfill Facility (25410/00)	\$150,000	\$150,000	\$0
\$4,841,452	\$11,621,975	\$6,780,523	\$1,627,804		\$27,892,971	\$27,892,971	\$0



CAPITAL EXPENDITURE STATEMENT

NOVEMBER 2024

Year to Date			On Order			Full Year		
Actual	Budget	Variance				Forecast	Budget	Variance
\$4,911,144	\$12,014,355	\$7,103,211	\$1,733,033	TOTAL CAPITAL EXPENDITURE		\$28,834,724	\$28,834,724	\$0



STATEMENT OF FINANCIAL POSITION

NOVEMBER 2024

Actual June 2024	Actual Year to Date	(F) = Favourable variation (U) = Unfavourable variation	Full Year		
			Forecast	Budget	Variance
Current Assets					
\$27,350,538	\$8,807,930	Cash and Cash Equivalents	\$1,186,472	\$1,186,472	\$0 (F)
\$60,500,000	\$73,000,000	Investments	\$26,019,318	\$26,019,318	\$0 (F)
\$6,249,406	\$5,955,181	Trade and Other Receivables	\$2,988,058	\$2,988,058	\$0 (F)
\$133,919	\$81,956	Inventories	\$39,035	\$39,035	\$0 (F)
\$37,493	\$477,067	Other Assets	\$67,382	\$67,382	\$0 (F)
\$94,271,356	\$88,322,134	Total Current Assets	\$30,300,265	\$30,300,265	\$0 (F)
Current Liabilities					
\$19,582,923	\$8,764,529	Trade and Other Payables	\$6,201,968	\$6,201,968	\$0 (F)
\$21,000,517	\$53,693,029	Provisions*	\$2,009,781	\$2,009,781	\$0 (F)
\$40,583,440	\$62,457,558	Total Current Liabilities	\$8,211,749	\$8,211,749	\$0 (F)
\$53,687,916	\$25,864,576	Net Current Assets	\$22,088,516	\$22,088,516	\$0 (F)
Non Current Assets					
\$47,850,257	\$47,850,257	Land	\$47,850,257	\$47,850,257	\$0 (F)
\$20,492,681	\$20,181,190	Buildings	\$34,189,308	\$34,189,308	\$0 (F)
\$18,468,960	\$21,641,992	Structures	\$51,020,474	\$51,020,474	\$0 (F)
\$15,494,923	\$16,488,694	Plant	\$26,422,357	\$26,422,357	\$0 (F)
\$461,077	\$870,903	Equipment	\$3,935,059	\$3,935,059	\$0 (F)
\$150,905	\$141,077	Furniture and Fittings	\$217,802	\$217,802	\$0 (F)
\$38,867,973	\$36,930,081	Work in Progress	\$17,536,763	\$17,536,763	\$0 (F)
\$141,786,776	\$144,104,194	Total Non Current Assets	\$181,172,020	\$181,172,020	\$0 (F)
Non Current Liabilities					
\$36,935,224	\$6,869,767	Provisions	\$42,625,314	\$42,625,314	\$0 (F)
\$36,935,224	\$6,869,767	Total Non Current Liabilities	\$42,625,314	\$42,625,314	\$0 (F)
\$158,539,468	\$163,099,003	Net Assets	\$160,635,222	\$160,635,222	\$0 (F)
Equity					
\$58,805,378	\$75,389,318	Accumulated Surplus/Deficit	\$96,902,208	\$96,902,208	\$0 (F)
\$37,597,986	\$37,597,986	Asset Revaluation Reserve	\$37,145,634	\$37,145,634	\$0 (F)
\$45,552,164	\$45,552,164	Cash Backed Reserves	\$24,636,216	\$24,636,216	\$0 (F)
\$16,583,940	\$4,559,535	Net change in assets from operations	\$1,951,164	\$1,951,164	\$0 (F)
\$158,539,468	\$163,099,003	Total Equity	\$160,635,222	\$160,635,222	\$0 (F)

*Current Liabilities - Provisions include City of Belmont Payout Provision of \$21,000,517 and City of Kalamunda Payput Provision of \$30,718,215



CASH AND INVESTMENTS

NOVEMBER 2024

Actual June 2024	Actual Year to Date	(F) = Favourable variation (U) = Unfavourable variation	Full Year		
			Forecast	Budget	Variance
Municipal Cash and Investments					
3,346,488	8,804,080	Cash at Bank - Municipal Fund 01001/00	737,094	737,094	0 (F)
4,050	3,850	Cash on Hand 01019/00 - 02	4,050	4,050	0 (F)
38,947,836	4,203,207	Investments - Municipal Fund 02021/00	1,182,422	1,182,422	0 (F)
42,298,374	13,011,137	Total Municipal Cash	1,923,566	1,923,566	0 (F)
Restricted Cash and Investments					
1,288,995	419,703	Restricted Investments - Plant and Equipment 02022/01	222,157	222,157	0 (F)
4,462,212	4,614,366	Restricted Investments - Post Closure Site Rehabilitation Red Hill 02022/02	4,282,467	4,282,467	0 (F)
6,682,929	98,497	Restricted Investments - Future Development 02022/03	735,590	735,590	0 (F)
2,065,084	2,135,500	Restricted Investments - Environmental Monitoring Red Hill 02022/04	1,985,756	1,985,756	0 (F)
4,573,220	5,263,150	Restricted Investments - Class IV Cells Red Hill 02022/07	463,756	463,756	0 (F)
10,312,670	6,601,014	Restricted Investments - Secondary Waste Processing 02022/09	8,810,577	8,810,577	0 (F)
1,208,713	477,831	Restricted Investments - Class III Cells 02022/10	2,152,501	2,152,501	0 (F)
5,762,984	5,959,493	Restricted Investments - EastLink Relocation 02022/13	4,864,418	4,864,418	0 (F)
8,036,861	21,028,724	Restricted Investments - Committed Funds 02022/14	544,468	544,468	0 (F)
0	21,000,517	Restricted Investments - Equity Reserve 02022/15	0	0	0 (F)
1,158,496	1,197,998	Restricted Investments - Long Service Leave 02022/90	1,220,534	1,220,534	0 (F)
45,552,164	68,796,793	Total Restricted Cash	25,282,224	25,282,224	0 (F)
87,850,538	81,807,930	TOTAL CASH AND INVESTMENTS	27,205,790	27,205,790	0 (F)

The Cash at Bank - Municipal Fund represents the balance on the last day of the relevant month. Any portion of the balance available for investment is transferred into the Investment - Municipal Fund account in the following period. Funds held in the Cash at Bank - Municipal Fund continue to accrue interest as per the Westpac commercial rates.



STATEMENT OF FINANCIAL ACTIVITY

November 2024

Year to Date				Full Year		
Actual	Budget	Variance		Forecast	Budget	Variance
(F) = Favourable variation (U) = Unfavourable variation						
OPERATING ACTIVITIES						
Revenue from operating activities						
\$24,515,565	\$26,318,344	(\$1,802,779)	(U)	Fees and charges	\$63,997,105	\$63,997,105 \$0 (F)
\$1,045,834	\$941,566	\$104,268	(F)	Grants, subsidies and contributions	\$2,270,482	\$2,270,482 \$0 (F)
\$1,700,528	\$616,645	\$1,083,883	(F)	Interest revenue	\$1,480,024	\$1,480,024 \$0 (F)
\$2,040,576	\$1,361,006	\$679,570	(F)	Other revenue	\$4,050,005	\$4,050,005 \$0 (F)
\$109,682	\$108,331	\$1,351	(F)	Profit on asset disposals	\$73,239	\$73,239 \$0 (F)
\$29,412,185	\$29,345,892	\$66,293	(F)	\$71,870,855	\$71,870,855	\$0 (F)
Expenditure from operating activities						
(\$6,102,317)	(\$6,472,380)	\$370,063	(F)	Employee costs	(\$16,790,286)	(\$16,790,286) \$0 (F)
(\$4,165,791)	(\$4,679,424)	\$513,633	(F)	Materials and contracts	(\$13,562,121)	(\$13,562,121) \$0 (F)
(\$172,499)	(\$208,900)	\$36,401	(F)	Utility charges	(\$514,621)	(\$514,621) \$0 (F)
(\$2,427,196)	(\$2,275,930)	(\$151,266)	(U)	Depreciation	(\$5,462,583)	(\$5,462,583) \$0 (F)
\$0	\$0	\$0	(F)	Finance costs	\$0	\$0 \$0 (F)
(\$378,774)	(\$253,175)	(\$125,599)	(U)	Insurance	(\$610,639)	(\$610,639) \$0 (F)
(\$11,439,547)	(\$10,948,362)	(\$491,185)	(U)	Other expenditure	(\$32,979,441)	(\$32,979,441) \$0 (F)
(\$166,526)	(\$180,525)	\$13,999	(F)	Loss on asset disposals	\$0	\$0 \$0 (F)
(\$24,852,650)	(\$25,018,696)	(\$754,051)	(U)	(\$69,919,691)	(\$69,919,691)	\$0 (F)
\$3,136,805	(\$961,207)	\$4,098,012	(F)	Non-cash amounts excluded from operating activities	\$6,006,604	\$6,006,604 \$0 (F)
\$7,696,340	\$3,365,989	\$3,410,254	(F)	Amount attributable to operating activities	\$7,957,768	\$7,957,768 \$0 (F)
INVESTING ACTIVITIES						
Inflows from investing activities						
\$109,682	\$108,331	\$1,351	(F)	Proceeds from disposal of assets	\$325,000	\$325,000 \$0 (F)
\$109,682	\$108,331	\$1,351	(F)	\$325,000	\$325,000	\$0 (F)
Outflows from investing activities						
(\$3,077,376)	(\$5,947,560)	\$2,870,184	(F)	Purchase of property, plant and equipment	(\$14,274,201)	(\$14,274,201) \$0 (F)
(\$1,833,769)	(\$6,066,870)	\$4,233,101	(F)	Purchase and construction of infrastructure	(\$14,560,523)	(\$14,560,523) \$0 (F)
(\$4,911,145)	(\$12,014,430)	\$7,103,285	(F)	(\$28,834,724)	(\$28,834,724)	\$0 (F)
(\$4,801,463)	(\$11,906,099)	\$7,104,636	(F)	Amount attributable to investing activities	(\$28,509,724)	(\$28,509,724) \$0 (F)
FINANCING ACTIVITIES						
Inflows from financing activities						
\$13,474,190	\$4,067,075	\$9,407,115	(F)	Transfers from reserve accounts	\$9,761,029	\$9,761,029 \$0 (F)
\$13,474,190	\$4,067,075	\$9,407,115	(F)	\$9,761,029	\$9,761,029	\$0 (F)
Outflows from financing activities						
(\$36,718,821)	(\$1,979,540)	(\$34,739,281)	(U)	Transfers to reserve accounts	(\$4,750,987)	(\$4,750,987) \$0 (F)
(\$36,718,821)	(\$1,979,540)	(\$34,739,281)	(U)	(\$4,750,987)	(\$4,750,987)	\$0 (F)
(\$23,244,630)	\$2,087,535	(\$25,332,165)	(U)	Amount attributable to financing activities	\$5,010,042	\$5,010,042 \$0 (F)
MOVEMENT IN SURPLUS OR DEFICIT						
\$8,135,751	\$12,348,206	(\$4,212,455)	(U)	Surplus or deficit at the start of the financial year	\$12,348,206	\$12,348,206 \$0 (F)
\$7,696,340	\$3,365,989	\$4,330,351	(F)	Amount attributable to operating activities	\$7,957,768	\$7,957,768 \$0 (F)
(\$4,801,463)	(\$11,906,099)	\$7,104,636	(F)	Amount attributable to investing activities	(\$28,509,724)	(\$28,509,724) \$0 (F)
(\$23,244,630)	\$2,087,535	(\$25,332,165)	(U)	Amount attributable to financing activities	\$5,010,042	\$5,010,042 \$0 (F)
(\$12,214,002)	\$5,895,631	(\$18,109,633)	(U)	Surplus or deficit after imposition of general rates	(\$3,193,708)	(\$3,193,708) \$0 (F)

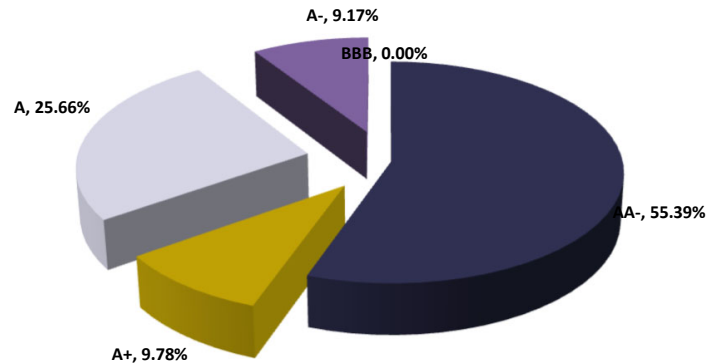
EMRC Investment Report

November 2024

I. Overall Portfolio Limits

S&P Long Term Rating	% Portfolio	Investment Maximum %
AA-	55.39%	100.00%
A+	9.78%	
A	25.66%	100.00%
A-	9.17%	100.00%
BBB	0.00%	40.00%
	<u>100.00%</u>	

Investment by S&P Rating



II. Single Entity Exposure

	S&P Long Term Rating	% Portfolio
ANZ Banking Group	AA-	0.00%
AMP	BBB+	0.00%
NAB	AA-	7.33%
Westpac / St. George Bank	AA-	48.06%
Suncorp	A+	9.78% *
BOQ / ME Bank	A-	9.17%
Commonwealth Bank	AA-	0.00%
ING	A	25.66%
Macquarie Bank	A+	0.00%
		<u>100.00%</u>

* Non-Fossil Fuel ADI (Authorised Deposit Taking Institution)

III. Term to Maturity Framework

Maturity Profile	% Portfolio	Investment Policy Guidelines	
		% Min	% Max
Less Than 1 Year	100.00%	40%	100%
Greater than 1 year & less than or equal to 3 years	0.00%	0%	60%
	<u>100.00%</u>		

IV. Fossil Fuel Divestment

	% Portfolio
Non-Fossil Fuel ADI's	9.78%
Fossil Fuel ADI's	90.22%
	<u>100.00%</u>

14.3 FINANCIAL REPORT FOR THE PERIOD ENDING 31 DECEMBER 2024

D2025/03200

PURPOSE OF REPORT

The purpose of this report is to provide Council with an overview of the EMRC's financial performance for the period ended 31 December 2024.

KEY POINT(S)

- Significant year to date budget variances greater than 10% or \$20,000, whichever is the greater, within each nature and type category on the Statement of Comprehensive Income as at 31 December 2024 have been identified and are reported on in the body of the report.
- The Financial Reports are unaudited and may be subject to amendments as a result of any audit adjustments.

RECOMMENDATION(S)

That Council receives the Statement of Comprehensive Income, Capital Expenditure Statement, Statement of Financial Position, Statement of Cash and Investments, Statement of Financial Activity and the Investment Report for the period ended 31 December 2024.

SOURCE OF REPORT

Chief Financial Officer

BACKGROUND

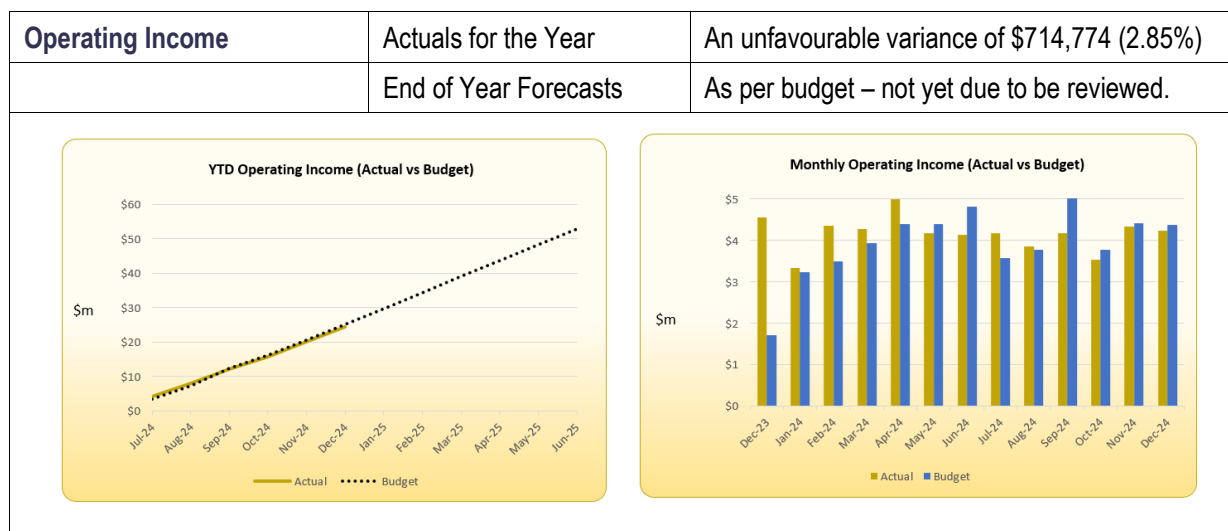
- 1 It is a requirement of the *Local Government (Financial Management) Regulations 1996* (r.34) that a Local Government is to prepare and present to Council financial reports in such a form as the Local Government considers to be appropriate.
- 2 Submitted to each meeting of Council is a financial report and summaries which provide an overview of year to date budget performance for operating activities and capital works. Variances greater than 10% or \$20,000, whichever is the greater, within each nature and type category on the Statement of Comprehensive Income are reported on in the body of the report. Also included are end of year forecasts by nature and type for operating activities and end of year forecasts for each capital works project. These forecasts are reviewed regularly in order to provide an accurate forecast of the end of year result.

REPORT

- 3 Outlined below are financial statements for the period ended 31 December 2024. Where possible the year to date monthly budget allocations will be reviewed in order to match the appropriate timing for the various projects budgeted to be undertaken. This will provide a better comparison between the year to date actual and year to date budget figures.

Statement of Comprehensive Income - Nature and Type (refer Attachment 1)

- 4 The net operating result as at 31 December 2024 is a favourable variance of \$1,545,724 (41.54%) against budget. The following information is provided on key aspects of Council's year to date financial performance:

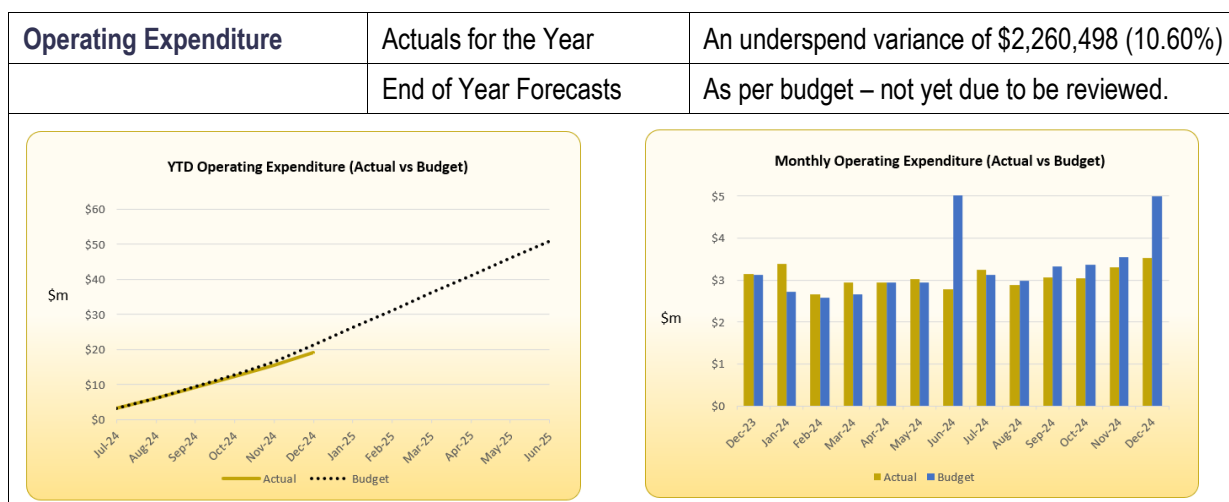


Operating Income Variances Previously Reported to Council

- 5 Net User Charges of \$17,656,714 is below the budget by \$2,551,221 (12.62%). The variance is attributed to lower Class IV tonnages received than anticipated.
- 6 Secondary Waste Charge is below the budget by \$192,088 (23.67%). Following the resolution of the council meeting on 22 August 2024, the Secondary Waste Charge has been temporarily suspended from 1 September 2024 until the end of the 2024/2025 financial year as a result the Secondary Waste Charge is below the budget.
- 7 Interest on Municipal Cash Investments of \$1,238,554 is above the budget by \$1,157,278 (1,423.89%) due to the higher investment rate achieved (4.95% average interest vs 4.43% budgeted) and higher available funds for investments.
- 8 Reimbursement is above the budget by \$139,677 (13.60%). The major variances relate to an insurance reimbursement payout of \$124,740 for the Plant and an insurance reimbursement for repairs totalling \$50,340 for the Plant.
- 9 Other Income of 2,212,950 is above the budget by \$638,934 (40.59%) primarily due to an additional revenue generated from Australian carbon credit units (ACCU).

Operating Income Variances not previously reported to Council

- 10 Interest on Restricted Cash Investments of \$793,114 is above the budget by \$134,416 (20.41%). The variance is attributed to movements in restricted reserves and a higher balance in Restricted Cash Investments.
- 11 There were no further significant Operating Income variances as at 31 December 2024.



Operating Expenditure Variances Previously Reported to Council

- 12 Contract Expenses is \$1,387,606 (24.24%) lower than the budget. The variance is due to lower consulting fees spent in Waste Environmental (\$219,686), lower contract material and labour expenses spent in Waste Transfer Station (\$753,289) and lower contract material and labour expenses spent in Waste Environmental (\$112,466) compared to the budgeted amounts.
- 13 Material Expenses of \$817,936 is \$158,708 (16.25%) lower than budget of \$976,644 due to the timing of variance projects from different business units. Areas where the expenditures are lower than budget for various business units include the Office of the CEO (\$44,690), Business Support (\$54,364), Sustainability (\$20,148) and Operations (\$39,506).
- 14 Utility Expenses is \$35,254 (14.04%) below the budget of \$251,160. The major variance is due to lower costs of water consumption and service charges for Hazelmere Resource Recovery Park.
- 15 Fuel Expenses of \$794,227 is \$196,877 (19.86%) below the budget. The variance is attributed to lower purchase price of diesel fuel compared to budget.
- 16 Insurance Expenses is \$124,259 (40.90%) above the budget of \$303,810 due to adjustment charges received for insurance premium for Waste Transfer Station from previous financial year.
- 17 Miscellaneous Expenses is below the budget by \$564,908 (38.22%) due to the timing of variance projects from different business units. Areas where the expenditures are lower than budget for various business units include Business Support (\$95,672), Sustainability (\$43,347), the Office of the CEO of (\$25,554) and Operations (\$400,335).
- 18 Provision Expenses is \$509,667 (174.62%) above the budget of \$291,876. This non-cash flow is related to Post Closure Site Rehabilitation and Environmental Monitoring provisions. The variance is attributed to the delay in East Rockingham Waste to Energy project and additional Class III tonnages received from member Council, commercial and non-member Council.

19 There were no further significant Operating Expenditure variances as at 31 December 2024.

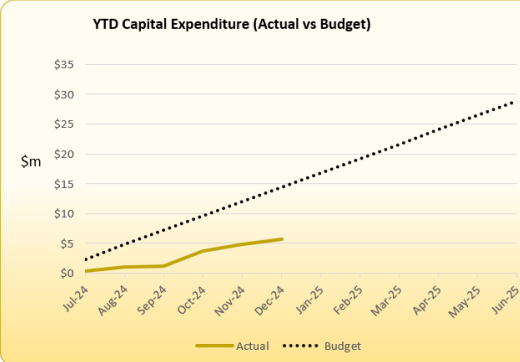
Other Comprehensive Income	Actuals for the Year	Nil
	End of Year Forecasts	Nil

20 There were no significant Other Comprehensive Income variances as at 31 December 2024.

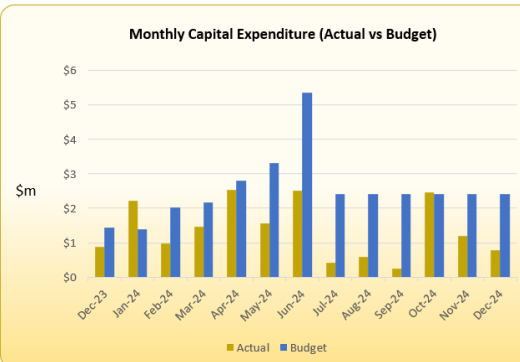
Capital Expenditure Statement (refer Attachment 2)

Capital Expenditure	Actuals for the Year	An underspend variance of \$8,710,941
	End of Year Forecasts	As per budget – not yet due to be reviewed.

YTD Capital Expenditure (Actual vs Budget)



Monthly Capital Expenditure (Actual vs Budget)



Capital Expenditure Variances

21 An underspent variance of 8,710,941 existed as at 31 December 2024 when compared to the budget of \$14,417,226.

22 Capital expenditure totalling \$5,706,285 with the major capital expenditure being undertaken on the following:

- Purchase / Replace Plant - RHWMF - \$1,950,051;
- Construct Class III Cell Stage 17 - RHWMF - \$1,623,406;
- Purchase / Replace Plant - HRRP - \$343,212;
- Construct Wood Waste to Energy Building - HRRP - \$262,246;
- Construct Class III Cell Stage 18 - RHWMF - \$256,650;
- Purchase / Replace Other Equipment - RHWMF - \$203,626;
- FOGO Picking Station - RHWMF - \$167,172;
- Purchase / Replace Minor Plant and Equipment - RHWMF - \$148,464;
- Purchase / Replace Vehicles - RHWMF - \$146,466;
- Wood Waste to Energy Utilities/Infrastructure - HRRP - \$104,362;
- Construct Wheel wash Bath - RHWMF - \$99,638;
- Sewer Line connection to Talloman - HRRP - \$56,279;
- Refurbish Plant - RHWMF - \$54,590;
- Purchase Vehicles - Ascot - \$54,262; and
- Design and Construct Class IV Cell Stage 3 - RHWMF - \$49,777.

- 23 As end of year forecasts are yet to be reviewed, the forecast balances as at 31 December 2024 are as per the budget estimates.

Statement of Financial Position (refer Attachment 3)

- 24 The Statement of Financial Position shows the overall impact of actual balances compared with budget provisions and end of year forecasts for operating and capital works activities.

- 25 Total Equity as at 31 December 2024 totals \$163,806,100. This is an increase of \$5,266,632 from the 30 June 2024 equity of \$158,539,468.

- 26 As end of year forecasts are yet to be reviewed, the forecast balances as at 31 December 2024 are as per the budget estimates.

Statement of Cash and Investments (refer Attachment 4)

- 27 The level of cash and investments in the Municipal Fund as at 31 December 2024 is \$15,673,305 and Restricted Cash amount to \$69,222,233.

- 28 The net movement for the month is an increase of \$3,087,608.

- 29 As end of year forecasts are yet to be reviewed, the forecast balances as at 31 December 2024 are as per the budget estimates.

Statement of Financial Activity (refer Attachment 5)

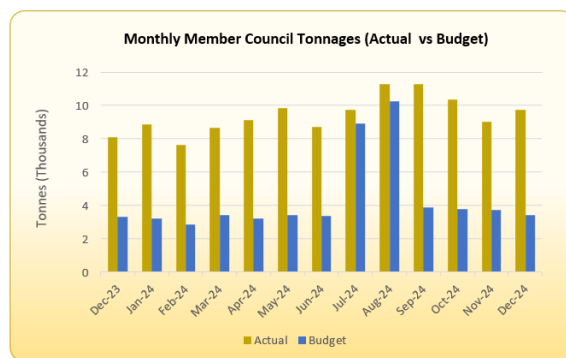
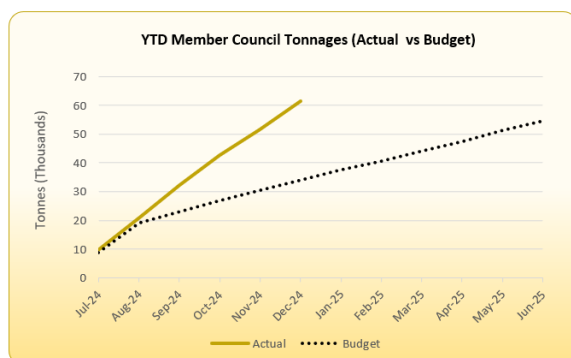
- 30 The Statement of Financial Activity combines information from other report to include Operating Revenue and Expenditure, Capital Income and Expenditure, and transfers to and from reserves.

- 31 The explanation of material variances can be found in the paragraphs under the "Statement of Comprehensive Income - Nature and Type" section.

Investment Report (refer Attachment 6)

- 32 Term deposits valued at \$31,000,000 matured during December 2024 and the entire amount was reinvested into further term deposits.

Red Hill Tonnages - Member Councils

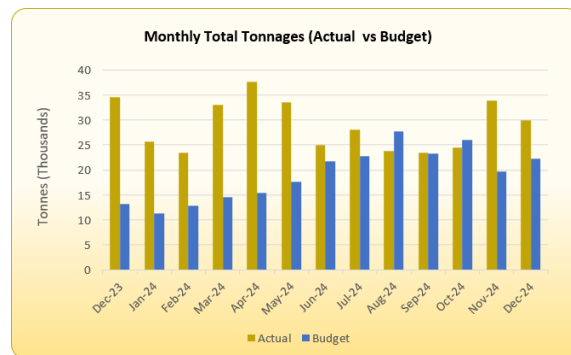
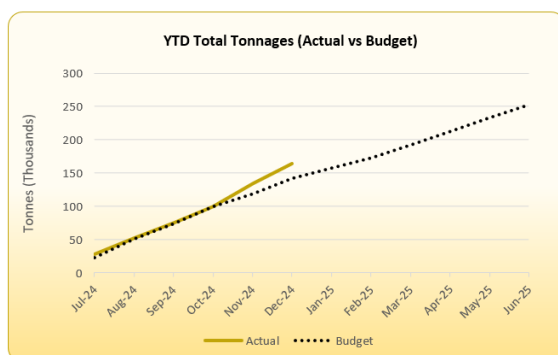


- 33 Tonnages received from Member Councils at Red Hill Waste Management Facility were 61,336 tonnes compared to the budget of 33,953 tonnes.

34 This compared with 54,575 tonnes in the previous corresponding period. The main variance is due to additional FOGO tonnages received from Shire of Mundaring and City of Swan.

35 The additional tonnages were also received from member Councils due to the delay in the East Rockingham Waste to Energy project.

Red Hill Tonnages – Total Tonnages



36 Total Red Hill tonnages received from all sources were 163,672 tonnes compared to the budget of 141,744 tonnes. The current percentage between commercial customers and member Council is 62.52% and 37.48% respectively.

37 Over the same period in 2023/2024 tonnages received from all sources totalled 183,648 tonnes.

STRATEGIC/POLICY IMPLICATIONS

38 Reporting on EMRC Strategic Policy implications align with the revised Strategic Plan 2017-2027 and the Sustainability Strategy.

FINANCIAL IMPLICATIONS

39 As outlined within the report and attachments.

SUSTAINABILITY IMPLICATIONS

40 Nil

RISK MANAGEMENT

Risk		
Consequence	Likelihood	Rating
Moderate	Unlikely	Moderate
Action/Strategy		
<ul style="list-style-type: none"> ➤ The financial report is scrutinised by the EMRC Council to ensure that all statutory requirements are met. ➤ Internal Audit reviews to ensure compliance with Financial Regulations. ➤ External Audit confirms compliance. 		



MEMBER COUNCIL IMPLICATIONS

Member Council	Implication Details
Town of Bassendean	Nil
City of Bayswater	
Shire of Mundaring	
City of Swan	

ATTACHMENT(S)

1. Statement of Comprehensive Income by Nature and Type (D2025/00657)
2. Capital Expenditure Statement (D2025/00658)
3. Statement of Financial Position (D2025/00659)
4. Statement of Cash and Investments (D2025/00660)
5. Statement of Financial Activity (D2025/00661)
6. Investment Report (D2025/00662)

VOTING REQUIREMENT

Simple Majority

RECOMMENDATION(S)

That Council receives the Statement of Comprehensive Income, Capital Expenditure Statement, Statement of Financial Position, Statement of Cash and Investments, Statement of Financial Activity and the Investment Report for the period ended 31 December 2024.

COUNCIL RESOLUTION(S)

MOVED

SECONDED

STATEMENT OF COMPREHENSIVE INCOME

Nature and Type

Year to Date			December 2024		Full Year		
Actual	Budget	Variance			Forecast	Budget	Variance
Operating Income							
\$29,117,514	\$30,491,622	(\$1,374,108)	(U)	User Charges	\$61,982,317	\$61,982,317	\$0 (F)
(\$11,460,800)	(\$10,283,687)	(\$1,177,113)	(U)	<u>Less</u> Landfill Levy Charges	(\$19,191,980)	(\$19,191,980)	\$0 (F)
\$17,656,714	\$20,207,935	(\$2,551,221)	(U)	Net User Charges	\$42,790,337	\$42,790,337	\$0 (F)
\$414,468	\$451,712	(\$37,244)	(U)	Special Charges	\$833,406	\$833,406	\$0 (F)
\$619,322	\$811,410	(\$192,088)	(U)	Secondary Waste Charge	\$1,181,382	\$1,181,382	\$0 (F)
\$78,104	\$83,726	(\$5,622)	(U)	Contributions	\$88,726	\$88,726	\$0 (F)
\$9,000	\$10,000	(\$1,000)	(U)	Operating Grants	\$128,300	\$128,300	\$0 (F)
\$1,238,554	\$81,276	\$1,157,278	(F)	Interest Municipal Cash Investments	\$162,568	\$162,568	\$0 (F)
\$793,114	\$658,698	\$134,416	(F)	Interest Restricted Cash Investments	\$1,317,456	\$1,317,456	\$0 (F)
\$1,166,373	\$1,026,696	\$139,677	(F)	Reimbursements	\$2,053,456	\$2,053,456	\$0 (F)
\$2,212,950	\$1,574,016	\$638,934	(F)	Other	\$4,050,005	\$4,050,005	\$0 (F)
\$140,591	\$138,495	\$2,096	(F)	Proceeds from Sale of Assets	\$325,000	\$325,000	\$0 (F)
\$24,329,190	\$25,043,964	(\$714,774)	(U)	Total Operating Income	\$52,930,636	\$52,930,636	\$0 (F)
Operating Expenditure							
\$7,613,062	\$8,394,296	\$781,234	(F)	Salary Expenses	\$16,790,286	\$16,790,286	\$0 (F)
\$4,337,569	\$5,725,175	\$1,387,606	(F)	Contract Expenses	\$11,497,412	\$11,497,412	\$0 (F)
\$817,936	\$976,644	\$158,708	(F)	Material Expenses	\$2,064,709	\$2,064,709	\$0 (F)
\$215,906	\$251,160	\$35,254	(F)	Utility Expenses	\$514,621	\$514,621	\$0 (F)
\$794,227	\$991,104	\$196,877	(F)	Fuel Expenses	\$1,989,418	\$1,989,418	\$0 (F)
\$0	\$0	\$0	(F)	Interest Expenses	\$0	\$0	\$0 (F)
\$428,069	\$303,810	(\$124,259)	(U)	Insurance Expenses	\$610,639	\$610,639	\$0 (F)
\$2,968,423	\$2,731,116	(\$237,307)	(U)	Depreciation Expenses	\$5,462,583	\$5,462,583	\$0 (F)
\$912,966	\$1,477,874	\$564,908	(F)	Miscellaneous Expenses	\$11,180,783	\$11,180,783	\$0 (F)
\$801,543	\$291,876	(\$509,667)	(U)	Provision Expenses	\$617,260	\$617,260	\$0 (F)
(\$845)	(\$524)	\$321	(F)	Costs Allocated	\$0	\$0	\$0 (F)
\$173,702	\$180,525	\$6,823	(F)	Carrying Amount of Assets Disposed Of	\$251,761	\$251,761	\$0 (F)
\$19,062,558	\$21,323,056	\$2,260,498	(F)	Total Operating Expenditure	\$50,979,472	\$50,979,472	\$0 (F)
\$5,266,632	\$3,720,908	\$1,545,724	(F)	NET RESULT BEFORE OTHER COMPREHENSIVE INCOME	\$1,951,164	\$1,951,164	\$0 (F)
Surplus	Surplus				Surplus	Surplus	
Other Comprehensive Income							
\$0	\$0	\$0	(F)	Revaluation of Assets/Accumulated Depreciation Reversal	\$0	\$0	\$0 (F)
\$0	\$0	\$0	(F)	Total Other Comprehensive Income	\$0	\$0	\$0 (F)
\$5,266,632	\$3,720,908	\$1,545,724	(F)	CHANGE IN NET ASSETS FROM OPERATIONS	\$1,951,164	\$1,951,164	\$0 (F)
Surplus	Surplus				Surplus	Surplus	

Notes:

1. User Charges - include member Councils and casual users pertaining to waste, risk management and environmental services fees and charges;
2. Special Charges - Waste Education Levy;
3. Contributions - member Councils' contributions to projects and services;
4. Operating Grants - grant income predominantly from government agencies; and
5. Other Operating Income - includes income from the sale of products;

(F) denotes Favourable variance and (U) denotes Unfavourable variance



CAPITAL EXPENDITURE STATEMENT

DECEMBER 2024

Year to Date			On Order	Full Year			
Actual	Budget	Variance		Forecast	Budget	Variance	
CEO's Team							
\$5,668	\$37,500	\$31,832	\$48,975	Purchase Information Technology & Communication Equipment - Councillors (24550/01)	\$75,000	\$75,000	\$0
\$5,668	\$37,500	\$31,832	\$48,975		\$75,000	\$75,000	\$0



CAPITAL EXPENDITURE STATEMENT

DECEMBER 2024

Year to Date			On Order		Full Year		
Actual	Budget	Variance			Forecast	Budget	Variance
Business Support							
\$15,429	\$26,796	\$11,367	\$0	Extend Ascot PV & EV Charging (24399/28)	\$53,603	\$53,603	\$0
\$54,263	\$67,998	\$13,735	\$56,253	Purchase Vehicles - Ascot Place (24440/00)	\$136,000	\$136,000	\$0
\$0	\$124,998	\$124,998	\$0	Purchase Vehicles - Ascot Place (Electric Vehicles) (24440/01)	\$250,000	\$250,000	\$0
\$0	\$4,998	\$4,998	\$0	Purchase Furniture Fittings & Equipment - Corporate Services (24510/01)	\$10,000	\$10,000	\$0
\$0	\$195,996	\$195,996	\$0	Purchase Information Technology & Communication Equipment (24550/00)	\$392,000	\$392,000	\$0
\$0	\$9,996	\$9,996	\$0	Capital Improvement Administration Building - Ascot Place (25240/01)	\$20,000	\$20,000	\$0
\$0	\$2,574	\$2,574	\$0	Upgrade Security Equipment - Ascot Place (25530/01)	\$5,150	\$5,150	\$0
\$69,692	\$433,356	\$363,664	\$56,253		\$866,753	\$866,753	\$0



CAPITAL EXPENDITURE STATEMENT

DECEMBER 2024

Year to Date			On Order		Full Year		
Actual	Budget	Variance			Forecast	Budget	Variance
Operations Team							
\$0	\$124,998	\$124,998	\$0	Construct Waste Management Facility Buildings - Red Hill Landfill Facility (24250/01)	\$250,000	\$250,000	\$0
\$262,246	\$655,140	\$392,894	\$698,963	Construct Wood Waste to Energy Building - HRRP (24259/05)	\$1,310,291	\$1,310,291	\$0
\$0	\$15,000	\$15,000	\$0	Construct Community Recycling Centre (CRC) - HRRP (24259/06)	\$30,000	\$30,000	\$0
\$33,228	\$150,000	\$116,772	\$63,477	Construct Waste Transfer Station - HRRP (24259/10)	\$300,000	\$300,000	\$0
\$0	\$4,998	\$4,998	\$0	Construct Weighbridge Office - Hazelmere (24259/12)	\$10,000	\$10,000	\$0
\$0	\$49,998	\$49,998	\$0	Upgrade Power Supply to Workshop No 2 - Red Hill Landfill Facility (24259/15)	\$100,000	\$100,000	\$0
(\$236)	\$750,000	\$750,236	\$12,000	Install Power Supply to Lots 8 9 & 10 - Red Hill Landfill Facility (24259/16)	\$1,500,000	\$1,500,000	\$0
\$0	\$0	\$0	\$0	Construct Wood Waste to Energy Building (Commissioning) - HRRP (24259/18)	\$0	\$0	\$0
\$0	\$259,998	\$259,998	\$0	Construct Wood Waste to Energy Dry Char Storage Facility - HRRP (24259/19)	\$520,000	\$520,000	\$0
\$0	\$150,000	\$150,000	\$0	Wood Waste to Energy Plant - Fire Protection - HRRP (24259/22)	\$300,000	\$300,000	\$0
\$0	\$75,000	\$75,000	\$0	Construct New Power Station - Redhill Landfill Facility (24259/23)	\$150,000	\$150,000	\$0
\$1,623,406	\$0	(\$1,623,406)	\$75,290	Construct Class III Cell Stage 17 - Red Hill Landfill Facility (24310/21)	\$0	\$0	\$0
\$256,650	\$2,824,998	\$2,568,348	\$4,131,110	Construct Class III Cell Stage 18 - Red Hill Landfill Facility (24310/22)	\$5,650,000	\$5,650,000	\$0

CAPITAL EXPENDITURE STATEMENT

DECEMBER 2024

Year to Date			On Order	Full Year			
Actual	Budget	Variance		Forecast	Budget	Variance	
Operations Team							
\$0	\$49,998	\$49,998	\$0	Design and Construct Class IV Cell Stage 2 - Red Hill Landfill Facility (24330/04)	\$100,000	\$100,000	\$0
\$49,778	\$75,000	\$25,223	\$660	Design and Construct Class IV Cell Stage 3 - Red Hill Landfill Facility (24330/05)	\$150,000	\$150,000	\$0
\$0	\$237,498	\$237,498	\$0	Construct Leachate and Stormwaste Infrastructure and Siltation Ponds - Red Hill Landfill Facility (24350/01)	\$475,000	\$475,000	\$0
\$218	\$0	(\$218)	\$0	Leachate Pond Deepening - Red Hill Landfill Facility (24350/02)	\$0	\$0	\$0
\$45,230	\$124,998	\$79,768	\$0	Construct Roads / Carparks - Red Hill Landfill Facility (24370/00)	\$250,000	\$250,000	\$0
\$0	\$165,000	\$165,000	\$0	Construct Access Road to Lots 8 9 10 - Red Hill Landfill Facility (24370/02)	\$330,000	\$330,000	\$0
\$0	\$49,998	\$49,998	\$0	Construct Drainage Diversion and Earthworks Infrastructures - Red Hill Landfill Facility (24380/00)	\$100,000	\$100,000	\$0
\$0	\$109,992	\$109,992	\$19,500	Construct Drainage Works to Lots 8 9 10 - Red Hill Landfill Facility (24380/01)	\$220,000	\$220,000	\$0
\$0	\$15,000	\$15,000	\$18,466	Construct Litter Fence - Redhill Landfill Facility (24394/05)	\$30,000	\$30,000	\$0
\$9,550	\$384,996	\$375,446	\$0	Construct FOGO Processing Area - Red Hill Landfill Facility (24395/05)	\$770,000	\$770,000	\$0
\$0	\$19,992	\$19,992	\$0	Undertake FOGO Reference Site Tours (24395/06)	\$40,000	\$40,000	\$0
\$3,628	\$104,994	\$101,366	\$917	Implementation of the FOGO Recovery Strategy (24395/07)	\$210,000	\$210,000	\$0
\$167,172	\$127,050	(\$40,122)	\$0	FOGO Picking Station - Red Hill Landfill Facility (24395/11)	\$254,105	\$254,105	\$0



CAPITAL EXPENDITURE STATEMENT

DECEMBER 2024

Year to Date			On Order	Full Year				
Actual	Budget	Variance		Forecast	Budget	Variance		
Operations Team								
\$700	\$49,998	\$49,298	\$0	Construct Monitoring Bores - Red Hill Landfill Facility (24396/00)	\$100,000	\$100,000	\$0	
\$27,146	\$49,998	\$22,852	\$31,535	Project & Engineering Hazelmere - Construct Other (24399/03)	\$100,000	\$100,000	\$0	
\$0	\$24,996	\$24,996	\$0	Construct Storage Bunkers for Wood Fines (QA process) - Hazelmere (24399/09)	\$50,000	\$50,000	\$0	
(\$5,733)	\$99,996	\$105,729	\$45,218	Air Supply lines - Waste Management Structures - Red Hill Landfill Facility (24399/10)	\$200,000	\$200,000	\$0	
\$104,362	\$300,000	\$195,638	\$60,153	Wood Waste to Energy Utilities/Infrastructure - HRRP (24399/11)	\$600,000	\$600,000	\$0	
\$0	\$49,998	\$49,998	\$0	Develop Lots 8 9 & 10 For Future Waste Activities - Red Hill Landfill Facility (24399/19)	\$100,000	\$100,000	\$0	
\$0	\$249,996	\$249,996	\$0	Gas Extraction System Wells - Red Hill Landfill Facility (24399/20)	\$500,000	\$500,000	\$0	
\$0	\$1,963,902	\$1,963,902	\$0	Air Pollution Control Residue Facility (APCR) - Red Hill Landfill Facility (24399/21)	\$3,927,815	\$3,927,815	\$0	
\$0	\$49,998	\$49,998	\$0	Noise Barrier for Hammer Mill - HRRP (24399/26)	\$100,000	\$100,000	\$0	
\$56,279	\$0	(\$56,279)	\$0	Sewer Line connection to Talloman - HRRP (24399/30)	\$0	\$0	\$0	
\$0	\$49,998	\$49,998	\$0	Red Hill Project - Others/ Emergency (24399/31)	\$100,000	\$100,000	\$0	
\$0	\$75,000	\$75,000	\$0	Design and Construct Air Pollution Control Residue Facility (APCR) Monocell - Red Hill Landfill Faci (24399/32)	\$150,000	\$150,000	\$0	
\$99,639	\$0	(\$99,639)	\$0	Construct Wheel wash Bath - Red Hill Landfill Facility (24399/33)	\$0	\$0	\$0	



CAPITAL EXPENDITURE STATEMENT

DECEMBER 2024

Year to Date			On Order		Full Year		
Actual	Budget	Variance			Forecast	Budget	Variance
Operations Team							
\$1,950,051	\$849,996	(\$1,100,055)	\$0	Purchase / Replace Plant - Red Hill Landfill Facility (24410/00)	\$1,700,000	\$1,700,000	\$0
\$343,212	\$1,184,880	\$841,668	\$363,983	Purchase / Replace Plant - Hazelmere (24410/01)	\$2,369,760	\$2,369,760	\$0
\$1,434	\$165,000	\$163,566	\$0	Purchase Wood Waste to Energy Plant & Equipment - HRRP (24410/03)	\$330,000	\$330,000	\$0
\$34,993	\$169,998	\$135,005	\$0	Purchase FOGO Processing Plant - Red Hill Landfill Facility (24410/10)	\$340,000	\$340,000	\$0
\$6,754	\$90,000	\$83,246	\$0	Regional Waste Collection Project - Plant Purchases (24410/14)	\$180,000	\$180,000	\$0
\$0	\$537,000	\$537,000	\$0	Air Pollution Control Residue Facility (APCR) Plant & Equipment - Red Hill Landfill Facility (24410/15)	\$1,074,000	\$1,074,000	\$0
\$0	\$254,994	\$254,994	\$0	Regional Waste Collection Project - Bulk Verge for Bassendean and Mundaring (24410/16)	\$510,000	\$510,000	\$0
\$148,464	\$171,000	\$22,536	\$0	Purchase / Replace Minor Plant and Equipment-Red Hill Landfill Facility (24420/00)	\$342,000	\$342,000	\$0
(\$176)	\$16,998	\$17,174	\$3,914	Purchase / Replace Minor Plant and Equipment - Hazelmere (24420/02)	\$34,000	\$34,000	\$0
\$0	\$124,998	\$124,998	\$0	Purchase Wheel Wash - Red Hill Landfill Facility (24420/08)	\$250,000	\$250,000	\$0
\$146,466	\$144,498	(\$1,968)	\$0	Purchase / Replace Vehicles - Red Hill Landfill Facility (24430/00)	\$289,000	\$289,000	\$0
\$0	\$4,998	\$4,998	\$0	Purchase Fire Fighting System/Equipment - Hazelmere (24520/07)	\$10,000	\$10,000	\$0
\$0	\$30,000	\$30,000	\$0	Purchase / Replace Security System - Red Hill Waste Management Facility (24530/08)	\$60,000	\$60,000	\$0



CAPITAL EXPENDITURE STATEMENT

DECEMBER 2024

Year to Date			On Order	Full Year			
Actual	Budget	Variance		Forecast	Budget	Variance	
Operations Team							
\$0	\$3,000	\$3,000	\$0	Purchase Information Technology & Communication Equipment - Projects (24550/02)	\$6,000	\$6,000	\$0
\$0	\$16,998	\$16,998	\$0	Purchase Information Technology & Communication Equipment - Hazelmere (24550/03)	\$34,000	\$34,000	\$0
\$0	\$3,000	\$3,000	\$0	Purchase Information Technology & Communication Equipment - Red Hill Admin (24550/05)	\$6,000	\$6,000	\$0
\$0	\$3,000	\$3,000	\$0	Purchase Information Technology & Communication Equipment - Red Hill Weighbridge (24550/06)	\$6,000	\$6,000	\$0
\$203,626	\$49,998	(\$153,628)	\$12,181	Purchase / Replace Other Equipment - Red Hill Landfill Facility (24590/00)	\$100,000	\$100,000	\$0
\$8,250	\$4,998	(\$3,252)	\$2,286	Purchase / Replace Miscellaneous Equipment - Hazelmere (24590/02)	\$10,000	\$10,000	\$0
\$0	\$499,998	\$499,998	\$0	Purchase Evaporators - Solar Generator - Red Hill Landfill Facility (24590/12)	\$1,000,000	\$1,000,000	\$0
\$0	\$49,998	\$49,998	\$0	Purchase Gas Analyser (Methane) - Redhill Landfill Facility (24590/13)	\$100,000	\$100,000	\$0
\$0	\$2,496	\$2,496	\$0	Purchase Office Furniture and Fittings - Hazelmere Office (24610/10)	\$5,000	\$5,000	\$0
\$0	\$4,998	\$4,998	\$0	Purchase Furniture and Fittings - Hazelmere Workshop (24610/11)	\$10,000	\$10,000	\$0
\$54,590	\$75,000	\$20,410	\$0	Refurbish Plant - Red Hill Landfill Facility (25410/00)	\$150,000	\$150,000	\$0
\$5,630,925	\$13,946,370	\$8,315,445	\$5,539,655		\$27,892,971	\$27,892,971	\$0



CAPITAL EXPENDITURE STATEMENT

DECEMBER 2024

Year to Date			On Order		Full Year		
Actual	Budget	Variance			Forecast	Budget	Variance
\$5,706,285	\$14,417,226	\$8,710,941	\$5,644,883	TOTAL CAPITAL EXPENDITURE	\$28,834,724	\$28,834,724	\$0



STATEMENT OF FINANCIAL POSITION

DECEMBER 2024

Actual June 2024	Actual Year to Date	(F) = Favourable variation (U) = Unfavourable variation	Full Year		
			Forecast	Budget	Variance
Current Assets					
\$27,350,538	\$4,895,538	Cash and Cash Equivalents	\$1,186,472	\$1,186,472	\$0 (F)
\$60,500,000	\$80,000,000	Investments	\$26,019,318	\$26,019,318	\$0 (F)
\$6,249,406	\$6,171,191	Trade and Other Receivables	\$2,988,058	\$2,988,058	\$0 (F)
\$133,919	\$94,291	Inventories	\$39,035	\$39,035	\$0 (F)
\$37,493	\$393,998	Other Assets	\$67,382	\$67,382	\$0 (F)
\$94,271,356	\$91,555,018	Total Current Assets	\$30,300,265	\$30,300,265	\$0 (F)
Current Liabilities					
\$19,582,923	\$11,384,181	Trade and Other Payables	\$6,201,968	\$6,201,968	\$0 (F)
\$21,000,517	\$53,697,119	Provisions*	\$2,009,781	\$2,009,781	\$0 (F)
\$40,583,440	\$65,081,300	Total Current Liabilities	\$8,211,749	\$8,211,749	\$0 (F)
\$53,687,916	\$26,473,718	Net Current Assets	\$22,088,516	\$22,088,516	\$0 (F)
Non Current Assets					
\$47,850,257	\$47,850,257	Land	\$47,850,257	\$47,850,257	\$0 (F)
\$20,492,681	\$20,471,878	Buildings	\$34,189,308	\$34,189,308	\$0 (F)
\$18,468,960	\$21,574,806	Structures	\$51,020,474	\$51,020,474	\$0 (F)
\$15,494,923	\$16,168,276	Plant	\$26,422,357	\$26,422,357	\$0 (F)
\$461,077	\$847,116	Equipment	\$3,935,059	\$3,935,059	\$0 (F)
\$150,905	\$139,086	Furniture and Fittings	\$217,802	\$217,802	\$0 (F)
\$38,867,973	\$37,299,515	Work in Progress	\$17,536,763	\$17,536,763	\$0 (F)
\$141,786,776	\$144,350,934	Total Non Current Assets	\$181,172,020	\$181,172,020	\$0 (F)
Non Current Liabilities					
\$36,935,224	\$7,018,552	Provisions	\$42,625,314	\$42,625,314	\$0 (F)
\$36,935,224	\$7,018,552	Total Non Current Liabilities	\$42,625,314	\$42,625,314	\$0 (F)
\$158,539,468	\$163,806,100	Net Assets	\$160,635,222	\$160,635,222	\$0 (F)
Equity					
\$58,805,378	\$75,389,318	Accumulated Surplus/Deficit	\$96,902,208	\$96,902,208	\$0 (F)
\$37,597,986	\$37,597,986	Asset Revaluation Reserve	\$37,145,634	\$37,145,634	\$0 (F)
\$45,552,164	\$45,552,164	Cash Backed Reserves	\$24,636,216	\$24,636,216	\$0 (F)
\$16,583,940	\$5,266,632	Net change in assets from operations	\$1,951,164	\$1,951,164	\$0 (F)
\$158,539,468	\$163,806,100	Total Equity	\$160,635,222	\$160,635,222	\$0 (F)

*Current Liabilities - Provisions include City of Belmont Payout Provision of \$21,000,517 and City of Kalamunda Payput Provision of \$30,718,215



CASH AND INVESTMENTS DECEMBER 2024

Actual June 2024	Actual Year to Date	(F) = Favourable variation (U) = Unfavourable variation	Full Year		
			Forecast	Budget	Variance
Municipal Cash and Investments					
3,346,488	4,891,688	Cash at Bank - Municipal Fund 01001/00	737,094	737,094	0 (F)
4,050	3,850	Cash on Hand 01019/00 - 02	4,050	4,050	0 (F)
38,947,836	10,777,767	Investments - Municipal Fund 02021/00	1,182,422	1,182,422	0 (F)
42,298,374	15,673,305	Total Municipal Cash	1,923,566	1,923,566	0 (F)
Restricted Cash and Investments					
1,288,995	512,012	Restricted Investments - Plant and Equipment 02022/01	222,157	222,157	0 (F)
4,462,212	4,656,670	Restricted Investments - Post Closure Site Rehabilitation Red Hill 02022/02	4,282,467	4,282,467	0 (F)
6,682,929	99,400	Restricted Investments - Future Development 02022/03	735,590	735,590	0 (F)
2,065,084	2,155,078	Restricted Investments - Environmental Monitoring Red Hill 02022/04	1,985,756	1,985,756	0 (F)
4,573,220	5,325,076	Restricted Investments - Class IV Cells Red Hill 02022/07	463,756	463,756	0 (F)
10,312,670	6,661,531	Restricted Investments - Secondary Waste Processing 02022/09	8,810,577	8,810,577	0 (F)
1,208,713	560,115	Restricted Investments - Class III Cells 02022/10	2,152,501	2,152,501	0 (F)
5,762,984	6,014,129	Restricted Investments - EastLink Relocation 02022/13	4,864,418	4,864,418	0 (F)
8,036,861	21,028,724	Restricted Investments - Committed Funds 02022/14	544,468	544,468	0 (F)
0	21,000,517	Restricted Investments - Equity Reserve 02022/15	0	0	0 (F)
1,158,496	1,208,981	Restricted Investments - Long Service Leave 02022/90	1,220,534	1,220,534	0 (F)
45,552,164	69,222,233	Total Restricted Cash	25,282,224	25,282,224	0 (F)
87,850,538	84,895,538	TOTAL CASH AND INVESTMENTS	27,205,790	27,205,790	0 (F)

The Cash at Bank - Municipal Fund represents the balance on the last day of the relevant month. Any portion of the balance available for investment is transferred into the Investment - Municipal Fund account in the following period. Funds held in the Cash at Bank - Municipal Fund continue to accrue interest as per the Westpac commercial rates.



STATEMENT OF FINANCIAL ACTIVITY

December 2024

Year to Date				Full Year		
Actual	Budget	Variance		Forecast	Budget	Variance
(F) = Favourable variation (U) = Unfavourable variation						
OPERATING ACTIVITIES						
Revenue from operating activities						
\$30,151,304	\$31,754,744	(\$1,603,440)	(U)	Fees and charges	\$63,997,105	\$63,997,105 \$0 (F)
\$1,253,477	\$1,120,422	\$133,055	(F)	Grants, subsidies and contributions	\$2,270,482	\$2,270,482 \$0 (F)
\$2,031,668	\$739,974	\$1,291,694	(F)	Interest revenue	\$1,480,024	\$1,480,024 \$0 (F)
\$2,212,950	\$1,574,016	\$638,934	(F)	Other revenue	\$4,050,005	\$4,050,005 \$0 (F)
\$140,591	\$138,495	\$2,096	(F)	Profit on asset disposals	\$73,239	\$73,239 \$0 (F)
\$35,789,990	\$35,327,651	\$462,339	(F)		\$71,870,855	\$71,870,855 \$0 (F)
Expenditure from operating activities						
(\$7,613,062)	(\$8,394,296)	\$781,234	(F)	Employee costs	(\$16,790,286)	(\$16,790,286) \$0 (F)
(\$5,155,505)	(\$6,701,819)	\$1,546,314	(F)	Materials and contracts	(\$13,562,121)	(\$13,562,121) \$0 (F)
(\$215,906)	(\$251,160)	\$35,254	(F)	Utility charges	(\$514,621)	(\$514,621) \$0 (F)
(\$2,968,423)	(\$2,731,116)	(\$237,307)	(U)	Depreciation	(\$5,462,583)	(\$5,462,583) \$0 (F)
\$0	\$0	\$0	(F)	Finance costs	\$0	\$0 \$0 (F)
(\$428,069)	(\$303,810)	(\$124,259)	(U)	Insurance	(\$610,639)	(\$610,639) \$0 (F)
(\$13,968,691)	(\$13,044,017)	(\$924,674)	(U)	Other expenditure	(\$32,979,441)	(\$32,979,441) \$0 (F)
(\$173,702)	(\$180,525)	\$6,823	(F)	Loss on asset disposals	\$0	\$0 \$0 (F)
(\$30,523,358)	(\$31,606,743)	(\$1,279,417)	(U)		(\$69,919,691)	(\$69,919,691) \$0 (F)
\$3,803,084	\$309,781	\$3,493,303	(F)	Non-cash amounts excluded from operating activities	\$6,006,604	\$6,006,604 \$0 (F)
\$9,069,716	\$4,030,689	\$2,676,225	(F)	Amount attributable to operating activities	\$7,957,768	\$7,957,768 \$0 (F)
INVESTING ACTIVITIES						
Inflows from investing activities						
\$140,591	\$138,495	\$2,096	(F)	Proceeds from disposal of assets	\$325,000	\$325,000 \$0 (F)
\$140,591	\$138,495	\$2,096	(F)		\$325,000	\$325,000 \$0 (F)
Outflows from investing activities						
(\$3,198,243)	(\$7,137,072)	\$3,938,829	(F)	Purchase of property, plant and equipment	(\$14,274,201)	(\$14,274,201) \$0 (F)
(\$2,508,045)	(\$7,280,244)	\$4,772,199	(F)	Purchase and construction of infrastructure	(\$14,560,523)	(\$14,560,523) \$0 (F)
(\$5,706,288)	(\$14,417,316)	\$8,711,028	(F)		(\$28,834,724)	(\$28,834,724) \$0 (F)
(\$5,565,697)	(\$14,278,821)	\$8,713,124	(F)	Amount attributable to investing activities	(\$28,509,724)	(\$28,509,724) \$0 (F)
FINANCING ACTIVITIES						
Inflows from financing activities						
\$13,474,190	\$4,880,490	\$8,593,700	(F)	Transfers from reserve accounts	\$9,761,029	\$9,761,029 \$0 (F)
\$13,474,190	\$4,880,490	\$8,593,700	(F)		\$9,761,029	\$9,761,029 \$0 (F)
Outflows from financing activities						
(\$37,144,261)	(\$2,375,448)	(\$34,768,813)	(U)	Transfers to reserve accounts	(\$4,750,987)	(\$4,750,987) \$0 (F)
(\$37,144,261)	(\$2,375,448)	(\$34,768,813)	(U)		(\$4,750,987)	(\$4,750,987) \$0 (F)
(\$23,670,071)	\$2,505,042	(\$26,175,113)	(U)	Amount attributable to financing activities	\$5,010,042	\$5,010,042 \$0 (F)
MOVEMENT IN SURPLUS OR DEFICIT						
\$8,135,751	\$12,348,206	(\$4,212,455)	(U)	Surplus or deficit at the start of the financial year	\$12,348,206	\$12,348,206 \$0 (F)
\$9,069,716	\$4,030,689	\$5,039,027	(F)	Amount attributable to operating activities	\$7,957,768	\$7,957,768 \$0 (F)
(\$5,565,697)	(\$14,278,821)	\$8,713,124	(F)	Amount attributable to investing activities	(\$28,509,724)	(\$28,509,724) \$0 (F)
(\$23,670,071)	\$2,505,042	(\$26,175,113)	(U)	Amount attributable to financing activities	\$5,010,042	\$5,010,042 \$0 (F)
(\$12,030,300)	\$4,605,116	(\$16,635,416)	(U)	Surplus or deficit after imposition of general rates	(\$3,193,708)	(\$3,193,708) \$0 (F)

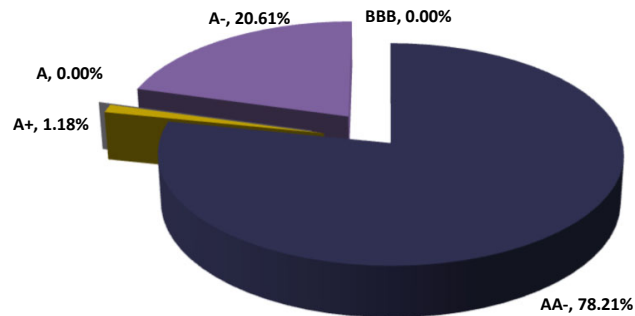
EMRC Investment Report

December 2024

I. Overall Portfolio Limits

S&P Long Term Rating	% Portfolio	Investment Maximum %
AA-	78.21%	100.00%
A+	1.18%	100.00%
A	0.00%	100.00%
A-	20.61%	100.00%
BBB	0.00%	40.00%
	<u>100.00%</u>	

Investment by S&P Rating



II. Single Entity Exposure

	S&P Long Term Rating	% Portfolio
ANZ Banking Group	AA-	0.00%
AMP	BBB+	0.00%
NAB	AA-	9.42%
Westpac / St. George Bank	AA-	44.06%
Suncorp	A+	1.18% *
BOQ / ME Bank	A-	20.61%
Commonwealth Bank	AA-	24.74%
ING	A	0.00%
Macquarie Bank	A+	0.00%
		<u>100.00%</u>

* Non-Fossil Fuel ADI (Authorised Deposit Taking Institution)

III. Term to Maturity Framework

Maturity Profile	Investment Policy Guidelines		
	% Portfolio	% Min	% Max
Less Than 1 Year	100.00%	40%	100%
Greater than 1 year & less than or equal to 3 years	0.00%	0%	60%
	<u>100.00%</u>		

IV. Fossil Fuel Divestment

	% Portfolio
Non-Fossil Fuel ADI's	1.18%
Fossil Fuel ADI's	98.82%
	<u>100.00%</u>

14.4 FINANCIAL REPORT FOR THE PERIOD ENDING 31 JANUARY 2025

D2025/03242

PURPOSE OF REPORT

The purpose of this report is to provide Council with an overview of the EMRC's financial performance for the period ended 31 January 2025.

KEY POINT(S)

- Significant year to date budget variances greater than 10% or \$20,000, whichever is the greater, within each nature and type category on the Statement of Comprehensive Income as at 31 January 2025 have been identified and are reported on in the body of the report.
- The Financial Reports are unaudited and may be subject to amendments as a result of any audit adjustments.

RECOMMENDATION(S)

That Council receives the Statement of Comprehensive Income, Capital Expenditure Statement, Statement of Financial Position, Statement of Cash and Investments, Statement of Financial Activity and the Investment Report for the period ended 31 January 2025.

SOURCE OF REPORT

Chief Financial Officer

BACKGROUND

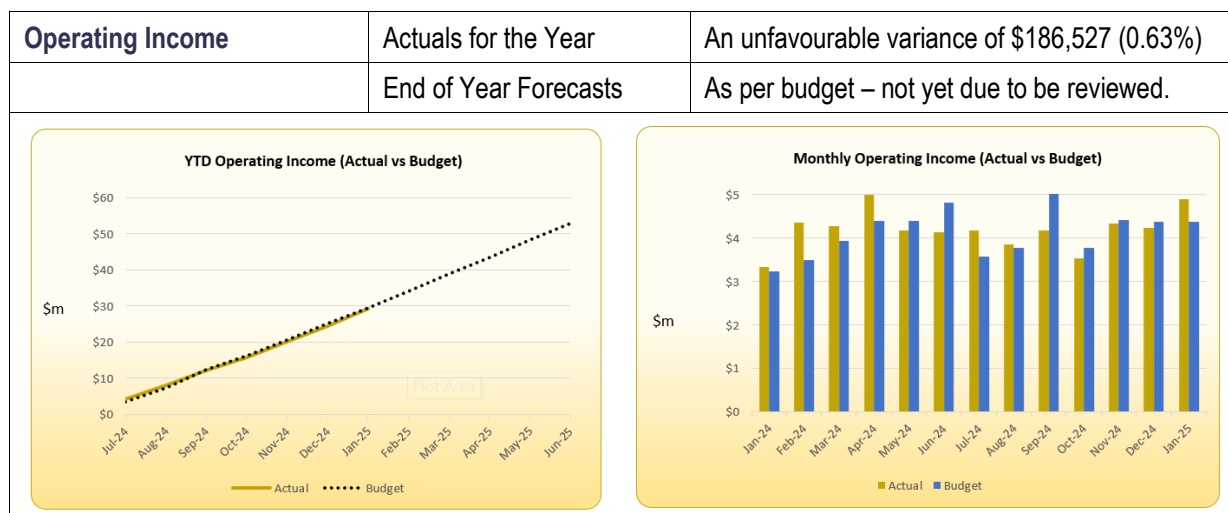
- 1 It is a requirement of the *Local Government (Financial Management) Regulations 1996* (r.34) that a Local Government is to prepare and present to Council financial reports in such a form as the Local Government considers to be appropriate.
- 2 Submitted to each meeting of Council is a financial report and summaries which provide an overview of year to date budget performance for operating activities and capital works. Variances greater than 10% or \$20,000, whichever is the greater, within each nature and type category on the Statement of Comprehensive Income are reported on in the body of the report. Also included are end of year forecasts by nature and type for operating activities and end of year forecasts for each capital works project. These forecasts are reviewed regularly in order to provide an accurate forecast of the end of year result.

REPORT

- 3 Outlined below are financial statements for the period ended 31 January 2025. Where possible the year to date monthly budget allocations will be reviewed in order to match the appropriate timing for the various projects budgeted to be undertaken. This will provide a better comparison between the year to date actual and year to date budget figures.

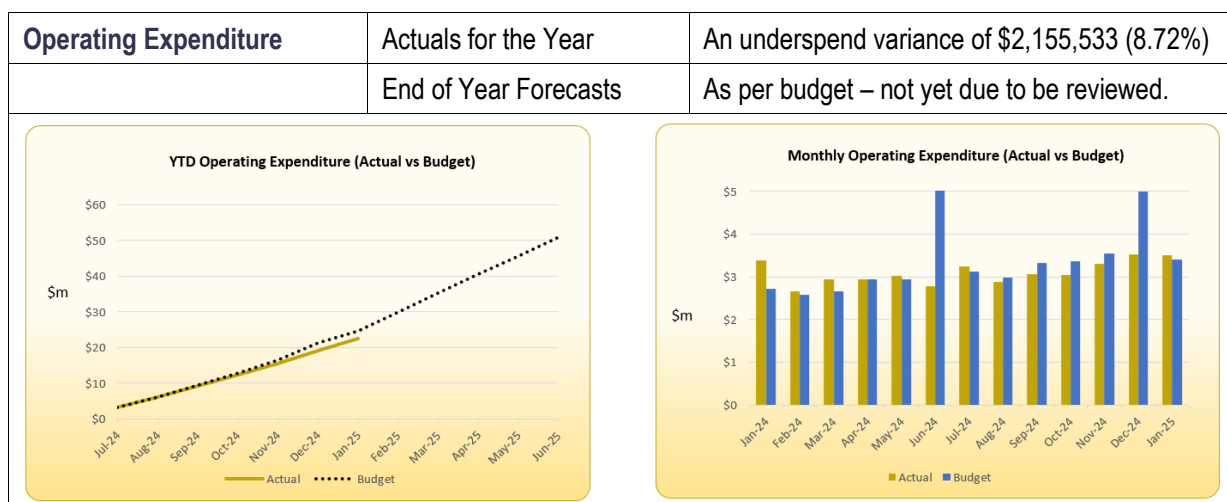
Statement of Comprehensive Income - Nature and Type (refer Attachment 1)

- 4 The net operating result as at 31 January 2025 is a favourable variance of \$1,969,006 (41.88%) against budget. The following information is provided on key aspects of Council's year to date financial performance:



Operating Income Variances Previously Reported to Council

- 5 Secondary Waste Charge is below the budget by \$253,755 (29.06%). Following the resolution of the council meeting on 22 August 2024, the Secondary Waste Charge has been temporarily suspended from 1 September 2024 until the end of the 2024/2025 financial year as a result the Secondary Waste Charge is below the budget.
- 6 Interest on Municipal Cash Investments of \$1,344,805 is above the budget by \$1,249,983 (1,318.24%) due to the higher investment rate achieved (4.94% average interest vs 4.43% budgeted) and higher available funds for investments.
- 7 Interest on Restricted Cash Investments of \$1,028,954 is above the budget by \$260,473 (33.89%). The variance is attributed to a higher balance in Restricted Cash Investments.
- 8 Reimbursement is above the budget by \$120,010 (10.02%). The major variances relate to an insurance reimbursement payout of \$124,740 for the Plant and an insurance reimbursement for repairs totalling \$50,340 for the Plant. This offset by the lower than budgeted reimbursement from the Operations of Mundaring transfer station.
- 9 Other Income of 2,474,325 is above the budget by \$687,299 (38.46%) primarily due to an additional revenue generated from Australian carbon credit units (ACCU).
- 10 There were no further significant Operating Income variances as at 31 January 2025.



Operating Expenditure Variances Previously Reported to Council

- 11 Contract Expenses is \$1,057,581 (15.93%) lower than the budget. The variance is due to lower consulting fees spent in Waste Environmental (\$251,573) and lower contract material and labour expenses spent in Waste Transfer Station (\$785,516) compared to the budgeted amounts.
- 12 Material Expenses of \$943,290 is \$215,138 (18.57%) lower than budget of \$1,158,428 due to the timing of variance projects from different business units. Areas where the expenditures are lower than budget for various business units include the Office of the CEO (\$68,919), Business Support (\$63,906), Sustainability (\$46,774) and Operations (\$35,539).
- 13 Utility Expenses is \$32,525 (11.10%) below the budget of \$292,940. The major various is due to lower costs of water consumption and service charges for Hazelmere Resource Recovery Park.
- 14 Fuel Expenses of \$953,525 is \$202,763 (17.54%) below the budget. The variance is attributed to lower purchase price of diesel fuel compared to budget.
- 15 Insurance Expenses is \$122,918 (34.68%) above the budget of \$354,445 due to adjustment charges received for insurance premium for Waste Transfer Station from previous financial year.
- 16 Miscellaneous Expenses is below the budget by \$774,253 (45.16%). The primary variances pertain to the gate fee payments to East Rockingham Waste to Energy. The project delay has resulted in a delayed in gate fee payments.
- 17 Provision Expenses is \$667,501 (196.02%) above the budget of \$340,522. This non-cash flow is related to Post Closure Site Rehabilitation and Environmental Monitoring provisions. The variance is attributed to the delay in East Rockingham Waste to Energy project. As a result, additional Class III tonnages received from member Council, commercial and non-member Council.

Operating Expenditure Variances not previously reported to Council

18 Salary Expenses of \$8,671,713 is \$1,013,351 (10.46%) below the budget. This variance relates to budgeted positions yet to be filled together with unfilled vacant positions.

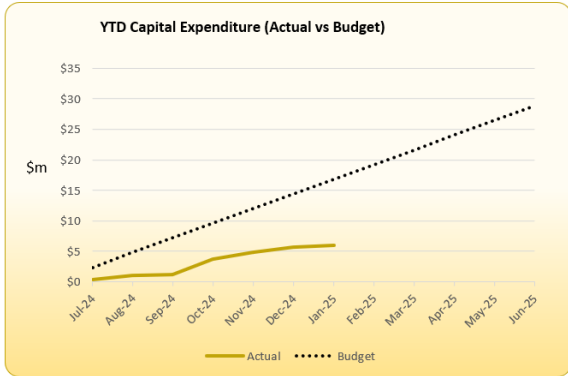
19 There were no further significant Operating Expenditure variances as at 31 January 2025.

Other Comprehensive Income	Actuals for the Year	Nil
	End of Year Forecasts	Nil

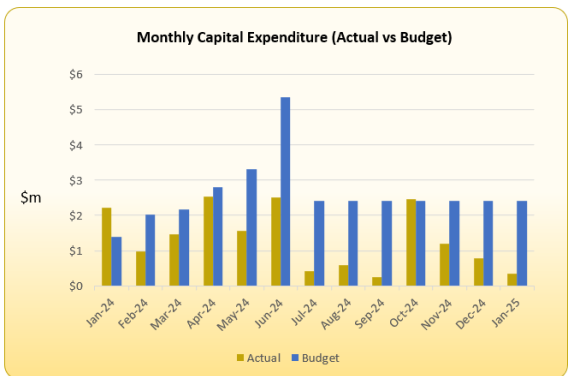
20 There were no significant Other Comprehensive Income variances as at 31 January 2025.

Capital Expenditure Statement (refer Attachment 2)

Capital Expenditure	Actuals for the Year	An underspend variance of \$10,766,768
	End of Year Forecasts	As per budget – not yet due to be reviewed.



YTD Capital Expenditure (Actual vs Budget)



Monthly Capital Expenditure (Actual vs Budget)

Capital Expenditure Variances

21 An underspent variance of 10,766,768 existed as at 31 January 2025 when compared to the budget of \$16,820,097.

22 Capital expenditure totalling \$6,053,329 with the major capital expenditure being undertaken on the following:

- Purchase / Replace Plant - RHWMF - \$1,951,327
- Construct Class III Cell Stage 17 - RHWMF - \$1,623,590;
- Construct Wood Waste to Energy Building - HRRP - \$354,800;
- Purchase / Replace Plant - HRRP - \$343,211;
- Construct Class III Cell Stage 18 - RHWMF - \$310,503;
- Purchase / Replace Other Equipment - RHWMF - \$215,806;
- Wood Waste to Energy Utilities/Infrastructure - HRRP - \$206,212;
- FOGO Picking Station - RHWMF - \$167,172;
- Purchase / Replace Minor Plant and Equipment - RHWMF - \$154,054;
- Purchase / Replace Vehicles - RHWMF - \$146,466;
- Construct Wheel wash Bath - RHWMF - \$144,868;
- Purchase Vehicles - Ascot - \$110,066;
- Sewer Line connection to Talloman - HRRP - \$56,279;
- Refurbish Plant - RHWMF - \$54,590; and
- Construct Waste Transfer Station - HRRP - \$50,949.

- 23 As end of year forecasts are yet to be reviewed, the forecast balances as at 31 January 2025 are as per the budget estimates.

Statement of Financial Position (refer Attachment 3)

- 24 The Statement of Financial Position shows the overall impact of actual balances compared with budget provisions and end of year forecasts for operating and capital works activities.

- 25 Total Equity as at 31 January 2025 totals \$165,210,265. This is an increase of \$6,670,797 from the 30 June 2024 equity of \$158,539,468.

- 26 As end of year forecasts are yet to be reviewed, the forecast balances as at 31 January 2025 are as per the budget estimates.

Statement of Cash and Investments (refer Attachment 4)

- 27 The level of cash and investments in the Municipal Fund as at 31 January 2025 is \$13,686,018 and Restricted Cash amount to \$69,693,966.

- 28 The net movement for the month is a decrease of \$1,515,554.

- 29 As end of year forecasts are yet to be reviewed, the forecast balances as at 31 January 2025 are as per the budget estimates.

Statement of Financial Activity (refer Attachment 5)

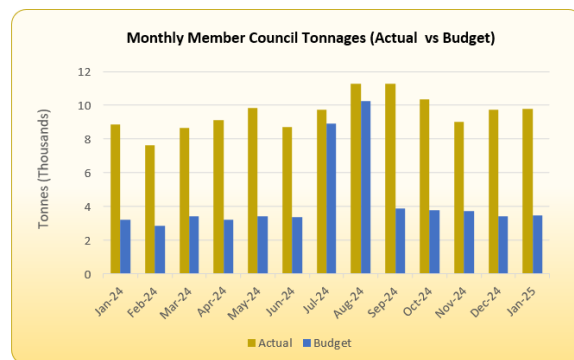
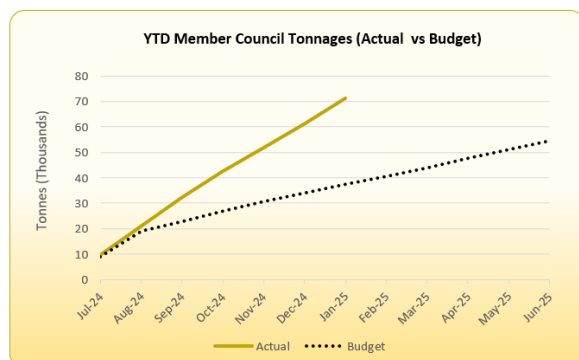
- 30 The Statement of Financial Activity combines information from other report to include Operating Revenue and Expenditure, Capital Income and Expenditure, and transfers to and from reserves.

- 31 The explanation of material variances can be found in the paragraphs under the "Statement of Comprehensive Income - Nature and Type" section.

Investment Report (refer Attachment 6)

- 32 Term deposits valued at \$34,500,000 matured during January 2025 and the entire amount was reinvested into further term deposits.

Red Hill Tonnages - Member Councils

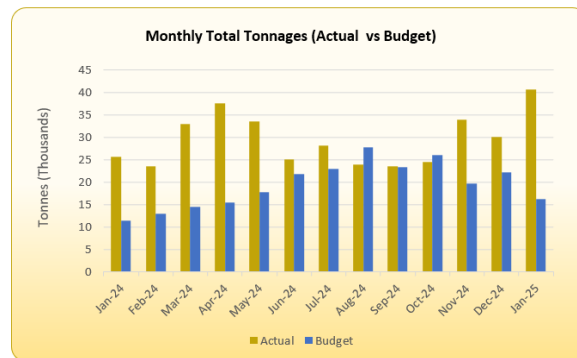
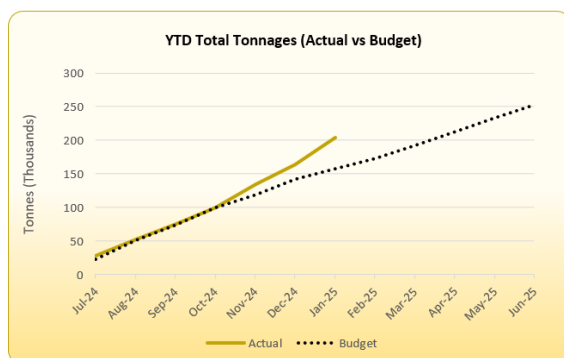


- 33 Tonnages received from Member Councils at Red Hill Waste Management Facility were 71,129 tonnes compared to the budget of 37,448 tonnes.

34 This compared with 63,441 tonnes in the previous corresponding period. The main variance is due to additional FOGO tonnages received from Shire of Mundaring and City of Swan.

35 The additional tonnages were also received from member Councils due to the delay in the East Rockingham Waste to Energy project.

Red Hill Tonnages – Total Tonnages



36 Total Red Hill tonnages received from all sources were 204,218 tonnes compared to the budget of 157,915 tonnes. The current percentage between commercial customers and member Council is 65.17% and 34.83% respectively.

37 Over the same period in 2023/2024 tonnages received from all sources totalled 209,319 tonnes.

STRATEGIC/POLICY IMPLICATIONS

38 Reporting on EMRC Strategic Policy implications align with the revised Strategic Plan 2017-2027 and the Sustainability Strategy.

FINANCIAL IMPLICATIONS

39 As outlined within the report and attachments.

SUSTAINABILITY IMPLICATIONS

40 Nil

RISK MANAGEMENT

Risk		
Consequence	Likelihood	Rating
Moderate	Unlikely	Moderate
Action/Strategy		
<ul style="list-style-type: none"> ➤ The financial report is scrutinised by the EMRC Council to ensure that all statutory requirements are met. ➤ Internal Audit reviews to ensure compliance with Financial Regulations. ➤ External Audit confirms compliance. 		



MEMBER COUNCIL IMPLICATIONS

Member Council	Implication Details
Town of Bassendean	Nil
City of Bayswater	
Shire of Mundaring	
City of Swan	

ATTACHMENT(S)

1. Statement of Comprehensive Income by Nature and Type (D2025/00657)
2. Capital Expenditure Statement (D2025/00658)
3. Statement of Financial Position (D2025/00659)
4. Statement of Cash and Investments (D2025/00660)
5. Statement of Financial Activity (D2025/00661)
6. Investment Report (D2025/00662)

VOTING REQUIREMENT

Simple Majority

RECOMMENDATION(S)

That Council receives the Statement of Comprehensive Income, Capital Expenditure Statement, Statement of Financial Position, Statement of Cash and Investments, Statement of Financial Activity and the Investment Report for the period ended 31 January 2025.

COUNCIL RESOLUTION(S)

MOVED

SECONDED

STATEMENT OF COMPREHENSIVE INCOME

Nature and Type

Year to Date				January 2025		Full Year		
Actual	Budget	Variance				Forecast	Budget	Variance
Operating Income								
\$36,150,266	\$35,816,090	\$334,176	(F)	User Charges		\$61,982,317	\$61,982,317	\$0 (F)
(\$14,406,272)	(\$11,883,018)	(\$2,523,254)	(U)	<u>Less</u> Landfill Levy Charges		(\$19,191,980)	(\$19,191,980)	\$0 (F)
\$21,743,994	\$23,933,072	(\$2,189,078)	(U)	Net User Charges		\$42,790,337	\$42,790,337	\$0 (F)
\$472,142	\$515,326	(\$43,184)	(U)	Special Charges		\$833,406	\$833,406	\$0 (F)
\$619,322	\$873,077	(\$253,755)	(U)	Secondary Waste Charge		\$1,181,382	\$1,181,382	\$0 (F)
\$83,104	\$83,726	(\$622)	(U)	Contributions		\$88,726	\$88,726	\$0 (F)
\$9,000	\$10,000	(\$1,000)	(U)	Operating Grants		\$128,300	\$128,300	\$0 (F)
\$1,344,805	\$94,822	\$1,249,983	(F)	Interest Municipal Cash Investments		\$162,568	\$162,568	\$0 (F)
\$1,028,954	\$768,481	\$260,473	(F)	Interest Restricted Cash Investments		\$1,317,456	\$1,317,456	\$0 (F)
\$1,317,822	\$1,197,812	\$120,010	(F)	Reimbursements		\$2,053,456	\$2,053,456	\$0 (F)
\$2,474,325	\$1,787,026	\$687,299	(F)	Other		\$4,050,005	\$4,050,005	\$0 (F)
\$140,591	\$157,244	(\$16,653)	(U)	Proceeds from Sale of Assets		\$325,000	\$325,000	\$0 (F)
\$29,234,059	\$29,420,586	(\$186,527)	(U)	Total Operating Income		\$52,930,636	\$52,930,636	\$0 (F)
Operating Expenditure								
\$8,671,713	\$9,685,064	\$1,013,351	(F)	Salary Expenses		\$16,790,286	\$16,790,286	\$0 (F)
\$5,582,327	\$6,639,908	\$1,057,581	(F)	Contract Expenses		\$11,497,412	\$11,497,412	\$0 (F)
\$943,290	\$1,158,428	\$215,138	(F)	Material Expenses		\$2,064,709	\$2,064,709	\$0 (F)
\$260,415	\$292,940	\$32,525	(F)	Utility Expenses		\$514,621	\$514,621	\$0 (F)
\$953,525	\$1,156,288	\$202,763	(F)	Fuel Expenses		\$1,989,418	\$1,989,418	\$0 (F)
\$0	\$0	\$0	(F)	Interest Expenses		\$0	\$0	\$0 (F)
\$477,363	\$354,445	(\$122,918)	(U)	Insurance Expenses		\$610,639	\$610,639	\$0 (F)
\$3,546,516	\$3,186,302	(\$360,214)	(U)	Depreciation Expenses		\$5,462,583	\$5,462,583	\$0 (F)
\$940,321	\$1,714,574	\$774,253	(F)	Miscellaneous Expenses		\$11,180,783	\$11,180,783	\$0 (F)
\$1,008,023	\$340,522	(\$667,501)	(U)	Provision Expenses		\$617,260	\$617,260	\$0 (F)
(\$845)	(\$611)	\$234	(F)	Costs Allocated		\$0	\$0	\$0 (F)
\$180,614	\$190,935	\$10,321	(F)	Carrying Amount of Assets Disposed Of		\$251,761	\$251,761	\$0 (F)
\$22,563,262	\$24,718,795	\$2,155,533	(F)	Total Operating Expenditure		\$50,979,472	\$50,979,472	\$0 (F)
\$6,670,797	\$4,701,791	\$1,969,006	(F)	NET RESULT BEFORE OTHER COMPREHENSIVE INCOME		\$1,951,164	\$1,951,164	\$0 (F)
Surplus	Surplus					Surplus	Surplus	
Other Comprehensive Income								
\$0	\$0	\$0	(F)	Revaluation of Assets/Accumulated Depreciation Reversal		\$0	\$0	\$0 (F)
\$0	\$0	\$0	(F)	Total Other Comprehensive Income		\$0	\$0	\$0 (F)
\$6,670,797	\$4,701,791	\$1,969,006	(F)	CHANGE IN NET ASSETS FROM OPERATIONS		\$1,951,164	\$1,951,164	\$0 (F)
Surplus	Surplus					Surplus	Surplus	

Notes:

1. User Charges - include member Councils and casual users pertaining to waste, risk management and environmental services fees and charges;
2. Special Charges - Waste Education Levy;
3. Contributions - member Councils' contributions to projects and services;
4. Operating Grants - grant income predominantly from government agencies; and
5. Other Operating Income - includes income from the sale of products;

(F) denotes Favourable variance and (U) denotes Unfavourable variance



CAPITAL EXPENDITURE STATEMENT

JANUARY 2025

Year to Date			On Order		Full Year		
Actual	Budget	Variance			Forecast	Budget	Variance
CEO's Team							
\$5,668	\$43,750	\$38,082	\$48,975	Purchase Information Technology & Communication Equipment - Councillors (24550/01)	\$75,000	\$75,000	\$0
\$5,668	\$43,750	\$38,082	\$48,975		\$75,000	\$75,000	\$0



CAPITAL EXPENDITURE STATEMENT

JANUARY 2025

Year to Date			On Order	Full Year			
Actual	Budget	Variance		Forecast	Budget	Variance	
Business Support							
\$15,429	\$31,262	\$15,833	\$0	Extend Ascot PV & EV Charging (24399/28)	\$53,603	\$53,603	\$0
\$110,066	\$79,331	(\$30,735)	\$0	Purchase Vehicles - Ascot Place (24440/00)	\$136,000	\$136,000	\$0
\$0	\$145,831	\$145,831	\$0	Purchase Vehicles - Ascot Place (Electric Vehicles) (24440/01)	\$250,000	\$250,000	\$0
\$0	\$5,831	\$5,831	\$0	Purchase Furniture Fittings & Equipment - Corporate Services (24510/01)	\$10,000	\$10,000	\$0
\$0	\$228,662	\$228,662	\$0	Purchase Information Technology & Communication Equipment (24550/00)	\$392,000	\$392,000	\$0
\$0	\$11,662	\$11,662	\$0	Capital Improvement Administration Building - Ascot Place (25240/01)	\$20,000	\$20,000	\$0
\$0	\$3,003	\$3,003	\$0	Upgrade Security Equipment - Ascot Place (25530/01)	\$5,150	\$5,150	\$0
\$125,495	\$505,582	\$380,087	\$0		\$866,753	\$866,753	\$0



CAPITAL EXPENDITURE STATEMENT

JANUARY 2025

Year to Date			On Order	Full Year			
Actual	Budget	Variance		Forecast	Budget	Variance	
Operations Team							
\$0	\$145,831	\$145,831	\$0	Construct Waste Management Facility Buildings - Red Hill Landfill Facility (24250/01)	\$250,000	\$250,000	\$0
\$354,800	\$764,330	\$409,530	\$673,113	Construct Wood Waste to Energy Building - HRRP (24259/05)	\$1,310,291	\$1,310,291	\$0
\$0	\$17,500	\$17,500	\$0	Construct Community Recycling Centre (CRC) - HRRP (24259/06)	\$30,000	\$30,000	\$0
\$50,949	\$175,000	\$124,051	\$58,874	Construct Waste Transfer Station - HRRP (24259/10)	\$300,000	\$300,000	\$0
\$0	\$5,831	\$5,831	\$0	Construct Weighbridge Office - Hazelmere (24259/12)	\$10,000	\$10,000	\$0
\$5,274	\$0	(\$5,274)	\$0	Construct Site Workshop - Hazelmere (24259/13)	\$0	\$0	\$0
\$0	\$58,331	\$58,331	\$0	Upgrade Power Supply to Workshop No 2 - Red Hill Landfill Facility (24259/15)	\$100,000	\$100,000	\$0
(\$236)	\$875,000	\$875,236	\$12,000	Install Power Supply to Lots 8 9 & 10 - Red Hill Landfill Facility (24259/16)	\$1,500,000	\$1,500,000	\$0
\$0	\$303,331	\$303,331	\$0	Construct Wood Waste to Energy Dry Char Storage Facility - HRRP (24259/19)	\$520,000	\$520,000	\$0
\$0	\$175,000	\$175,000	\$0	Wood Waste to Energy Plant - Fire Protection - HRRP (24259/22)	\$300,000	\$300,000	\$0
\$0	\$87,500	\$87,500	\$0	Construct New Power Station - Redhill Landfill Facility (24259/23)	\$150,000	\$150,000	\$0
\$1,623,590	\$0	(\$1,623,590)	\$75,290	Construct Class III Cell Stage 17 - Red Hill Landfill Facility (24310/21)	\$0	\$0	\$0
\$310,503	\$3,295,831	\$2,985,328	\$4,078,316	Construct Class III Cell Stage 18 - Red Hill Landfill Facility (24310/22)	\$5,650,000	\$5,650,000	\$0
\$0	\$58,331	\$58,331	\$0	Design and Construct Class IV Cell Stage 2 - Red Hill Landfill Facility (24330/04)	\$100,000	\$100,000	\$0



CAPITAL EXPENDITURE STATEMENT

JANUARY 2025

Year to Date			On Order		Full Year		
Actual	Budget	Variance			Forecast	Budget	Variance
Operations Team							
\$49,778	\$87,500	\$37,723	\$660	Design and Construct Class IV Cell Stage 3 - Red Hill Landfill Facility (24330/05)	\$150,000	\$150,000	\$0
\$0	\$277,081	\$277,081	\$0	Construct Leachate and Stormwaste Infrastructure and Siltation Ponds - Red Hill Landfill Facility (24350/01)	\$475,000	\$475,000	\$0
\$218	\$0	(\$218)	\$0	Leachate Pond Deepening - Red Hill Landfill Facility (24350/02)	\$0	\$0	\$0
\$0	\$145,831	\$145,831	\$0	Construct Roads / Carparks - Red Hill Landfill Facility (24370/00)	\$250,000	\$250,000	\$0
\$0	\$192,500	\$192,500	\$0	Construct Access Road to Lots 8 9 10 - Red Hill Landfill Facility (24370/02)	\$330,000	\$330,000	\$0
\$0	\$58,331	\$58,331	\$0	Construct Drainage Diversion and Earthworks Infrastructures - Red Hill Landfill Facility (24380/00)	\$100,000	\$100,000	\$0
\$6,031	\$128,324	\$122,293	\$13,469	Construct Drainage Works to Lots 8 9 10 - Red Hill Landfill Facility (24380/01)	\$220,000	\$220,000	\$0
\$0	\$17,500	\$17,500	\$18,466	Construct Litter Fence - Redhill Landfill Facility (24394/05)	\$30,000	\$30,000	\$0
\$9,550	\$449,162	\$439,612	\$0	Construct FOGO Processing Area - Red Hill Landfill Facility (24395/05)	\$770,000	\$770,000	\$0
\$0	\$23,324	\$23,324	\$0	Undertake FOGO Reference Site Tours (24395/06)	\$40,000	\$40,000	\$0
\$3,628	\$122,493	\$118,865	\$917	Implementation of the FOGO Recovery Strategy (24395/07)	\$210,000	\$210,000	\$0
\$167,172	\$148,225	(\$18,947)	\$0	FOGO Picking Station - Red Hill Landfill Facility (24395/11)	\$254,105	\$254,105	\$0
\$700	\$58,331	\$57,631	\$0	Construct Monitoring Bores - Red Hill Landfill Facility (24396/00)	\$100,000	\$100,000	\$0
\$27,146	\$58,331	\$31,185	\$31,535	Project & Engineering Hazelmere - Construct Other (24399/03)	\$100,000	\$100,000	\$0



CAPITAL EXPENDITURE STATEMENT JANUARY 2025

Year to Date			On Order		Full Year		
Actual	Budget	Variance			Forecast	Budget	Variance
Operations Team							
\$0	\$29,162	\$29,162	\$0	Construct Storage Bunkers for Wood Fines (QA process) - Hazelmere (24399/09)	\$50,000	\$50,000	\$0
(\$5,733)	\$116,662	\$122,395	\$45,218	Air Supply lines - Waste Management Structures - Red Hill Landfill Facility (24399/10)	\$200,000	\$200,000	\$0
\$206,212	\$350,000	\$143,788	\$0	Wood Waste to Energy Utilities/Infrastructure - HRRP (24399/11)	\$600,000	\$600,000	\$0
\$0	\$58,331	\$58,331	\$0	Develop Lots 8 9 & 10 For Future Waste Activities - Red Hill Landfill Facility (24399/19)	\$100,000	\$100,000	\$0
\$0	\$291,662	\$291,662	\$0	Gas Extraction System Wells - Red Hill Landfill Facility (24399/20)	\$500,000	\$500,000	\$0
\$0	\$2,291,219	\$2,291,219	\$0	Air Pollution Control Residue Facility (APCR) - Red Hill Landfill Facility (24399/21)	\$3,927,815	\$3,927,815	\$0
\$0	\$58,331	\$58,331	\$0	Noise Barrier for Hammer Mill - HRRP (24399/26)	\$100,000	\$100,000	\$0
\$56,279	\$0	(\$56,279)	\$0	Sewer Line connection to Talloman - HRRP (24399/30)	\$0	\$0	\$0
\$0	\$58,331	\$58,331	\$0	Red Hill Project - Others/ Emergency (24399/31)	\$100,000	\$100,000	\$0
\$0	\$87,500	\$87,500	\$0	Design and Construct Air Pollution Control Residue Facility (APCR) Monocell - Red Hill Landfill Faci (24399/32)	\$150,000	\$150,000	\$0
\$144,869	\$0	(\$144,869)	\$0	Construct Wheel wash Bath - Red Hill Landfill Facility (24399/33)	\$0	\$0	\$0
\$1,951,327	\$991,662	(\$959,665)	\$0	Purchase / Replace Plant - Red Hill Landfill Facility (24410/00)	\$1,700,000	\$1,700,000	\$0
\$343,212	\$1,382,360	\$1,039,148	\$363,983	Purchase / Replace Plant - Hazelmere (24410/01)	\$2,369,760	\$2,369,760	\$0
\$1,434	\$192,500	\$191,066	\$0	Purchase Wood Waste to Energy Plant & Equipment - HRRP (24410/03)	\$330,000	\$330,000	\$0



CAPITAL EXPENDITURE STATEMENT

JANUARY 2025

Year to Date			On Order	Full Year			
Actual	Budget	Variance		Forecast	Budget	Variance	
Operations Team							
\$34,993	\$198,331	\$163,338	\$0	Purchase FOGO Processing Plant - Red Hill Landfill Facility (24410/10)	\$340,000	\$340,000	\$0
\$6,754	\$105,000	\$98,246	\$0	Regional Waste Collection Project - Plant Purchases (24410/14)	\$180,000	\$180,000	\$0
\$0	\$626,500	\$626,500	\$0	Air Pollution Control Residue Facility (APCR) Plant & Equipment - Red Hill Landfill Facility (24410/15)	\$1,074,000	\$1,074,000	\$0
\$0	\$297,493	\$297,493	\$0	Regional Waste Collection Project - Bulk Verge for Bassendean and Mundaring (24410/16)	\$510,000	\$510,000	\$0
\$154,054	\$199,500	\$45,446	\$0	Purchase / Replace Minor Plant and Equipment-Red Hill Landfill Facility (24420/00)	\$342,000	\$342,000	\$0
(\$176)	\$19,831	\$20,007	\$20,960	Purchase / Replace Minor Plant and Equipment - Hazelmere (24420/02)	\$34,000	\$34,000	\$0
\$0	\$145,831	\$145,831	\$0	Purchase Wheel Wash - Red Hill Landfill Facility (24420/08)	\$250,000	\$250,000	\$0
\$146,466	\$168,581	\$22,115	\$0	Purchase / Replace Vehicles - Red Hill Landfill Facility (24430/00)	\$289,000	\$289,000	\$0
\$0	\$5,831	\$5,831	\$0	Purchase Fire Fighting System/Equipment - Hazelmere (24520/07)	\$10,000	\$10,000	\$0
\$0	\$35,000	\$35,000	\$0	Purchase / Replace Security System - Red Hill Waste Management Facility (24530/02)	\$60,000	\$60,000	\$0
\$0	\$3,500	\$3,500	\$0	Purchase Information Technology & Communication Equipment - Projects (24550/02)	\$6,000	\$6,000	\$0
(\$5,274)	\$19,831	\$25,105	\$0	Purchase Information Technology & Communication Equipment - Hazelmere (24550/03)	\$34,000	\$34,000	\$0



CAPITAL EXPENDITURE STATEMENT

JANUARY 2025

Year to Date			On Order	Full Year			
Actual	Budget	Variance		Forecast	Budget	Variance	
Operations Team							
\$0	\$3,500	\$3,500	\$0	Purchase Information Technology & Communication Equipment - Red Hill Admin (24550/05)	\$6,000	\$6,000	\$0
\$0	\$3,500	\$3,500	\$0	Purchase Information Technology & Communication Equipment - Red Hill Weighbridge (24550/06)	\$6,000	\$6,000	\$0
\$215,807	\$58,331	(\$157,476)	\$0	Purchase / Replace Other Equipment - Red Hill Landfill Facility (24590/00)	\$100,000	\$100,000	\$0
\$8,250	\$5,831	(\$2,419)	\$0	Purchase / Replace Miscellaneous Equipment - Hazelmere (24590/02)	\$10,000	\$10,000	\$0
\$0	\$583,331	\$583,331	\$0	Purchase Evaporators - Solar Generator - Red Hill Landfill Facility (24590/12)	\$1,000,000	\$1,000,000	\$0
\$0	\$58,331	\$58,331	\$0	Purchase Gas Analyser (Methane) - Redhill Landfill Facility (24590/13)	\$100,000	\$100,000	\$0
\$0	\$2,912	\$2,912	\$0	Purchase Office Furniture and Fittings - Hazelmere Office (24610/10)	\$5,000	\$5,000	\$0
\$0	\$5,831	\$5,831	\$0	Purchase Furniture and Fittings - Hazelmere Workshop (24610/11)	\$10,000	\$10,000	\$0
\$54,590	\$87,500	\$32,910	\$0	Refurbish Plant - Red Hill Landfill Facility (25410/00)	\$150,000	\$150,000	\$0
\$5,922,165	\$16,270,765	\$10,348,600	\$5,392,802		\$27,892,971	\$27,892,971	\$0
\$6,053,329	\$16,820,097	\$10,766,768	\$5,441,777	TOTAL CAPITAL EXPENDITURE	\$28,834,724	\$28,834,724	\$0



STATEMENT OF FINANCIAL POSITION

JANUARY 2025

Actual June 2024	Actual Year to Date	(F) = Favourable variation (U) = Unfavourable variation	Full Year		
			Forecast	Budget	Variance
Current Assets					
\$27,350,538	\$3,379,984	Cash and Cash Equivalents	\$1,186,472	\$1,186,472	\$0 (F)
\$60,500,000	\$80,000,000	Investments	\$26,019,318	\$26,019,318	\$0 (F)
\$6,249,406	\$6,308,613	Trade and Other Receivables	\$2,988,058	\$2,988,058	\$0 (F)
\$133,919	\$147,120	Inventories	\$39,035	\$39,035	\$0 (F)
\$37,493	\$363,217	Other Assets	\$67,382	\$67,382	\$0 (F)
\$94,271,356	\$90,198,934	Total Current Assets	\$30,300,265	\$30,300,265	\$0 (F)
Current Liabilities					
\$19,582,923	\$8,176,650	Trade and Other Payables	\$6,201,968	\$6,201,968	\$0 (F)
\$21,000,517	\$53,699,962	Provisions*	\$2,009,781	\$2,009,781	\$0 (F)
\$40,583,440	\$61,876,612	Total Current Liabilities	\$8,211,749	\$8,211,749	\$0 (F)
\$53,687,916	\$28,322,322	Net Current Assets	\$22,088,516	\$22,088,516	\$0 (F)
Non Current Assets					
\$47,850,257	\$47,850,257	Land	\$47,850,257	\$47,850,257	\$0 (F)
\$20,492,681	\$20,437,000	Buildings	\$34,189,308	\$34,189,308	\$0 (F)
\$18,468,960	\$27,896,975	Structures	\$51,020,474	\$51,020,474	\$0 (F)
\$15,494,923	\$15,842,611	Plant	\$26,422,357	\$26,422,357	\$0 (F)
\$461,077	\$836,033	Equipment	\$3,935,059	\$3,935,059	\$0 (F)
\$150,905	\$137,095	Furniture and Fittings	\$217,802	\$217,802	\$0 (F)
\$38,867,973	\$31,113,002	Work in Progress	\$17,536,763	\$17,536,763	\$0 (F)
\$141,786,776	\$144,112,973	Total Non Current Assets	\$181,172,020	\$181,172,020	\$0 (F)
Non Current Liabilities					
\$36,935,224	\$7,225,030	Provisions	\$42,625,314	\$42,625,314	\$0 (F)
\$36,935,224	\$7,225,030	Total Non Current Liabilities	\$42,625,314	\$42,625,314	\$0 (F)
\$158,539,468	\$165,210,265	Net Assets	\$160,635,222	\$160,635,222	\$0 (F)
Equity					
\$58,805,378	\$75,389,318	Accumulated Surplus/Deficit	\$96,902,208	\$96,902,208	\$0 (F)
\$37,597,986	\$37,597,986	Asset Revaluation Reserve	\$37,145,634	\$37,145,634	\$0 (F)
\$45,552,164	\$45,552,164	Cash Backed Reserves	\$24,636,216	\$24,636,216	\$0 (F)
\$16,583,940	\$6,670,797	Net change in assets from operations	\$1,951,164	\$1,951,164	\$0 (F)
\$158,539,468	\$165,210,265	Total Equity	\$160,635,222	\$160,635,222	\$0 (F)

*Current Liabilities - Provisions include City of Belmont Payout Provision of \$21,000,517 and City of Kalamunda Payput Provision of \$30,718,215



CASH AND INVESTMENTS

JANUARY 2025

Actual June 2024	Actual Year to Date	(F) = Favourable variation (U) = Unfavourable variation	Full Year		
			Forecast	Budget	Variance
Municipal Cash and Investments					
3,346,488	3,376,134	Cash at Bank - Municipal Fund 01001/00	737,094	737,094	0 (F)
4,050	3,850	Cash on Hand 01019/00 - 02	4,050	4,050	0 (F)
38,947,836	10,306,034	Investments - Municipal Fund 02021/00	1,182,422	1,182,422	0 (F)
42,298,374	13,686,018	Total Municipal Cash	1,923,566	1,923,566	0 (F)
Restricted Cash and Investments					
1,288,995	605,028	Restricted Investments - Plant and Equipment 02022/01	222,157	222,157	0 (F)
4,462,212	4,700,500	Restricted Investments - Post Closure Site Rehabilitation Red Hill 02022/02	4,282,467	4,282,467	0 (F)
6,682,929	100,336	Restricted Investments - Future Development 02022/03	735,590	735,590	0 (F)
2,065,084	2,175,362	Restricted Investments - Environmental Monitoring Red Hill 02022/04	1,985,756	1,985,756	0 (F)
4,573,220	5,394,736	Restricted Investments - Class IV Cells Red Hill 02022/07	463,756	463,756	0 (F)
10,312,670	6,724,231	Restricted Investments - Secondary Waste Processing 02022/09	8,810,577	8,810,577	0 (F)
1,208,713	673,437	Restricted Investments - Class III Cells 02022/10	2,152,501	2,152,501	0 (F)
5,762,984	6,070,735	Restricted Investments - EastLink Relocation 02022/13	4,864,418	4,864,418	0 (F)
8,036,861	21,028,724	Restricted Investments - Committed Funds 02022/14	544,468	544,468	0 (F)
0	21,000,517	Restricted Investments - Equity Reserve 02022/15	0	0	0 (F)
1,158,496	1,220,360	Restricted Investments - Long Service Leave 02022/90	1,220,534	1,220,534	0 (F)
45,552,164	69,693,966	Total Restricted Cash	25,282,224	25,282,224	0 (F)
87,850,538	83,379,984	TOTAL CASH AND INVESTMENTS	27,205,790	27,205,790	0 (F)

The Cash at Bank - Municipal Fund represents the balance on the last day of the relevant month. Any portion of the balance available for investment is transferred into the Investment - Municipal Fund account in the following period. Funds held in the Cash at Bank - Municipal Fund continue to accrue interest as per the Westpac commercial rates.



STATEMENT OF FINANCIAL ACTIVITY

January 2025

Year to Date				Full Year		
Actual	Budget	Variance		Forecast	Budget	Variance
(F) = Favourable variation (U) = Unfavourable variation						
OPERATING ACTIVITIES						
Revenue from operating activities						
\$37,241,730	\$37,204,493	\$37,237 (F)	Fees and charges	\$63,997,105	\$63,997,105	\$0 (F)
\$1,409,926	\$1,291,538	\$118,388 (F)	Grants, subsidies and contributions	\$2,270,482	\$2,270,482	\$0 (F)
\$2,373,759	\$863,303	\$1,510,456 (F)	Interest revenue	\$1,480,024	\$1,480,024	\$0 (F)
\$2,474,325	\$1,787,026	\$687,299 (F)	Other revenue	\$4,050,005	\$4,050,005	\$0 (F)
\$140,591	\$157,244	(\$16,653) (U)	Profit on asset disposals	\$73,239	\$73,239	\$0 (F)
\$43,640,331	\$41,303,604	\$2,336,727 (F)		\$71,870,855	\$71,870,855	\$0 (F)
Expenditure from operating activities						
(\$8,671,713)	(\$9,685,064)	\$1,013,351 (F)	Employee costs	(\$16,790,286)	(\$16,790,286)	\$0 (F)
(\$6,525,617)	(\$7,798,336)	\$1,272,719 (F)	Materials and contracts	(\$13,562,121)	(\$13,562,121)	\$0 (F)
(\$260,415)	(\$292,940)	\$32,525 (F)	Utility charges	(\$514,621)	(\$514,621)	\$0 (F)
(\$3,546,516)	(\$3,186,302)	(\$360,214) (U)	Depreciation	(\$5,462,583)	(\$5,462,583)	\$0 (F)
\$0	\$0	\$0 (F)	Finance costs	\$0	\$0	\$0 (F)
(\$477,363)	(\$354,445)	(\$122,918) (U)	Insurance	(\$610,639)	(\$610,639)	\$0 (F)
(\$17,307,296)	(\$15,093,791)	(\$2,213,505) (U)	Other expenditure	(\$32,979,441)	(\$32,979,441)	\$0 (F)
(\$180,614)	(\$190,935)	\$10,321 (F)	Loss on asset disposals	\$0	\$0	\$0 (F)
(\$36,969,534)	(\$36,601,813)	(\$2,686,316) (U)		(\$69,919,691)	(\$69,919,691)	\$0 (F)
\$4,594,567	\$5,013	\$4,589,554 (F)	Non-cash amounts excluded from operating activities	\$6,006,604	\$6,006,604	\$0 (F)
\$11,265,364	\$4,706,804	\$4,239,965 (F)	Amount attributable to operating activities	\$7,957,768	\$7,957,768	\$0 (F)
INVESTING ACTIVITIES						
Inflows from investing activities						
\$140,591	\$157,244	(\$16,653) (U)	Proceeds from disposal of assets	\$325,000	\$325,000	\$0 (F)
\$140,591	\$157,244	(\$16,653) (U)		\$325,000	\$325,000	\$0 (F)
Outflows from investing activities						
(\$3,383,366)	(\$8,326,584)	\$4,943,218 (F)	Purchase of property, plant and equipment	(\$14,274,201)	(\$14,274,201)	\$0 (F)
(\$2,669,965)	(\$8,493,618)	\$5,823,653 (F)	Purchase and construction of infrastructure	(\$14,560,523)	(\$14,560,523)	\$0 (F)
(\$6,053,332)	(\$16,820,202)	\$10,766,870 (F)		(\$28,834,724)	(\$28,834,724)	\$0 (F)
(\$5,912,741)	(\$16,662,958)	\$10,750,217 (F)	Amount attributable to investing activities	(\$28,509,724)	(\$28,509,724)	\$0 (F)
FINANCING ACTIVITIES						
Inflows from financing activities						
\$13,474,190	\$5,693,905	\$7,780,285 (F)	Transfers from reserve accounts	\$9,761,029	\$9,761,029	\$0 (F)
\$13,474,190	\$5,693,905	\$7,780,285 (F)		\$9,761,029	\$9,761,029	\$0 (F)
Outflows from financing activities						
(\$37,615,994)	(\$2,771,356)	(\$34,844,638) (U)	Transfers to reserve accounts	(\$4,750,987)	(\$4,750,987)	\$0 (F)
(\$37,615,994)	(\$2,771,356)	(\$34,844,638) (U)		(\$4,750,987)	(\$4,750,987)	\$0 (F)
(\$24,141,803)	\$2,922,549	(\$27,064,352) (U)	Amount attributable to financing activities	\$5,010,042	\$5,010,042	\$0 (F)
MOVEMENT IN SURPLUS OR DEFICIT						
\$8,135,751	\$12,348,206	(\$4,212,455) (U)	Surplus or deficit at the start of the financial year	\$12,348,206	\$12,348,206	\$0 (F)
\$11,265,364	\$4,706,804	\$6,558,560 (F)	Amount attributable to operating activities	\$7,957,768	\$7,957,768	\$0 (F)
(\$5,912,741)	(\$16,662,958)	\$10,750,217 (F)	Amount attributable to investing activities	(\$28,509,724)	(\$28,509,724)	\$0 (F)
(\$24,141,803)	\$2,922,549	(\$27,064,352) (U)	Amount attributable to financing activities	\$5,010,042	\$5,010,042	\$0 (F)
(\$10,653,429)	\$3,314,601	(\$13,968,030) (U)	Surplus or deficit after imposition of general rates	(\$3,193,708)	(\$3,193,708)	\$0 (F)

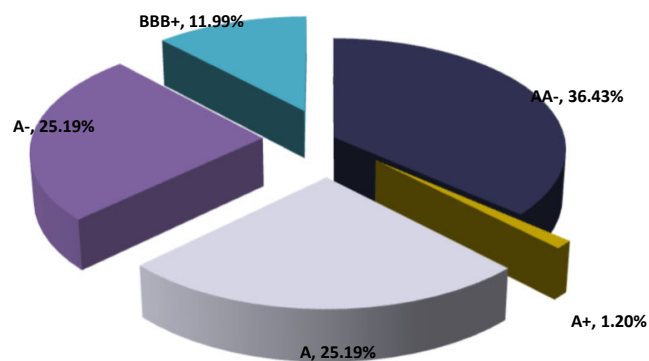
EMRC Investment Report

January 2025

I. Overall Portfolio Limits

S&P Long Term Rating	% Portfolio	Investment Maximum %
AA-	36.43%	100.00%
A+	1.20%	100.00%
A	25.19%	100.00%
A-	25.19%	100.00%
BBB+	11.99%	40.00%
	<u>100.00%</u>	

Investment by S&P Rating



II. Single Entity Exposure

	S&P Long Term Rating	% Portfolio	
ANZ Banking Group	AA-	0.00%	
AMP	BBB+	11.99%	*
NAB	AA-	6.00%	
Westpac / St. George Bank	AA-	30.43%	
Suncorp	A+	1.20%	*
BOQ / ME Bank	A-	20.99%	
Bendigo	A-	4.20%	*
ING	A	25.19%	
		<u>100.00%</u>	

* Non-Fossil Fuel ADI (Authorised Deposit Taking Institution)

III. Term to Maturity Framework

Maturity Profile	Investment Policy Guidelines		
	% Portfolio	% Min	% Max
Less Than 1 Year	100.00%	40%	100%
Greater than 1 year & less than or equal to 3 years	0.00%	0%	60%
	<u>100.00%</u>		

IV. Fossil Fuel Divestment

	% Portfolio
Non-Fossil Fuel ADI's	5.40%
Fossil Fuel ADI's	94.60%
	<u>100.00%</u>

14.5 REQUEST FOR TENDER – RFT 2024-005 – SUPPLY OF ALTERNATIVE DAILY COVER RED HILL WASTE MANAGEMENT FACILITY

D2025/03208

PURPOSE OF REPORT

The purpose of this report is to inform Council of the results of a Request for Tender for Supply of Alternative Daily Cover - RFT 2024-005 for the Red Hill Waste Management Facility and recommend acceptance of the tender submission from Odour Control Systems International (Australia) Ltd.

KEY POINT(S)

- The tender for Supply of Alternative Daily Cover closed on 29 November 2024 and one submission was received.
- The tender called for the supply and delivery of Alternative Daily Cover for the Red Hill Waste Management Facility.

RECOMMENDATION(S)

That:

1. Council awards RFT 2024 005 – Supply of Alternative Daily Cover at Red Hill Waste Management Facility to Odour Control Systems International (Australia) Ltd, for an initial three year term, with an option for two single year extensions, exercisable by the CEO, subject to satisfactory performance.
2. The CEO be authorised to enter into a contract with Odour Control Systems International (Australia) Ltd in accordance with their submitted quotation, subject to any minor variations that may be agreed on between the CEO and Odour Control Systems International (Australia) Ltd.
3. Attachment 1 remains confidential and be certified by the Chairperson and Chief Executive Officer.

SOURCE OF REPORT

Chief Operating Officer

BACKGROUND

- 1 The EMRC requires the supply and delivery of Alternative Daily Cover for Red Hill Waste Management Facility, 1094 Toodyay Road, Red Hill WA 6056.
- 2 The use of Alternative Daily Cover reduces the use of clay for cover material, thus saving on landfill airspace.

REPORT

- 3 RFT 2024-005 for the Supply of Alternative Daily Cover for Red Hill Waste Management Facility was issued via Tenderlink on 30 October 2024 and closed on 19 November 2024.
- 4 At the close of the Tender period only one tender submission had been received and was deemed compliant.
- 5 The following qualitative criteria formed part of the tender evaluation process:

Description of Qualitative Criteria	Weighting
a. Relevant Experience	30%
b. Project Execution Methodology	20%
c. Supply Chain Resource Planning	20%

- 6 The balance of the weighting of 30% is based on the pricing criterion.
- 7 The schedule of rates submitted by Odour Control Systems International (Australia) Ltd is attached (Confidential Attachment 1).
- 8 The evaluation process was completed independently by three EMRC officers, who found that Odour Control Systems International Ltd had demonstrated the required experience and WHS standards to deliver a high quality product.
- 9 Odour Control Systems International Ltd is therefore recommended as the preferred tenderer in accordance with the pricing schedule supplied.

STRATEGIC/POLICY IMPLICATIONS

- 10 Reporting on EMRC Strategic Policy implications align with the revised Strategic Plan 2017-2027 and the Sustainability Strategy.
 Goal: Create Value in the Community
 Target: Community based source separation initiatives by 2027
 - Use of recovered materials in the region by 2040
 - Increased participation in behaviour change programs
- 11 The RFT complies with Council Policy 3.5 Purchasing Policy.

FINANCIAL IMPLICATIONS

- 12 Based on the anticipated use and the quoted Schedule of Rates, it is estimated that the contract value will be \$2.3 million (Ex. GST) over a five year period subject to annual CPI increase over the 5-year term.
- 13 Funds are provided for in the annual budget.

SUSTAINABILITY IMPLICATIONS

- 14 Providing a daily cover for landfill waste is important to reduce the environmental impact of the waste disposal operations such as preventing windblown waste and is requirement under the facilities DWER issued Licence Conditions. Alternative Daily Cover consumes significantly less airspace than conventional daily clay cover, extending the life of the landfill.

RISK MANAGEMENT

Risk – That the RHWMF would be required to use clay as the daily cover material increasing the volume of airspace utilised

Consequence	Likelihood	Rating
Moderate	Unlikely	Moderate
Action/Strategy		
➤ A contract for the supply of Alternative Daily Cover is to be in place and utilised as required.		

MEMBER COUNCIL IMPLICATIONS

Member Council	Implication Details
Town of Bassendean	Nil
City of Bayswater	
Shire of Mundaring	
City of Swan	

ATTACHMENT(S)

- Confidential Odour Control Systems International (Australia) Ltd Schedule of Rates (D2025/02297)
- Company Director Details Form (2025/02300)

VOTING REQUIREMENT

Simple Majority

RECOMMENDATION(S)

That:

- Council awards RFT 2024 005 – Supply of Alternative Daily Cover at Red Hill Waste Management Facility be awarded to Odour Control Systems International (Australia) Ltd, for an initial three (3) year term, with an option for two (2) single year extensions, exercisable by the CEO subject to satisfactory performance.
- The CEO be authorised to enter into a contract with Odour Control Systems International (Australia) Ltd in accordance with their submitted quotation, subject to any minor variations that may be agreed on between the CEO and Odour Control Systems International (Australia) Ltd.
- Attachment 1 remains confidential and be certified by the Chairperson and Chief Executive Officer.



COUNCIL RESOLUTION(S)

MOVED


SECONDED

Eastern Metropolitan Regional Council

226 Great Eastern Hwy
ASCOT WA 6104
PO Box 234 Belmont WA 6984

t: (08) 9424 2222
e: mail@emrc.org.au
w: emrc.org.au

COMPANY DIRECTOR DETAILS FORM

COMPANY PARTICULARS	
Company Name in Full:	ODOUR CONTROL SYSTEMS INTERNATIONAL (AUSTRLIA) LIMITED
ABN / ACN:	69-654-404-120
Address of Registered Office:	PO Box 39-608, Howick, Auckland 2145, New Zealand
Principal Place of Business:	24 Lorien Place, East Tamaki, Auckland 2013, New Zealand
Information on previous company names (if applicable):	
DIRECTOR PARTICULARS	
Title:	Mr - Mr
Full Forename(s):	Scott - Kyle
Surname:	Boness - Cattermoul
Former Name(s):	
Country / State of Residence:	New Zealand - New Zealand
Nationality:	New Zealand - New Zealand
Date of Birth:	16/06/1968 - 22/07/1966
Date of Appointment:	Oct 2003 - January 2005
Telephone:	+6421 675 168 - +6421 675 161
Email:	scott@odourcontrol.co.nz. - kyle@odourcontrol.co.nz
LIST OF CONTRACTORS	
Contractor 1:	
Contractor 2:	
Contractor 3:	
Contractor 4:	
Contractor 5:	
Contractor 6:	
Contractor 7:	
Director's Signature:	
Date:	11 NOV 2024

Please complete and return this form with your tender submission

14.6 ITEMS CONTAINED IN THE INFORMATION BULLETIN (D2025/02184)

The following items are included in the Information Bulletin, which accompanies the Agenda.

1. OUTSTANDING COUNCIL RESOLUTIONS REGISTER (D2025/03268)
2. CEO EXERCISE OF DELEGATED POWERS AND DUTIES (D2025/03269)
3. 2024/2025 COUNCIL TONNAGE COMPARISONS AS AT 30 NOVEMBER 2024 (D2025/03220)
4. 2024/2025 COUNCIL TONNAGE COMPARISONS AS AT 31 DECEMBER 2024 (D2025/03223)
5. 2024/2025 COUNCIL TONNAGE COMPARISONS AS AT 31 JANUARY 2025 (D2025/03227)
6. SUSTAINABILITY TEAM UPDATE OCTOBER TO DECEMBER 2024 (D2025/03226)
7. CORPORATE BUSINESS PLAN 2024/2025 – 2028/2029 – SECOND QUARTER REPORTING FROM OCTOBER TO DECEMBER 2024 (D2025/03230)

RECOMMENDATION

That Council notes the items contained in the Information Bulletin accompanying the 27 February 2025 Ordinary Meeting of Council Agenda.

COUNCIL RESOLUTION

MOVED

SECONDED

15 REPORTS OF COMMITTEES

Nil

16 REPORTS OF DELEGATES

- 16.1 MUNICIPAL WASTE ADVISORY COUNCIL (MWAC) MINUTES HELD 11 DECEMBER 2024 (D2025/01828)



Municipal Waste Advisory Council Minutes

Wednesday, 11 December 2024

4pm, Level 1, ONE70 Railway Pde, West Leederville

TABLE OF CONTENTS

1	Attendance and Apologies	2
1.1	Attendance	2
1.2	Apologies	2
2	Acknowledgement of Country	2
3	Procedural Matters.....	2
3.1	MWAC Minutes tabled at WALGA State Council	2
3.2	Presentation	2
4	Minutes of Previous Meeting	3
4.1	Confirmation of the previous MWAC Minutes	3
5	Business Arising	3
6	Decision Items.....	3
6.1	Review of Waste Management Legislation Advocacy Position	3
7	Discussion Items	5
7.1	DRAFT Circular Economy Advocacy Position	5
7.2	E-cigarette collection study	7
7.3	Waste Processing contingency planning***	8
8	Information Items	9
8.1	Policy Statement Review Update	9
8.2	Better Practice Document Review Update	9
8.3	Review of DWER waste education	10
8.4	Review of Recycling and Waste Reduction Act	10
8.5	Review of Local Government Reporting Requirements	10
9	Reports.....	11
9.1	MWAC Groups.....	11
9.2	External Committees & Working Groups	11
10	Other General Business.....	12
	Next Meeting.....	12

1 Attendance and Apologies

1.1 ATTENDANCE

Chair Cr Karen Wheatland (Melville)
Deputy Chair Cr Bronwyn Smith (Wanneroo)
Cr Wendy Dickinson (Harvey)
Cr Liam Gobbert (Perth)
Cr Natasha Colliver
Cr Les Price (Cue)
Cr Michael Dudek (Stirling)
OAG Chair Mr Stuart Devenish
Mr Matthew Macpherson
Mr Darrell Monteiro (Serpentine Jarrahdale)
Ms Libby Eustance
Mr Nick Edwards
Ms Josephine Taylor (Busselton)
Ms Rebecca Brown
Ms Conor Macgill
Ms Tazra Hawkins
Ms Mackenzie Young
Ms Nicole Matthews

WALGA State Council
WALGA State Council
Bunbury Harvey Regional Council
Mindarie Regional Council
City of Greater Geraldton
WALGA State Council
WALGA State Council
Western Metropolitan Regional Council
Eastern Metropolitan Regional Council
Metropolitan Local Government
Western Metropolitan Regional Council
Bunbury Harvey Regional Council
Non-Metropolitan Local Government
MWAC/WALGA
MWAC/WALGA
MWAC/WALGA
MWAC/WALGA
WALGA

1.2 APOLOGIES

Cr Karen Chappel JP
Cr Giorgia Johnson (Bayswater)
Mayor Hannah Fitzhardinge (Fremantle)
Mr Michael Dufour
Mr Paul Miles (Wanneroo)
Cr Laurene Bonza (Dundas)
OAG Deputy Chair Ms Yvette Plimbley (Stirling)

WALGA President
Eastern Metropolitan Regional Council
Resource Recovery Group
City of Greater Geraldton
Mindarie Regional Council
WALGA State Council
Metropolitan Local Government

2 Acknowledgement of Country

WALGA acknowledges the continuing connection of Aboriginal people to Country, culture and community. We embrace the vast Aboriginal cultural diversity throughout Western Australia, including Boorloo (Perth), on the land of the Whadjuk Noongar People, where WALGA is located and we acknowledge and pay respect to Elders past and present.

WALGA is committed to supporting the efforts of WA Local Governments to foster respectful partnerships and strengthen relationships with local Aboriginal communities.

3 Procedural Matters

3.1 MWAC MINUTES TABLED AT WALGA STATE COUNCIL

A summary of the Minutes of the Municipal Waste Advisory Council meeting held Wednesday, 23 October will be noted at the next WA Local Government Association State Council meeting.

3.2 PRESENTATION

Elizabeth Carr, Chair of the Waste Authority, and Adrian Wiley, Executive Director, Waste Avoidance and Resource Recovery at the Department of Water and Environmental

Regulation, joined MWAC at 4.45pm, and provided an overview of the Authority's priorities and activities.

4 Minutes of Previous Meeting

4.1 CONFIRMATION OF THE PREVIOUS MWAC MINUTES

MUNICIPAL WASTE ADVISORY COUNCIL MOTION

That the Minutes of the Municipal Waste Advisory Council meeting held on 23 October 2024, be confirmed as a true and accurate record of proceedings.

Moved: Cr Natasha Colliver

Seconded: Cr Liam Gobbert

CARRIED

5 Business Arising

Nil

6 Decision Items

6.1 REVIEW OF WASTE MANAGEMENT LEGISLATION ADVOCACY POSITION

MUNICIPAL WASTE ADVISORY COUNCIL MOTION

That the Municipal Waste Advisory Council recommends that State Council:

- 1. Rescind the existing Waste Management Legislation Policy Statement and Advocacy Position 7.1:**

Local Government supports waste management legislation that references the principles of Sustainability and the Waste Hierarchy.

To be effective, waste management legislation should include the following primary objectives:

- 1. Protection of human health and the natural environment;***
- 2. Minimise resource consumption;***
- 3. Minimise waste; and***
- 4. Effect the transition to a waste free society.***

- 2. Endorse a new Waste Management Legislation Advocacy Position:**

- 1. Local Government supports Australian and State Government Waste Management Legislation which:***

- a. Includes requirements for national and state Waste Strategies which support Local Governments to implement the Strategies and achieve targets***
- b. Focuses on coordinated action and clear roles and responsibilities***
- c. Establishes a lead agency for waste management***
- d. Establishes and maintains a regulated product stewardship framework for all products entering the Australian market***

e. Includes provisions to optimise market development and participation in waste processing.

2. Local Government calls for the *Waste Avoidance and Resource Recovery Act 2007* to be amended to include:

- a. Waste education in the definition of Waste Services*
- b. Circular Economy principles.*

Moved: Cr Les Price

Seconded: Cr Bronwyn Smith

CARRIED

Executive Summary

- The [Waste Management Legislation Policy Statement](#) was adopted in 2004. The Statement outlines Local Government's position on waste management legislation in Western Australia and sets out the key objectives Waste Management legislation should achieve.
- WALGA used the Waste Management Policy Statement to inform advocacy on the development of the *Waste Avoidance and Resource Recovery (WARR) Act 2007*.
- The current Advocacy Position [71 Waste Management Legislation](#), and many of the elements in the Policy Statement, are no longer relevant as they have been achieved.
- The revised Advocacy Position focuses on both Australian and State Government legislation and reflects the shift in focus from traditional waste management toward a circular economy approach.

Background

WALGA used the Waste Management Legislation Policy Statement as a reference point in the development, and both reviews, of the *Waste Avoidance and Resource Recovery Act 2007* (WARR Act). There have not been any significant changes to the WARR Act. Since the development of the WARR Act, there has been a significant shift in thinking in relation to waste management, particularly with the advent of Circular Economy and the increased understanding of the importance of waste education and behaviour change.

The *Recycling and Waste Reduction Act 2020* (RaWR Act) is in the process of being reviewed (see Item 8.4). The development of an updated Advocacy Position will assist in providing input to the review.

Comment

Local Government feedback identified key areas to include in the revised advocacy position, reflecting the shift in waste management approaches since the WARR Act was introduced. There is also the opportunity to expand the Advocacy Position ahead of the review of the RaWR Act.

The Advocacy Position focuses on the importance of Waste Strategies (at the national and state level), coordinated action, clear roles and responsibilities, a lead agency for waste management and an effective product stewardship provisions. Specifically, for the WARR Act, amendments are suggested to include waste education and circular economy principles.

Feedback from the OAG focused on ensuring that market participation in waste processing is optimised. The Advocacy Position has been updated to reflect the comment.

Discussion at the Municipal Waste Advisory Council meeting

The Council considered and endorsed the new Waste Management Legislation Advocacy Position.

7 Discussion Items

7.1 DRAFT CIRCULAR ECONOMY ADVOCACY POSITION

Executive Summary

- The development of a Circular Economy Advocacy Position was initially discussed at the April 2024 OAG and MWAC meetings, after being identified as a priority for 2024.
- WALGA's advocacy in relation to circular economy has identified that action is required from all levels of Government.
- The adoption of an Advocacy Position on Circular Economy is far broader than the waste management considerations and will be circulated for input from a range of areas within WALGA, following discussion at the OAG meeting.
- Consultation with Local Government on the Advocacy Position is planned for 2025.

For Discussion -Draft Advocacy Position

1. *Local Government supports the principle of a circular economy and recognises its potential to maximise use of resources and reduce a range of environmental impacts associated with the manufacture, distribution and post consumption management of products.*
2. *Local Government supports circular initiatives through:*
 - a. *establishing circular procurement practices including use of recovered materials and investigation of alternative procurement models*
 - b. *supporting the implementation of reuse and repair initiatives*
 - c. *implementing community behaviour change programs to avoid waste generation and recover high value resources through Local Government collections*
 - d. *facilitation of resource recovery centres that allow residents to drop off a range of different materials*
 - e. *aligning Local Government activities with State and Australian Government circular economy frameworks.*
3. *Local Government calls on the State Government to:*
 - a. *undertake a detailed study to determine how Western Australia can move to a circular economy, including identifying any sectoral transition requirements*
 - b. *provide incentives for producers and processors to adopt circular practices*
 - c. *invest in research and market development for recovered materials and determine the barriers to market participation*
 - d. *remove legislative barriers to enable more circular approaches to procurement (such as leasing and hiring)*
 - e. *develop and fund community behaviour change programs to avoid waste generation and recover high value resources*
 - f. *support reuse and repair programs for the community, including incentives, training and cost-effective insurance options*
 - g. *embed circular procurement practices across Government*

- h. establish a state-wide platform for businesses to list and collect inventory that could be reused or repurposed.*
- 4. *Local Government calls on the Australian Government to:*
 - a. establish and maintain a regulated product stewardship framework for all products entering the Australian market*
 - b. set material design standards to ensure products can be reused, repaired and recycled*
 - c. include reuse and repair targets and data in the National Waste Policy*
 - d. embed circular procurement practices across Government, including recycled content targets*
 - e. support and provide incentives for recovered materials infrastructure and market development*
 - f. work with State/Territory and Local Governments to fund community behaviour change programs to avoid waste generation and recover high value resources*
 - g. implement Right to Repair Legislation, including incentives, training and cost-effective insurance options.*

Background

Circular economy is defined as "an economic strategy that maintains the value of materials for as long as possible and ensures materials are used efficiently across all phases of their life cycle". WALGA's [Submissions](#) on the review of the State Waste Strategy identified that an overall State Government position on a circular economy for Western Australia is needed. The Submission recommended State Government, in consultation with Local Government, develops a position and plan for a circular economy in Western Australia which includes consideration of costs, benefits and options.

WALGA's [Submission](#) to the recent Productivity Commission Inquiry into Opportunities in the Circular Economy further highlighted priority action areas to promote circularity. This included the important role of procurement, the need for quality assurance and market development for recovered materials, specific programs and incentives to shift consumer behaviours, the Right to Repair and a mandated product stewardship framework.

A defined circular economy position and plan is required to back up the vision and identify the role of each sector in achieving a circular economy both nationally and in Western Australia. There has been only limited discussion outside of the waste management context on what a circular economy is and its potential.

Circular economy has the potential to bring significant benefits to Local Government in WA. However, detailed analysis of the circular economy in a WA, and Australian, context is required to understand and quantify the costs and benefits and options for moving to this approach. The work undertaken by [Green Industries South Australia](#) for example, included developing the case for circular economy for the State and has now progressed to driving the transition across multiple industries. The [NSW Circular Economy Policy](#) introduced in 2019 sets out eight focus areas for a whole of government approach to transitioning to a circular economy.

Discussion at the Officers Advisory Group highlighted the need to invest in market development and support repair options. The next stage in the development of this Advocacy Position, following consideration by MWAC, is to develop a short discussion paper to accompany the Position, for consideration by Local Government.

Discussion at the Municipal Waste Advisory Council meeting

The Council discussed the draft Advocacy Position and requested an emphasis on the barriers faced by Local Governments, particularly in regional areas, to develop circular economy initiatives. Additionally, the Council emphasised that transitioning to a more circular economy is a market issue, which will need economic, policy and legislative reform to progress.

7.2 E-CIGARETTE COLLECTION STUDY

Executive Summary

- With funding from the Waste Authority, and in partnership with the City of Stirling, WALGA undertook an E-Cigarette Collection Study (Collection Study). The Collection Study's aim was to understand the scope of products currently on the market, resource recovery options and nicotine content. The City of Stirling's Recycling Centre Balcatta hosted the drop off location from November 2023 to August 2024.
- Perth Chemical Specialists (PCS) were contracted to collect, dismantle and source resource recovery options for the e-cigarettes. Chem Centre then tested a range of different e-cigarettes for nicotine content.
- 3,250 e-cigarettes were collected, with 86 identified brands and 5 brands making up 90% of e-cigarettes (IGET, Gunnpod, HQD, WAKA and Vapengin).
- The Collection Study found that e-cigarettes are highly recoverable, with over 65% of the materials being recyclable and over 34% recoverable either through energy recovery or manufactured into a waste derived fuel.
- 32 e-cigarettes were tested for nicotine content, with all but one containing nicotine.
- While the Collection Study shows that e-cigarettes can be recycled/recovered, national product stewardship is needed to ensure clear and funded end of life pathway for these products. Until a national scheme is in place, State funded options are needed.

For discussion

- Advocacy options and key stakeholders to engage for short term amnesty collections and longer-term product stewardship arrangements for e-cigarettes.

Background

E-cigarettes have emerged as a problematic waste for Local Government as they are disposed of illegally in public places and through the kerbside bin system, which can cause fires in trucks and at waste management facilities. E-cigarette sale and use has grown rapidly in WA.

To better understand the resource recovery options for e-cigarettes, WALGA received funding from the Waste Authority to undertake a collection study of e-cigarettes. The Collection Study found that e-cigarettes are highly recoverable, with over 65% of the materials being recyclable and over 34% recoverable either through energy recovery or manufactured into a waste derived fuel.

Actions are needed in both the short and long term to address the issue:

- Short term: It is proposed that the State Government fund a short-term e-cigarette collection amnesty. The suggested approach is through a State Government funded approach to Pharmacies, through the Pharmacy Guild of Australia, to collect e-cigarettes. The products collected would be recycled through existing contractors who assisted WALGA with the collection study.
- Long term: The State Government work with other jurisdictions, Local Government and the waste and pharmaceuticals industry to develop and implement a national product

stewardship scheme for e-cigarettes. WALGA considers that leveraging the existing [Return Unwanted Medications Project](#) (RUM Project) would be the optimal solution to allow consumer take back.

Following consideration by OAG, MWAC and DWER the Collection Study will be finalised and published.

Discussion at the Municipal Waste Advisory Council meeting

The Council discussed the various collection approaches and noted the restrictions on collection locations due to Department of Health's concerns regarding normalizing vape use.

7.3 WASTE PROCESSING CONTINGENCY PLANNING***

Executive Summary

- WALGA has consistently advocated for effective contingency planning for waste management, most recently as part of the review of the State Waste Strategy.
- Several recent issues have highlighted the challenges facing the sector and the limited options for processing of some materials.

For discussion

- Options for advocacy regarding contingency planning for waste management.

Background

Contingency Planning for waste management is an essential element of any contractual arrangement, at an individual Local Government level, and more broadly at a system level. WALGA has continued to advocate for effective contingency planning to be put in place, most recently as part of the input into the Draft State Waste Strategy.

The lack of contingency planning, for example in the wake of the Cleanaway Material Recovery Facility fire, were apparent and had significant impacts on resource recovery and costs for the sector.

Several recent examples, including processing challenges for the Bunbury Harvey Regional Council and energy recovery facility issues, have again identified the need to develop a clear strategy.

Discussion at the Municipal Waste Advisory Council meeting

The Council discussed the current challenges facing Local Government in relation to waste management and formulated a list of preliminary actions including:

- Waste Levy: The potential impact of an increased Waste Levy was discussed and the need to establish an emergency management fund was identified.
- Contingency Planning: The idea of pre-approval for emergency licenses and identifying suitable locations in advance was discussed, with an emphasis on a risk-based approach during emergencies. Local Government Emergency Management Plans were identified as one mechanism to assist, but contingency planning across the entire waste management sector is needed.
- Regional Councils: The current situation regarding Regional Councils was discussed. The benefits of collaboration between Local Government for some services was highlighted, however it was agreed that there is a need to revisit the current approach. The **attached** Waste Vision Paper outlines WALGA and MWAC's previous work on this topic.

WALGA will advance these discussions and may schedule a specific MWAC meeting in early 2025.

8 Information Items

8.1 POLICY STATEMENT REVIEW UPDATE

Policy Statement	Status	Timeframe
Waste Management Legislation	Complete	Initial review – October 2024 OAG/MWAC Revision considered – November/December 2024 OAG/MWAC
Circular Economy	In progress	Initial discussion – April 2024 OAG/MWAC Draft for consideration – November/December 2024 OAG/MWAC
Container Deposit Systems	Complete	Will be considered by State Council 6 December 2024.
Extended Producer Responsibility	Complete	Endorsed September 2024 State Council
Waste Levy	Complete	Endorsed May 2024 State Council
Recovered Materials Framework	Complete	Endorsed February 2024 State Council
Household Hazardous Waste	Complete	Endorsed December 2023 State Council
Waste Management Education	Complete	Endorsed December 2023 State Council
Waste Management Data and Information Management	Complete	Rescinded September 2023 State Council

8.2 BETTER PRACTICE DOCUMENT REVIEW UPDATE

Better Practice Document	Status	Timeframe/comment
Events	In development	Draft developed, will be consultation with sector in 2024, finalised document early 2025.
Waste Local Law	In progress	Agree approach with DWER, additional guidance will be developed for the Waste Local Law and a review of the Local Law considered following WARR Act Review completion.
Vergeside	Review to be scheduled	Refresh only.
Reuse Shops	Review to be scheduled	Refresh only.
Charity bin management	In discussion if review is needed	To discuss with the charity recycling group members whether charity bins are in their 5-year strategies, if not, then we won't review.
Shopping Trolley	Review to be scheduled	Refresh only.
Better Practice Optical Surveillance Devices (aka CCTV)	Review to be scheduled	Establish if it is a rewrite or refresh only.

Planning	Review to be scheduled	Establish with the planning team if a review is necessary
Model Process Illegal Dumping	Review to be scheduled	Establish if review is necessary, this document was never made public.
Helium Balloons	Removed	No longer needed, as the single plastics ban regulations ban the release of helium balloons.

8.3 REVIEW OF DWER WASTE EDUCATION

- The WasteSorted Community Engagement team at Department of Water and Environmental Regulation are undertaking a review of waste education across Western Australia, in response to the changing waste environment and upcoming new State Waste Strategy.
- The review will be undertaken over the next six months and involve consultation with Local Government and industry stakeholder groups and an external review of the WasteSorted program. The Review will develop recommendations for waste education across WA for the next 5-10 years.
- WALGA hosted a workshop at the November Consistent Communications Collective meeting, with DWER, to commence the Review process. More than 30 Local Government and industry waste education representatives discussed the communication, education, tools and programs needed for the future and what improvements can be made to current programs.

8.4 REVIEW OF RECYCLING AND WASTE REDUCTION ACT

- A [statutory review](#) of the *Recycling and Waste Reduction Act 2020* (RaWR Act) has commenced. The Review will provide a report to the Minister for the Environment within 6 months of commencement.
- This is the first review of the legislation and focuses on
 - The operation of the RaWR Act
 - The extent to which its objects have been achieved
- Making recommendations to improve the efficiency and impact of the RaWR act. Formal Submissions have yet to be called, and further information has been requested from the Department as to the timeframe and process for engagement.

8.5 REVIEW OF LOCAL GOVERNMENT REPORTING REQUIREMENTS

- All Local Governments that provide waste services are required to report waste and recycling data to the Department of Water and Environmental Regulation (DWER). These requirements are through CEO Notices that are issued under Part 3A, regulation 18D of the Waste Avoidance and Resource Recovery Regulations 2008 (WARR Regulations).
- WALGA and Local Government were heavily engaged in the initial development of the reporting requirements. WALGA made a comprehensive [Submission](#) when consultation occurred in 2019.
- DWER is [consulting](#) on the revised CEO Notices, with submissions due 31 January 2025.
- Following discussion with the Officers Advisory Group, which highlighted some improvements needed, correspondence will be provided to DWER rather than a formal submission.

9 Reports

9.1 MWAC GROUPS

Metropolitan Regional Council Working Group

Delegates/Nominees: TBC

This Group has not met since the previous MWAC Meeting.

Consistent Communications Collective

Delegates/Nominees: n/a

This Group met on 6 November, a summary of the meeting outcomes is included in Item 8.3.

Household Hazardous Waste Advisory Group/Operators Meeting

Delegates/Nominees: Waste Management Program Coordinator

This Group met on 25 November to discuss the key reporting elements of the Program and provide an update on the transition to a different battery recycler.

9.2 EXTERNAL COMMITTEES & WORKING GROUPS

DWER Regulatory Reference Group

Representative: WALGA Executive Manager, Policy

This Group has not met since the previous MWAC meeting.

DWER FOGO Reference Group

Representative: Senior Policy Advisor, RRG, EMRC, WMRC

Meetings of this Group have been temporarily placed on hold for 2024 and into early 2025 pending the finalisation of the Waste Strategy Review. DWER facilitated an information session on Polyphagous Shothole Borer for Group members on 26 November 2024.

DWER Recovered Materials Stakeholder Reference Group

Representative: Senior Policy Advisor

This Group met on 4 December. The Group discussed progress of the technical working groups for specific materials and the potential registration process for producers and users of recovered materials.

Australasian Packaging Label Working Group

Representative: Senior Policy Advisor

This Group has not met since the previous MWAC meeting.

Hazard Coordinating Committee

Representative: MWAC Executive Officer

This Group has not met since the previous MWAC Meeting.

Across Agency Asbestos Group

Representative: MWAC Executive Officer / Senior Policy Advisor

This Group is scheduled to meet on 12 December.

ASEA Asbestos Advisory Group

Representative: MWAC Executive Officer

This is a new Group that WALGA is represented on which has been established by the Asbestos and Silica Safety Eradication Agency (ASEA) to provide insight and advice to support the implementation of ASEA related actions within the Asbestos National Strategic Plan 2024-2030. First meeting anticipated in April 2025.

Waste Management and Resource Recovery Association

Representative: Senior Policy Advisor

This Group met on 7 November.

Charitable Reuse Australia

Representative: Senior Policy Advisor

This Group met on 5 November. The Group discussed end of life textile solutions and technology developments in this area.

Keep Australia Beautiful Council

Representative: MWAC Executive Officer

This Group is scheduled to meet on 12 December.

Australian Local Government Association (ALGA) Representative

Representative: MWAC Executive Officer

WALGA is representing ALGA on the Government Officers Group for the Australian Packaging Covenant. This Group is meeting on a monthly basis to provide input and direction into the development of the new regulatory framework for packaging.

E-Waste to Landfill Ban Technical Advisory Group

Representative: MWAC Executive Officer/Senior Policy Advisor

This Group has not met since the previous MWAC meeting.

Container Deposit Scheme Stakeholder Advisory Group

Representative: MWAC Executive Officer

This Group has not met since the previous MWAC meeting.

10 Other General Business

10.1 QUEENSLAND FRUIT FLY (QFLY) OUTBREAK

The MWAC Chair raised that there has been an outbreak of the Qfly and there is now a quarantine zone in place effecting a number of Local Governments. Residents in the red quarantine zone are advised to remove all fruit and vegetables from Qfly host plants, including fallen produce, regardless of their maturity. Residents have also been advised not to place any fruit or vegetables, which Qfly hosts in the FOGO bin. This may necessitate more frequent general waste bin collections.

The meeting closed at 5.10pm.

Next Meeting

The next MWAC meeting will be held online at 4pm, Wednesday 19 February 2025.

VISION FOR WASTE MANAGEMENT

IN THE METROPOLITAN AREA



EXECUTIVE SUMMARY

There is broad agreement in the Local Government sector that there is a need for change to how waste in the metropolitan area is governed. The change required includes a greater role for the State Government in providing an integrated waste management system, as well as the need for consolidation, improved governance and greater direction for Regional Councils.

The structures we currently have in place have delivered kerbside and verge collection services which are consistently well rated by the community. However if we are to reach the targets set in the Waste Strategy for municipal solid waste diversion from landfill (50% by 2015 and 65% by 2020) and provide the modern infrastructure needed to cope with projected waste generation, a more coordinated approach is needed.



Local Government Recommended Model for Waste Management in the Metropolitan Area

Governance and Roles

- Greater role for the State Government, to include an independent and strengthened Waste Authority which will:
 - Coordinate research on technology
 - Coordinate public education
 - Develop a metropolitan wide statutory plan for waste management (with Regional Delivery Plans to be developed by Regional Councils) and
 - Approve Regional Delivery Plans.
- Regional Council Consolidation:
 - Reduce the number of Regional Councils from five to three
 - Regional Council Governance
 - Compulsory Local Government membership
 - Ability to operate on a commercial basis
 - Geographically based boundaries
 - Ability to appoint skills based members of the Regional Council and
 - Provide mandatory and discretionary services.
- Regional Council role:
 - Develop and deliver Regional Delivery Plan compatible with Waste Authority metropolitan wide plan for waste management.

Integrated Waste Management System

- An integrated waste management system includes provision for all elements of the waste hierarchy, from waste avoidance to landfill
- An assessment of the validity of an aspirational 'zero waste' outcome is required
- Any integrated waste management system to include a range of approaches to funding the delivery of State Waste Strategy Targets, including direct funding through the Levy and Extended Producer Responsibility approaches and
- A review of the appropriateness of 'landfill diversion' as the best benchmark of performance is also required.



INTRODUCTION

The Robson Review of Local Government in the metropolitan area had several recommendations in relation to waste management. To ensure the best outcomes for the community and the environment, a WALGA Working Group (including Regional Councils, the Forum of Regional Councils, the Waste Authority and Local Government members) has been established to put together an approach to improve waste management in the metropolitan area.



This Paper has been developed based on discussions by the WALGA Working Group. The aim of the Paper is to identify a future governance structure for waste management in the metropolitan area which will facilitate the delivery of the State Waste Strategy targets in a timely and cost effective manner. The Paper also identifies the high degree of agreement between all of the Local and State Government entities who are most concerned with waste management.

Local Government and Regional Councils have invested heavily in providing waste management solutions for the community, and waste management collection services consistently rate well in surveys on services delivered by the sector. Regional Councils, on behalf of their members, have developed – or are developing – alternative waste treatment (AWT) options. These options are substantially more expensive than landfill and these costs are causing tensions within the Regional Councils and their member Local Governments.

The ability of individual Local Governments to withdraw from Regional Councils represents a significant risk to the ongoing financial viability of both AWT's and the Regional Councils, and this uncertainty will undoubtedly inhibit the development of further infrastructure whether it be a public private partnership, take and pay or other contractual approach.

Until relatively recently there has been a fairly limited role by State Government in waste management. The Western Australian Waste Strategy: *'Creating the Right Environment'* was released in March 2012 and sets clear targets and direction for waste management in the municipal, commercial & industrial and construction & demolition waste streams. This is the first strategy to be developed, as a requirement, under the *Waste Avoidance and Resource Recovery (WARR) Act 2007*. The targets for municipal waste are 50% diversion from landfill by 2015 and 65% by 2020. As of 2012, the diversion rate, in the metropolitan area was 37%; with recovery rates for Local Governments varying from 15% to 55%.


This Strategy was developed by the Waste Authority – the statutory advisory body for waste management, also established under the *WARR Act 2007*. The Strategy has taken some time to develop, and preceding its development there was very little guidance from the State Government regarding expectations for waste management.

Regional Councils have developed various AWT facilities which are either managed by the Regional Councils or through an arrangement with a commercial operator. As these facilities were developed at different times, with limited oversight and coordination from State Government, coupled with varying Local Government constraints, the selected technologies, contractual approaches and risk profiles are markedly different. Local Government is of the opinion that there is now a greater expectation and role for State Government – through the Waste Authority – in waste management.

Until recently, waste was not really considered in the planning system; the Municipal Waste Advisory Council and Forum of Regional Councils have been driving forces in the ongoing activities to ensure that waste is included in future plans for the metropolitan area. Waste management services are sometimes referred to as 'essential services' which Local Governments deliver.

What this means is that the service should be "considered a priority in strategic planning and is ultimately protected from disruption from outside sources such as national and man-made disasters, market failures, economic pressures, community complaint and mismanagement"¹.

¹ MWAC, 2010, Position Paper: *Is Waste Management an Essential Service?*





WHAT DOES SUCCESS LOOK LIKE?

Rather than just change for change's sake, we need to be very clear about the outcomes we are seeking from changes – particularly the metropolitan wide coordination of waste management – an alternative way to look at this would be, what does success look like?

Critical success factors identified by the Working Group included:

- Practical commitment to the Waste Hierarchy from the State Government
- Improved waste diversion to meet State Waste Strategy Targets
- Improvement in effective resource recovery
- Implementation of Extended Producer Responsibility Schemes by the State and/or Federal Government
- Cost effective service for ratepayers
- Greater hypothecation of the Landfill Levy to provision of waste infrastructure and management
- Metropolitan wide coordination of waste management
- Certainty for the operating environment – next five to 20 years – to enable investment in infrastructure;
- Utilisation of extensive Local Government expertise in this area
- Optimisation of existing infrastructure and resources
- Standardisation of collection systems to maximise efficiency of service delivery and education
- Avoidance of infrastructure and resources duplication and
- Ensuring Local Governments who have already invested in infrastructure to meet State Government targets are not disadvantaged by the changes.

To achieve these outcomes, Local Government must clearly determine where the sector is best placed to add value to waste management activities – and where the State Government should take the primary role and responsibility.

GOVERNANCE

State Government Role – what is the proper level of State Government control?

Local Government acknowledges and welcomes an increased level of State Government involvement in waste management and considers this would be best provided through an independent and strengthened Waste Authority.

Currently the Waste Authority, while being statutory in nature, is only an advisory body. This means the Authority has limited power to act and expend funds without reference to the Minister. In addition the Authority is housed within the Department of Environment and Conservation. This service arrangement is a cause of potential confusion and a perceived conflict of interest.

Local Government supports an independent and strengthened Waste Authority as a separate entity with sufficient statutory power to implement a metropolitan wide approach to waste management. To ensure the Waste Authority has sufficient access to Local Government and Regional Council expertise it is suggested that an independent Waste Authority establish Committees to provide a vehicle for engagement with the Regional Councils, Local Government and other relevant organisations. The Committee focusing on municipal waste would be a key mechanism for Regional Council and Local Government input into the direction and approaches used by the Waste Authority. To facilitate a partnership approach Local Government/Regional Councils and the Waste Authority should have equal representation on the Committee.

State Government Role – what is the role of State Government in waste management?

The role of the independent Waste Authority would be, in part, to coordinate a metropolitan wide approach to waste. This would be achieved through the development of a metropolitan wide, statutory plan for waste management. This Plan would provide clear direction for the Regional Councils, who would be required to develop Regional Delivery Plans, identifying the actions necessary to meet the requirements of the metropolitan wide statutory plans. These plans would be approved by the Waste Authority to ensure the actions of the Regional Delivery Plan accords with the metropolitan statutory waste management plan.

The Authority would also be responsible for coordinating research on waste technology and public education, and policy development in consultation with stakeholders. Local Government does not see the role of the State Government to be the operation of waste management facilities or the MSW supply chain. Currently the expertise in these areas rests in Local Government and the private sector. The suggestion of the establishment of Committees, identified in the previous section, is to ensure this expertise is utilised.

Regional Council Consolidation – how many Regional Councils do we need?

Regional Councils, and their member Local Governments, have multimillion dollar investments in waste processing. Changes to governance need to ensure that these investments are used wisely and to the benefit of the entire metropolitan area, but those communities that have invested still retain equitable ownership, involvement and benefit.

The current membership of Regional Councils has evolved over time and has resulted in a situation where member Councils are not necessarily in the same geographic area. Local Government contends that there is a need for a strong geographic basis for Regional Councils, and that the optimal configuration will take into account strategic and logistic considerations.

Local Government considers that a fewer number of Regional Councils, would be beneficial; the suggested approach is reduce the current five Regional Councils to three. These Regional Councils would be northern, southern and eastern areas.

Three Regional Councils are suggested to:

- Ensure involvement of communities which have provided the significant investment in the development of AWT
- Provide for synergies between collection and treatment
- Retain the considerable skills sets and experience in the area and
- Ensure a smoother transition to a new structure, as the current structures and legal arrangements are complex.

This approach is suggested as it was considered that a straight transition from five Regional Councils to one could be a very complex operation and that three Regional Councils would ultimately ensure a better outcome.

GOVERNANCE CONTINUED

Regional Council Governance – what changes to the Governance of Regional Councils are needed?

The governing board of a Regional Council is currently made up of Councillors from its member Local Governments. The number of representatives from each member Local Government varies, dependent on the Regional Council establishment agreement. Elected members appointed to the Regional Councils possess varying degrees of knowledge regarding waste management which may not include an in depth technical and business understanding is necessary to oversee these multimillion dollar businesses.

An alternative approach is to include on Regional Councils an independent person(s) with relevant skills and expertise. However, given the significant investment of Local Governments in the facilities developed by Regional Councils, it is imperative that Local Government retain majority membership of the Regional Council.

Several options have been proposed, for example Council Controlled Organisations or Regional Subsidiaries. These options would require amendments to the Local Government Act, but would allow these entities to act in a commercial role, with elected member involvement, but based on the concept of a skills based Board. This would ensure that the relevant business skills were present on the Regional Council while maintaining the vital link to the community representation role. The appointment of members to the Board could be undertaken in a range of ways.

Regional Council Scope – what services should the Regional Council provide?

Currently Regional Councils provide a range of services, with some focusing solely on waste management activities and others including a range of other service offerings, such as regional development. All services are intended to provide value to member Local Governments.

In examining the approach to Regional Councils the question has to be asked what services should these Regional Councils provide? Should the services, outside those directly related to waste management be curtailed? The approach recommended is that there are a range of mandatory waste management services that a Regional Council has to provide, and discretionary services that the Regional Council may provide at the request of their member Local Governments.

If the Regional Council has the capacity to provide other services, this is in line with a commercial 'fee for service' approach. It also adds value for their member Councils. Regional Councils do not have to provide those services themselves – opportunities should exist to contract to private industry at the discretion of the Regional Council.





INTEGRATED WASTE MANAGEMENT SYSTEMS

The current waste management systems have evolved without significant State Government oversight, Regional Councils and Local Government have taken the lead.

The sector fully appreciates that it is desirable to have an enhanced level of coordination that is possible only if the State Government is more actively involved in this area. Local Government strongly supports integrated waste management systems to deliver environmentally sound, socially acceptable and economically prudent waste management outcomes. What this means in practice is the Government needs to show strong leadership by mandating the expectations for waste treatment options and investing in waste reduction and avoidance. The current State Waste Strategy targets are based on landfill avoidance, which gives no prioritisation of the diverse activities that lead to this diversion.

While giving consideration to metropolitan wide governance, aside from infrastructure, waste avoidance and reduction needs to be a cornerstone of the long term approach to waste management. Ultimately, the less waste generated, the less that needs to be managed. This approach clearly fits into making better decisions for waste.

There are a range of waste treatment options including composting (aerobic and anaerobic) and a suite of Waste to Energy technologies. It is however important to acknowledge that landfill will have a place in waste treatment for a considerable time. Given these settings, it is therefore recommended that an assessment of the validity of an aspirational 'zero waste' outcome is undertaken. For an integrated waste management system to operate effectively a range of funding mechanisms are needed. There are a range of potential approaches to funding, two options are direct funding through the WARR Levy (or other State Government funding) and using Extended Producer Responsibility Schemes to shift the burden of responsibility to producers.






CONCLUSION

Change in the current governance of waste management in the metropolitan area is clearly needed. Local Government has been taking a leadership role in diverting waste from landfill and ensuring that if material goes to landfill the environmental and human health impacts are minimised. However, with a growing population, an increasingly complex waste stream and more expensive treatment options becoming the norm, there is a need for a higher level of informed State Government coordination, leadership on policy, best practice and support via long term funding commitments.

Local Government is seeking commitment from the State Government to establish new governance structures for waste management in the metropolitan area (based on the model outlined) and put in place the policy, statutory and regulatory environment to ensure an integrated approach to waste management can be achieved for Western Australia.



MEMBERS OF THE WORKING GROUP

Mayor Alannah MacTiernan (Municipal Waste Advisory Council Chair) *Working Group Chair*

Mayor Troy Pickard (WA Local Government Association President)

Cr Doug Thompson (City of Fremantle)

Mayor Simon Withers (Town of Cambridge)

Cr Clive Robartson (City of Melville)

Mayor Henry Zelones (City of Armadale)

Cr Alan Pilgrim (Chair, Eastern Metropolitan Regional Council)

Cr Russell Fishwick (Chair, Mindarie Regional Council)

Cr Ron Hoffman (Chair, Rivers Regional Council and Forum of Regional Councils)

Cr Tony Romano (Chair, Southern Metropolitan Regional Council)

Mayor Ron Norris (Chair, Western Metropolitan Regional Council)

Mr Peter Schneider (Eastern Metropolitan Regional Council)

Brian Calendar (Mindarie Regional Council)

Alex Sheridan (Rivers Regional Council)

Tim Youé (Southern Metropolitan Regional Council)

Rebecca Goodwin (Western Metropolitan Regional Council)

WALGA would also like to acknowledge the contributions
of the following Waste Authority members:

Marcus Geisler (Waste Authority)

Neil Foley (Waste Authority)

Glen McCloud (Waste Authority)

PO Box 1544
West Perth WA 6872

Tel (08) 9213 2000
Fax (08) 9322 2611
Email info@walga.asn.au
www.walga.asn.au



17 MEMBERS' MOTIONS OF WHICH PREVIOUS NOTICE HAS BEEN GIVEN

18 NEW BUSINESS OF AN URGENT NATURE

19 CONFIDENTIAL MATTERS FOR WHICH THE MEETING MAY BE CLOSED TO THE PUBLIC

RECOMMENDATION (Closing Meeting to the Public)

That with the exception of, the meeting be closed to members of the public in accordance with Section 5.23(2) of the *Local Government Act 1995* for the purpose of dealing with matters of a confidential nature.

COUNCIL RESOLUTION

MOVED

SECONDED

19.1 CHIEF EXECUTIVE OFFICER RECRUITMENT SELECTION OF CONSULTANT (D2025/02538)

This item is recommended to be confidential because it contains matters affecting an employee and is to be treated as confidential in accordance with EMRC Policy 4.1 – Chief Executive Officer's Appointment, Performance Review and Termination Policy.

See Confidential Item circulated with the Agenda under Separate Cover.

19.2 CHIEF EXECUTIVE OFFICER PROBATIONARY REVIEW 2025 (D2025/02542)

This item is recommended to be confidential because it contains matters affecting an employee and is to be treated as confidential in accordance with EMRC Policy 4.1 – Chief Executive Officer's Appointment, Performance Review and Termination Policy.

See Confidential Item circulated with the Agenda under Separate Cover.

19.3 RED HILL COMMUNICATIONS TOWER – SITE LEASE AGREEMENT (D2025/03233)

This item is recommended to be confidential because it contains matters of a commercial-in-confidence and legal nature.

See Confidential Item circulated with the Agenda under Separate Cover.

19.4 SUNDRY DEBTOR WRITE-OFF (D2025/03235)

This item is recommended to be confidential because it contains matters of a legal nature.

See Confidential Item circulated with the Agenda under Separate Cover.

19.5 WALGA SUSTAINABLE ENERGY PROJECT PHASE TWO (D2025/03236)

This item is recommended to be confidential because it contains matters of a commercial-in-confidence nature.

See Confidential Item circulated with the Agenda under Separate Cover.

19.6 THE FUTURE OF THE EMRC – TRANSITIONAL ARRANGEMENT – DISCUSSION PAPER (D2025/03238)

This item is recommended to be confidential because it contains matters of a commercial-in-confidence nature.

See Confidential Item circulated with the Agenda under Separate Cover.

19.7 LEGAL MATTER UPDATE (D2025/03240)

This item is recommended to be confidential because it contains matters of a legal nature.

See Confidential Item circulated with the Agenda under Separate Cover.

19.8 EXEMPTION FROM TENDER REGULATIONS FOR A CONTRACTOR (D2025/03804)

This item is recommended to be confidential because it contains matters of a legal and commercial-in-confidence nature.

See Confidential Item circulated with the Agenda under Separate Cover.

RECOMMENDATION [Meeting re-opened to the Public]

That the meeting be re-opened, the members of the public be invited to return to the meeting and the recommendations passed behind closed doors be recorded.

COUNCIL RESOLUTION(S)

MOVED

SECONDED

Recording of the resolutions passed behind closed doors, namely:

- 19.1 CHIEF EXECUTIVE OFFICER RECRUITMENT SELECTION OF CONSULTANT
(D2025/02538)

COUNCIL RESOLUTION(S)

MOVED SECONDED

- 19.2 CHIEF EXECUTIVE OFFICER PROBATIONARY REVIEW 2025 (D2025/02542)

COUNCIL RESOLUTION(S)

MOVED SECONDED

- 19.3 RED HILL COMMUNICATIONS TOWER – SITE LEASE AGREEMENT (D2025/03233)

COUNCIL RESOLUTION(S)

MOVED SECONDED

- 19.4 SUNDRY DEBTOR WRITE-OFF (D2025/03235)

COUNCIL RESOLUTION(S)

MOVED SECONDED

- 19.5 WALGA SUSTAINABLE ENERGY PROJECT PHASE TWO (D2025/03236)

COUNCIL RESOLUTION(S)

MOVED SECONDED

- 19.6 THE FUTURE OF THE EMRC – TRANSITIONAL ARRANGEMENT – DISCUSSION PAPER
(D2025/03238)

COUNCIL RESOLUTION(S)

MOVED SECONDED

- 19.7 LEGAL MATTER UPDATE (D2025/03240)

COUNCIL RESOLUTION(S)

MOVED SECONDED

- 19.8 EXEMPTION FROM TENDER REGULATIONS FOR A CONTRACTOR (D2025/03804)

COUNCIL RESOLUTION(S)

MOVED SECONDED

20 FUTURE MEETINGS OF COUNCIL

The next meeting of Council will be held on Thursday 27 March 2025 at the EMRC Administration Office, 1st Floor, 226 Great Eastern Highway, Ascot WA 6104 commencing at 6.00pm.

Future Meetings 2025

Thursday	27 February		at	EMRC Administration Office
Thursday	27 March		at	EMRC Administration Office
Thursday	24 April	(if required)	at	EMRC Administration Office
Thursday	22 May	(if required)	at	EMRC Administration Office
Thursday	26 June		at	EMRC Administration Office
Thursday	24 July	(if required)	at	EMRC Administration Office
Thursday	28 August	(if required)	at	EMRC Administration Office
Thursday	25 September	(if required)	at	EMRC Administration Office
Thursday	27 November		at	EMRC Administration Office

21 DECLARATION OF CLOSURE OF MEETING