



AGENDA

D2025/13754

Ordinary Meeting of Council 28 August 2025

Notice of Meeting

Dear Councillors

I wish to advise that the next Ordinary Meeting of Council will be held on Thursday 28 August 2025 at the EMRC Administration Centre, 1st Floor, 226 Great Eastern Highway, Ascot WA 6104 commencing at 6:00pm.

A blue ink handwritten signature, appearing to read "Matthew MacPherson", is written over a horizontal line.

Matthew MacPherson | Chief Executive Officer

22 August 2025

Please Note

If any Councillor has a query regarding a report item or requires additional information in relation to a report item, please contact the responsible officer (SOURCE OF REPORT) prior to the meeting.

The meeting will be livestreamed in accordance with s.5.23A of the *Local Government Act 1995*. Images and voices may be captured and streamed on the EMRC's website at www.emrc.org.au. If you have any issues or concerns regarding the livestreaming and recording of meetings, please contact the EMRC Business Support Team.

Public question time will continue as usual and questions may be submitted electronically prior to the meeting, no later than 4.00pm on the day of the meeting to CouncilEnquiry@emrc.org.au.



EMRC Council Members

Cr Filomena Piffaretti	Chairperson	City of Bayswater
Cr Paul Poliwka	Deputy Chairperson	Town of Bassendean
Cr Tallan Ames	EMRC Member	Town of Bassendean
Cr Michelle Sutherland	EMRC Member	City of Bayswater

EMRC Council Deputies

Cr Kathryn Hamilton	EMRC Deputy Member	Town of Bassendean
Cr Giorgia Johnson	EMRC Deputy Member	City of Bayswater



Ordinary Meeting of Council 28 August 2025

Table of Contents

1	DECLARATION OF OPENING AND ANNOUNCEMENT OF VISITORS	1
	1.1 ACKNOWLEDGEMENT OF COUNTRY	1
2	ATTENDANCE, APOLOGIES AND LEAVE OF ABSENCE (PREVIOUSLY APPROVED)	1
3	DISCLOSURE OF INTEREST	1
4	ANNOUNCEMENTS BY THE CHAIRPERSON OR PRESIDING MEMBER	1
5	RESPONSE TO PREVIOUS QUESTIONS TAKEN ON NOTICE	1
6	PUBLIC QUESTION TIME	1
7	APPLICATIONS FOR LEAVE OF ABSENCE	1
8	PETITIONS, DEPUTATIONS AND PRESENTATIONS	1
9	CONFIRMATION OF MINUTES OF PREVIOUS MEETING	2
	9.1 MINUTES OF THE ORDINARY MEETING OF COUNCIL HELD ON 26 JUNE 2025	2
	9.2 MINUTES OF THE SPECIAL MEETING OF COUNCIL HELD ON 30 JUNE 2025	2
	9.3 MINUTES OF THE SPECIAL MEETING OF COUNCIL HELD ON 14 AUGUST 2025	2
	9.4 MINUTES OF COMMITTEE THAT WILL NOT MEET AGAIN	2
10	QUESTIONS BY MEMBERS OF WHICH DUE NOTICE HAS BEEN GIVEN	3
11	QUESTIONS WITHOUT NOTICE	3
12	ANNOUNCEMENT OF CONFIDENTIAL MATTERS FOR WHICH MEETINGS MAY BE CLOSED TO THE PUBLIC	3
13	BUSINESS NOT DEALT WITH FROM A PREVIOUS MEETING	3
14	EMPLOYEE REPORTS	4
	14.1 LIST OF ACCOUNTS PAID DURING THE MONTH OF JUNE AND JULY 2025 (D2025/17290)	4
	14.2 FINANCIAL REPORT FOR PERIOD ENDED JUNE 2025 (D2025/17292)	4
	14.3 FINANCIAL REPORT FOR PERIOD ENDED JULY 2025 (D2025/17293)	4
	14.4 WA WASTE AND RECYCLE CONFERENCE (D2025/17295)	4
	14.5 DIVIDEND DISTRIBUTION POLICY (D2025/17312)	4
	14.6 ITEMS CONTAINED IN THE INFORMATION BULLETIN (D2025/16939)	4
15	REPORTS OF COMMITTEES	6
	15.1 AUDIT COMMITTEE MEETING HELD 7 AUGUST 2025 (D2025/17370)	6



16	REPORTS OF DELEGATES	6
	16.1 MUNICIPAL WASTE ADVISORY COUNCIL (MWAC) MINUTES HELD 9 JULY 2025 (D2025/15239)	6
17	MEMBERS' MOTIONS OF WHICH PREVIOUS NOTICE HAS BEEN GIVEN	7
18	NEW BUSINESS OF AN URGENT NATURE	7
19	CONFIDENTIAL MATTERS FOR WHICH THE MEETING MAY BE CLOSED TO THE PUBLIC	7
	19.1 RED HILL COMMUNICATIONS TOWER – SITE LEASE AGREEMENT (D2025/17304)	7
	19.2 LICENCE TO OCCUPY PART OF LOT 12, TOODYAY ROAD, GIDGEGANNUP (D2025/17308)	7
	19.3 CITY OF KALAMUNDA DISTRIBUTION (D2025/17311)	7
20	FUTURE MEETINGS OF COUNCIL	8
21	DECLARATION OF CLOSURE OF MEETING	8



1 DECLARATION OF OPENING AND ANNOUNCEMENT OF VISITORS

1.1 ACKNOWLEDGEMENT OF COUNTRY

We wish to acknowledge the traditional custodians of the land, the Whadjuk people of the Noongar Nation and to pay our respects to elders past, present and emerging.

2 ATTENDANCE, APOLOGIES AND LEAVE OF ABSENCE (PREVIOUSLY APPROVED)

3 DISCLOSURE OF INTEREST

4 ANNOUNCEMENTS BY THE CHAIRPERSON OR PRESIDING MEMBER

5 RESPONSE TO PREVIOUS QUESTIONS TAKEN ON NOTICE

Nil

6 PUBLIC QUESTION TIME

7 APPLICATIONS FOR LEAVE OF ABSENCE

8 PETITIONS, DEPUTATIONS AND PRESENTATIONS



9 CONFIRMATION OF MINUTES OF PREVIOUS MEETING

9.1 MINUTES OF THE ORDINARY MEETING OF COUNCIL HELD ON 26 JUNE 2025

That the minutes of the Ordinary Meeting of Council held on 26 June 2025 which have been distributed, be confirmed.

COUNCIL RESOLUTION

MOVED SECONDED

9.2 MINUTES OF THE SPECIAL MEETING OF COUNCIL HELD ON 30 JUNE 2025

That the minutes of the Special Meeting of Council held on 30 June 2025 which have been distributed, be confirmed.

COUNCIL RESOLUTION

MOVED SECONDED

9.3 MINUTES OF THE SPECIAL MEETING OF COUNCIL HELD ON 14 AUGUST 2025

That the minutes of the Special Meeting of Council held on 14 August 2025 which have been distributed, be confirmed.

COUNCIL RESOLUTION

MOVED SECONDED

9.4 MINUTES OF COMMITTEE THAT WILL NOT MEET AGAIN

It is a requirement under section 5.22(2) of the *Local Government Act 1995* that the minutes of a meeting of a Council or a Committee are to be submitted to the next Ordinary Meeting of the Council or the Committee, as the case requires, for confirmation. The Legal Committee was disbanded by Council at its meeting on 7 August 2025, and will therefore no longer meet. Accordingly, Council is required to confirm the previous (unconfirmed) minutes of the Legal Committee.

That:

The minutes of the Legal Committee (LC) meeting held on 17 October 2024 which have previously been distributed, be confirmed.

COUNCIL RESOLUTION

MOVED SECONDED



10 QUESTIONS BY MEMBERS OF WHICH DUE NOTICE HAS BEEN GIVEN

11 QUESTIONS WITHOUT NOTICE

12 ANNOUNCEMENT OF CONFIDENTIAL MATTERS FOR WHICH MEETINGS MAY BE CLOSED TO THE PUBLIC

NOTE: Section 5.23(2) of the *Local Government Act 1995*, details a number of matters upon which Council may discuss and make decisions without members of the public being present. These matters include: matters affecting employees; personal affairs of any person; contractual matters; legal advice; commercial-in-confidence matters; security matters; among others.

The following confidential reports are covered in Section 19 of this agenda.

- RED HILL COMMUNICATIONS TOWER - SITE LEASE AGREEMENT
- LICENCE TO OCCUPY PART OF LOT 12, TOODYAY ROAD, GIDGEGANNUP
- CITY OF KALAMUNDA DISTRIBUTION

13 BUSINESS NOT DEALT WITH FROM A PREVIOUS MEETING



14 EMPLOYEE REPORTS

- 14.1 LIST OF ACCOUNTS PAID DURING THE MONTH OF JUNE AND JULY 2025 (D2025/17290)
- 14.2 FINANCIAL REPORT FOR PERIOD ENDED JUNE 2025 (D2025/17292)
- 14.3 FINANCIAL REPORT FOR PERIOD ENDED JULY 2025 (D2025/17293)
- 14.4 WA WASTE AND RECYCLE CONFERENCE (D2025/17295)
- 14.5 DIVIDEND DISTRIBUTION POLICY (D2025/17312)
- 14.6 ITEMS CONTAINED IN THE INFORMATION BULLETIN (D2025/16939)

The Chairperson invites members to withdraw any report items to be dealt with separately.

RECOMMENDATION(S)

That with the exception of items, which are to be withdrawn and dealt with separately, Council adopts the recommendations in the Employee Reports (Section 14).

COUNCIL RESOLUTION(S)

MOVED

SECONDED



14.1 LIST OF ACCOUNTS PAID DURING THE MONTHS OF JUNE AND JULY 2025

D2025/17290

PURPOSE OF REPORT

The purpose of this report is to present to Council a list of accounts paid under the Chief Executive Officer's delegated authority during the months of June and July 2025 for noting.

KEY POINT(S)

- As per the requirements of regulation 13(1) of the *Local Government (Financial Management) Regulations 1996*, the list of accounts paid during the months of June and July 2025 is provided for noting.

RECOMMENDATION(S)

That Council notes:

1. The CEO's list of accounts for the months of June and July 2025 paid under delegated power in accordance with regulation 13(1) of the *Local Government (Financial Management) Regulations 1996*, forming attachment 1 to this report totalling \$65,059,457.13.
2. The list of payments by employees via purchasing cards including credit cards, debit or other purchasing cards for the months of June and July in accordance with regulation 13A(2) of the *Local Government (Financial Management) Regulations 1996*, forming attachment 2 to this report totalling \$41,854.85.

SOURCE OF REPORT

Employee Disclosure under s.5.70 of the *Local Government Act 1995*:

Author(s)	Manager Financial Services	Nil
Responsible Officer	Chief Financial Officer	Nil

BACKGROUND

- 1 Council has delegated to the Chief Executive Officer (CEO) the exercise of its power to make payments from the Municipal Fund and Trust Fund. In accordance with regulation 13(1) of the *Local Government (Financial Management) Regulations 1996*, a list of accounts paid by the CEO is to be provided to Council, where such delegation is made.
- 2 From 1 September 2023, local governments are required to disclose information about each transaction made on a credit card, debit card or other purchasing cards in accordance with regulation 13A of the *Local Government (Financial Management) Regulations 1996*.

REPORT

3. The table below summarises the payments drawn on the funds during the months of June and July. A list detailing the payments made is appended as an attachment 1 to this report.

Municipal Fund	EFT Payments	EFT60793– EFT61461	
	Cheque Payments	220891 - 220900	
	Payroll EFT	PAY 2025-25, PAY 2025-26, PAY 2025-26.1, PAY 2025-26.2, PAY 2026-1, PAY 2026-2 & PAY 2026-3	
	Direct Debits		
	➤ Superannuation	DD29104.1 – DD29104.24, DD29315.1 – DD29315.25 DD29316.1 – DD29316.24 & DD29317.1 – DD29317.23	
	➤ Bank Charges	1*JUN25 & 1*JUL25	
	➤ Other	2913 - 2980	\$65,073,081.16
	Less Cancelled EFT's & Cheques		(\$13,624.03)
Trust Fund	EFT Payments		Nil
Total			\$65,059,457.13

Summary of Expenditure for the Months of June & July 2025.	
Payroll	\$ 2,119,050.30
Term Deposit Investments	\$ 51,000,000.00
Capital Expenditure	\$ 2,249,441.64
Operating Expenditure	
➤ Landfill Levy *	\$ 5,181,586.74
➤ Other	\$ 4,509,378.45
Total	\$ 65,059,457.13

* Note: The Landfill Levy is paid quarterly in July, October, January and April

4. Information about each transaction made on credit cards, debit cards and purchasing cards for the months of June and July 2025 are detailed in attachment 2 of this report.

Summary of Expenditure on Purchasing Cards and Credit Cards for the Months of June & July 2025.	
Bunnings Cards	\$ 3,669.67
Motorpass Cards	\$ 3,750.52
Credit Cards	\$ 34,434.66
Total	\$ 41,854.85

STRATEGIC/POLICY IMPLICATIONS

5. Reporting on EMRC Strategic Policy implications align with the revised Strategic Plan 2017- 2027 and the Sustainability Strategy.

FINANCIAL IMPLICATIONS

6. As detailed within the report.

SUSTAINABILITY IMPLICATIONS

7. Nil

RISK MANAGEMENT

Risk – Adverse credit rating if creditor accounts are not paid when due		
Consequence	Likelihood	Rating
Possible	Insignificant	Low
Action/Strategy		
➤ Ensure timely payment of creditor accounts when they fall due.		

MEMBER COUNCIL IMPLICATIONS

Member Council	Implication Details
Town of Bassendean	} Nil
City of Bayswater	

ATTACHMENT(S)

1. CEO's Delegated Payments List for the Months of June and July 2025 (D2025/17428)
2. The List of Payments by Employees via purchasing cards including credit cards, debit or other purchasing cards for the Months of June and July 2025 (D2025/17431)



VOTING REQUIREMENT

Simple Majority

RECOMMENDATION(S)

That Council notes:

1. The CEO's list of accounts for months of June and July 2025 paid under delegated power in accordance with regulation 13(1) of the *Local Government (Financial Management) Regulations 1996*, forming attachment 1 to this report totalling \$65,059,457.13.
2. The list of payments by employees via purchasing cards including credit cards, debit or other purchasing cards for months of June and July 2025 in accordance with regulation 13A(2) of the *Local Government (Financial Management) Regulations 1996*, forming attachment 2 to this report totalling \$41,854.85.

COUNCIL RESOLUTION(S)

MOVED CR

SECONDED CR



Eastern Metropolitan Regional Council
CEO's DELEGATED PAYMENTS LIST
FOR THE MONTHS OF JUNE & JULY 2025

Cheque / EFT No	Date	Payee	Description	Amount
EFT60793	03/06/2025	EPISSAFE PTY LTD T/A EPIGROUP	STAFF TRAINING	3,575.00
EFT60794	03/06/2025	ODOUR CONTROL SYSTEMS INTERNATIONAL LTD	DAILY COVER	54,240.00
EFT60795	03/06/2025	SONIC HEALTHPLUS PTY LTD	EMPLOYMENT MEDICAL	248.60
EFT60796	03/06/2025	SYNERGY	ELECTRICITY CHARGES - HRRP	14,173.45
EFT60797	06/06/2025	ABA AUTOMATIC GATES WA	REMOTES TO GATES	268.01
EFT60798	06/06/2025	ABLE SALES	EQUIPMENT PURCHASE	1,520.00
EFT60799	06/06/2025	ADVANCED LIQUID WASTE - ANTHONY WALSH ATF 88 FAMILY TRUST T/A	LIQUID WASTE MANAGEMENT - HRRP	8,397.40
EFT60800	06/06/2025	ALLWEST PLANT HIRE	PLANT & LABOUR HIRE	2,975.50
EFT60801	06/06/2025	AMALGAM RECRUITMENT	LABOUR HIRE	2,127.63
EFT60802	06/06/2025	AUSSIE NATURAL SPRING WATER	BOTTLED WATER	162.45
EFT60803	06/06/2025	AUSTRALIA AND NEW ZEALAND RECYCLING PLATFORM LTD	CONTRIBUTION TO TECH COLLECT E WASTE PROGRAM COLLECTION & DISPOSAL COSTS	1,433.72
EFT60804	06/06/2025	BUCHER MUNICIPAL PTY LTD	PLANT PARTS	215.78
EFT60805	06/06/2025	CASTROL AUSTRALIA PTY LTD	OIL PURCHASES	4,666.01
EFT60806	06/06/2025	CHEMSOL AUSTRALIA T/A HAWKESFORD NOMINEES PTY LTD	GREASE PURCHASES	1,474.00
EFT60807	06/06/2025	COMMERCIAL CARE	GARDEN MAINTENANCE BAYWASTE	2,260.50
EFT60808	06/06/2025	CUTTING EDGES REPLACEMENT PARTS PTY LTD	PLANT PARTS	1,859.40
EFT60809	06/06/2025	DEPARTMENT OF WATER AND ENVIRONMENTAL REGULATION (DWER)	WASTE TRACKING FORMS	396.00
EFT60810	06/06/2025	DRAKE AUSTRALIA PTY LTD	LABOUR HIRE	2,255.79
EFT60811	06/06/2025	ECO ENVIRONMENTAL (BENFOSTER PTY LTD)	EQUIPMENT HIRE	4,372.50
EFT60812	06/06/2025	ECOLO WA	ODOUR CONTROL SOLUTIONS	3,168.00
EFT60813	06/06/2025	ELAN ENERGY MATRIX	TYRE DISPOSAL COSTS - TRANSFER STATION	252.76
EFT60814	06/06/2025	EUROFINS ARL PTY LTD T/AS EUROFINS	SAMPLE TESTING - WATER ANALYSIS	5,097.90
EFT60815	06/06/2025	FILTERS PLUS	PLANT FILTERS	512.33
EFT60816	06/06/2025	FLEXI STAFF GROUP PTY LTD	LABOUR HIRE	5,115.74
EFT60817	06/06/2025	FOSTER PLUMBING AND GAS	PLUMBING MAINTENANCE - HRRP & A WATER TRUCK AT HRRP	1,910.70
EFT60818	06/06/2025	HAYS SPECIALIST RECRUITMENT	LABOUR HIRE	3,985.18
EFT60819	06/06/2025	HOSEFORCE PTY LTD	HYDRAULIC HOSE SUPPLIES	318.21
EFT60820	06/06/2025	INDUSTRIAL RECRUITMENT PARTNERS	LABOUR HIRE	29,726.40
EFT60821	06/06/2025	JLM LINEBORING & ENGINEERING PTY LTD	REFURBISHMENT SCAN - GRINDER	8,228.00
EFT60822	06/06/2025	MIDALIA STEEL (ONESTEEL)	HARDWARE SUPPLIES	304.48
EFT60823	06/06/2025	NESSCO GROUP	EQUIPMENT REPAIR	887.83
EFT60824	06/06/2025	PERTH QUALITY SERVICES	HRRP ADMIN BUILDING CLEANING AND PEST CONTROL	565.00
EFT60825	06/06/2025	PIRTEK MIDLAND (M & B HYDRAULICS PTY LTD)	HYDRAULIC HOSE SUPPLIES	758.99
EFT60826	06/06/2025	PR POWER PTY LTD	REPAIRED DAMAGED GENERATOR	14,205.40
EFT60827	06/06/2025	PRESTIGE ALARMS	CCTV INSPECTION AND SERVICE - HRRP	1,083.00
EFT60828	06/06/2025	QUAD SERVICES PTY LTD	CLEANING SERVICES & CONSUMABLES - HRRP	5,504.52
EFT60829	06/06/2025	RUDD INDUSTRIAL	HARDWARE SUPPLIES	85.80
EFT60830	06/06/2025	S&L ENGINEERING (WA) PTY LTD	PLANT MAINTENANCE - HAZELMERE WORKSHOP	3,099.25



Eastern Metropolitan Regional Council
CEO's DELEGATED PAYMENTS LIST
FOR THE MONTHS OF JUNE & JULY 2025

Cheque / EFT No	Date	Payee	Description	Amount
EFT60831	06/06/2025	SGS AUSTRALIA PTY LTD	SAMPLE ANALYSIS - WATER MONITORING	290.62
EFT60832	06/06/2025	SKILL HIRE WA PTY LTD	LABOUR HIRE	1,877.73
EFT60833	06/06/2025	SONIC HEALTHPLUS PTY LTD	EMPLOYMENT MEDICAL	233.20
EFT60834	06/06/2025	SOUTHERN CROSS UNIVERSITY (ENVIRONMENTAL ANALYSIS LABORATORY)	COMPOST ANALYSIS - FOGO	451.44
EFT60835	06/06/2025	SWAN TOWING SERVICES PTY LTD ATF THE SWAN TOWING TRUST	PLANT TRANSPORTATION COST	550.00
EFT60836	06/06/2025	SYNERGY	ELECTRICITY CHARGES - HRRP	11,423.98
EFT60837	06/06/2025	THE WATERSHED	HARDWARE SUPPLIES	1,913.68
EFT60838	06/06/2025	TOTAL TOOLS MIDLAND	SAFETY SUPPLIES	758.00
EFT60839	06/06/2025	TOTALLY WORKWEAR MIDLAND	PROTECTIVE CLOTHING	503.47
EFT60840	06/06/2025	TRILLION TREES	PURCHASE OF TUBESTOCK - CLASS III REHABILITATION	7,271.55
EFT60841	06/06/2025	TRUCK CENTRE (WA) PTY LTD	PLANT PARTS	317.31
EFT60842	06/06/2025	TUTT BRYANT EQUIPMENT (BT EQUIPMENT PTY LTD)	PLANT PARTS	238.76
EFT60843	06/06/2025	TWISTECH - GREG WOOD	REPAIRS TO SIGNS & FENCE AT TRANSFER STATION	454.85
EFT60844	06/06/2025	UNITED EQUIPMENT PTY LTD	PLANT SERVICE & MAINTENANCE	1,561.49
EFT60845	06/06/2025	WA HINO SALES AND SERVICE	PLANT PART	29.48
EFT60846	06/06/2025	WAYNES WINDSCREENS PTY LTD	WINDOW TINTING - PLANT	250.00
EFT60847	06/06/2025	WINC AUSTRALIA PTY LTD	STATIONERY & CONSUMABLES	565.24
EFT60848	06/06/2025	WREN OIL	WASTE OIL REMOVAL - TRANSFER STATION	451.00
EFT60849	06/06/2025	DEVLYN AUSTRALIA PTY LTD	REFUND OF PRE-PAYMENT	12,011.08
EFT60850	10/06/2025	CEMAC TECHNOLOGIES PTY LTD	REPAIR TO GRINDER	23,366.75
EFT60851	10/06/2025	CHILD SUPPORT	EMPLOYEE DEDUCTION	731.26
EFT60852	10/06/2025	CLEANAWAY PTY LTD	FOGO BIN - AUDIT	1,144.00
EFT60853	10/06/2025	OSHGROUPT PTY LTD	EMPLOYMENT MEDICAL	2,422.75
EFT60854	10/06/2025	PAYG PAYMENTS	PAYG TAXATION PAYMENT	104,141.00
EFT60855	10/06/2025	PAYWISE PTY LTD	STAFF DEDUCTION	892.65
EFT60856	10/06/2025	POSITIVE SALARY PACKAGING - JJCT PACKAGING PTY LTD T/A	EMPLOYEE DEDUCTION	1,511.65
EFT60857	10/06/2025	RAUBEX CONSTRUCTION	FOGO HARDSTAND CONSTRUCTION WORKS	700,305.96
EFT60858	10/06/2025	TELSTRA LIMITED	TELEPHONE EXPENSES	1,326.77
EFT60859	13/06/2025	ADVANCED LIQUID WASTE - ANTHONY WALSH ATF 88 FAMILY TRUST T/A	LIQUID WASTE MANAGEMENT - RED HILL	1,320.00
EFT60860	13/06/2025	AIR FILTER DRY CLEAN SYSTEMS WA	CLEAN & SERVICES FILTERS	624.69
EFT60861	13/06/2025	ALLPEST - ROL-WA PTY LTD T/AS	PEST CONTROL- RED HILL	571.82
EFT60862	13/06/2025	AUSSIE NATURAL SPRING WATER	BOTTLED WATER	194.94
EFT60863	13/06/2025	BOYA EQUIPMENT PTY LTD	SERVICE KIT	271.49
EFT60864	13/06/2025	BOYAN ELECTRICAL	ELECTRICAL MAINTENANCE	596.20
EFT60865	13/06/2025	CASTROL AUSTRALIA PTY LTD	OIL PURCHASES	424.85
EFT60866	13/06/2025	CIVIL AUTO ELECTRICS PTY LTD	PLANT REPAIRS	483.45
EFT60867	13/06/2025	CJD EQUIPMENT PTY LTD	PLANT SERVICE KIT	1,112.79
EFT60868	13/06/2025	CLAUDIA RICHARDS	WORKSHOP PRESENTATION FEE	500.00



Eastern Metropolitan Regional Council
CEO's DELEGATED PAYMENTS LIST
FOR THE MONTHS OF JUNE & JULY 2025

Cheque / EFT No	Date	Payee	Description	Amount
EFT60869	13/06/2025	CPR ELECTRICAL SERVICES	ELECTRICAL MAINTENANCE - HRRP ADMIN BUILDING	1,265.00
EFT60870	13/06/2025	DEPARTMENT OF WATER AND ENVIRONMENTAL REGULATION (DWER)	WASTE TRACKING FORMS	308.00
EFT60871	13/06/2025	DRAKE AUSTRALIA PTY LTD	LABOUR HIRE	1,804.00
EFT60872	13/06/2025	ECO ENVIRONMENTAL (BENFOSTER PTY LTD)	EQUIPMENT HIRE	979.00
EFT60873	13/06/2025	ENVIRAPEST PTY LTD	WEED MANAGEMENT - HRRP	2,450.00
EFT60874	13/06/2025	EQUIP-SAFE	STAFF TRAINING	5,000.00
EFT60875	13/06/2025	EUROFINS ARL PTY LTD T/AS EUROFINS	SAMPLE TESTING - WATER & WOOD FINES	2,137.80
EFT60876	13/06/2025	FLEXI STAFF GROUP PTY LTD	LABOUR HIRE	4,292.49
EFT60877	13/06/2025	GLOBAL SPILL & SAFETY	SAFETY SUPPLIES	1,876.71
EFT60878	13/06/2025	GROENEVELD AUSTRALIA P/L	PLANT MAINTENANCE	1,128.13
EFT60879	13/06/2025	HAYS SPECIALIST RECRUITMENT	LABOUR HIRE	2,872.33
EFT60880	13/06/2025	HERBERT SMITH FREEHILLS LAWYERS	LEGAL ADVICE	7,067.50
EFT60881	13/06/2025	HERCULES MOBILES PTY LTD	EQUIPMENT HIRE	220.00
EFT60882	13/06/2025	HOSEFORCE PTY LTD	HYDRAULIC HOSE SUPPLIES	472.49
EFT60883	13/06/2025	INDUSTRIAL RECRUITMENT PARTNERS	LABOUR HIRE	34,962.72
EFT60884	13/06/2025	JK CONTRACTING (WA) PTY LTD	CLEANING OF WHEEL WASH	462.00
EFT60885	13/06/2025	KINETIC WA PTY LTD	BUS HIRE	825.00
EFT60886	13/06/2025	KLB SYSTEMS	COMPUTER HARDWARE, CONSUMABLES & SUBSCRIPTION	31,559.00
EFT60887	13/06/2025	KOMATSU AUSTRALIA P/L	PLANT MAINTENANCE	5,572.90
EFT60888	13/06/2025	MAJOR MOTORS PTY LTD	PLANT PARTS	83.04
EFT60889	13/06/2025	MIDWAY FORD (WA)	VEHICLE SERVICE	862.86
EFT60890	13/06/2025	NESSCO GROUP	EQUIPMENT REPAIR & SERVICE	1,159.62
EFT60891	13/06/2025	NEWTOWN TOYOTA	VEHICLE SERVICE	512.49
EFT60892	13/06/2025	OTICON AUSTRALIA P/L T/A AUDIKA	HEARING TEST	204.05
EFT60893	13/06/2025	REFRESH WATERS PTY LTD	BOTTLED WATER	270.00
EFT60894	13/06/2025	RELATIONSHIPS AUSTRALIA WA INC	EAP - COUNSELLING FEES	528.00
EFT60895	13/06/2025	SGS AUSTRALIA PTY LTD	SAMPLE ANALYSIS - WATER MONITORING	1,162.04
EFT60896	13/06/2025	SKILL HIRE WA PTY LTD	LABOUR HIRE	2,403.52
EFT60897	13/06/2025	SNAP BELMONT (BELSNAP PTY LTD)	PRINTING COSTS - DAMAGED WAIVER	786.50
EFT60898	13/06/2025	SPUDS GARDENING SERVICES	ANNUAL REHABILITATION & REVEGETATION WORKS AT RED HILL	7,689.00
EFT60899	13/06/2025	STANDARDS AUSTRALIA LIMITED	LICENCE RENEWAL	522.50
EFT60900	13/06/2025	SYNERGY	ELECTRICITY CHARGES - RED HILL	17.51
EFT60901	13/06/2025	TOTALLY WORKWEAR MIDLAND	PROTECTIVE CLOTHING	681.95
EFT60902	13/06/2025	TRADEFAIRE INTERNATIONAL PTY LTD (PREVIOUSLY ACCESS INDUSTRIAL TYRES #3106)	TYRE REPLACEMENTS	5,919.10
EFT60903	13/06/2025	TRUCK CENTRE (WA) PTY LTD	PLANT PARTS	395.93
EFT60904	13/06/2025	TWISTECH - GREG WOOD	FENCE REPAIRS - HRRP	1,709.55
EFT60905	13/06/2025	UNITED EQUIPMENT PTY LTD	PLANT REPAIR	337.74
EFT60906	13/06/2025	VDC PTY LTD ATF DRWA TRUST T/AS DRWA BUILDING DOORS	DOOR MAINTENANCE - C&I BUILDING	2,464.00



Eastern Metropolitan Regional Council
CEO's DELEGATED PAYMENTS LIST
FOR THE MONTHS OF JUNE & JULY 2025

Cheque / EFT No	Date	Payee	Description	Amount
EFT60907	13/06/2025	VISION INTELLIGENCE PTY LTD	CAMERA HIRE	2,975.28
EFT60908	13/06/2025	VITIL PEOPLE SOLUTIONS	STAFF TRAINING	3,074.50
EFT60909	13/06/2025	WESTRAC EQUIPMENT PTY LTD	WATER PUMP	1,111.55
EFT60910	13/06/2025	WEX MOTORPASS	FLEET FUEL PURCHASES	1,763.96
EFT60911	13/06/2025	WREN OIL	WASTE OIL REMOVAL - TRANSFER STATION	407.00
EFT60912	17/06/2025	DR JOHN HARLOCK	EMPLOYMENT MEDICAL	702.50
EFT60913	17/06/2025	GO GRAPHICS	GRAPHIC DESIGN FOR TRAILERS	4,906.00
EFT60914	17/06/2025	SMOULTS LARDER	CATERING COSTS	1,812.40
EFT60915	17/06/2025	WAYNES WINDSCREENS PTY LTD	WINDSCREEN REPLACEMENT - PLANT	898.00
EFT60916	20/06/2025	BP AUSTRALIA PTY LTD (A/C 50209244)	FUEL PURCHASES	165,200.52
EFT60917	20/06/2025	DEPUTY COMMISSIONER OF TAXATION	GST PAYMENT	343,243.00
EFT60918	20/06/2025	ESTHER DELLA FAVORY	STAFF REIMBURSEMENT	61.98
EFT60919	20/06/2025	IDEA TO OPERATIONS SERVICES PTY LTD	ELECTRICAL SUPPORT (LABOUR HIRE) - WWIE	19,336.06
EFT60920	20/06/2025	SYNERGY	ELECTRICITY CHARGES - RED HILL	15,147.97
EFT60921	20/06/2025	WESTFORCE CONSTRUCTION	REFUND OF PRE-PAYMENT	44,564.50
EFT60922	20/06/2025	ACTIVE ENVIRONMENTAL SOLUTIONS AUSTRALIA - ALEMIR INTERNATIONAL PTY LTD T/A	EQUIPMENT CALIBRATION & TESTING	181.50
EFT60923	20/06/2025	ADVANCE PRESS (2013) PTY LTD	PRINTING OF WASTE CALENDAR	594.00
EFT60924	20/06/2025	ADVANCED LIQUID WASTE - ANTHONY WALSH ATF 88 FAMILY TRUST T/A	LIQUID WASTE MANAGEMENT - RED HILL	1,192.50
EFT60925	20/06/2025	AIR FILTER DRY CLEAN SYSTEMS WA	CLEAN & SERVICES FILTERS	879.78
EFT60926	20/06/2025	ALL RUBBER TMH PTY LTD	HARDWARE SUPPLIES	165.00
EFT60927	20/06/2025	AMALGAM RECRUITMENT	LABOUR HIRE	4,349.83
EFT60928	20/06/2025	ATU SEWAGE SERVICES	QUARTERLY SERVICE FEE	181.50
EFT60929	20/06/2025	AUSSIE NATURAL SPRING WATER	BOTTLED WATER	173.28
EFT60930	20/06/2025	AUSTECH ILLUSIONS PTY LTD	PLANT PARTS	3,680.00
EFT60931	20/06/2025	AV TRUCK SERVICES PTY LTD	PLANT PARTS	364.63
EFT60932	20/06/2025	BLACKWOODS ATKINS	PLANT PARTS	472.00
EFT60933	20/06/2025	BOBCAT ATTACH	PLANT PARTS	330.00
EFT60934	20/06/2025	BUNNINGS GROUP LTD	HARDWARE SUPPLIES	2,215.37
EFT60935	20/06/2025	CAPITAL TRANSPORT SERVICES (WA) PTY LTD	COURIER SERVICE	29.45
EFT60936	20/06/2025	CASTROL AUSTRALIA PTY LTD	OIL PURCHASES	818.37
EFT60937	20/06/2025	CDM AUSTRALIA	ANNUAL SUBSCRIPTION RENEWAL	94,763.90
EFT60938	20/06/2025	CIVIL AUTO ELECTRICS PTY LTD	PLANT REPAIRS	1,232.55
EFT60939	20/06/2025	CJD EQUIPMENT PTY LTD	PLANT SERVICE & MAINTENANCE	6,319.64
EFT60940	20/06/2025	CMAK TECHNOLOGIES PTY LTD	CCTV MAINTENANCE - RED HILL	4,249.19
EFT60941	20/06/2025	CRACKAJACK PARTY HIRE	EQUIPMENT HIRE	319.00
EFT60942	20/06/2025	CSE CROSSCOM PTY LTD	TWO-WAY RADIO LEASING FEE	2,926.00
EFT60943	20/06/2025	CSS EQUIPMENT HAMMEL INTERNATIONAL (COYLE SALES SERVICES)	PLANT PARTS	51,155.50
EFT60944	20/06/2025	CUMMINS SOUTH PACIFIC PTY LTD	EQUIPMENT REPAIR	664.40



Eastern Metropolitan Regional Council
CEO's DELEGATED PAYMENTS LIST
FOR THE MONTHS OF JUNE & JULY 2025

Cheque / EFT No	Date	Payee	Description	Amount
EFT60945	20/06/2025	DEPARTMENT OF WATER AND ENVIRONMENTAL REGULATION (DWER)	WASTE TRACKING FORMS	1,012.00
EFT60946	20/06/2025	DRAKE AUSTRALIA PTY LTD	LABOUR HIRE	2,255.79
EFT60947	20/06/2025	ELAN ENERGY MATRIX	TYRE DISPOSAL COSTS - TRANSFER STATION & RED HILL	1,286.68
EFT60948	20/06/2025	ENVIRO SWEEP	SITE SWEEPING - HRRP	4,030.94
EFT60949	20/06/2025	EUROFINS ARL PTY LTD T/AS EUROFINS	SAMPLE TESTING - WATER & WOOD FINES	8,771.24
EFT60950	20/06/2025	FILTERS PLUS	PLANT FILTERS	84.15
EFT60951	20/06/2025	FLEXI STAFF GROUP PTY LTD	LABOUR HIRE	4,303.06
EFT60952	20/06/2025	GOODCHILD ENTERPRISES	BATTERY PURCHASES	745.80
EFT60953	20/06/2025	GREENS ELECTRICAL SERVICE	ELECTRICAL MAINTENANCE - HRRP	1,690.17
EFT60954	20/06/2025	HAYS SPECIALIST RECRUITMENT	LABOUR HIRE	1,256.89
EFT60955	20/06/2025	HECS FIRE	FIRE EQUIPMENT INSPECTION	1,123.10
EFT60956	20/06/2025	INDUSTRIAL RECRUITMENT PARTNERS	LABOUR HIRE	62,162.88
EFT60957	20/06/2025	INTEGRATED ICT	IT SUPPORT	1,151.50
EFT60958	20/06/2025	LOCAL GOVERNMENT PROFESSIONALS AUSTRALIA WA	STAFF TRAINING	7,900.00
EFT60959	20/06/2025	MIDWAY FORD (WA)	VEHICLE SERVICE	515.00
EFT60960	20/06/2025	NESSCO GROUP	EQUIPMENT REPAIRS	2,532.38
EFT60961	20/06/2025	OFFICEWORKS	MOBILE PHONE PURCHASE	384.00
EFT60962	20/06/2025	OTR TYRES T/A TKPH PTY LTD	TYRE REPLACEMENTS	1,262.80
EFT60963	20/06/2025	PERTH ENERGY PTY LTD	GAS SUPPLY - WWtE	252.21
EFT60964	20/06/2025	PERTH QUALITY SERVICES	CLEANING SERVICES AT TRANSFER STATION AND PEST CONTROL AT HRRP	700.00
EFT60965	20/06/2025	PIRTEK MIDLAND (M & B HYDRAULICS PTY LTD)	HYDRAULIC HOSE SUPPLIES	137.72
EFT60966	20/06/2025	PRESTIGE ALARMS	CCTV MONITORING - HRRP	110.00
EFT60967	20/06/2025	QUIK GAS RECOVERY	DEGAS OF FRIDGES - TRANSFER STATION	550.00
EFT60968	20/06/2025	RELATIONSHIPS AUSTRALIA WA INC	EAP - COUNSELLING FEES	176.00
EFT60969	20/06/2025	ROYAL WOLF AUSTRALIA - UNITED RENTALS AUSTRALIA P/L TA	EQUIPMENT RENTAL - BAYWASTE	274.33
EFT60970	20/06/2025	RSEA - ONE STOP SAFETY SHOP	SAFETY SUPPLIES	155.73
EFT60971	20/06/2025	RUDD INDUSTRIAL	HARDWARE SUPPLIES	1,954.79
EFT60972	20/06/2025	SAFETY WORLD - LINDAN PTY LTD T/A	MARKETING MATERIALS	511.50
EFT60973	20/06/2025	SCOTT PRINTERS PTY LTD	PRINTING OF BOOKLETS	632.50
EFT60974	20/06/2025	SONIC HEALTHPLUS PTY LTD	EMPLOYMENT MEDICAL	763.40
EFT60975	20/06/2025	ST JOHN AMBULANCE ASSOCIATION	FIRST AID SERVICE KITS	148.90
EFT60976	20/06/2025	STANDARDS AUSTRALIA LIMITED	LICENCE RENEWAL	66.22
EFT60977	20/06/2025	STATEWIDE BEARINGS - PARTOUT PTY LTD T/A	PLANT MAINTENANCE	59.40
EFT60978	20/06/2025	SWAN FIRE SERVICES	INSPECTION AND SERVICE TO ALL FIRE FIGHTING EQUIPMENT AT HRRP	2,067.07
EFT60979	20/06/2025	SWAN TOWING SERVICES PTY LTD ATF THE SWAN TOWING TRUST	PLANT TRANSPORTATION COST	198.00
EFT60980	20/06/2025	SYNERGY	ELECTRICITY CHARGES - HRRP	2,922.76
EFT60981	20/06/2025	TERRESTRIAL ECOSYSTEMS	PEST CONTROL - RED HILL	33,000.00
EFT60982	20/06/2025	THE WATERSHED	PURCHASE OF PIPES FOR MAFS	84,321.60



Eastern Metropolitan Regional Council
CEO's DELEGATED PAYMENTS LIST
FOR THE MONTHS OF JUNE & JULY 2025

Cheque / EFT No	Date	Payee	Description	Amount
EFT60983	20/06/2025	TJ DEPIAZZI & SONS	PRODUCT TRANSPORTATION COSTS	4,610.10
EFT60984	20/06/2025	TOTAL TOOLS MIDLAND	SAFETY SUPPLIES	890.00
EFT60985	20/06/2025	TOTALLY WORKWEAR MIDLAND	PROTECTIVE CLOTHING	2,739.97
EFT60986	20/06/2025	TRADEFAIRE INTERNATIONAL PTY LTD (PREVIOUSLY ACCESS INDUSTRIAL TYRES #3106)	TYRE REPLACEMENTS	10,258.60
EFT60987	20/06/2025	TRUCK CENTRE (WA) PTY LTD	PLANT PARTS	2,284.53
EFT60988	20/06/2025	TRUCKLINE - SPECIALIST WHOLESALERS PTY LTD T/AS	PLANT PARTS	57.23
EFT60989	20/06/2025	VISION INTELLIGENCE PTY LTD	CAMERA HIRE	1,601.60
EFT60990	20/06/2025	WAYNES WINDSCREENS PTY LTD	WINDSCREEN REPLACEMENT - PLANT	873.00
EFT60991	20/06/2025	WESTRAC EQUIPMENT PTY LTD	PLANT PARTS & SERVICE AGREEMENT	6,076.21
EFT60992	20/06/2025	WINC AUSTRALIA PTY LTD	STATIONERY & CONSUMABLES	292.50
EFT60993	20/06/2025	WREN OIL	WASTE OIL REMOVAL - HRRP & TRANSFER STATION	1,743.50
EFT60994	24/06/2025	ALLROADS TRANSPORT ENGINEERS	PLANT MAINTENANCE	7,927.73
EFT60995	24/06/2025	CEMAC TECHNOLOGIES PTY LTD	PLANT MAINTENANCE - GRINDER	23,366.75
EFT60996	24/06/2025	CHILD SUPPORT	EMPLOYEE DEDUCTION	731.26
EFT60997	24/06/2025	HAYS SPECIALIST RECRUITMENT	LABOUR HIRE	2,857.51
EFT60998	24/06/2025	IDEA TO OPERATIONS SERVICES PTY LTD	ELECTRICAL SUPPORT (LABOUR HIRE) - WWtE	29,837.50
EFT60999	24/06/2025	MCLEODS BARRISTERS & SOLICITORS	LEGAL ADVICE	9,729.50
EFT61000	24/06/2025	ONE DERLAND CONSULTING	NOMINATION & SAF LEVY FEE	13,624.03
EFT61001	24/06/2025	PAYG PAYMENTS	NOMINATION & SAF LEVY FEE	123,637.00
EFT61002	24/06/2025	PAYWISE PTY LTD	EMPLOYEE DEDUCTION	592.05
EFT61003	24/06/2025	POSITIVE SALARY PACKAGING - JJCT PACKAGING PTY LTD T/A	EMPLOYEE DEDUCTION	1,511.65
EFT61004	24/06/2025	SYDNEY TOOLS PTY LTD	EQUIPMENT PURCHASE	3,955.64
EFT61005	24/06/2025	ONE DERLAND CONSULTING	NOMINATION & SAF LEVY FEE	13,624.03
EFT61006	27/06/2025	CHARLIE ZANNINO	QUARTERLY COUNCILLORS PAYMENT	2,857.50
EFT61007	27/06/2025	CIVIL AUTO ELECTRICS PTY LTD	PLANT REPAIRS	413.05
EFT61008	27/06/2025	CR PAUL POLIWKA	QUARTERLY COUNCILLORS PAYMENT	4,214.38
EFT61009	27/06/2025	DOUG JEANS	QUARTERLY COUNCILLORS PAYMENT	2,857.50
EFT61010	27/06/2025	FILOMENA PIFFARETTI	QUARTERLY COUNCILLORS PAYMENT	9,712.25
EFT61011	27/06/2025	GIORGIA JOHNSON	COUNCILLORS ATTENDANCE FEE	1,040.00
EFT61012	27/06/2025	IAN JOHNSON	COUNCILLORS ATTENDANCE FEE	520.00
EFT61013	27/06/2025	JENNIFER CATALANO	QUARTERLY COUNCILLORS PAYMENT	2,857.50
EFT61014	27/06/2025	JOHN DAW	COUNCILLORS ATTENDANCE FEE	520.00
EFT61015	27/06/2025	KATHRYN HAMILTON	COUNCILLORS ATTENDANCE FEE	1,040.00
EFT61016	27/06/2025	LEVEL 5 DESIGN PTY LTD	MRL SUPPORT	58,432.00
EFT61017	27/06/2025	LUKE ELLERY	QUARTERLY COUNCILLORS PAYMENT	2,857.50
EFT61018	27/06/2025	MICHELLE SUTHERLAND	QUARTERLY COUNCILLORS PAYMENT	2,857.50
EFT61019	27/06/2025	RAUBEX CONSTRUCTION	LANDFILL CONSTRUCTION COSTS	485,233.52
EFT61020	27/06/2025	READYTECH FORMERLY KNOWN AS IT VISION AUSTRALIA PTY LTD	ANNUAL LICENCE RENEWAL - SYNERGYSOFT	61,681.14



Eastern Metropolitan Regional Council
CEO's DELEGATED PAYMENTS LIST
FOR THE MONTHS OF JUNE & JULY 2025

Cheque / EFT No	Date	Payee	Description	Amount
EFT61021	27/06/2025	TALLAN JOHN MICHAEL AMES	QUARTERLY COUNCILLORS PAYMENT	2,857.50
EFT61022	30/06/2025	AIRWELL GROUP PTY LTD	REPAIRS TO DRAINAGE SYSTEMS AT RED HILL	13,987.42
EFT61023	30/06/2025	ALLIGHTSYKES PTY LTD	QUARTERLY EQUIPMENT MAINTENANCE	528.55
EFT61024	30/06/2025	ALLPEST - ROL-WA PTY LTD T/AS	PEST CONTROL	352.00
EFT61025	30/06/2025	ALLWEST PLANT HIRE	PLANT & LABOUR HIRE	39,083.00
EFT61026	30/06/2025	ALSCO PERTH	EQUIPMENT HIRE	46.37
EFT61027	30/06/2025	AUSSIE NATURAL SPRING WATER	BOTTLED WATER	64.98
EFT61028	30/06/2025	AUSTRALIA POST - ASCOT PLACE	POSTAL CHARGES	32.33
EFT61029	30/06/2025	AV TRUCK SERVICES PTY LTD	PLANT PARTS	1,806.62
EFT61030	30/06/2025	BOSORIMA TAS MAIL PLUS PERTH	MAIL SERVICE	454.78
EFT61031	30/06/2025	BOYAN ELECTRICAL	ELECTRICAL MAINTENANCE	4,235.00
EFT61032	30/06/2025	BREATHALYSER SALES AND SERVICE	EQUIPMENT SERVICE	990.00
EFT61033	30/06/2025	BUCHER MUNICIPAL PTY LTD	PLANT PARTS	1,139.15
EFT61034	30/06/2025	BUNNINGS GROUP LTD	HARDWARE SUPPLIES	846.08
EFT61035	30/06/2025	CASTROL AUSTRALIA PTY LTD	OIL PURCHASES	698.50
EFT61036	30/06/2025	CDM AUSTRALIA	COMPUTER HARDWARE PURCHASE	30,288.50
EFT61037	30/06/2025	CIVIL AUTO ELECTRICS PTY LTD	PLANT REPAIRS	3,798.85
EFT61038	30/06/2025	CJD EQUIPMENT PTY LTD	PLANT SERVICE & MAINTENANCE	21,651.30
EFT61039	30/06/2025	COMPU-STOR	IT BACKUP DATA SERVICES	980.07
EFT61040	30/06/2025	CREDITORWATCH	ONLINE CREDIT REFERENCE CHECKS	588.50
EFT61041	30/06/2025	CROWN HILL CONSTRUCTION	EQUIPMENT HIRE	438.42
EFT61042	30/06/2025	CTI COURIERS PTY LTD	COURIER SERVICE	406.86
EFT61043	30/06/2025	DAMSTRA TECHNOLOGY PTY LTD	MEMBERSHIP RENEWAL	631.40
EFT61044	30/06/2025	DISCUS PRINT & SIGNAGE	MARKETING MATERIALS	814.00
EFT61045	30/06/2025	DRAKE AUSTRALIA PTY LTD	LABOUR HIRE	2,255.79
EFT61046	30/06/2025	ENVIRO SWEEP	SITE SWEEPING - HRRP	4,476.79
EFT61047	30/06/2025	FLEET DYNAMICS PTY LTD	MONTHLY EQUIPMENT HIRE FEE	217.80
EFT61048	30/06/2025	FLEXI STAFF GROUP PTY LTD	LABOUR HIRE	5,344.93
EFT61049	30/06/2025	FOSTER PLUMBING AND GAS	PLUMBING MAINTENANCE - HAZELMERE	858.00
EFT61050	30/06/2025	FUELFIX PTY LTD	EQUIPMENT HIRE	707.15
EFT61051	30/06/2025	FUJIFILM BUSINESS INNOVATION AUSTRALIA PTY LTD	PHOTOCOPIER MAINTENANCE & SUPPLIES	348.79
EFT61052	30/06/2025	GARDNER CORP PTY LTD T/A GARDNER ENGINEERING AUSTRALIA	PLANT PARTS	36,613.50
EFT61053	30/06/2025	GARPEN T/A INDUSTRIAL POWER EQUIPMENT PTY LTD	PUMP PURCHASES	3,631.00
EFT61054	30/06/2025	HAYS SPECIALIST RECRUITMENT	LABOUR HIRE	4,444.67
EFT61055	30/06/2025	HIGH ENERGY SERVICE PTY LTD	GATE MAINTENANCE - HRRP	6,869.94
EFT61056	30/06/2025	INTEGRATED ICT	IT SUPPORT	6,454.22
EFT61057	30/06/2025	JBS&G AUSTRALIA P/L T/A STRATEGEN JBS&G	COMPLIANCE ASSESSMENT REPORT - WW&E	3,333.00
EFT61058	30/06/2025	JCB CONSTRUCTION EQUIPMENT AUSTRALIA (CFC HOLDINGS-CEA; JCB CEA; DYNAPAC CEA)	PLANT PARTS	46,909.68



Eastern Metropolitan Regional Council
CEO's DELEGATED PAYMENTS LIST
FOR THE MONTHS OF JUNE & JULY 2025

Cheque / EFT No	Date	Payee	Description	Amount
EFT61059	30/06/2025	LIEBHERR AUSTRALIA PTY LTD	PLANT REPAIR	3,550.80
EFT61060	30/06/2025	LOSCAM AUSTRALIA PTY LTD	EQUIPMENT HIRE	22.07
EFT61061	30/06/2025	LUMEN IT PTY LTD	STAFF TRAINING	962.50
EFT61062	30/06/2025	MA SERVICES GROUP PTY LTD	SECURITY MONITORING	6,039.76
EFT61063	30/06/2025	MARKETFORCE (OMNICOM MEDIA GROUP AUSTRALIA PTY LTD)	ADVERTISING COSTS - VARIOUS	133.84
EFT61064	30/06/2025	MIDLAND TOYOTA	VEHICLE SERVICE	127.78
EFT61065	30/06/2025	MUNDARING TYREPOWER T/A RACADAGE P/L	TYRE REPLACEMENTS	1,812.00
EFT61066	30/06/2025	MURPHY'S TYRE POWER	TYRE REPLACEMENTS	1,009.00
EFT61067	30/06/2025	MYOSH - NETSIGHT CONSULTING P/L ATF AM2 TRUST & FM2 TRUST	MONTHLY SUBSCRIPTION - OSH SOFTWARE	328.35
EFT61068	30/06/2025	NESSCO GROUP	EQUIPMENT MAINTENANCE	1,375.00
EFT61069	30/06/2025	NEWTOWN TOYOTA	VEHICLE SERVICE	913.99
EFT61070	30/06/2025	OEM GROUP 2006 PTY LTD	HARDWARE SUPPLIES	9,010.10
EFT61071	30/06/2025	ONSITE RENTALS PTY LTD	MONTHLY RENTAL - HAZELMERE TRANSPORTABLE ADMIN BUILDING & CRIB ROOM & SUPALOO FOR RED HILL	4,768.50
EFT61072	30/06/2025	PENSKE AUSTRALIA PTY LTD	PLANT PARTS	427.12
EFT61073	30/06/2025	PERTH MATTRESS & FURNITURE RECYCLING COMPANY	MATTRESS COLLECTION SERVICE - HRRP & BAYWASTE	48,739.81
EFT61074	30/06/2025	PIRTEK MIDLAND (M & B HYDRAULICS PTY LTD)	HYDRAULIC HOSE SUPPLIES	409.72
EFT61075	30/06/2025	PRUDENTIAL INVESTMENT SERVICES CORP P/L	INVESTMENT ADVISORY SERVICES	2,168.74
EFT61076	30/06/2025	PUREARTH - RIVER NOMINEES PTY LTD T/A	PROCESSING COSTS - FOGO	79,061.50
EFT61077	30/06/2025	READYTECH FORMERLY KNOWN AS IT VISION AUSTRALIA PTY LTD	ANNUAL LICENCE RENEWAL - SYNERGYSOFT	495.00
EFT61078	30/06/2025	RELATIONSHIPS AUSTRALIA WA INC	EAP - COUNSELLING FEES	176.00
EFT61079	30/06/2025	RUDD INDUSTRIAL	HARDWARE SUPPLIES	31.33
EFT61080	30/06/2025	SETON AUSTRALIA - BRADY AUSTRALIA PTY LTD T/AS	SAFETY SUPPLIES	1,116.87
EFT61081	30/06/2025	SKILL HIRE WA PTY LTD	LABOUR HIRE	5,440.63
EFT61082	30/06/2025	SWAN FIRE SERVICES	INSPECTION AND SERVICE TO ALL FIRE FIGHTING EQUIPMENT AT HRRP	413.41
EFT61083	30/06/2025	SYDNEY TOOLS PTY LTD	EQUIPMENT PURCHASE	134.00
EFT61084	30/06/2025	TALIS CONSULTANTS	CONSULTING FEE - GROUNDWATER MANAGEMENT	2,763.75
EFT61085	30/06/2025	TELSTRA LIMITED	TELEPHONE EXPENSES	5,335.37
EFT61086	30/06/2025	THE RE-CYC-OLGY PROJECT	PEST CONTROL - RED HILL	1,282.60
EFT61087	30/06/2025	THE WATERSHED	PUMP PARTS	444.40
EFT61088	30/06/2025	TIM DAVIES LANDSCAPING PTY LTD (TDL)	GARDEN MAINTENANCE ASCOT PLACE	1,161.92
EFT61089	30/06/2025	TOTAL TOOLS MIDLAND	SAFETY SUPPLIES	1,652.79
EFT61090	30/06/2025	TOTALLY WORKWEAR MIDLAND	PROTECTIVE CLOTHING	4,332.27
EFT61091	30/06/2025	TRUCK CENTRE (WA) PTY LTD	PLANT PARTS	3,193.45
EFT61092	30/06/2025	TUTT BRYANT EQUIPMENT (BT EQUIPMENT PTY LTD)	PLANT REPAIR & MAINTENANCE	66,735.01
EFT61093	30/06/2025	UNITED EQUIPMENT PTY LTD	EQUIPMENT HIRE	3,115.46
EFT61094	30/06/2025	VDC PTY LTD ATF DRWA TRUST T/AS DRWA BUILDING DOORS	DOOR REPAIRS AND MAINTENANCE - C&I BUILDING	2,051.50
EFT61095	30/06/2025	WASTETRANS WA - APPALA HOLDINGS PTY LTD T/AS	PRODUCT TRANSPORTATION COSTS - HRRP	53,686.05
EFT61096	30/06/2025	WATERLOGIC AUSTRALIA PTY LTD	EQUIPMENT RENTAL & SERVICE FEE	418.62



Eastern Metropolitan Regional Council
CEO's DELEGATED PAYMENTS LIST
FOR THE MONTHS OF JUNE & JULY 2025

Cheque / EFT No	Date	Payee	Description	Amount
EFT61097	30/06/2025	WEST - SURE GROUP PTY LTD	COURIER SERVICE	635.32
EFT61098	30/06/2025	WEST TIP WASTE CONTROL	SKIP BIN HIRE	891.00
EFT61099	30/06/2025	WESTRAC EQUIPMENT PTY LTD	PLANT PARTS	893.38
EFT61100	30/06/2025	WINC AUSTRALIA PTY LTD	STATIONERY & CONSUMABLES	152.85
EFT61101	30/06/2025	WURTH AUSTRALIA PTY LTD	SAFETY SUPPLIES	115.60
EFT61102	01/07/2025	MANDALAY TECHNOLOGIES PTY LTD	MANDALAY ANNUAL SUBSCRIPTION RENEWAL	54,961.95
EFT61103	01/07/2025	KATHRYN HAMILTON	COUNCILLORS ATTENDANCE FEE	260.00
EFT61104	04/07/2025	CIVIL AUTO ELECTRICS PTY LTD	PLANT REPAIRS & MAINTENANCE	8,575.05
EFT61105	04/07/2025	FILTERS PLUS	PLANT FILTERS	866.25
EFT61106	04/07/2025	FOSTER PLUMBING AND GAS	PLUMBING MAINTENANCE - GRINDER	3,135.00
EFT61107	04/07/2025	FUJIFILM BUSINESS INNOVATION AUSTRALIA PTY LTD	PHOTOCOPIER MAINTENANCE & SUPPLIES	289.95
EFT61108	04/07/2025	KLB SYSTEMS	COMPUTER HARDWARE	1,408.00
EFT61109	04/07/2025	MAJOR MOTORS PTY LTD	PLANT PARTS	605.55
EFT61110	04/07/2025	MG GROUP (WA) - MENCHETTI CONSOLIDATED PTY LTD	REFUND OF PREPAYMENT	7.65
EFT61111	04/07/2025	RUDD INDUSTRIAL	HARDWARE SUPPLIES	1,489.65
EFT61112	04/07/2025	SONIC HEALTHPLUS PTY LTD	EMPLOYMENT MEDICAL	105.60
EFT61113	04/07/2025	SYNERGY	ELECTRICITY CHARGES - HRRP	4,277.99
EFT61114	04/07/2025	TELSTRA LIMITED	TELEPHONE EXPENSES	42.76
EFT61115	04/07/2025	TRADEFAIRE INTERNATIONAL PTY LTD (PREVIOUSLY ACCESS INDUSTRIAL TYRES #3106)	TYRE REPLACEMENTS	3,837.90
EFT61116	08/07/2025	AMP BANK	ANNUAL AUDIT FEE	25.00
EFT61117	08/07/2025	CHILD SUPPORT	EMPLOYEE DEDUCTION	731.26
EFT61118	08/07/2025	PAYG PAYMENTS	PAYG TAXATION PAYMENT	133,043.45
EFT61119	08/07/2025	PAYWISE PTY LTD	STAFF DEDUCTION	592.05
EFT61120	08/07/2025	POSITIVE SALARY PACKAGING - JJCT PACKAGING PTY LTD T/A	EMPLOYEE DEDUCTION	792.30
EFT61121	08/07/2025	ADT SECURITY	SERURITY MONITORING	77.00
EFT61122	08/07/2025	ADVANCED LIQUID WASTE - ANTHONY WALSH ATF 88 FAMILY TRUST T/A	LIQUID WASTE MANAGEMENT - RED HILL	1,691.25
EFT61123	08/07/2025	AIR FILTER DRY CLEAN SYSTEMS WA	CLEAN & SERVICES FILTERS	455.40
EFT61124	08/07/2025	ALLIGHTSYKES PTY LTD	ANNUAL EQUIPMENT MAINTENANCE	909.63
EFT61125	08/07/2025	ALLPEST - ROL-WA PTY LTD T/AS	PEST CONTROL- RED HILL	572.00
EFT61126	08/07/2025	AMALGAM RECRUITMENT	LABOUR HIRE	9,509.87
EFT61127	08/07/2025	AUSCO MODULAR PTY LTD	PLANT HIRE - WWtE	3,303.98
EFT61128	08/07/2025	AUSSIE NATURAL SPRING WATER	BOTTLED WATER	151.62
EFT61129	08/07/2025	AUSTRALIAN HVAC SERVICES	AIRCONDITIONING REPAIR- ASCOT PLACE	880.00
EFT61130	08/07/2025	AUSTRALIAN TRAINING MANAGEMENT PTY LTD (ATM)	STAFF TRAINING	395.00
EFT61131	08/07/2025	BIN BATH AUSTRALIA PTY LTD	BIN CLEANING	93.06
EFT61132	08/07/2025	BLUE FORCE PTY LTD	MONITORING FIRE PUMP - HRRP	158.40
EFT61133	08/07/2025	BUCHER MUNICIPAL PTY LTD	HARDWARE SUPPLIES	2,076.64
EFT61134	08/07/2025	CAVALIER PORTABLES & PARK HOMES	PLANT HIRE - WWtE	1,954.34



Eastern Metropolitan Regional Council
CEO's DELEGATED PAYMENTS LIST
FOR THE MONTHS OF JUNE & JULY 2025

Cheque / EFT No	Date	Payee	Description	Amount
EFT61135	08/07/2025	CJD EQUIPMENT PTY LTD	PLANT PARTS	11,193.07
EFT61136	08/07/2025	COMMERCIAL CARE	GARDEN MAINTENANCE BAYWASTE & HAZELMERE	2,887.50
EFT61137	08/07/2025	DRAKE AUSTRALIA PTY LTD	LABOUR HIRE	1,804.00
EFT61138	08/07/2025	ECOLO WA	ODOUR CONTROL SOLUTIONS	3,938.00
EFT61139	08/07/2025	EUROFINS ARL PTY LTD T/AS EUROFINS	SAMPLE TESTING - PFAS & WOOD FINES	2,552.66
EFT61140	08/07/2025	FILTERS PLUS	PLANT FILTERS	404.26
EFT61141	08/07/2025	FLEXI STAFF GROUP PTY LTD	LABOUR HIRE	7,599.76
EFT61142	08/07/2025	GENSET HIRE AND SALES AUSTRALIA PTY LTD	SMART FUEL SYSTEM MAINTENANCE	544.50
EFT61143	08/07/2025	GLOBAL SPILL & SAFETY	SAFETY SUPPLIES	1,504.34
EFT61144	08/07/2025	HAYS SPECIALIST RECRUITMENT	LABOUR HIRE	1,256.89
EFT61145	08/07/2025	HITACHI CONSTRUCTION MACHINERY (AUSTRALIA) PTY LTD	PLANT PARTS	3,763.89
EFT61146	08/07/2025	HOSEFORCE PTY LTD	HYDRAULIC HOSE SUPPLIES	1,478.88
EFT61147	08/07/2025	INDUSTRIAL RECRUITMENT PARTNERS	LABOUR HIRE	30,528.70
EFT61148	08/07/2025	INFORMATION PROFICIENCY & SIGMA DATA SOLUTIONS - PROFICIENCY GROUP P/L T/AS	ANNUAL SUPPORT FEE	5,500.00
EFT61149	08/07/2025	JIMS MOWING CLOVERDALE	GARDEN MAINTENANCE - ASCOT PLACE	500.00
EFT61150	08/07/2025	JK CONTRACTING (WA) PTY LTD	CLEANING OF WHEEL WASH	528.00
EFT61151	08/07/2025	MYOSH - NETSIGHT CONSULTING P/L ATF AM2 TRUST & FM2 TRUST	MONTHLY SUBSCRIPTION - OSH SOFTWARE	1,955.80
EFT61152	08/07/2025	OTIS ELEVATOR COMPANY PTY LTD	QUARTERLY LIFT MAINTENANCE - ASCOT PLACE	2,106.03
EFT61153	08/07/2025	PIRTEK MIDLAND (M & B HYDRAULICS PTY LTD)	HYDRAULIC HOSE SUPPLIES & MAINTENANCE	2,680.47
EFT61154	08/07/2025	PRESTIGE ALARMS	CCTV INSPECTION AND SERVICE - HRRP	308.00
EFT61155	08/07/2025	PSQ GROUP	MONTHLY PHONE EXPENSES - ASCOT PLACE	2,760.03
EFT61156	08/07/2025	QUAD SERVICES PTY LTD	CLEANING SERVICES & CONSUMABLES - HRRP & RED HILL	11,964.58
EFT61157	08/07/2025	QUIK GAS RECOVERY	DEGAS OF FRIDGES - TRANSFER STATION	429.00
EFT61158	08/07/2025	REFRESH WATERS PTY LTD	BOTTLED WATER	218.00
EFT61159	08/07/2025	RUDD INDUSTRIAL	HARDWARE SUPPLIES & PLANT PARTS	1,672.12
EFT61160	08/07/2025	SKILL HIRE WA PTY LTD	LABOUR HIRE	2,385.85
EFT61161	08/07/2025	SONIC HEALTHPLUS PTY LTD	EMPLOYMENT MEDICAL	225.50
EFT61162	08/07/2025	STANTONS INTERNATIONAL	INTERNAL AUDIT FEE	5,224.89
EFT61163	08/07/2025	SWAN TOWING SERVICES PTY LTD ATF THE SWAN TOWING TRUST	PLANT TRANSPORTATION COST	2,117.50
EFT61164	08/07/2025	TELSTRA LIMITED	TELEPHONE EXPENSES	1,326.77
EFT61165	08/07/2025	TOTAL TOOLS MIDLAND	EQUIPMENT PURCHASE	1,332.30
EFT61166	08/07/2025	TOTALLY WORKWEAR MIDLAND	PROTECTIVE CLOTHING	806.49
EFT61167	08/07/2025	TRUCKLINE - SPECIALIST WHOLESALERS PTY LTD T/AS	PLANT PARTS	537.18
EFT61168	08/07/2025	VEOLIA WATER TECHNOLOGIES (AUSTRALIA) PTY LTD	SAFETY EQUIPMENT SUPPLIES	2,219.80
EFT61169	08/07/2025	WA HAULAGE REPAIRS	PLANT REPAIR	851.62
EFT61170	08/07/2025	WESTRAC EQUIPMENT PTY LTD	PLANT REPAIR	608.42
EFT61171	08/07/2025	WORK CLOBBER	PROTECTIVE CLOTHING	1,254.00
EFT61172	11/07/2025	ABBOTT RISK CONSULTING LTD	STAFF TRAINING	18,997.00



Eastern Metropolitan Regional Council
CEO's DELEGATED PAYMENTS LIST
FOR THE MONTHS OF JUNE & JULY 2025

Cheque / EFT No	Date	Payee	Description	Amount
EFT61173	11/07/2025	ADVANCED LIQUID WASTE - ANTHONY WALSH ATF 88 FAMILY TRUST T/A	LIQUID WASTE MANAGEMENT - HRRP	2,755.50
EFT61174	11/07/2025	AIRWELL GROUP PTY LTD	REPAIRS TO DRAINAGE SYSTEMS AT RED HILL	3,501.22
EFT61175	11/07/2025	AJL PLUMBING & GAS	PLUMBING MAINTENANCE - ASCOT PLACE	242.00
EFT61176	11/07/2025	ALL INDUSTRIES ELECTRICAL PTY LTD	GRINDER - MAINTENANCE	561.00
EFT61177	11/07/2025	AMALGAM RECRUITMENT	LABOUR HIRE	3,874.64
EFT61178	11/07/2025	AUSTRALIA AND NEW ZEALAND RECYCLING PLATFORM LTD	CONTRIBUTION TO TECH COLLECT E WASTE PROGRAM COLLECTION & DISPOSAL COSTS	212.96
EFT61179	11/07/2025	BARDAP HYDRAULICS - ZONE RESOURCE SERVICES PTY LTD T/A	GRINDER - MAINTENANCE	5,437.26
EFT61180	11/07/2025	CAPITAL TRANSPORT SERVICES (WA) PTY LTD	COURIER SERVICE	29.14
EFT61181	11/07/2025	CIVIL AUTO ELECTRICS PTY LTD	PLANT REPAIRS	1,034.55
EFT61182	11/07/2025	CJD EQUIPMENT PTY LTD	PLANT REPAIR & MAINTENANCE	4,054.34
EFT61183	11/07/2025	CUTTING EDGES REPLACEMENT PARTS PTY LTD	PLANT PARTS	4,178.86
EFT61184	11/07/2025	DRAKE AUSTRALIA PTY LTD	LABOUR HIRE	1,789.57
EFT61185	11/07/2025	ECOCYCLE PTY LTD	E-WASTE COLLECTION	283.03
EFT61186	11/07/2025	ELAN ENERGY MATRIX	TYRE DISPOSAL COSTS - TRANSFER STATION	1,080.52
EFT61187	11/07/2025	EVERSAFE FIRE PROTECTION	FIRE FIGHTING EQUIPMENT - RED HILL & TRANSFER STATIONS	3,458.95
EFT61188	11/07/2025	FLEXI STAFF GROUP PTY LTD	LABOUR HIRE	9,436.33
EFT61189	11/07/2025	GREENS ELECTRICAL SERVICE	ELECTRICAL MAINTENANCE - RED HILL	561.07
EFT61190	11/07/2025	HAYS SPECIALIST RECRUITMENT	LABOUR HIRE	2,178.63
EFT61191	11/07/2025	HEATLEY SALES PTY LTD	MARKETING MATERIALS	741.84
EFT61192	11/07/2025	HERCULES MOBILES PTY LTD	EQUIPMENT HIRE	220.00
EFT61193	11/07/2025	INDUSTRIAL RECRUITMENT PARTNERS	LABOUR HIRE	28,485.88
EFT61194	11/07/2025	JCB CONSTRUCTION EQUIPMENT AUSTRALIA (CFC HOLDINGS-CEA; JCB CEA; DYNAPAC CEA)	PLANT PARTS	318.96
EFT61195	11/07/2025	JOHN HUGHES (ROHANNA PTY LTD)	VEHICLE SERVICE	1,429.80
EFT61196	11/07/2025	KINETIC WA PTY LTD	BUS HIRE	605.00
EFT61197	11/07/2025	KOMATSU AUSTRALIA P/L	PLANT SERVICE AGREEMENT	1,866.72
EFT61198	11/07/2025	MIDALIA STEEL (ONESTEEL)	HARDWARE SUPPLIES	333.40
EFT61199	11/07/2025	MINTERELLISON	LEGAL ADVICE	8,988.21
EFT61200	11/07/2025	MUNDARING TYREPOWER T/A RACADAGE P/L	TYRE REPLACEMENTS	1,405.00
EFT61201	11/07/2025	OEM GROUP 2006 PTY LTD	PLANT MAINTENANCE	3,797.03
EFT61202	11/07/2025	OPS SCREENING & CRUSHING EQUIPMENT P/L	PLANT SERVICE	2,018.80
EFT61203	11/07/2025	OVERWATCH CONSTRUCTION PTY	REPLACE RETAINING WALLS - GRINDER	88,291.20
EFT61204	11/07/2025	PERTH QUALITY SERVICES	CLEANING SERVICES - TRANSFER STATION	700.00
EFT61205	11/07/2025	PIRTEK MALAGA - JH FLUID TRANSFER SOLUTIONS T/AS	PLANT REPAIR & MAINTENANCE	1,202.01
EFT61206	11/07/2025	PIRTEK MIDLAND (M & B HYDRAULICS PTY LTD)	HYDRAULIC HOSE SUPPLIES	2,510.37
EFT61207	11/07/2025	RUDD INDUSTRIAL	HARDWARE SUPPLIES	177.69
EFT61208	11/07/2025	SAFETY WORLD - LINDAN PTY LTD T/A	SAFETY SUPPLIES	701.25
EFT61209	11/07/2025	SKILL HIRE WA PTY LTD	LABOUR HIRE	3,140.49
EFT61210	11/07/2025	SMOULTS LARDER	CATERING COSTS	217.80



Eastern Metropolitan Regional Council
CEO's DELEGATED PAYMENTS LIST
FOR THE MONTHS OF JUNE & JULY 2025

Cheque / EFT No	Date	Payee	Description	Amount
EFT61211	11/07/2025	THE WANNEROO AGRICULTURAL MACHINERY UNIT TRUST	PLANT PARTS	1,406.85
EFT61212	11/07/2025	TJ DEPIAZZI & SONS	PRODUCT TRANSPORTATION COSTS	4,779.50
EFT61213	11/07/2025	TJSIGNS & VEHICLE GRAPHICS	SAFETY STICKERS	151.25
EFT61214	11/07/2025	TOTAL TOOLS MIDLAND	HARDWARE SUPPLIES	62.94
EFT61215	11/07/2025	TOTALLY WORKWEAR MIDLAND	PROTECTIVE CLOTHING	1,673.05
EFT61216	11/07/2025	TUTT BRYANT EQUIPMENT (BT EQUIPMENT PTY LTD)	PLANT SERVICE & MAINTENANCE	1,912.95
EFT61217	11/07/2025	VISION INTELLIGENCE PTY LTD	CAMERA HIRE	4,576.88
EFT61218	11/07/2025	WA SAFETY PRODUCTS	PROTECTIVE GEARS	275.84
EFT61219	11/07/2025	WESTRAC EQUIPMENT PTY LTD	PLANT PARTS	763.58
EFT61220	11/07/2025	WEX MOTORPASS	FLEET FUEL PURCHASES	1,986.56
EFT61221	11/07/2025	WINC AUSTRALIA PTY LTD	STATIONERY & CONSUMABLES	471.93
EFT61222	11/07/2025	WURTH AUSTRALIA PTY LTD	SAFETY SUPPLIES	1,635.10
EFT61223	11/07/2025	FOSTER PLUMBING AND GAS	MAINTENANCE & SERVICE TO ATU SYSTEMS IN HRRP	275.00
EFT61224	11/07/2025	JOHN HUGHES (ROHANNA PTY LTD)	VEHICLE SERVICE	1,359.00
EFT61225	11/07/2025	PIRTEK MIDLAND (M & B HYDRAULICS PTY LTD)	HYDRAULIC HOSE SUPPLIES	2,882.11
EFT61226	11/07/2025	RUDD INDUSTRIAL	HARDWARE SUPPLIES	517.00
EFT61227	11/07/2025	SETON AUSTRALIA - BRADY AUSTRALIA PTY LTD T/AS	SAFETY SUPPLIES	2,598.89
EFT61228	11/07/2025	TOTALLY WORKWEAR MIDLAND	PROTECTIVE CLOTHING	640.37
EFT61229	15/07/2025	DEPARTMENT OF WATER AND ENVIRONMENTAL REGULATION (DWER)	WASTE TRACKING FORMS	308.00
EFT61230	15/07/2025	GLOBAL SPILL & SAFETY	SAFETY SUPPLIES	460.48
EFT61231	15/07/2025	JOINT CONSTRUCTION GROUP PTY LTD	RETAINING WALLS - WTS	60,709.42
EFT61232	15/07/2025	LUNCH AT SUE'S	CATERING COSTS	56.00
EFT61233	15/07/2025	SETON AUSTRALIA - BRADY AUSTRALIA PTY LTD T/AS	SAFETY SUPPLIES	516.36
EFT61234	15/07/2025	LGIS	INSURANCE EXCESS	4,000.00
EFT61235	18/07/2025	AIR FILTER DRY CLEAN SYSTEMS WA	CLEAN & SERVICES FILTERS	1,167.10
EFT61236	18/07/2025	ALL INDUSTRIES ELECTRICAL PTY LTD	ELECTRICAL MAINTENANCE - WTS	550.00
EFT61237	18/07/2025	ALLPEST - ROL-WA PTY LTD T/AS	PEST CONTROL - BAYWASTE	352.00
EFT61238	18/07/2025	ALTONA GROUP - BROMAR NOMINEES PTY LTD ATF THE ALTONA UNIT TRUST TAS	HRRP - PRIVATE SEWER PUMP STATION & PRESSURE MAIN	23,252.68
EFT61239	18/07/2025	AMALGAM RECRUITMENT	LABOUR HIRE	4,685.38
EFT61240	18/07/2025	APOLLO FABRICATIONS	PURCHASE OF HOOKLIFT BINS	31,977.00
EFT61241	18/07/2025	AUSSIE NATURAL SPRING WATER	BOTTLED WATER	184.11
EFT61242	18/07/2025	BOYA EQUIPMENT PTY LTD	PLANT PARTS	367.22
EFT61243	18/07/2025	BP AUSTRALIA PTY LTD (A/C 50209244)	FUEL PURCHASES	104,548.55
EFT61244	18/07/2025	BRENNAN & ASSOCIATES	CONSULTING FEES - HUMAN RESOURCES	5,973.75
EFT61245	18/07/2025	BUCHER MUNICIPAL PTY LTD	PLANT PARTS	337.81
EFT61246	18/07/2025	BUNNINGS GROUP LTD	HARDWARE SUPPLIES	608.22
EFT61247	18/07/2025	CIVIL AUTO ELECTRICS PTY LTD	PLANT REPAIRS	881.10
EFT61248	18/07/2025	CJD EQUIPMENT PTY LTD	PLANT SERVICE & REPAIR	1,518.55



Eastern Metropolitan Regional Council
CEO's DELEGATED PAYMENTS LIST
FOR THE MONTHS OF JUNE & JULY 2025

Cheque / EFT No	Date	Payee	Description	Amount
EFT61249	18/07/2025	CME BOILERMAKING PTY LTD	PLANT HIRE	5,197.50
EFT61250	18/07/2025	COMMERCIAL CARE	GARDEN MAINTENANCE BAYWASTE & HAZELMERE	2,040.50
EFT61251	18/07/2025	DRAKE AUSTRALIA PTY LTD	LABOUR HIRE	2,255.79
EFT61252	18/07/2025	E & MJ ROSHER	TYRE REPLACEMENTS	537.00
EFT61253	18/07/2025	ECO ENVIRONMENTAL (BENFOSTER PTY LTD)	EQUIPMENT PURCHASE	4,563.90
EFT61254	18/07/2025	ELAN ENERGY MATRIX	TYRE DISPOSAL COSTS - HRRP	308.09
EFT61255	18/07/2025	ENVIRO SWEEP	SITE SWEEPING - RED HILL	667.59
EFT61256	18/07/2025	EQUIP-SAFE	STAFF TRAINING	2,600.00
EFT61257	18/07/2025	FLEXI STAFF GROUP PTY LTD	LABOUR HIRE	13,061.17
EFT61258	18/07/2025	FLICK ANTICIMEX PTY LTD	HYGIENE SERVICES	401.26
EFT61259	18/07/2025	HAYS SPECIALIST RECRUITMENT	LABOUR HIRE	1,256.89
EFT61260	18/07/2025	HEAVY AUTOMATICS PTY LTD	PLANT PARTS	3,520.00
EFT61261	18/07/2025	HECS FIRE	FIRE EQUIPMENT INSPECTION	385.00
EFT61262	18/07/2025	HERBERT SMITH FREEHILLS LAWYERS	LEGAL ADVICE	5,702.73
EFT61263	18/07/2025	HITACHI CONSTRUCTION MACHINERY (AUSTRALIA) PTY LTD	PLANT PARTS	522.48
EFT61264	18/07/2025	HOSEFORCE PTY LTD	HYDRAULIC HOSE SUPPLIES	1,055.23
EFT61265	18/07/2025	INDUSTRIAL RECRUITMENT PARTNERS	LABOUR HIRE	29,336.73
EFT61266	18/07/2025	INTEGRATED ICT	IT SUPPORT	1,151.50
EFT61267	18/07/2025	JOINT CONSTRUCTION GROUP PTY LTD	RETAINING WALLS - WTS	1,925.00
EFT61268	18/07/2025	LUNCH AT SUE'S	CATERING COSTS	224.00
EFT61269	18/07/2025	MAJOR MOTORS PTY LTD	PLANT REFURBISHMENT	12,466.25
EFT61270	18/07/2025	NAPA (FORMERLY KNOWN AS COVS)	HARDWARE SUPPLIES	675.40
EFT61271	18/07/2025	PERTH ENERGY PTY LTD	GAS SUPPLY - WWtE	317.60
EFT61272	18/07/2025	PIRTEK MIDLAND (M & B HYDRAULICS PTY LTD)	HYDRAULIC HOSE SUPPLIES	373.84
EFT61273	18/07/2025	PRESTIGE ALARMS	ALARM SYSTEM MAINTENANCE & REPAIR	357.50
EFT61274	18/07/2025	PRICE CONSULTING GROUP	CONSULTING FEE - HR	3,048.10
EFT61275	18/07/2025	QUAD SERVICES PTY LTD	CLEANING SERVICES & CONSUMABLES - HRRP	418.53
EFT61276	18/07/2025	RELATIONSHIPS AUSTRALIA WA INC	EAP - COUNSELLING FEES	176.00
EFT61277	18/07/2025	ROYAL WOLF AUSTRALIA - UNITED RENTALS AUSTRALIA P/L TA	EQUIPMENT RENTAL - BAYWASTE	274.33
EFT61278	18/07/2025	RUDD INDUSTRIAL	HARDWARE SUPPLIES	305.47
EFT61279	18/07/2025	SAFETY WORLD - LINDAN PTY LTD T/A	SAFETY SUPPLIES	247.50
EFT61280	18/07/2025	SIGN SUPERMARKET	SIGNS	588.50
EFT61281	18/07/2025	SKILL HIRE WA PTY LTD	LABOUR HIRE	2,173.72
EFT61282	18/07/2025	SONIC HEALTHPLUS PTY LTD	EMPLOYMENT MEDICAL	136.40
EFT61283	18/07/2025	ST JOHN AMBULANCE ASSOCIATION	RESTOCK FIRST AID SERVICE KITS	2,088.13
EFT61284	18/07/2025	STANTONS INTERNATIONAL	INTERNAL AUDIT FEE	30,304.36
EFT61285	18/07/2025	SWAN FIRE SERVICES	INSPECTION AND SERVICE MAINTENANCE TO ALL FIRE FIGHTING EQUIPMENT AT HRRP	2,927.25
EFT61286	18/07/2025	SWAN LOCK SERVICE - RAMSAY & SONS PTY LTD T/A	LOCKS	1,038.00



Eastern Metropolitan Regional Council
CEO's DELEGATED PAYMENTS LIST
FOR THE MONTHS OF JUNE & JULY 2025

Cheque / EFT No	Date	Payee	Description	Amount
EFT61287	18/07/2025	SWAN TOWING SERVICES PTY LTD ATF THE SWAN TOWING TRUST	PLANT TRANSPORTATION COST	786.50
EFT61288	18/07/2025	SYDNEY TOOLS PTY LTD	SAFETY SUPPLIES	238.00
EFT61289	18/07/2025	SYNERGY	ELECTRICITY CHARGES - HRRP	16,612.15
EFT61290	18/07/2025	TOTAL TOOLS MIDLAND	SAFETY SUPPLIES	245.48
EFT61291	18/07/2025	TOTALLY WORKWEAR MIDLAND	PROTECTIVE CLOTHING	3,306.98
EFT61292	18/07/2025	TRANEN PTY LTD	SEEDS SUPPLIES	11,027.44
EFT61293	18/07/2025	TRUCKLINE - SPECIALIST WHOLESALERS PTY LTD T/AS	PLANT PARTS	616.08
EFT61294	18/07/2025	TUTT BRYANT EQUIPMENT (BT EQUIPMENT PTY LTD)	PLANT PARTS	2,450.64
EFT61295	18/07/2025	WA HAULAGE REPAIRS	PLANT REPAIR & MAINTENANCE	4,971.52
EFT61296	18/07/2025	WA HINO SALES AND SERVICE	PLANT PART	281.59
EFT61297	18/07/2025	WILLIAMS & HUGHES PTY LTD	LEGAL ADVICE	1,298.00
EFT61298	18/07/2025	WREN OIL	WASTE OIL REMOVAL - TRANSFER STATION & RED HILL	231.00
EFT61299	18/07/2025	DEPUTY COMMISSIONER OF TAXATION	GST PAYMENT	102,324.00
EFT61300	22/07/2025	ALTONA GROUP - BROMAR NOMINEES PTY LTD ATF THE ALTONA UNIT TRUST TAS	SEWER PUMP & STATION MAINTENANCE	33,734.32
EFT61301	22/07/2025	CHILD SUPPORT	EMPLOYEE DEDUCTION	731.26
EFT61302	22/07/2025	CLEANAWAY PTY LTD	GAS BOTTLE COLLECTION - TRANSFER STATION	3,669.44
EFT61303	22/07/2025	FUJIFILM BUSINESS INNOVATION AUSTRALIA PTY LTD	PHOTOCOPIER MAINTENANCE & SUPPLIES	55.45
EFT61304	22/07/2025	PACIFIC MATERIALS HANDLING PTY LTD	PLANT PARTS	131,944.96
EFT61305	22/07/2025	PAYG PAYMENTS	PAYG TAXATION PAYMENT	104,713.71
EFT61306	22/07/2025	PAYWISE PTY LTD	STAFF DEDUCTION	892.65
EFT61307	22/07/2025	POSITIVE SALARY PACKAGING - JJCT PACKAGING PTY LTD T/A	EMPLOYEE DEDUCTION	792.30
EFT61308	22/07/2025	RUDD INDUSTRIAL	HARDWARE SUPPLIES	1,148.87
EFT61309	22/07/2025	SYNERGY	ELECTRICITY CHARGES - HRRP	6,191.20
EFT61310	22/07/2025	TALIS CONSULTANTS	CONSULTING FEE - WASTE SERVICES	3,595.63
EFT61311	23/07/2025	ALLIGHTSYKES PTY LTD	QUARTERLY EQUIPMENT MAINTENANCE	623.15
EFT61312	23/07/2025	CIVIL AUTO ELECTRICS PTY LTD	PLANT REPAIRS	281.05
EFT61313	23/07/2025	ECHO NEWSPAPERS	AVON DESCENT 2025 ADVERTISEMENT	1,045.00
EFT61314	23/07/2025	FUJIFILM BUSINESS INNOVATION AUSTRALIA PTY LTD	PHOTOCOPIER MAINTENANCE & SUPPLIES	330.33
EFT61315	25/07/2025	DEPARTMENT OF WATER AND ENVIRONMENTAL REGULATION (DWER)	QUARTERLY LANDFILL LEVY	5,181,586.74
EFT61316	25/07/2025	ADVANCE PRESS (2013) PTY LTD	PRINTING OF WASTE RECYCLING GUIDE	3,135.00
EFT61317	25/07/2025	AJL PLUMBING & GAS	PLUMBING MAINTENANCE - RED HILL	242.00
EFT61318	25/07/2025	ALLWEST PLANT HIRE	PLANT & LABOUR HIRE	8,602.00
EFT61319	25/07/2025	AUSSIE NATURAL SPRING WATER	BOTTLED WATER	140.79
EFT61320	25/07/2025	AUSTRALIAN HVAC SERVICES	AIRCONDITIONING REPAIR & MAINTENANCE - ASCOT PLACE	2,705.65
EFT61321	25/07/2025	BAYSWATER AUTO DETAILERS	POOL VEHICLE CLEANING	264.00
EFT61322	25/07/2025	BIN BATH AUSTRALIA PTY LTD	BIN CLEANING	62.04
EFT61323	25/07/2025	BOBCAT ATTACH	PLANT REPAIR	291.50
EFT61324	25/07/2025	BOYAN ELECTRICAL	ELECTRICAL MAINTENANCE - HRRP	852.50



Eastern Metropolitan Regional Council
CEO's DELEGATED PAYMENTS LIST
FOR THE MONTHS OF JUNE & JULY 2025

Cheque / EFT No	Date	Payee	Description	Amount
EFT61325	25/07/2025	BUCHER MUNICIPAL PTY LTD	PLANT PARTS	1,523.41
EFT61326	25/07/2025	CDM AUSTRALIA	COMPUTER CONSUMABLES	396.00
EFT61327	25/07/2025	CHEMSOL AUSTRALIA T/A HAWKESFORD NOMINEES PTY LTD	GREASE PURCHASES	4,752.00
EFT61328	25/07/2025	CJD EQUIPMENT PTY LTD	PLANT SERVICE & MAINTENANCE	3,002.23
EFT61329	25/07/2025	CSE CROSSCOM PTY LTD	TWO-WAY RADIO LEASING FEE	2,926.00
EFT61330	25/07/2025	DEPARTMENT OF WATER AND ENVIRONMENTAL REGULATION (DWER)	WASTE TRACKING FORMS	352.00
EFT61331	25/07/2025	DRAKE AUSTRALIA PTY LTD	LABOUR HIRE	1,674.11
EFT61332	25/07/2025	ELAN ENERGY MATRIX	TYRE DISPOSAL COSTS - TRANSFER STATION & RED HILL	857.88
EFT61333	25/07/2025	EUROFINS ARL PTY LTD T/AS EUROFINS	SAMPLE TESTING - WOODCHIPS	469.92
EFT61334	25/07/2025	FLEXI STAFF GROUP PTY LTD	LABOUR HIRE	15,272.47
EFT61335	25/07/2025	FOSTER PLUMBING AND GAS	PLUMBING MAINTENANCE - HRRP	286.00
EFT61336	25/07/2025	GROUND GROCER	HARDWARE SUPPLIES	2,554.20
EFT61337	25/07/2025	GUTTER-VAC MIDLAND / THE TRUSTEE FOR SS FAMILY TRUST	GUTTER CLEANING - HRRP	6,294.00
EFT61338	25/07/2025	HAYS SPECIALIST RECRUITMENT	LABOUR HIRE	1,256.89
EFT61339	25/07/2025	INDUSTRIAL RECRUITMENT PARTNERS	LABOUR HIRE	32,692.94
EFT61340	25/07/2025	INSTANT WEIGHT PTY LTD T/A INSTANT WEIGHING	PLANT CALIBRATION	7,015.80
EFT61341	25/07/2025	INTEGRATED ICT	IT SUPPORT	5,502.08
EFT61342	25/07/2025	JBS&G AUSTRALIA P/L T/A STRATEGEN JBS&G	COMPLIANCE ASSESSMENT REPORT - WWfE	1,237.50
EFT61343	25/07/2025	JOINT CONSTRUCTION GROUP PTY LTD	WTS - MAINTENANCE	1,925.00
EFT61344	25/07/2025	LINCOM WA PTY LTD	PLANT HIRE	9,240.00
EFT61345	25/07/2025	LOSCAM AUSTRALIA PTY LTD	EQUIPMENT HIRE	16.50
EFT61346	25/07/2025	MARKET CREATIONS AGENCY	CONSULTING FEE - SUSTAINABILITY	1,533.40
EFT61347	25/07/2025	MCLEODS BARRISTERS & SOLICITORS	LEGAL ADVICE	7,112.60
EFT61348	25/07/2025	MIDLAND AUTO ONE	HARDWARE SUPPLIES	85.49
EFT61349	25/07/2025	MIDLAND MITSUBISHI - AUTOLEAGUE MIDLAND T/A	VEHICLE SERVICE	1,085.00
EFT61350	25/07/2025	MORAY & AGNEW	LEGAL ADVICE	4,264.26
EFT61351	25/07/2025	NAPA (FORMERLY KNOWN AS COVS)	HARDWARE SUPPLIES	266.87
EFT61352	25/07/2025	NORTHAM'S AVON DESCENT ASSOCIATION	AVON DESCENT 2025 SPONSORSHIP	2,200.00
EFT61353	25/07/2025	OEM GROUP 2006 PTY LTD	HARDWARE SUPPLIES	2,566.82
EFT61354	25/07/2025	PENSKE AUSTRALIA PTY LTD	PLANT REPAIR	720.48
EFT61355	25/07/2025	PIRTEK MIDLAND (M & B HYDRAULICS PTY LTD)	HYDRAULIC HOSE SUPPLIES	1,311.71
EFT61356	25/07/2025	RSEA - ONE STOP SAFETY SHOP	SAFETY SUPPLIES	206.99
EFT61357	25/07/2025	SAFETY WORLD - LINDAN PTY LTD T/A	SAFETY SUPPLIES	63.36
EFT61358	25/07/2025	SETON AUSTRALIA - BRADY AUSTRALIA PTY LTD T/AS	HARDWARE SUPPLIES	1,806.26
EFT61359	25/07/2025	SGS AUSTRALIA PTY LTD	STAFF TRAINING	4,290.00
EFT61360	25/07/2025	SIGN SUPERMARKET	DOOR SIGNS	211.75
EFT61361	25/07/2025	SKILL HIRE WA PTY LTD	LABOUR HIRE	3,140.49
EFT61362	25/07/2025	SPUDS GARDENING SERVICES	ANNUAL REHABILITATION & REVEGETATION WORKS AT RED HILL	11,660.00



Eastern Metropolitan Regional Council
CEO's DELEGATED PAYMENTS LIST
FOR THE MONTHS OF JUNE & JULY 2025

Cheque / EFT No	Date	Payee	Description	Amount
EFT61363	25/07/2025	STANTONS INTERNATIONAL	INTERNAL AUDIT FEE	3,483.26
EFT61364	25/07/2025	SWAN FIRE SERVICES	INSPECTION AND SERVICE TO ALL FIRE FIGHTING EQUIPMENT AT HRRP	1,908.84
EFT61365	25/07/2025	TELSTRA LIMITED	TELEPHONE EXPENSES	5,335.37
EFT61366	25/07/2025	TIM DAVIES LANDSCAPING PTY LTD (TDL)	GARDEN MAINTENANCE ASCOT PLACE	1,161.92
EFT61367	25/07/2025	TOTAL TOOLS MIDLAND	SAFETY SUPPLIES	142.00
EFT61368	25/07/2025	TOTALLY WORKWEAR MIDLAND	PROTECTIVE CLOTHING	422.87
EFT61369	25/07/2025	TRANEN PTY LTD	SEEDS TREATMENTS	550.00
EFT61370	25/07/2025	TRUCK CENTRE (WA) PTY LTD	PLANT PARTS	1,939.39
EFT61371	25/07/2025	WESTRAC EQUIPMENT PTY LTD	PLANT PART	969.41
EFT61372	25/07/2025	WILLIAMS & HUGHES PTY LTD	LEGAL ADVICE	13,084.50
EFT61373	25/07/2025	WINC AUSTRALIA PTY LTD	STATIONERY & CONSUMABLES	532.52
EFT61374	25/07/2025	WREN OIL	WASTE OIL REMOVAL - TRANSFER STATION	775.50
EFT61375	31/07/2025	AALAN LINE MARKING SERVICES	REPLACE SPEED HUMP - HRRP	330.00
EFT61376	31/07/2025	AIR-MET SCIENTIFIC PTY LTD	SAFETY SUPPLIES	1,239.48
EFT61377	31/07/2025	ALLWEST PLANT HIRE	PLANT & LABOUR HIRE	35,156.00
EFT61378	31/07/2025	ALSCO PERTH	EQUIPMENT HIRE	46.37
EFT61379	31/07/2025	AMALGAM RECRUITMENT	LABOUR HIRE	3,797.60
EFT61380	31/07/2025	APOLLO FABRICATIONS	PURCHASE OF BINS	6,215.00
EFT61381	31/07/2025	AUSCO MODULAR PTY LTD	PLANT HIRE - WWtE	3,303.98
EFT61382	31/07/2025	AUSSIE NATURAL SPRING WATER	BOTTLED WATER	227.43
EFT61383	31/07/2025	AUSTRALIA POST - ASCOT PLACE	POSTAL CHARGES	35.31
EFT61384	31/07/2025	BLUE FORCE PTY LTD	MONITORING FIRE PUMP - HRRP	158.40
EFT61385	31/07/2025	BOBCAT ATTACH	PLANT REPAIR	1,661.00
EFT61386	31/07/2025	BOSORIMA TAS MAIL PLUS PERTH	MAIL SERVICE	454.78
EFT61387	31/07/2025	BUCHER MUNICIPAL PTY LTD	PLANT PARTS	2,893.17
EFT61388	31/07/2025	CAVALIER PORTABLES & PARK HOMES	PLANT HIRE - WWtE	1,954.34
EFT61389	31/07/2025	CIVIL AUTO ELECTRICS PTY LTD	PLANT REPAIRS & MAINTENANCE	7,615.30
EFT61390	31/07/2025	CME BOILERMAKING PTY LTD	PURCHASE OF MAF SYSTEMS	161,810.00
EFT61391	31/07/2025	COMPU-STOR	IT BACKUP DATA SERVICES	896.67
EFT61392	31/07/2025	CREDITORWATCH	ONLINE CREDIT REFERENCE CHECKS	7,485.72
EFT61393	31/07/2025	CROWN HILL CONSTRUCTION	EQUIPMENT HIRE	424.30
EFT61394	31/07/2025	DAMSTRA TECHNOLOGY PTY LTD	MEMBERSHIP RENEWAL	631.40
EFT61395	31/07/2025	DEPARTMENT OF AGRICULTURE, FISHERIES AND FORESTRY	ANNUAL LICENCE RENEWAL	2,857.00
EFT61396	31/07/2025	DRAKE AUSTRALIA PTY LTD	LABOUR HIRE	2,255.79
EFT61397	31/07/2025	ENVIRO SWEEP	SITE SWEEPING - HRRP	3,805.27
EFT61398	31/07/2025	ENVIRONMENT ESSENTIALS PTY LTD	SUBSCRIPTION RENEWAL	2,381.50
EFT61399	31/07/2025	EUROFINS ARL PTY LTD T/AS EUROFINS	SAMPLE TESTING - WOODCHIPS	1,047.20
EFT61400	31/07/2025	FLEET DYNAMICS PTY LTD	EQUIPMENT HIRE	217.80



Eastern Metropolitan Regional Council
CEO's DELEGATED PAYMENTS LIST
FOR THE MONTHS OF JUNE & JULY 2025

Cheque / EFT No	Date	Payee	Description	Amount
EFT61401	31/07/2025	FLEXI STAFF GROUP PTY LTD	LABOUR HIRE	13,091.49
EFT61402	31/07/2025	FUELFIX PTY LTD	EQUIPMENT HIRE	730.72
EFT61403	31/07/2025	FUJIFILM BUSINESS INNOVATION AUSTRALIA PTY LTD	PHOTOCOPIER MAINTENANCE & SUPPLIES	813.22
EFT61404	31/07/2025	GARPEN T/A INDUSTRIAL POWER EQUIPMENT PTY LTD	HARDWARE SUPPLIES	680.00
EFT61405	31/07/2025	HAYS SPECIALIST RECRUITMENT	LABOUR HIRE	1,278.33
EFT61406	31/07/2025	HITACHI CONSTRUCTION MACHINERY (AUSTRALIA) PTY LTD	PLANT PARTS & PLANT REPAIR	2,217.31
EFT61407	31/07/2025	INDUSTRIAL RECRUITMENT PARTNERS	LABOUR HIRE	28,870.89
EFT61408	31/07/2025	INFORMATION PROFICIENCY & SIGMA DATA SOLUTIONS - PROFICIENCY GROUP P/L T/AS	ANNUAL SUPPORT FEE	32,134.00
EFT61409	31/07/2025	INTEGRATED ICT	IT SUPPORT	1,325.04
EFT61410	31/07/2025	KLB SYSTEMS	SOFTWARE LICENCE RENEWAL	3,850.00
EFT61411	31/07/2025	KOMATSU AUSTRALIA P/L	PLANT SERVICE AGREEMENT	6,899.32
EFT61412	31/07/2025	LAPPING SERVICES - WIZARD ENGINEERING PTY LTD T/A	PLANT REPAIR	1,584.00
EFT61413	31/07/2025	LGIS	INSURANCE PREMIUM	464,768.43
EFT61414	31/07/2025	LGIS INSURANCE BROKING	INSURANCE PREMIUM	48,033.50
EFT61415	31/07/2025	LIFT EQUIPT PTY LTD	PLANT PARTS	1,244.32
EFT61416	31/07/2025	MA SERVICES GROUP PTY LTD	SECURITY MONITORING	6,039.76
EFT61417	31/07/2025	MAJOR MOTORS PTY LTD	PLANT PARTS	1,165.55
EFT61418	31/07/2025	MARKET CREATIONS AGENCY	COUNCIL CONNECTION RENEWAL FEE	18,480.00
EFT61419	31/07/2025	MARKETFORCE (OMNICOM MEDIA GROUP AUSTRALIA PTY LTD)	ADVERTISING COSTS - VARIOUS	7,217.18
EFT61420	31/07/2025	MATTHEW MACPHERSON	STAFF REIMBURSEMENT	604.93
EFT61421	31/07/2025	MCINERNEY FORD	VEHICLE PURCHASE	51,230.68
EFT61422	31/07/2025	MIDLAND AUTO ONE	HARDWARE SUPPLIES	517.77
EFT61423	31/07/2025	MIDWAY FORD (WA)	VEHICLE SERVICE	524.29
EFT61424	31/07/2025	MYOSH - NETSIGHT CONSULTING P/L ATF AM2 TRUST & FM2 TRUST	MONTHLY SUBSCRIPTION - OSH SOFTWARE	2,079.00
EFT61425	31/07/2025	ONSITE RENTALS PTY LTD	MONTHLY RENTAL - HAZELMERE TRANSPORTABLE ADMIN BUILDING & CRIB ROOM & SUPALOO FOR RED HILL	4,614.68
EFT61426	31/07/2025	OTR TYRES T/A TKPH PTY LTD	TYRE REPLACEMENTS & REPAIRS	2,217.60
EFT61427	31/07/2025	PIRTEK MIDLAND (M & B HYDRAULICS PTY LTD)	HYDRAULIC HOSE SUPPLIES & MAINTENANCE	419.77
EFT61428	31/07/2025	PITTER MECHANICAL PTY LTD	PLANT PARTS & PLANT REPAIR	7,507.50
EFT61429	31/07/2025	PRUDENTIAL INVESTMENT SERVICES CORP P/L	INVESTMENT ADVISORY SERVICES	2,168.74
EFT61430	31/07/2025	PSQ GROUP	MONTHLY PHONE EXPENSES - ASCOT PLACE	2,757.37
EFT61431	31/07/2025	PUREARTH - RIVER NOMINEES PTY LTD T/A	PROCESSING COSTS - FOGO	33,414.50
EFT61432	31/07/2025	QUAD SERVICES PTY LTD	CLEANING SERVICES & CONSUMABLES - ASCOT PLANCE, HRRP & RED HILL	11,990.94
EFT61433	31/07/2025	QUIK GAS RECOVERY	DEGAS OF FRIDGES - TRANSFER STATION & RED HILL	1,808.40
EFT61434	31/07/2025	RAUBEX CONSTRUCTION	CONSTRUCTION COSTS STAGE 18 AT RED HILL	192,726.53
EFT61435	31/07/2025	READY TECH USER GROUP WA INC.	MEMBERSHIP RENEWAL	847.00
EFT61436	31/07/2025	RUDD INDUSTRIAL	HARDWARE SUPPLIES	1,279.19
EFT61437	31/07/2025	SIGN SUPERMARKET	FRAMES	445.00
EFT61438	31/07/2025	SKILL HIRE WA PTY LTD	LABOUR HIRE	866.17



Eastern Metropolitan Regional Council
CEO's DELEGATED PAYMENTS LIST
FOR THE MONTHS OF JUNE & JULY 2025

Cheque / EFT No	Date	Payee	Description	Amount
EFT61439	31/07/2025	SPUDS GARDENING SERVICES	GROUND MAINTENANCE & WEED CONTROL AT RED HILL	3,465.00
EFT61440	31/07/2025	STATEWIDE BEARINGS - PARTOUT PTY LTD T/A	PLANT PARTS	1,628.00
EFT61441	31/07/2025	SWAN FIRE SERVICES	SERVICE MAINTENANCE TO ALL FIRE FIGHTING EQUIPMENT AT HRRP	1,645.81
EFT61442	31/07/2025	SYNERGY	ELECTRICITY CHARGES - HRRP	9,024.69
EFT61443	31/07/2025	TALIS CONSULTANTS	CONSULTING FEE - WASTE SERVICES	19,816.50
EFT61444	31/07/2025	TELSTRA LIMITED	TELEPHONE EXPENSES	42.76
EFT61445	31/07/2025	THE WATERSHED	PIPES FOR PUMPS	22,187.00
EFT61446	31/07/2025	TOTAL TOOLS MIDLAND	EQUIPMENT PURCHASE	11,778.00
EFT61447	31/07/2025	TOTALLY WORKWEAR MIDLAND	PROTECTIVE CLOTHING	3,052.30
EFT61448	31/07/2025	TRADEFAIRE INTERNATIONAL PTY LTD (PREVIOUSLY ACCESS INDUSTRIAL TYRES #3106)	TYRE REPLACEMENTS	9,604.10
EFT61449	31/07/2025	TRUCK CENTRE (WA) PTY LTD	PLANT PARTS	1,531.30
EFT61450	31/07/2025	TUTT BRYANT EQUIPMENT (BT EQUIPMENT PTY LTD)	PLANT PARTS	420.51
EFT61451	31/07/2025	TWISTECH - GREG WOOD	SIGN INSTALLATIONS AND REPAIRS - RED HILL	1,303.94
EFT61452	31/07/2025	UNITED EQUIPMENT PTY LTD	PLANT SERVICE & MAINTENANCE	2,212.55
EFT61453	31/07/2025	VDC PTY LTD ATF DRWA TRUST T/AS DRWA BUILDING DOORS	DOOR MAINTENANCE - WTS	8,151.00
EFT61454	31/07/2025	VITIL PEOPLE SOLUTIONS	STAFF TRAINING	1,760.00
EFT61455	31/07/2025	WA BROILER GROWERS ASSOCIATION (INC)	REFUND OF PAYMENT GUARANTEE	6,877.88
EFT61456	31/07/2025	WATERLOGIC AUSTRALIA PTY LTD	EQUIPMENT RENTAL & SERVICE FEE	3,038.63
EFT61457	31/07/2025	WEST - SURE GROUP PTY LTD	COURIER SERVICE	718.15
EFT61458	31/07/2025	WEST TIP WASTE CONTROL	SKIP BIN HIRE	533.50
EFT61459	31/07/2025	WESTERN AUSTRALIAN TREASURY CORPORATION	CONSULTING FEE - FINANCE	37,125.00
EFT61460	31/07/2025	WESTRAC EQUIPMENT PTY LTD	PLANT REPAIR	3,104.71
EFT61461	31/07/2025	WINC AUSTRALIA PTY LTD	STATIONERY & CONSUMABLES	335.83
220891	11/06/2025	BLANK - PRINTED IN ERROR	BLANK - PRINTED IN ERROR	0.00
220892	11/06/2025	EMRC PETTY CASH - ASCOT	PETTY CASH RECOUP	160.95
220893	11/06/2025	EMRC PETTY CASH - COPPIN ROAD	PETTY CASH RECOUP	175.60
220894	11/06/2025	EMRC PETTY CASH - MATHIESON ROAD	PETTY CASH RECOUP	8.75
220895	11/06/2025	EMRC PETTY CASH - RED HILL	PETTY CASH RECOUP	28.50
220896	08/07/2025	EMRC PETTY CASH - ASCOT	PETTY CASH RECOUP	151.25
220897	08/07/2025	EMRC PETTY CASH - COPPIN ROAD	PETTY CASH RECOUP	129.55
220898	08/07/2025	EMRC PETTY CASH - HAZELMERE	PETTY CASH RECOUP	47.70
220899	08/07/2025	EMRC PETTY CASH - MATHIESON ROAD	PETTY CASH RECOUP	10.20
220900	08/07/2025	EMRC PETTY CASH - RED HILL	PETTY CASH RECOUP	5.10
PAY 2025-25	04/06/2025	PAYROLL	PAYROLL	316,016.71
PAY 2025-26	18/06/2025	PAYROLL	PAYROLL	398,408.78
PAY 2025-26	19/06/2025	PAYROLL	PAYROLL	22,660.00
PAY 2025-26	23/06/2025	PAYROLL	PAYROLL	1,456.00
PAY 2026-1	02/07/2025	PAYROLL	PAYROLL	430,150.49



Eastern Metropolitan Regional Council
CEO's DELEGATED PAYMENTS LIST
FOR THE MONTHS OF JUNE & JULY 2025

Cheque / EFT No	Date	Payee	Description	Amount
PAY 2026-2	16/07/2025	PAYROLL	PAYROLL	311,618.49
PAY 2026-3	30/07/2025	PAYROLL	PAYROLL	303,660.70
1*JUN25	02/06/2025	BANK CHARGES	BANK FEES AND CHARGES	2,553.37
1*JUL25	01/07/2025	BANK CHARGES	BANK FEES AND CHARGES	2,863.45
DD29104.1	01/06/2025	AWARE SUPER PTY LTD (FORMALLY FIRST STATE SUPER)	SUPERANNUATION	33,016.14
DD29104.2	01/06/2025	THE JEHRING FAMILY SUPER FUND	SUPERANNUATION	1,273.71
DD29104.3	01/06/2025	CBUS INDUSTRY SUPER	SUPERANNUATION	2,865.25
DD29104.4	01/06/2025	MLC SUPER FUND	SUPERANNUATION	962.56
DD29104.5	01/06/2025	HUB24 SUPER FUND	SUPERANNUATION	328.54
DD29104.6	01/06/2025	COLONIAL FIRST STATE FIRSTCHOICE WHOLESAL (PERSONAL SUPER)	SUPERANNUATION	690.89
DD29104.7	01/06/2025	UNISUPER	SUPERANNUATION	349.80
DD29104.8	01/06/2025	THE TRUSTEE FOR DEN HAAN SUPER FUND	SUPERANNUATION	1,063.22
DD29104.9	01/06/2025	MERCER SMART SUPER PLAN	SUPERANNUATION	1,352.92
DD29104.10	01/06/2025	COLONIAL FIRST STATE FIRSTCHOICE (EMPLOYER SUPER)	SUPERANNUATION	517.42
DD29104.11	01/06/2025	PLUM SUPERANNUATION FUND (MLC)	SUPERANNUATION	754.87
DD29104.12	01/06/2025	MY NORTH SUPER (THE TRUSTEE FOR WEALTH PERSONAL SUPERANNUATION & PENSION FUND)	SUPERANNUATION	3,405.67
DD29104.13	01/06/2025	PRIME SUPER	SUPERANNUATION	337.78
DD29104.14	01/06/2025	EQUIPSUPER SUPERANNUATION FUND	SUPERANNUATION	405.82
DD29104.15	01/06/2025	AUSTRALIAN ETHICAL SUPER	SUPERANNUATION	377.76
DD29104.16	01/06/2025	THE TRUSTEE FOR BRUCE SMSF	SUPERANNUATION	390.62
DD29104.17	01/06/2025	AMP - SIGNATURESUPER	SUPERANNUATION	355.00
DD29104.18	01/06/2025	AMP FLEXIBLE LIFETIME SUPER	SUPERANNUATION	1,527.35
DD29104.19	01/06/2025	HOSTPLUS SUPERANNUATION FUND	SUPERANNUATION	6,910.15
DD29104.20	01/06/2025	PANORAMA SUPER	SUPERANNUATION	882.29
DD29104.21	01/06/2025	AUSTRALIAN SUPER	SUPERANNUATION	14,281.15
DD29104.22	01/06/2025	RETAIL EMPLOYEES SUPERANNUATION TRUST (REST SUPER)	SUPERANNUATION	3,008.86
DD29104.23	01/06/2025	AUSTRALIAN RETIREMENT TRUST	SUPERANNUATION	5,180.14
DD29104.24	01/06/2025	RETIREMENT PORTFOLIO SERVICE (ANZ SMART CHOICE SUPER)	SUPERANNUATION	854.54
DD29315.1	01/07/2025	AWARE SUPER PTY LTD (FORMALLY FIRST STATE SUPER)	SUPERANNUATION	32,733.65
DD29315.2	01/07/2025	MARANI SUPER FUND	SUPERANNUATION	1,290.00
DD29315.3	01/07/2025	THE JEHRING FAMILY SUPER FUND	SUPERANNUATION	1,263.52
DD29315.4	01/07/2025	CBUS INDUSTRY SUPER	SUPERANNUATION	2,986.28
DD29315.5	01/07/2025	MLC SUPER FUND	SUPERANNUATION	946.00
DD29315.6	01/07/2025	HUB24 SUPER FUND	SUPERANNUATION	328.54
DD29315.7	01/07/2025	COLONIAL FIRST STATE FIRSTCHOICE WHOLESAL (PERSONAL SUPER)	SUPERANNUATION	675.13
DD29315.8	01/07/2025	UNISUPER	SUPERANNUATION	340.33
DD29315.9	01/07/2025	THE TRUSTEE FOR DEN HAAN SUPER FUND	SUPERANNUATION	1,071.29
DD29315.10	01/07/2025	MERCER SMART SUPER PLAN	SUPERANNUATION	1,522.09



Eastern Metropolitan Regional Council
CEO's DELEGATED PAYMENTS LIST
FOR THE MONTHS OF JUNE & JULY 2025

Cheque / EFT No	Date	Payee	Description	Amount
DD29315.11	01/07/2025	COLONIAL FIRST STATE FIRSTCHOICE (EMPLOYER SUPER)	SUPERANNUATION	543.34
DD29315.12	01/07/2025	MY NORTH SUPER (THE TRUSTEE FOR WEALTH PERSONAL SUPERANNUATION & PENSION FUND)	SUPERANNUATION	3,435.74
DD29315.13	01/07/2025	PLUM SUPERANNUATION FUND (MLC)	SUPERANNUATION	753.49
DD29315.14	01/07/2025	PRIME SUPER	SUPERANNUATION	341.17
DD29315.15	01/07/2025	EQUIPSUPER SUPERANNUATION FUND	SUPERANNUATION	430.34
DD29315.16	01/07/2025	AUSTRALIAN ETHICAL SUPER	SUPERANNUATION	469.23
DD29315.17	01/07/2025	THE TRUSTEE FOR BRUCE SMSF	SUPERANNUATION	680.51
DD29315.18	01/07/2025	AMP - SIGNATURESUPER	SUPERANNUATION	381.69
DD29315.19	01/07/2025	AMP FLEXIBLE LIFETIME SUPER	SUPERANNUATION	1,498.98
DD29315.20	01/07/2025	HOSTPLUS SUPERANNUATION FUND	SUPERANNUATION	6,125.81
DD29315.21	01/07/2025	PANORAMA SUPER	SUPERANNUATION	882.29
DD29315.22	01/07/2025	AUSTRALIAN SUPER	SUPERANNUATION	14,652.01
DD29315.23	01/07/2025	RETAIL EMPLOYEES SUPERANNUATION TRUST (REST SUPER)	SUPERANNUATION	3,085.25
DD29315.24	01/07/2025	AUSTRALIAN RETIREMENT TRUST	SUPERANNUATION	5,596.13
DD29315.25	01/07/2025	RETIREMENT PORTFOLIO SERVICE (ANZ SMART CHOICE SUPER)	SUPERANNUATION	879.70
DD29316.1	01/07/2025	AWARE SUPER PTY LTD (FORMALLY FIRST STATE SUPER)	SUPERANNUATION	35,889.37
DD29316.2	01/07/2025	MARANI SUPER FUND	SUPERANNUATION	1,320.00
DD29316.3	01/07/2025	THE JEHRING FAMILY SUPER FUND	SUPERANNUATION	1,292.91
DD29316.4	01/07/2025	HUB24 SUPER FUND	SUPERANNUATION	530.27
DD29316.5	01/07/2025	CBUS INDUSTRY SUPER	SUPERANNUATION	2,965.82
DD29316.6	01/07/2025	MLC SUPER FUND	SUPERANNUATION	968.00
DD29316.7	01/07/2025	COLONIAL FIRST STATE FIRSTCHOICE WHOLESALE (PERSONAL SUPER)	SUPERANNUATION	731.95
DD29316.8	01/07/2025	UNISUPER	SUPERANNUATION	721.38
DD29316.9	01/07/2025	THE TRUSTEE FOR DEN HAAN SUPER FUND	SUPERANNUATION	1,148.20
DD29316.10	01/07/2025	MERCER SMART SUPER PLAN	SUPERANNUATION	1,408.94
DD29316.11	01/07/2025	COLONIAL FIRST STATE FIRSTCHOICE (EMPLOYER SUPER)	SUPERANNUATION	564.71
DD29316.12	01/07/2025	MY NORTH SUPER (THE TRUSTEE FOR WEALTH PERSONAL SUPERANNUATION & PENSION FUND)	SUPERANNUATION	3,431.00
DD29316.13	01/07/2025	PLUM SUPERANNUATION FUND (MLC)	SUPERANNUATION	827.55
DD29316.14	01/07/2025	EQUIPSUPER SUPERANNUATION FUND	SUPERANNUATION	437.13
DD29316.15	01/07/2025	AUSTRALIAN ETHICAL SUPER	SUPERANNUATION	393.37
DD29316.16	01/07/2025	THE TRUSTEE FOR BRUCE SMSF	SUPERANNUATION	699.92
DD29316.17	01/07/2025	AMP - SIGNATURESUPER	SUPERANNUATION	340.63
DD29316.18	01/07/2025	AMP FLEXIBLE LIFETIME SUPER	SUPERANNUATION	1,562.48
DD29316.19	01/07/2025	HOSTPLUS SUPERANNUATION FUND	SUPERANNUATION	6,058.08
DD29316.20	01/07/2025	PANORAMA SUPER	SUPERANNUATION	921.40
DD29316.21	01/07/2025	AUSTRALIAN SUPER	SUPERANNUATION	17,936.71
DD29316.22	01/07/2025	RETAIL EMPLOYEES SUPERANNUATION TRUST (REST SUPER)	SUPERANNUATION	3,069.86
DD29316.23	01/07/2025	AUSTRALIAN RETIREMENT TRUST	SUPERANNUATION	5,564.12



Eastern Metropolitan Regional Council
CEO's DELEGATED PAYMENTS LIST
FOR THE MONTHS OF JUNE & JULY 2025

Cheque / EFT No	Date	Payee	Description	Amount
DD29316.24	01/07/2025	RETIREMENT PORTFOLIO SERVICE (ANZ SMART CHOICE SUPER)	SUPERANNUATION	978.77
DD29317.1	13/07/2025	AWARE SUPER PTY LTD (FORMALLY FIRST STATE SUPER)	SUPERANNUATION	28,016.92
DD29317.2	13/07/2025	THE JEHRING FAMILY SUPER FUND	SUPERANNUATION	1,292.91
DD29317.3	13/07/2025	HUB24 SUPER FUND	SUPERANNUATION	792.58
DD29317.4	13/07/2025	CBUS INDUSTRY SUPER	SUPERANNUATION	2,963.78
DD29317.5	13/07/2025	MLC SUPER FUND	SUPERANNUATION	968.00
DD29317.6	13/07/2025	COLONIAL FIRST STATE FIRSTCHOICE WHOLESALE (PERSONAL SUPER)	SUPERANNUATION	704.49
DD29317.7	13/07/2025	SUPER FUND	SUPERANNUATION	38.40
DD29317.8	13/07/2025	THE TRUSTEE FOR DEN HAAN SUPER FUND	SUPERANNUATION	1,092.84
DD29317.9	13/07/2025	MERCER SMART SUPER PLAN	SUPERANNUATION	1,364.97
DD29317.10	13/07/2025	COLONIAL FIRST STATE FIRSTCHOICE (EMPLOYER SUPER)	SUPERANNUATION	556.92
DD29317.11	13/07/2025	PLUM SUPERANNUATION FUND (MLC)	SUPERANNUATION	773.22
DD29317.12	13/07/2025	MY NORTH SUPER (THE TRUSTEE FOR WEALTH PERSONAL SUPERANNUATION & PENSION FUND)	SUPERANNUATION	3,410.19
DD29317.13	13/07/2025	EQUIPSUPER SUPERANNUATION FUND	SUPERANNUATION	479.93
DD29317.14	13/07/2025	AUSTRALIAN ETHICAL SUPER	SUPERANNUATION	394.58
DD29317.15	13/07/2025	THE TRUSTEE FOR BRUCE SMSF	SUPERANNUATION	669.90
DD29317.16	13/07/2025	AMP - SIGNATURESUPER	SUPERANNUATION	717.13
DD29317.17	13/07/2025	AMP FLEXIBLE LIFETIME SUPER	SUPERANNUATION	1,564.38
DD29317.18	13/07/2025	HOSTPLUS SUPERANNUATION FUND	SUPERANNUATION	6,072.60
DD29317.19	13/07/2025	PANORAMA SUPER	SUPERANNUATION	898.94
DD29317.20	13/07/2025	AUSTRALIAN SUPER	SUPERANNUATION	15,959.27
DD29317.21	13/07/2025	RETAIL EMPLOYEES SUPERANNUATION TRUST (REST SUPER)	SUPERANNUATION	3,072.36
DD29317.22	13/07/2025	AUSTRALIAN RETIREMENT TRUST	SUPERANNUATION	6,057.63
DD29317.23	13/07/2025	RETIREMENT PORTFOLIO SERVICE (ANZ SMART CHOICE SUPER)	SUPERANNUATION	958.51
2913	09/06/2025	DEPUTY COMMISSIONER OF TAXATION	FBT	36,112.62
2914	05/06/2025	WESTPAC BANKING CORPORATION	TERM DEPOSIT INVESTMENT	3,000,000.00
2915	06/06/2025	SYNERGY	ELECTRICTY USAGE - RED HILL	4,930.51
2916	06/06/2025	TELSTRA LIMITED	TELEPHONE EXPENSES	42.76
2917	10/06/2025	RABOBANK	TERM DEPOSIT INVESTMENT	3,000,000.00
2918	17/06/2025	SUNCORP BANK	TERM DEPOSIT INVESTMENT	6,000,000.00
2919	17/06/2025	WATER CORPORATION	WATER SUPPLIES - HRRP	529.00
2920	17/06/2025	RABOBANK	TERM DEPOSIT INVESTMENT	2,000,000.00
2921	23/06/2025	AUSTRACLEAR LIMITED (ASX)	FINANCIAL SERVICES FEE	23.43
2922	24/06/2025	SYNERGY	ELECTRICTY USAGE - RED HILL	6,007.23
2923	24/06/2025	WATER CORPORATION	WATER SUPPLIES - HRRP	6,899.99
2924	27/06/2025	DEPARTMENT OF TRANSPORT & MAJOR INFRASTRUCTURE - BULK BILLING	BULK LICENCING FOR THE FLEET	23,412.00
2925	27/06/2025	SYNERGY	ELECTRICTY USAGE - RED HILL	6,336.91
2926	25/06/2025	WATER CORPORATION	WATER SUPPLIES - HRRP	1,055.84



Eastern Metropolitan Regional Council
CEO's DELEGATED PAYMENTS LIST
FOR THE MONTHS OF JUNE & JULY 2025

Cheque / EFT No	Date	Payee	Description	Amount
2927	16/06/2025	WBC - CORPORATE MASTERCARD - ANH VO	CREDIT CARD PURCHASES	1,039.27
2928	16/06/2025	WBC - CORPORATE MASTERCARD - ANNETTE NORTH	CREDIT CARD PURCHASES	896.53
2929	16/06/2025	WBC - CORPORATE MASTERCARD - CARMEN EVE SADLEIR	CREDIT CARD PURCHASES	2,395.00
2930	16/06/2025	WBC - CORPORATE MASTERCARD - DAVID SCHMIDT	CREDIT CARD PURCHASES	1,699.03
2931	16/06/2025	WBC - CORPORATE MASTERCARD - ESTHER DELLA FAVORY	CREDIT CARD PURCHASES	312.46
2932	16/06/2025	WBC - CORPORATE MASTERCARD - GANGA DEVI	CREDIT CARD PURCHASES	3,887.48
2933	16/06/2025	WBC - CORPORATE MASTERCARD - H LIEW	CREDIT CARD PURCHASES	16.22
2934	16/06/2025	WBC - CORPORATE MASTERCARD - MATTHEW MACPHERSON	CREDIT CARD PURCHASES	130.38
2935	16/06/2025	WBC - CORPORATE MASTERCARD - SINEAD O'NEILL	CREDIT CARD PURCHASES	275.95
2936	16/06/2025	WBC - CORPORATE MASTERCARD - T BEINHAUER	CREDIT CARD PURCHASES	1,460.80
2937	16/06/2025	WBC - CORPORATE MASTERCARD - T ECKSTEIN	CREDIT CARD PURCHASES	523.98
2938	16/06/2025	WBC - CORPORATE MASTERCARD - W HARRIS	CREDIT CARD PURCHASES	2,037.41
2939	16/06/2025	WBC - CORPORATE MASTERCARD - Z WILLIAMSON	CREDIT CARD PURCHASES	208.11
2940	10/06/2025	ADT SECURITY	SECURITY MONITORING	75.45
2941	27/06/2025	AUSTRALIAN SUPER	SUPERANNUATION	59.80
2942	27/06/2025	GESB - WEST STATE SUPER SCHEME	SUPERANNUATION	1,116.91
2943	27/06/2025	GESB SUPER SCHEME	SUPERANNUATION	328.61
2944	27/06/2025	HOSTPLUS SUPERANNUATION FUND	SUPERANNUATION	328.61
2945	27/06/2025	MACQUARIE SUPER MANAGER II	SUPERANNUATION	328.61
2946	27/06/2025	UNISUPER	SUPERANNUATION	328.61
2947	01/07/2025	BENDIGO BANK	TERM DEPOSIT INVESTMENT	4,000,000.00
2948	08/07/2025	AMP BANK	TERM DEPOSIT INVESTMENT	5,000,000.00
2949	11/07/2025	AMP BANK	TERM DEPOSIT INVESTMENT	1,000,000.00
2950	11/07/2025	COMMONWEALTH BANK OF AUSTRALIA	TERM DEPOSIT INVESTMENT	4,000,000.00
2951	16/07/2025	AMP BANK	TERM DEPOSIT INVESTMENT	2,000,000.00
2952	17/07/2025	COMMONWEALTH BANK OF AUSTRALIA	TERM DEPOSIT INVESTMENT	2,500,000.00
2953	15/07/2025	WBC - CORPORATE MASTERCARD - A PATEL	CREDIT CARD PURCHASES	17.00
2954	15/07/2025	WBC - CORPORATE MASTERCARD - ANH VO	CREDIT CARD PURCHASES	2,274.00
2955	15/07/2025	WBC - CORPORATE MASTERCARD - ANNETTE NORTH	CREDIT CARD PURCHASES	851.28
2956	15/07/2025	WBC - CORPORATE MASTERCARD - CARMEN EVE SADLEIR	CREDIT CARD PURCHASES	2,454.60
2957	15/07/2025	WBC - CORPORATE MASTERCARD - DAVID SCHMIDT	CREDIT CARD PURCHASES	1,544.44
2958	15/07/2025	WBC - CORPORATE MASTERCARD - GANGA DEVI	CREDIT CARD PURCHASES	17.00
2959	15/07/2025	WBC - CORPORATE MASTERCARD - H LIEW	CREDIT CARD PURCHASES	17.00
2960	15/07/2025	WBC - CORPORATE MASTERCARD - K NAKHONTHAT	CREDIT CARD PURCHASES	4,364.80
2961	15/07/2025	WBC - CORPORATE MASTERCARD - M DAVIES	CREDIT CARD PURCHASES	545.68
2962	15/07/2025	WBC - CORPORATE MASTERCARD - MARCUS GEISLER	CREDIT CARD PURCHASES	17.00
2963	15/07/2025	WBC - CORPORATE MASTERCARD - MATTHEW MACPHERSON	CREDIT CARD PURCHASES	17.00
2964	15/07/2025	WBC - CORPORATE MASTERCARD - S FITZPATRICK	CREDIT CARD PURCHASES	17.00



Eastern Metropolitan Regional Council
CEO's DELEGATED PAYMENTS LIST
FOR THE MONTHS OF JUNE & JULY 2025

Cheque / EFT No	Date	Payee	Description	Amount
2965	15/07/2025	WBC - CORPORATE MASTERCARD - SINEAD O'NEILL	CREDIT CARD PURCHASES	82.50
2966	15/07/2025	WBC - CORPORATE MASTERCARD - T BEINHAUER	CREDIT CARD PURCHASES	1,496.41
2967	15/07/2025	WBC - CORPORATE MASTERCARD - T ECKSTEIN	CREDIT CARD PURCHASES	3,028.90
2968	15/07/2025	WBC - CORPORATE MASTERCARD - TIM CRAINE	CREDIT CARD PURCHASES	17.00
2969	15/07/2025	WBC - CORPORATE MASTERCARD - W HARRIS	CREDIT CARD PURCHASES	593.29
2970	15/07/2025	WBC - CORPORATE MASTERCARD - Z WILLIAMSON	CREDIT CARD PURCHASES	2,197.14
2971	18/07/2025	COMMONWEALTH BANK OF AUSTRALIA	TERM DEPOSIT INVESTMENT	4,000,000.00
2972	21/07/2025	SYNERGY	ELECTRICTY USAGE - HRRP	2,297.27
2973	21/07/2025	AMP BANK	TERM DEPOSIT INVESTMENT	1,500,000.00
2974	21/07/2025	AUSTRACLEAR LIMITED (ASX)	FINANCIAL SERVICES FEE	23.43
2975	21/07/2025	SYNERGY	ELECTRICTY USAGE - ASCOT PLACE	4,670.70
2976	24/07/2025	COMMONWEALTH BANK OF AUSTRALIA	TERM DEPOSIT INVESTMENT	2,000,000.00
2977	28/07/2025	WESTPAC BANKING CORPORATION	TERM DEPOSIT INVESTMENT	6,500,000.00
2978	10/07/2025	ADT SECURITY	SECURITY MONITORING	75.45
2979	30/07/2025	AMP BANK	TERM DEPOSIT INVESTMENT	1,000,000.00
2980	30/07/2025	RABOBANK	TERM DEPOSIT INVESTMENT	3,500,000.00
		SUB TOTAL		65,073,081.16
		LESS CANCELLED EFTs & CHEQUES		
EFT61000	24/06/2025	ONE DERLAND CONSULTING	NOMINATION & SAF LEVY FEE	-13,624.03
220891	11/06/2025	BLANK - PRINTED IN ERROR	BLANK - PRINTED IN ERROR	0.00
		SUB TOTAL		-13,624.03
		TOTAL		65,059,457.13
REPORT				
Bank Code	Bank			
		EMRC - Municipal Fund		65,059,457.13



Eastern Metropolitan Regional Council

PURCHASING CARDS AND CREDIT CARDS PAYMENTS LIST
FOR THE MONTHS OF JUNE AND JULY 2025

Cheque / EFT No	Date	Payee		Amount	EFT Amount
EFT60910	13/06/2025	WEX MOTORPASS			1,763.96
	10/05/2025	POOL VEHICLE - SPORTWAGON	ROADSIDE ASSIST	9.08	
	22/05/2025	POOL VEHICLE - SPORTWAGON	FUEL PURCHASE	64.39	
	31/05/2025	POOL VEHICLE - SPORTWAGON	MANAGEMENT FEE	4.95	
	01/05/2025	POOL VEHICLE - TOYOTA COROLLA	ROADSIDE ASSIST	9.08	
	15/05/2025	POOL VEHICLE - TOYOTA COROLLA	FUEL PURCHASE	67.53	
	31/05/2025	POOL VEHICLE - TOYOTA COROLLA	MANAGEMENT FEE	4.95	
	09/05/2025	POOL VEHICLE - IT TEAM	ROADSIDE ASSIST	6.88	
	21/05/2025	POOL VEHICLE - IT TEAM	FUEL PURCHASE	58.75	
	31/05/2025	POOL VEHICLE - IT TEAM	MANAGEMENT FEE	4.95	
	10/05/2025	COORDINATOR SALES AND MARKETING	ROADSIDE ASSIST	6.88	
	31/05/2025	COORDINATOR SALES AND MARKETING	MANAGEMENT FEE	4.95	
	28/05/2025	HAZELMERE POOL VEHICLE	ROADSIDE ASSIST	6.88	
	31/05/2025	HAZELMERE POOL VEHICLE	MANAGEMENT FEE	4.95	
	10/05/2025	HAZELMERE MINOR PLANT	FUEL PURCHASE	35.46	
	31/05/2025	HAZELMERE MINOR PLANT	MANAGEMENT FEE	4.95	
	16/05/2025	SITE SUPERVISOR	ROADSIDE ASSIST	6.88	
	31/05/2025	SITE SUPERVISOR	MANAGEMENT FEE	4.95	
	10/05/2025	MANAGER RED HILL WASTE MANAGEMENT FACILITY	ROADSIDE ASSIST	6.88	
	31/05/2025	MANAGER RED HILL WASTE MANAGEMENT FACILITY	MANAGEMENT FEE	4.95	
	10/05/2025	SITE SUPERVISOR - HZ AND BW	ROADSIDE ASSIST	6.88	
	31/05/2025	SITE SUPERVISOR - HZ AND BW	MANAGEMENT FEE	4.95	
	10/05/2025	LANDFILL SITE SUPERVISOR	ROADSIDE ASSIST	6.88	
	31/05/2025	LANDFILL SITE SUPERVISOR	MANAGEMENT FEE	4.95	
	10/05/2025	POOL VEHICLE - CADDY - SUSTAINABILITY	ROADSIDE ASSIST	9.08	
	31/05/2025	POOL VEHICLE - CADDY - SUSTAINABILITY	MANAGEMENT FEE	4.95	
	20/05/2025	SALES AND MARKETING REPRESENTATIVE 2	FUEL PURCHASE	65.03	
	24/05/2025	SALES AND MARKETING REPRESENTATIVE 2	ROADSIDE ASSIST	9.08	
	31/05/2025	SALES AND MARKETING REPRESENTATIVE 2	MANAGEMENT FEE	4.95	
	03/05/2025	SALES AND MARKETING REPRESENTATIVE 1	FUEL PURCHASE	86.10	
	12/05/2025	SALES AND MARKETING REPRESENTATIVE 1	FUEL PURCHASE	76.87	
	13/05/2025	SALES AND MARKETING REPRESENTATIVE 1	FUEL PURCHASE	32.41	
	20/05/2025	SALES AND MARKETING REPRESENTATIVE 1	FUEL PURCHASE	76.18	
	21/05/2025	SALES AND MARKETING REPRESENTATIVE 1	ROADSIDE ASSIST	9.08	
	28/05/2025	SALES AND MARKETING REPRESENTATIVE 1	FUEL PURCHASE	96.23	
	31/05/2025	SALES AND MARKETING REPRESENTATIVE 1	MANAGEMENT FEE	4.95	
	10/05/2025	MANAGER ENGINEERING	ROADSIDE ASSIST	6.88	
	31/05/2025	MANAGER ENGINEERING	MANAGEMENT FEE	4.95	
	05/05/2025	WOOD WASTE TO ENERGY TEAM	ROADSIDE ASSIST	9.08	
	31/05/2025	WOOD WASTE TO ENERGY TEAM	MANAGEMENT FEE	4.95	
	10/05/2025	SITE ENGINEER	ROADSIDE ASSIST	6.88	
	31/05/2025	SITE ENGINEER	MANAGEMENT FEE	4.95	



Eastern Metropolitan Regional Council

PURCHASING CARDS AND CREDIT CARDS PAYMENTS LIST
FOR THE MONTHS OF JUNE AND JULY 2025

Cheque / EFT No	Date	Payee		Amount	EFT Amount
	07/05/2025	COORDINATOR WORKPLACE HEALTH & SAFETY	FUEL PURCHASE	78.58	
	10/05/2025	COORDINATOR WORKPLACE HEALTH & SAFETY	ROADSIDE ASSIST	6.88	
	18/05/2025	COORDINATOR WORKPLACE HEALTH & SAFETY	FUEL PURCHASE	78.32	
	27/05/2025	COORDINATOR WORKPLACE HEALTH & SAFETY	FUEL PURCHASE	65.85	
	31/05/2025	COORDINATOR WORKPLACE HEALTH & SAFETY	MANAGEMENT FEE	4.95	
	07/05/2025	COORDINATOR TRANSPORT & ASSETS	ROADSIDE ASSIST	6.88	
	31/05/2025	COORDINATOR TRANSPORT & ASSETS	MANAGEMENT FEE	4.95	
	10/05/2025	CHIEF OPERATING OFFICER (COO)	ROADSIDE ASSIST	6.88	
	31/05/2025	CHIEF OPERATING OFFICER (COO)	MANAGEMENT FEE	4.95	
	31/05/2025	RED HILL MINOR PLANT	MANAGEMENT FEE	4.95	
	05/05/2025	WASTE ENVIRONMENT - POOL VEHICLE	FUEL PURCHASE	108.39	
	10/05/2025	WASTE ENVIRONMENT - POOL VEHICLE	ROADSIDE ASSIST	9.08	
	19/05/2025	WASTE ENVIRONMENT - POOL VEHICLE	FUEL PURCHASE	105.93	
	31/05/2025	WASTE ENVIRONMENT - POOL VEHICLE	MANAGEMENT FEE	4.95	
	10/05/2025	CHIEF FINANCIAL OFFICER (CFO)	FUEL PURCHASE	109.50	
	16/05/2025	CHIEF FINANCIAL OFFICER (CFO)	ROADSIDE ASSIST	6.88	
	18/05/2025	CHIEF FINANCIAL OFFICER (CFO)	FUEL PURCHASE	86.50	
	31/05/2025	CHIEF FINANCIAL OFFICER (CFO)	MANAGEMENT FEE	4.95	
	16/05/2025	TEAM LEADER COLLECTIONS	ROADSIDE ASSIST	6.88	
	31/05/2025	TEAM LEADER COLLECTIONS	MANAGEMENT FEE	4.95	
	16/05/2025	MANAGER OPERATIONS	ROADSIDE ASSIST	6.88	
	31/05/2025	MANAGER OPERATIONS	MANAGEMENT FEE	4.95	
	31/05/2025	HEAVY DUTY MECHANIC	MANAGEMENT FEE	4.95	
	16/05/2025	CHIEF EXECUTIVE OFFICER	ROADSIDE ASSIST	6.88	
	17/05/2025	CHIEF EXECUTIVE OFFICER	FUEL PURCHASE	75.77	
	28/05/2025	CHIEF EXECUTIVE OFFICER	FUEL PURCHASE	93.83	
	31/05/2025	CHIEF EXECUTIVE OFFICER	MANAGEMENT FEE	4.95	
EFT60934	20/06/2025	BUNNINGS GROUP LTD			2,215.37
	16/05/2025	COORDINATOR ADMINISTRATION - HAZELMERE	ASPHALT PACK	97.92	
	22/05/2025	MANAGER RED HILL WASTE MANAGEMENT FACILITY	HARDWARE SUPPLIES	593.24	
	29/05/2025	MANAGER ENGINEERING	PLANT MATERIAL	205.92	
	20/05/2025	COORDINATOR ADMINISTRATION - HAZELMERE	PLANT MATERIAL AND DUST SUPPRESSION	1,318.29	
EFT61034	30/06/2025	BUNNINGS GROUP LTD			846.08
	03/06/2025	MANAGER ENGINEERING	STORAGE TOTE	196.20	
	03/06/2025	MANAGER ENGINEERING	PLANT MATERIAL AND	404.16	
	28/05/2025	MANAGER ENGINEERING	METAL SCREWS AND STORAGE TOTE	51.60	
	27/05/2025	MANAGER OPERATIONS	RETICULATION FOR POWER POLE AREA	194.12	
EFT61220	11/07/2025	WEX MOTORPASS			1,986.56
	10/06/2025	POOL VEHICLE - SPORTWAGON	ROADSIDE ASSIST	9.08	
	30/06/2025	POOL VEHICLE - SPORTWAGON	MANAGEMENT FEE	4.95	
	01/06/2025	POOL VEHICLE - TOYOTA COROLLA	ROADSIDE ASSIST	9.08	
	30/06/2025	POOL VEHICLE - TOYOTA COROLLA	MANAGEMENT FEE	4.95	



Eastern Metropolitan Regional Council

PURCHASING CARDS AND CREDIT CARDS PAYMENTS LIST
FOR THE MONTHS OF JUNE AND JULY 2025

Cheque / EFT No	Date	Payee		Amount	EFT Amount
	09/06/2025	POOL VEHICLE - IT TEAM	ROADSIDE ASSIST	6.88	
	17/06/2025	POOL VEHICLE - IT TEAM	FUEL PURCHASE	48.46	
	30/06/2025	POOL VEHICLE - IT TEAM	MANAGEMENT FEE	4.95	
	05/06/2025	COORDINATOR SALES AND MARKETING	FUEL PURCHASE	49.85	
	10/06/2025	COORDINATOR SALES AND MARKETING	ROADSIDE ASSIST	6.88	
	30/06/2025	COORDINATOR SALES AND MARKETING	MANAGEMENT FEE	4.95	
	28/06/2025	HAZELMERE POOL VEHICLE	ROADSIDE ASSIST	9.08	
	30/06/2025	HAZELMERE POOL VEHICLE	MANAGEMENT FEE	4.95	
	30/06/2025	HAZELMERE MINOR PLANT	MANAGEMENT FEE	4.95	
	16/06/2025	SITE SUPERVISOR	ROADSIDE ASSIST	6.88	
	30/06/2025	SITE SUPERVISOR	MANAGEMENT FEE	4.95	
	10/06/2025	MANAGER RED HILL WASTE MANAGEMENT FACILITY	ROADSIDE ASSIST	6.88	
	30/06/2025	MANAGER RED HILL WASTE MANAGEMENT FACILITY	MANAGEMENT FEE	4.95	
	10/06/2025	SITE SUPERVISOR - HZ AND BW	ROADSIDE ASSIST	6.88	
	30/06/2025	SITE SUPERVISOR - HZ AND BW	MANAGEMENT FEE	4.95	
	10/06/2025	LANDFILL SITE SUPERVISOR	ROADSIDE ASSIST	6.88	
	30/06/2025	LANDFILL SITE SUPERVISOR	MANAGEMENT FEE	4.95	
	07/06/2025	POOL VEHICLE - CADDY - SUSTAINABILITY	FUEL PURCHASE	65.11	
	10/06/2025	POOL VEHICLE - CADDY - SUSTAINABILITY	ROADSIDE ASSIST	9.08	
	30/06/2025	POOL VEHICLE - CADDY - SUSTAINABILITY	MANAGEMENT FEE	4.95	
	04/06/2025	SALES AND MARKETING REPRESENTATIVE 2	FUEL PURCHASE	89.32	
	13/06/2025	SALES AND MARKETING REPRESENTATIVE 2	FUEL PURCHASE	73.18	
	24/06/2025	SALES AND MARKETING REPRESENTATIVE 2	ROADSIDE ASSIST	9.08	
	27/06/2025	SALES AND MARKETING REPRESENTATIVE 2	FUEL PURCHASE	80.93	
	30/06/2025	SALES AND MARKETING REPRESENTATIVE 2	MANAGEMENT FEE	4.95	
	06/06/2025	SALES AND MARKETING REPRESENTATIVE 1	FUEL PURCHASE	19.83	
	07/06/2025	SALES AND MARKETING REPRESENTATIVE 1	FUEL PURCHASE	83.40	
	14/06/2025	SALES AND MARKETING REPRESENTATIVE 1	FUEL PURCHASE	84.44	
	21/06/2025	SALES AND MARKETING REPRESENTATIVE 1	ROADSIDE ASSIST	9.08	
	21/06/2025	SALES AND MARKETING REPRESENTATIVE 1	FUEL PURCHASE	84.78	
	30/06/2025	SALES AND MARKETING REPRESENTATIVE 1	MANAGEMENT FEE	4.95	
	10/06/2025	MANAGER ENGINEERING	ROADSIDE ASSIST	6.88	
	30/06/2025	MANAGER ENGINEERING	MANAGEMENT FEE	4.95	
	10/06/2025	WOOD WASTE TO ENERGY TEAM	ROADSIDE ASSIST	9.08	
	30/06/2025	WOOD WASTE TO ENERGY TEAM	MANAGEMENT FEE	4.95	
	10/06/2025	SITE ENGINEER	ROADSIDE ASSIST	6.88	
	30/06/2025	SITE ENGINEER	MANAGEMENT FEE	4.95	
	09/06/2025	COORDINATOR WORKPLACE HEALTH & SAFETY	FUEL PURCHASE	69.53	
	10/06/2025	COORDINATOR WORKPLACE HEALTH & SAFETY	ROADSIDE ASSIST	6.88	
	18/06/2025	COORDINATOR WORKPLACE HEALTH & SAFETY	FUEL PURCHASE	82.27	
	27/06/2025	COORDINATOR WORKPLACE HEALTH & SAFETY	FUEL PURCHASE	83.17	
	30/06/2025	COORDINATOR WORKPLACE HEALTH & SAFETY	MANAGEMENT FEE	4.95	



Eastern Metropolitan Regional Council

PURCHASING CARDS AND CREDIT CARDS PAYMENTS LIST
FOR THE MONTHS OF JUNE AND JULY 2025

Cheque / EFT No	Date	Payee		Amount	EFT Amount
	07/06/2025	COORDINATOR TRANSPORT & ASSETS	ROADSIDE ASSIST	6.88	
	30/06/2025	COORDINATOR TRANSPORT & ASSETS	MANAGEMENT FEE	4.95	
	10/06/2025	CHIEF OPERATING OFFICER (COO)	ROADSIDE ASSIST	6.88	
	30/06/2025	CHIEF OPERATING OFFICER (COO)	MANAGEMENT FEE	4.95	
	30/06/2025	RED HILL MINOR PLANT	MANAGEMENT FEE	4.95	
	10/06/2025	WASTE ENVIRONMENT - POOL VEHICLE	ROADSIDE ASSIST	9.08	
	18/06/2025	WASTE ENVIRONMENT - POOL VEHICLE	FUEL PURCHASE	105.31	
	30/06/2025	WASTE ENVIRONMENT - POOL VEHICLE	MANAGEMENT FEE	4.95	
	31/05/2025	CHIEF FINANCIAL OFFICER (CFO)	FUEL PURCHASE	119.11	
	08/06/2025	CHIEF FINANCIAL OFFICER (CFO)	FUEL PURCHASE	79.51	
	16/06/2025	CHIEF FINANCIAL OFFICER (CFO)	ROADSIDE ASSIST	6.88	
	20/06/2025	CHIEF FINANCIAL OFFICER (CFO)	FUEL PURCHASE	131.06	
	29/06/2025	CHIEF FINANCIAL OFFICER (CFO)	FUEL PURCHASE	93.83	
	30/06/2025	CHIEF FINANCIAL OFFICER (CFO)	MANAGEMENT FEE	4.95	
	16/06/2025	TEAM LEADER COLLECTIONS	ROADSIDE ASSIST	6.88	
	30/06/2025	TEAM LEADER COLLECTIONS	MANAGEMENT FEE	4.95	
	16/06/2025	MANAGER OPERATIONS	ROADSIDE ASSIST	6.88	
	30/06/2025	MANAGER OPERATIONS	MANAGEMENT FEE	4.95	
	30/06/2025	HEAVY DUTY MECHANIC	MANAGEMENT FEE	4.95	
	30/06/2025	QUALITY OFFICER	NEW CARD	8.00	
	30/06/2025	QUALITY OFFICER	MANAGEMENT FEE	4.95	
	02/06/2025	CHIEF FINANCIAL OFFICER (CFO)	FUEL PURCHASE	60.08	
	10/06/2025	CHIEF FINANCIAL OFFICER (CFO)	FUEL PURCHASE	74.62	
	16/06/2025	CHIEF FINANCIAL OFFICER (CFO)	ROADSIDE ASSIST	6.88	
	24/06/2025	CHIEF FINANCIAL OFFICER (CFO)	FUEL PURCHASE	91.28	
	30/06/2025	CHIEF FINANCIAL OFFICER (CFO)	MANAGEMENT FEE	4.95	
EFT61246	18/07/2025	BUNNINGS GROUP LTD			608.22
	18/06/2025	MANAGER OPERATIONS	HARDWARE SUPPLIES	302.86	
	10/06/2025	MANAGER OPERATIONS	HARDWARE SUPPLIES	46.65	
	17/06/2025	MANAGER OPERATIONS	PLANT MATERIAL	68.10	
	18/06/2025	MANAGER OPERATIONS	CONNECTOR WATER KINETIC	12.92	
	24/06/2025	MANAGER OPERATIONS	FUEL CAN	77.20	
	11/06/2025	MANAGER OPERATIONS	KLEIN TOOLS	76.94	
	20/06/2025	MANAGER OPERATIONS	SUPER GLUE	23.55	
2927	16/06/2025	WBC - CORPORATE MASTERCARD - ANH VO			1,039.27
	05/05/2025	M&WA PTY LTD	STAFF AMENITIES	115.63	
	12/05/2025	COLES	STAFF AMENITIES	54.62	
	12/05/2025	M&WA PTY LTD	STAFF AMENITIES	100.29	
	13/05/2025	MASTER CHANG	STAFF CATERING	152.25	
	19/05/2025	M&WA PTY LTD	STAFF AMENITIES	162.94	
	26/05/2025	M&WA PTY LTD	STAFF AMENITIES	106.54	
	28/05/2025	DOCUMENT DYNAMIX	OFFICE SUPPLIES	421.20	



Eastern Metropolitan Regional Council
PURCHASING CARDS AND CREDIT CARDS PAYMENTS LIST
FOR THE MONTHS OF JUNE AND JULY 2025

Cheque / EFT No	Date	Payee		Amount	EFT Amount
	29/05/2025	DOCUMENT DYNAMIX	REFUND OF OFFICE SUPPLIES	-74.20	
2928	16/06/2025	WBC - CORPORATE MASTERCARD - ANNETTE NORTH			896.53
	05/05/2025	WOOLWORTHS	STAFF AMENITIES	162.79	
	12/05/2025	WOOLWORTHS	STAFF AMENITIES AND OFFICE SUPPLIES	265.23	
	14/05/2025	TENDERLINK	SUBSCRIPTIONS	133.65	
	19/05/2025	WOOLWORTHS	STAFF AMENITIES AND OFFICE SUPPLIES	255.11	
	21/05/2025	WOOLWORTHS	STAFF CATERING	79.75	
2929	16/06/2025	WBC - CORPORATE MASTERCARD - CARMEN EVE SADLEIR			2,395.00
	22/05/2025	LOCAL GOVERNMENT MT HAWTHORN	WORKSHOP	2,395.00	
2930	16/06/2025	WBC - CORPORATE MASTERCARD - DAVID SCHMIDT			1,699.03
	03/05/2025	ZOOM	SUBSCRIPTIONS	1,283.27	
	17/05/2025	OPTUS	MOBILE BROADBAND	89.00	
	26/05/2025	STARLINK	INTERNET	278.00	
	01/06/2025	GOOGLE*GSUITE	SUBSCRIPTIONS	18.48	
	02/06/2025	EXETEL PTY LTD	MOBILE BROADBAND	30.28	
2931	16/06/2025	WBC - CORPORATE MASTERCARD - ESTHER DELLA FAVORY			312.46
	09/05/2025	KALAMUNDA IGA	CATERING FOR EVENT	49.70	
	09/05/2025	KALAMUNDA IGA	REFUND OF CATERING FOR EVENT	-18.24	
	27/05/2025	NOURISH AND FEED	CATERING FOR EVENT	37.00	
	28/05/2025	WICKEDKOMBUCHA	CATERING FOR EVENT	170.00	
	30/05/2025	NOURISH AND FEED	CATERING FOR EVENT	37.00	
	30/05/2025	NOURISH AND FEED	CATERING FOR EVENT	37.00	
2932	16/06/2025	WBC - CORPORATE MASTERCARD - GANGA DEVI			3,887.48
	29/05/2025	FLUIDPRO PTY LTD	FLUIDPRO AGITATOR	3,887.48	
2933	16/06/2025	WBC - CORPORATE MASTERCARD - H LIEW			16.22
	05/05/2025	RAINE SQUARE	PARKING	16.22	
2934	16/06/2025	WBC - CORPORATE MASTERCARD - MATTHEW MACPHERSON			130.38
	12/05/2025	ZLR*S3POPUP1	STAFF TRAINING	26.37	
	16/05/2025	LIVE PAYMENTS	TAXI	73.82	
	26/05/2025	DOMO JOONDALUP	MEETING	20.05	
	27/05/2025	WILSON PARKING	PARKING	10.14	
2935	16/06/2025	WBC - CORPORATE MASTERCARD - SINEAD O'NEILL			275.95
	19/05/2025	MIDLAND AUTO ONE	PLANT MAINTENANCE	275.95	
2936	16/06/2025	WBC - CORPORATE MASTERCARD - T BEINHAEUER			1,460.80
	07/05/2025	COLES	STAFF AMENITIES AND OFFICE SUPPLIES	164.38	
	09/05/2025	SUPER CHEAP AUTO	WORKSHOP	58.14	
	13/05/2025	COLES	STAFF AMENITIES AND OFFICE SUPPLIES	149.12	
	14/05/2025	VIBE	TREE PLANTING SUPPLIES	39.95	
	16/05/2025	AMD	TREE PLANTING SUPPLIES	26.00	
	22/05/2025	COLES	STAFF AMENITIES	108.87	
	22/05/2025	MALAGA WELDING	PLANT REPAIRS AND MAINTENANCE	615.62	
	28/05/2025	COLES	STAFF AMENITIES AND OFFICE SUPPLIES	119.72	



Eastern Metropolitan Regional Council
PURCHASING CARDS AND CREDIT CARDS PAYMENTS LIST
FOR THE MONTHS OF JUNE AND JULY 2025

Cheque / EFT No	Date	Payee		Amount	EFT Amount
	28/05/2025	THE GOOD GUYS	TOASTER	179.00	
2937	16/06/2025	WBC - CORPORATE MASTERCARD - T ECKSTEIN			523.98
	12/05/2025	SEE JOO JAMIE	FLOWERS FOR STAFF	140.00	
	15/05/2025	COSTCO	KITCHEN SUPPLIES	39.98	
	21/05/2025	BUNNINGS	STAFF RECOGNITION AWARD	100.00	
	29/05/2025	NESPRESSO	KITCHEN SUPPLIES	244.00	
2938	16/06/2025	WBC - CORPORATE MASTERCARD - W HARRIS			2,037.41
	07/05/2025	EB* THINKING	STAFF TRAINING	1,138.06	
	12/05/2025	BUNNINGS	GLOVES	36.00	
	13/05/2025	563PIN*HIRE KING	CHAIRS HIRE FOR EVENT	253.75	
	14/05/2025	WANEWS	MONTHLY SUBSCRIPTION	32.00	
	15/05/2025	FAIRFAX SUBSCRIPTION	MONTHLY SUBSCRIPTION	69.99	
	15/05/2025	INTUIT MAILCHIMP	MONTHLY SUBSCRIPTION	98.61	
	21/05/2025	JUST CAREERS TRAINING	STAFF TRAINING	409.00	
2939	16/06/2025	WBC - CORPORATE MASTERCARD - Z WILLIAMSON			208.11
	26/05/2025	WOOLWORTHS	STAFF AMENITIES	208.11	
2953	15/07/2025	WBC - CORPORATE MASTERCARD - A PATEL			17.00
	02/07/2025	CARD FEE	CARD FEE	17.00	
2954	15/07/2025	WBC - CORPORATE MASTERCARD - ANH VO			2,274.00
	04/06/2025	M&WA PTY LTD	STAFF AMENITIES	104.95	
	09/06/2025	SQ *7GRAMS PERTH	STAFF RECOGNITION SERVICE	229.50	
	10/06/2025	M&WA PTY LTD	STAFF AMENITIES	146.17	
	12/06/2025	M&WA PTY LTD	STAFF RECOGNITION SERVICE	77.91	
	12/06/2025	M&WA PTY LTD	STAFF RECOGNITION SERVICE	0.50	
	16/06/2025	FIVE SEASONS	STAFF AMENITIES	88.85	
	18/06/2025	SPUD SHED	STAFF AMENITIES	22.94	
	19/06/2025	LANE WORKSAFE PTY LTD	ORAL FLUID DRUG TESTS	1,072.50	
	23/06/2025	M&WA PTY LTD	STAFF AMENITIES	74.18	
	23/06/2025	M&WA PTY LTD	STAFF AMENITIES	3.09	
	24/06/2025	M&WA PTY LTD	STAFF AMENITIES	10.17	
	26/06/2025	DEPARTMENT OF TRANSPORT	VEHICLE REGISTRATION	228.45	
	30/06/2025	MCQ SUPERMARKET	STAFF AMENITIES	158.31	
	30/06/2025	M&WA PTY LTD	STAFF AMENITIES	19.14	
	02/07/2025	M&WA PTY LTD	STAFF AMENITIES	20.34	
	02/07/2025	CARD FEE	CARD FEE	17.00	
2955	15/07/2025	WBC - CORPORATE MASTERCARD - ANNETTE NORTH			851.28
	16/06/2025	TENDERLINK COM	SUBSCRIPTIONS	133.65	
	24/06/2025	SPUD SHED	STAFF RECOGNITION SERVICE	196.72	
	24/06/2025	MIDWEST BEEF PROCESSOR	STAFF RECOGNITION SERVICE	49.51	
	24/06/2025	WOOLWORTHS	STAFF CATERING	74.00	
	26/06/2025	WOOLWORTHS	STAFF CATERING	40.40	
	26/06/2025	CASA LEVY	SUBSCRIPTIONS	40.00	



Eastern Metropolitan Regional Council

PURCHASING CARDS AND CREDIT CARDS PAYMENTS LIST
FOR THE MONTHS OF JUNE AND JULY 2025

Cheque / EFT No	Date	Payee		Amount	EFT Amount
	27/06/2025	BUNNINGS	STAFF RECOGNITION SERVICE	300.00	
	02/07/2025	CARD FEE	CARD FEE	17.00	
2956	15/07/2025	WBC - CORPORATE MASTERCARD - CARMEN EVE SADLEIR			2,454.60
	23/06/2025	SP TITAN SAFETY	STORAGE CABINET	2,437.60	
	02/07/2025	CARD FEE	CARD FEE	17.00	
2957	15/07/2025	WBC - CORPORATE MASTERCARD - DAVID SCHMIDT			1,544.44
	04/06/2025	ZOOM.COM	SUBSCRIPTIONS	57.68	
	17/06/2025	SURVEY MONKEY CORE	SUBSCRIPTIONS	775.30	
	18/06/2025	OPTUS BILLING	MOBILE BROADBAND	89.00	
	27/06/2025	STARLINK INTERNET	INTERNET	278.00	
	30/06/2025	AMAZON AU RETAIL	IT SUPPLIES	279.00	
	01/07/2025	EXETEL PTY LTD	MOBILE BROADBAND	29.98	
	02/07/2025	GOOGLE*GSUITE	SUBSCRIPTIONS	18.48	
	02/07/2025	CARD FEE	CARD FEE	17.00	
2958	15/07/2025	WBC - CORPORATE MASTERCARD - GANGA DEVI			17.00
	02/07/2025	CARD FEE	CARD FEE	17.00	
2959	15/07/2025	WBC - CORPORATE MASTERCARD - H LIEW			17.00
	02/07/2025	CARD FEE	CARD FEE	17.00	
2960	15/07/2025	WBC - CORPORATE MASTERCARD - K NAKHONTHAT			4,364.80
	12/06/2025	MICROSOFT* STORE	IT EQUIPMENT	309.95	
	30/06/2025	MICROSOFT* STORE	IT EQUIPMENT	3,828.85	
	01/07/2025	MICROSOFT* STORE	IT EQUIPMENT	209.00	
	02/07/2025	CARD FEE	CARD FEE	17.00	
2961	15/07/2025	WBC - CORPORATE MASTERCARD - M DAVIES			545.68
	20/06/2025	TUTT BRYANT EQUIP	PLANT MAINTENANCE	528.68	
	02/07/2025	CARD FEE	CARD FEE	17.00	
2962	15/07/2025	WBC - CORPORATE MASTERCARD - MARCUS GEISLER			17.00
	02/07/2025	CARD FEE	CARD FEE	17.00	
2963	15/07/2025	WBC - CORPORATE MASTERCARD - MATTHEW MACPHERSON			17.00
	02/07/2025	CARD FEE	CARD FEE	17.00	
2964	15/07/2025	WBC - CORPORATE MASTERCARD - S FITZPATRICK			17.00
	02/07/2025	CARD FEE	CARD FEE	17.00	
2965	15/07/2025	WBC - CORPORATE MASTERCARD - SINEAD O'NEILL			82.50
	20/06/2025	OFFICEWORKS	OFFICE SUPPLIES	65.50	
	02/07/2025	CARD FEE	CARD FEE	17.00	
2966	15/07/2025	WBC - CORPORATE MASTERCARD - T BEINHAEUER			1,496.41
	03/06/2025	COLES	STAFF RECOGNITION SERVICE	300.00	
	04/06/2025	PATEL & PATEL BROTHERS	STAFF RECOGNITION SERVICE	208.75	
	05/06/2025	COLES	STAFF AMENITIES AND OFFICE SUPPLIES	143.04	
	11/06/2025	COLES	STAFF AMENITIES AND OFFICE SUPPLIES	105.98	
	18/06/2025	COLES	STAFF AMENITIES AND OFFICE SUPPLIES	190.18	
	19/06/2025	CHEMIST WAREHOUSE	SAFETY SUPPLIES	159.98	



Eastern Metropolitan Regional Council
PURCHASING CARDS AND CREDIT CARDS PAYMENTS LIST
FOR THE MONTHS OF JUNE AND JULY 2025

Cheque / EFT No	Date	Payee	Amount	EFT Amount
	30/06/2025	AGPARTS WAREHOUSE	PLANT MAINTENANCE	79.00
	02/07/2025	COLES	STAFF AMENITIES AND OFFICE SUPPLIES	193.48
	02/07/2025	OFFICEWORKS	IT SUPPLIES	99.00
	02/07/2025	CARD FEE	CARD FEE	17.00
2967	15/07/2025	WBC - CORPORATE MASTERCARD - T ECKSTEIN		3,028.90
	20/06/2025	BELMONT ORIENTAL	STAFF RECOGNITION SERVICE	170.00
	20/06/2025	BELMONT ORIENTAL	STAFF AMENITIES	28.75
	20/06/2025	MISS MAUD	STAFF RECOGNITION SERVICE	51.95
	25/06/2025	GRILLD PTY LTD	CEO WORKING LUNCH MEETING	99.20
	26/06/2025	COLES	STAFF RECOGNITION SERVICE	500.00
	26/06/2025	COLES	STAFF RECOGNITION AWARD	300.00
	27/06/2025	GRILLD PTY LTD	CEO WORKING LUNCH MEETING	104.00
	01/07/2025	COMPANY DIRECTOR	MEMBERSHIP	750.00
	02/07/2025	THE INSTITUTION OF E BARTON	MEMBERSHIP	315.00
	02/07/2025	IPWEA	MEMBERSHIP	693.00
	02/07/2025	CARD FEE	CARD FEE	17.00
2968	15/07/2025	WBC - CORPORATE MASTERCARD - TIM CRAINE		17.00
	02/07/2025	CARD FEE	CARD FEE	17.00
2969	15/07/2025	WBC - CORPORATE MASTERCARD - W HARRIS		593.29
	04/06/2025	UDEMY	STAFF COURSE TRAINING	111.20
	09/06/2025	563PIN* HIRE KING	REFUND OF CHAIRS HIRE FOR EVENT	-100.00
	12/06/2025	WANEWSDTI	MONTHLY SUBSCRIPTION	32.00
	16/06/2025	INTUIT MAILCHIMP	MONTHLY SUBSCRIPTION	98.10
	16/06/2025	FAIRFAX SUBSCRIPTION	MONTHLY SUBSCRIPTION	69.99
	23/06/2025	NEWSXPRESS CARRAMAR	STAFF FAREWELL CARDS	30.27
	24/06/2025	FACEBK	ADVERTISING	304.15
	30/06/2025	SQSP* INV188065922	SUBSCRIPTIONS	30.58
	02/07/2025	CARD FEE	CARD FEE	17.00
2970	15/07/2025	WBC - CORPORATE MASTERCARD - Z WILLIAMSON		2,197.14
	03/06/2025	WOOLWORTHS	STAFF AMENITIES AND OFFICE SUPPLIES	292.01
	03/06/2025	WOOLWORTHS	REFUND OF STAFF AMENITIES	-8.80
	09/06/2025	WOOLWORTHS	STAFF AMENITIES AND OFFICE SUPPLIES	260.02
	12/06/2025	TRACS QLD PTY LTD	PLANT MAINTENANCE	826.53
	16/06/2025	WOOLWORTHS	STAFF AMENITIES AND OFFICE SUPPLIES	266.50
	17/06/2025	DOMINOS ESTORE MIDLAND	STAFF CATERING	134.99
	23/06/2025	WOOLWORTHS	STAFF AMENITIES AND OFFICE SUPPLIES	182.89
	30/06/2025	WOOLWORTHS	STAFF AMENITIES AND OFFICE SUPPLIES	226.00
	02/07/2025	CARD FEE	CARD FEE	17.00
		TOTAL		41,854.85



14.2 FINANCIAL REPORT FOR THE PERIOD ENDING 30 JUNE 2025

D2025/17292

PURPOSE OF REPORT

The purpose of this report is to provide Council with an overview of the EMRC's financial performance for the period ended 30 June 2025.

KEY POINT(S)

- Significant year to date budget variances greater than 10% or \$20,000, whichever is the greater, within each nature and type category on the Statement of Comprehensive Income as at 30 June 2025 have been identified and are reported on in the body of the report.
- The Financial Reports are unaudited and may be subject to amendments as a result of any audit adjustments.

RECOMMENDATION(S)

That Council receives the Statement of Comprehensive Income, Capital Expenditure Statement, Statement of Financial Position, Statement of Cash and Investments, Statement of Financial Activity and the Investment Report for the period ended 30 June 2025.

SOURCE OF REPORT

Employee Disclosure under s.5.70 of the *Local Government Act 1995*:

Author(s)	Manager Financial Services	Nil
Responsible Officer	Chief Financial Officer	Nil

BACKGROUND

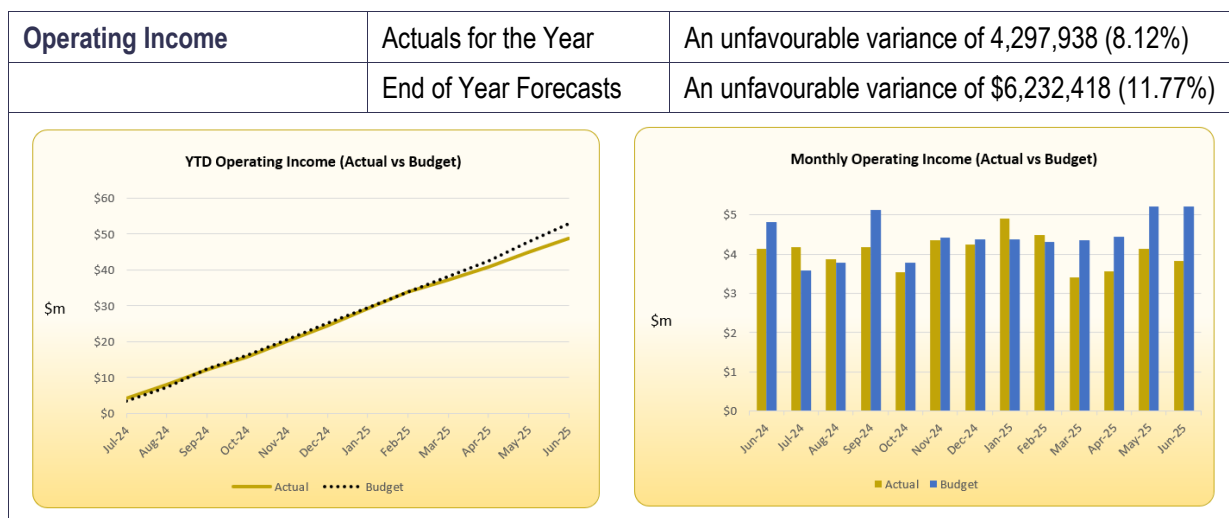
- 1 It is a requirement of the *Local Government (Financial Management) Regulations 1996* (r.34) that a Local Government is to prepare and present to Council financial reports in such a form as the Local Government considers to be appropriate.
- 2 Submitted to each meeting of Council is a financial report and summaries which provide an overview of year to date budget performance for operating activities and capital works. Variances greater than 10% or \$20,000, whichever is the greater, within each nature and type category on the Statement of Comprehensive Income are reported on in the body of the report. Also included are end of year forecasts by nature and type for operating activities and end of year forecasts for each capital works project. These forecasts are reviewed regularly in order to provide an accurate forecast of the end of year result.

REPORT

- 3 Outlined below are financial statements for the period ended 30 June 2025. Where possible the year to date monthly budget allocations will be reviewed in order to match the appropriate timing for the various projects budgeted to be undertaken. This will provide a better comparison between the year to date actual and year to date budget figures.

Statement of Comprehensive Income - Nature and Type (refer Attachment 1)

- 4 The net operating result as at 30 June 2025 is an unfavourable variance of \$13,041,636 (668.40%) against budget. The following information is provided on key aspects of Council's year to date financial performance:



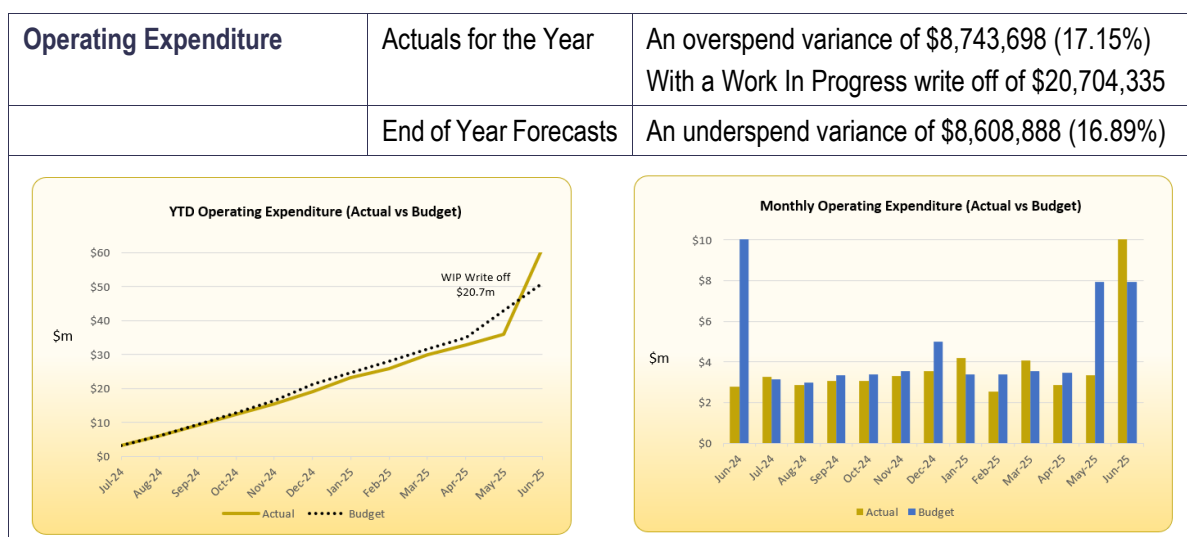
Operating Income Variances Previously Reported to Council

- 5 The full year Net User Charges of \$36,833,478 is below the budget by \$5,956,859 (13.92%). The variance is attributed to lower Class IV tonnages received than anticipated.
- 6 The full year forecast for Net User Charges is below the annual budget by \$8,283,126 (19.36%). This variance is attributable to lower than budgeted tonnages forecast on Class IV waste to be disposed at the RHWMF.
- 7 The full year Special Charges of \$741,238 is below the budget by \$92,168 (11.06%). This variance is due to lower Class III tonnages received from Member Councils resulting in lower Comprehensive Waste Education Strategy (CWES) levy received from Member Councils.
- 8 The full year forecast for Special Charges is below the annual budget by \$130,206 (15.62%). This variance is attributable to lower than budgeted tonnages forecast of Class III to be received from Member Councils. This is due to the commencement of FOGO.
- 9 The full year Secondary Waste Charge is below the budget by \$562,060 (47.58%). Following the resolution of the council meeting on 22 August 2024, the Secondary Waste Charge has been temporarily suspended from 1 September 2024. Subsequently, at the council meeting on 27 March 2025, it was decided that the Secondary Waste Charge would be permanently discontinued. This has resulted in the Secondary Waste Charge being below budget.
- 10 The full year forecast for the Secondary Waste Charge is below the annual budget by \$562,059 (47.58%). This is due to the temporarily suspense of the Secondary Waste Charge from 1 September 2024 until the end of the 2024/2025 financial year following the resolution of the Council meeting on 22 August 2024.
- 11 The full year Interest on Municipal Cash Investments of \$1,605,661 is above the budget by \$1,443,093 (887.69%) due to the higher investment rate achieved (4.92% average interest vs 4.43% budgeted) and higher available funds for investments.
- 12 The full year forecast for Interest on Municipal Cash Investments has been forecast to be above the budget by \$1,482,012 (911.63%) due to the higher in investment rates achieved during the year and the higher available funds for investments.

- 13 The full year Interest on Restricted Cash Investments of \$2,237,213 is above the budget by \$919,757 (69.81%). The variance is attributed to a higher balance in Restricted Cash Investments.
- 14 The full year forecast for Interest on Restricted Cash Investments has been forecast to be above the budget by \$728,036 (55.26%). The variance is attributed to movements in restricted reserves and a higher balance in Restricted Cash Investments.
- 15 The full year Proceeds from Sales of Assets of \$201,500 is below the budget by \$123,500 (38%) mainly attributed to the timing of plant and fleet vehicle disposals.
- 16 The full year forecast for Proceeds from Sale of Assets of \$140,591 has been forecast to be \$184,409 (56.74%) below the budget of \$325,000. This variance relates to the timing on the disposal of fleet vehicles.

Operating Income Variances not previously reported to Council

- 17 There were no further significant Operating Income variances as at 30 June 2025.



Operating Expenditure Variances Previously Reported to Council

- 18 The full year Salary Expenses of \$15,013,184 is \$1,777,102 (10.58%) below the budget. This variance relates to budgeted positions yet to be filled together with unfilled vacant positions.
- 19 The full year forecast for Salary Expenses is below the annual budget by \$1,920,372 (11.44%). The variance is attributable to the timing of filling vacant positions and budgeted positions that will not to be filled by year end.
- 20 The full year Contract Expenses is \$1,766,624 (15.37%) lower than the budget. The variance is due to lower consulting fees spent (\$807,966) and lower contract material and labour expenses spent in Waste Transfer Station (\$1,580,491) compared to the budgeted amounts. This was offset by an increase in labour hire expenses (\$774,294) due to unfilled vacant positions under Salary Expenses.
- 21 The full year Material Expenses of \$1,729,882 is \$334,827 (16.22%) lower than budget of \$2,064,709 due to the timing of variance projects from different business units. Areas where the expenditures are lower than budget for various business units include the Office of the CEO (\$115,260), Business Support (\$102,771), Sustainability (\$70,279) and Operations (\$46,517).
- 22 The full year Fuel Expenses of \$1,601,133 is \$388,285 (19.52%) below the budget. The variance is attributed to lower purchase price of diesel fuel compared to budget.

- 23 The full year forecast for Interest Expenses is \$280,254 above the budget. The variance is attributable to the adjustment in the estimated unwinding of discount on Post Closure and Site Rehabilitation Provisions in response to the change in the Consumer Price Index (CPI).
- 24 The full year Insurance Expenses is \$215,777 (35.34%) above the budget of \$610,639 due to adjustment charges received for insurance premium for Waste Transfer Station from previous financial year.
- 25 The full year forecast for Insurance Expenses is \$239,039 above the budget of \$610,639. The variance is due to an additional insurance premium required for Waste Transfer Station.
- 26 The full year Depreciation Expenses of \$7,341,142 is \$1,878,559 (34.39%) above the budget. The major variance relates to the higher cell usage as a result of additional commercial and non-member Council tonnages received.
- 27 The full year Miscellaneous Expenses is below the budget by \$9,643,286 (86.25%). The primary variances pertain to the gate fee payments to East Rockingham Waste to Energy. The project delay has resulted in a delayed in gate fee payments.
- 28 The full year forecast for Miscellaneous Expenses has been forecast to be \$9,405,589 (84.12%) below the budget of \$11,180,783. The principal variances are due to lower than budgeted expenditure in the following areas:
- Disposal charges associated with the East Rockingham Waste to Energy Project (ERWTE) by \$8.99m;
 - Software acquisition expenses by \$148k due to the requirements of new system are not essential to our current operations;
 - Council rates and charges expenses by \$53k;
 - Internet service provider expenses by \$51k;
 - Airfare and travel expenses by \$49k; and
 - Accommodation and meal expenses by \$39k.
- This is offset by Miscellaneous Expenses higher than budget in the following areas:
- Membership and subscription expenses of \$18k.
- 29 The full year forecast for Provision Expenses is \$1,787,374 above the budget of \$617,260. The variance relates to the adjustment in the estimated of future value of Post Closure and Site Rehabilitation Provisions in response to the change in the Consumer Price Index (CPI) and the updated costs following the recent review.
- 30 The full year Carrying Amount of Assets Disposal of \$482,758 is above the budget by \$230,997 (91.75%) mainly attributed to the timing of plant and fleet vehicle disposals.
- 31 The full year forecast for Carrying Amount of Assets Disposal of \$180,615 has been forecast to be \$71,146 (28.26%) below the budget of \$251,761. This variance relates to the timing on the disposal of fleet vehicles.

Operating Expenditure Variances not previously reported to Council

- 32 The Work-In-Progress write off of \$20,704,335 is related to capital projects that has been cancelled or deferred to a near future date without a definitive timeframe.
- 33 There were no further significant Operating Expenditure variances as at 30 June 2025.

Other Comprehensive Income	Actuals for the Year	An adjustment of \$23,584,618
	End of Year Forecasts	An adjustment of \$12,238,929

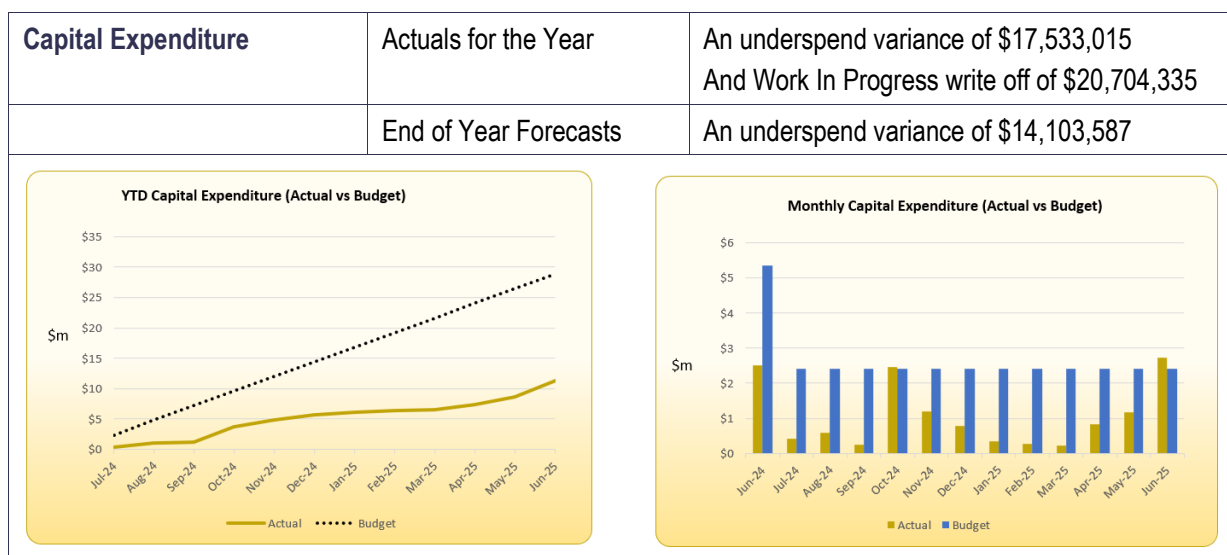
34 The full year forecast for Revaluation of Assets/Accumulated Depreciation Reversal is \$12,238,929 above the budget. The variance is attributable to the adjustment in the estimated costs on Post Closure and Site Rehabilitation Provisions following the recent review in accordance with the 4 year cycle as adopted by the Council.

Other Comprehensive Income Variances not previously reported to Council

35 The adjustment on Revaluation of Assets/ Accumulated Depreciation Reversal of \$23,584,618 is related to the asset revaluations that are required for the year end in accordance with Council policy 3.1 for Annual Financial Reporting Policy and *Local Government (Financial Management) Regulations 1996 (r.17A(4))*.

36 There were no significant Other Comprehensive Income variances as at 30 June 2025.

Capital Expenditure Statement (refer Attachment 2)



Capital Expenditure Variances

37 The full year underspend variance of 17,533,015 existed as at 30 June 2025 when compared to the budget of \$28,834,724.

38 The full year Capital expenditure totalling \$11,301,709 with the major capital expenditure being undertaken on the following:

- Construct Class III Cell Stage 18 - RHWMF - \$3,061,626;
- Purchase / Replace Plant - RHWMF - \$1,951,327
- Construct Class III Cell Stage 17 - RHWMF - \$1,650,404;
- Purchase / Replace Plant - HRRP - \$812,940;
- Gas Extraction System Wells - RHWMF - \$716,474;
- Construct Wood Waste to Energy Building – HRRP - \$594,497;
- Purchase FOGO Processing Plant - RHWMF - \$427,732;
- Wood Waste to Energy Utilities/Infrastructure - HRRP - \$328,088;
- Purchase / Replace Other Equipment - RHWMF - \$215,807;
- Purchase / Replace Vehicles - RHWMF - \$199,338;

- FOGO Picking Station - RHWMF - \$167,172;
 - Sewer Line connection to Talloman - HRRP - \$165,458;
 - Construct Wheel wash Bath - RHWMF - \$144,868;
 - Construct Waste Transfer Station - HRRP - \$131,628;
 - Purchase Information Technology & Communication Equipment – Councillors - \$113,684;
 - Purchase Vehicles - Ascot - \$110,066;
 - Construct Storage Bunkers for Wood Fines (QA process) - HRRP - \$99,154;
 - Purchase / Replace Minor Plant and Equipment - HRRP - \$80,930; and
 - Purchase / Replace Minor Plant and Equipment - RHWMF - \$71,866.
- 39 The Work-In-Progress write off of \$20,704,335 has resulted in a deficit of \$9,402,626 on Capital Expenditure Statement.
- 40 Full Year Capital Expenditure has been forecast to be \$14,103,587 (48.91%) below the budget of \$28,834,724.
- 41 Significant reductions to capital budgets where savings have been achieved, or where project expenditure has been deferred due to delays and/or carried forward or not required include the following:
- Air Pollution Control Residue Facility and Plant (APCR) – RHWMF - \$3,927,815 (c/fwd);
 - Construct Class III Cell Stage 18 – RHWMF - \$2,150,000 (c/fwd);
 - Install Power Supply to Lots 8 9 & 10 – RHWMF - \$1,500,000 (c/fwd);
 - Purchase / Replace Plant – HRRP - \$1,199,749 (c/fwd);
 - Air Pollution Control Residue Facility (APCR) Plant & Equipment – RHWMF - \$1,074,000 (c/fwd);
 - Purchase Evaporators - Solar Generator – RHWMF - \$900,000 (c/fwd);
 - Construct Wood Waste to Energy Dry Char Storage Facility – HRRP - \$520,000;
 - Regional Waste Collection Project - Bulk Verge for Bassendean and Mundaring – HRRP - \$510,000;
 - Construct Leachate and Stormwaste Infrastructure and Siltation Ponds – RHWMF - \$475,000 (c/fwd);
 - Construct Access Road to Lots 8 9 10 – RHWMF - \$330,000 (c/fwd);
 - Purchase Wheel Wash – RHWMF - \$250,000;
 - Purchase Vehicles - Ascot Place (Electric Vehicles) - \$250,000;
 - Construct Roads / Carparks – RHWMF - \$250,000 (c/fwd);
 - Purchase Information Technology & Communication Equipment - \$237,000 (c/fwd);
 - Construct Waste Management Facility Buildings – RHWMF - \$220,000;
 - Construct Drainage Works to Lots 8 9 10 – RHWMF - \$213,969 (c/fwd);
 - Purchase Wood Waste to Energy Plant & Equipment – HRRP - \$200,000 (c/fwd);
 - Wood Waste to Energy Utilities/Infrastructure – HRRP - \$200,000 (c/fwd);
 - Implementation of the FOGO Recovery Strategy - \$196,822;
 - Purchase / Replace Minor Plant and Equipment – RHWMF - \$189,000;
 - Regional Waste Collection Project - Plant Purchases – HRRP - \$173,246;

- Design and Construct Air Pollution Control Residue Facility (APCR) Monocell – RHWMF - \$150,000 (c/fwd);
 - Construct New Power Station – RHWMF - \$150,000 (c/fwd);
 - Wood Waste to Energy Plant - Fire Protection – HRRP - \$150,000 (c/fwd);
 - Purchase / Replace Vehicles – RHWMF - \$142,530 (c/fwd);
 - Construct Waste Transfer Station – HRRP - \$130,000;
 - Purchase Gas Analyser (Methane) – RHWMF - \$100,000;
 - Red Hill Project - Others/ Emergency - \$100,000;
 - Noise Barrier for Hammer Mill – HRRP - \$100,000 (c/fwd);
 - Develop Lots 8 9 & 10 For Future Waste Activities) – RHWMF - \$100,000 (c/fwd);
 - Construct Drainage Diversion and Earthworks Infrastructures – RHWMF - \$100,000 (c/fwd); and
 - Construct Monitoring Bores – RHWMF - \$99,300 (c/fwd).
- 42 This is offset by an increase in the following Capital Expenditure budget provision (including new projects) following a review of the capital expenditure program:
- Construct Class III Cell Stage 17 – RHWMF - \$1,676,412;
- 43 At its meeting on 22 February 2024, Council approved additional budget funding for the construction of Stage 17 landfill cell. The full approved fund was not spent by the end of 2023/2024 and the remaining amount has been carried forward as an adjustment in 2024/2025 forecast.
- Purchase / Replace Plant – RHWMF - \$251,328;
- 44 The delivery of landfill compactor was delayed until 2024/2025 and the cost that was budgeted in 2023/2024 is required to be carried forward as an adjustment in 2024/2025 forecast.
- Gas Extraction System Wells – RHWMF - \$200,000;
- 45 The further funds are required due to the additional waste tonnages received at Red Hill. As a result, the cell has been completed earlier than expected which includes gas well installation.
- Construct Wheel Wash Bath – RHWMF - \$200,000;
- 46 The fund for Construct Wheel Wash Bath was budgeted under an account for Purchase Wheel Wash. However, once the installation was completed, the asset was reclassified as infrastructure.
- Purchase / Replace Other Equipment – RHWMF - \$139,000; and
- 47 The upgrade work to the electrical switch board of the main leachate pond was delayed until July 2024; therefore, the cost that was budgeted in 2023/2024 is required to be carried forward as an adjustment in 2024/2025 forecast.
- Sewer Line connection to Talloman – HRRP - \$120,000.
- 48 The remaining work for the sewer line connection has continued into 2024/2025 due to the delay from the supplier. Therefore, the cost that was budgeted in 2023/2024 is required to be carried forward as an adjustment in 2024/2025 forecast.

Statement of Financial Position (refer Attachment 3)

49 The Statement of Financial Position shows the overall impact of actual balances compared with budget provisions and end of year forecasts for operating and capital works activities.

50 Total Equity as at 30 June 2025 totals \$177,233,088. This is an increase of \$18,693,620 from the 30 June 2024 equity of \$158,539,468.

51 The increase is from the surplus result of \$13,911,227 from the Comprehensive Income Statement as at 30 June 2025 and an adjusted discount of \$4,782,393 from the valuation of the payout of equity shares.

52 It has been forecasted that Total Equity as at 30 June 2025 will be below the original budget of \$160,635,222 by \$5,080,065.

Statement of Cash and Investments (refer Attachment 4)

53 The level of cash and investments in the Municipal Fund as at 30 June 2025 is \$6,576,581 and Restricted Cash amount to \$67,230,636.

54 The net movement for the month is an increase of \$635,898.

55 It has been forecasted that Total Cash and Investment as at 30 June 2025 will be above the original budget of \$27,205,790 by \$22,894,626.

Statement of Financial Activity (refer Attachment 5)

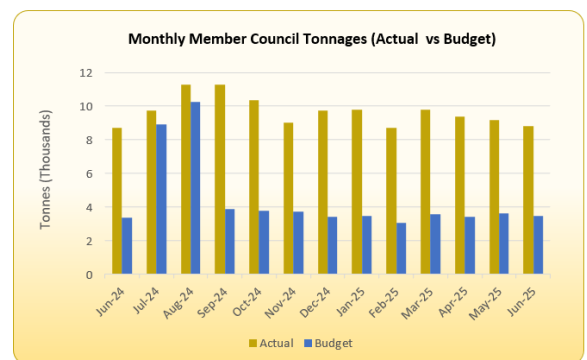
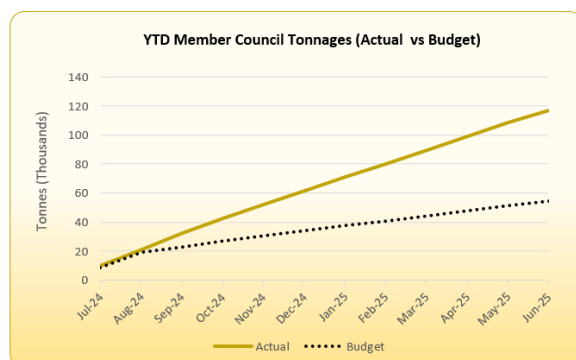
56 The Statement of Financial Activity combines information from other report to include Operating Revenue and Expenditure, Capital Income and Expenditure, and transfers to and from reserves.

57 The explanation of material variances can be found in the paragraphs under the "Statement of Comprehensive Income - Nature and Type" section.

Investment Report (refer Attachment 6)

58 Term deposits valued at \$13,000,000 matured during June 2025 and the entire amount was reinvested into further term deposits.

Red Hill Tonnages - Member Councils

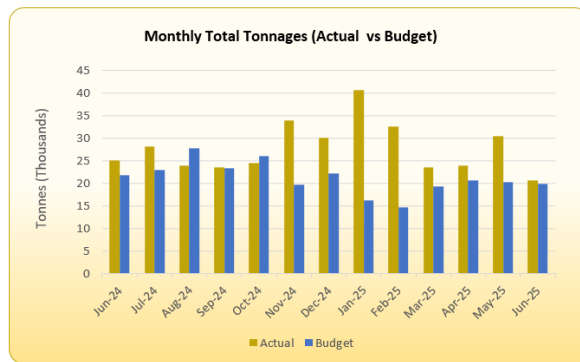
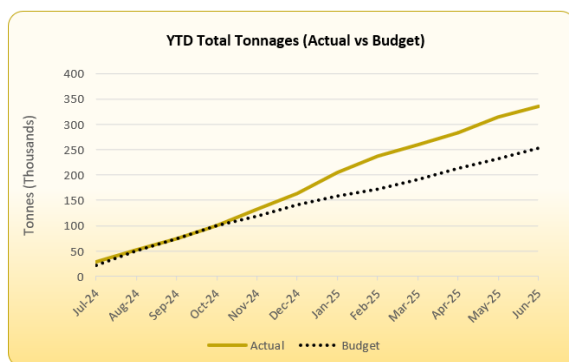


59 Tonnages received from Member Councils at Red Hill Waste Management Facility were 116,989 tonnes compared to the budget of 54,616 tonnes.

60 This compared with 107,387 tonnes in the previous corresponding period. The main variance is due to additional FOGO tonnages received from Shire of Mundaring and City of Swan.

61 The additional tonnages were also received from member Councils due to the delay in the East Rockingham Waste to Energy project.

Red Hill Tonnages – Total Tonnages



62 Total Red Hill tonnages received from all sources were 335,122 tonnes compared to the budget of 252,633 tonnes. The current percentage between commercial customers and member Council is 65.09% and 34.91% respectively.

63 Over the same period in 2023/2024 tonnages received from all sources totalled 362,000 tonnes.

STRATEGIC/POLICY IMPLICATIONS

64 Reporting on EMRC Strategic Policy implications align with the revised Strategic Plan 2017-2027 and the Sustainability Strategy.

FINANCIAL IMPLICATIONS

65 As outlined within the report and attachments.

SUSTAINABILITY IMPLICATIONS

66 Nil

RISK MANAGEMENT

Risk – Non-Compliance with Financial Regulations		
Consequence	Likelihood	Rating
Moderate	Unlikely	Moderate
Action/Strategy		
<ul style="list-style-type: none"> ➤ The financial report is scrutinised by the EMRC Council to ensure that all statutory requirements are met. ➤ Internal Audit reviews to ensure compliance with Financial Regulations. ➤ External Audit confirms compliance. 		



MEMBER COUNCIL IMPLICATIONS

Member Council	Implication Details
Town of Bassendean	} Nil
City of Bayswater	

ATTACHMENT(S)

1. Statement of Comprehensive Income by Nature and Type (D2025/17403)
2. Capital Expenditure Statement (D2025/17404)
3. Statement of Financial Position (D2025/17405)
4. Statement of Cash and Investments (D2025/17406)
5. Statement of Financial Activity (D2025/17407)
6. Investment Report (D2025/17408)

VOTING REQUIREMENT

Simple Majority

RECOMMENDATION(S)

That Council receives the Statement of Comprehensive Income, Capital Expenditure Statement, Statement of Financial Position, Statement of Cash and Investments, Statement of Financial Activity and the Investment Report for the period ended 30 June 2025.

COUNCIL RESOLUTION(S)

MOVED

SECONDED



UNAUDITED STATEMENT OF COMPREHENSIVE INCOME

Nature and Type

Year to Date			June 2025		Full Year		
Actual	Budget	Variance		Forecast	Budget	Variance	
Operating Income							
\$60,385,628	\$61,982,317	(\$1,596,689)	(U)	\$58,945,349	\$61,982,317	(\$3,036,968)	(U)
(\$23,552,150)	(\$19,191,980)	(\$4,360,170)	(U)	(\$24,438,138)	(\$19,191,980)	(\$5,246,158)	(U)
\$36,833,478	\$42,790,337	(\$5,956,859)	(U)	\$34,507,211	\$42,790,337	(\$8,283,126)	(U)
\$741,238	\$833,406	(\$92,168)	(U)	\$703,200	\$833,406	(\$130,206)	(U)
\$619,322	\$1,181,382	(\$562,060)	(U)	\$619,323	\$1,181,382	(\$562,059)	(U)
\$93,104	\$88,726	\$4,378	(F)	\$83,128	\$88,726	(\$5,598)	(U)
\$137,300	\$128,300	\$9,000	(F)	\$116,400	\$128,300	(\$11,900)	(U)
\$1,605,661	\$162,568	\$1,443,093	(F)	\$1,644,580	\$162,568	\$1,482,012	(F)
\$2,237,213	\$1,317,456	\$919,757	(F)	\$2,045,492	\$1,317,456	\$728,036	(F)
\$2,225,576	\$2,053,456	\$172,120	(F)	\$2,508,075	\$2,053,456	\$454,619	(F)
\$3,938,306	\$4,050,005	(\$111,699)	(U)	\$4,330,218	\$4,050,005	\$280,213	(F)
\$201,500	\$325,000	(\$123,500)	(U)	\$140,591	\$325,000	(\$184,409)	(U)
\$48,632,698	\$52,930,636	(\$4,297,938)	(U)	\$46,698,218	\$52,930,636	(\$6,232,418)	(U)
Operating Expenditure							
\$15,013,184	\$16,790,286	\$1,777,102	(F)	\$14,869,914	\$16,790,286	\$1,920,372	(F)
\$9,730,788	\$11,497,412	\$1,766,624	(F)	\$11,729,361	\$11,497,412	(\$231,949)	(U)
\$1,729,882	\$2,064,709	\$334,827	(F)	\$1,931,219	\$2,064,709	\$133,490	(F)
\$476,627	\$514,621	\$37,994	(F)	\$535,884	\$514,621	(\$21,263)	(U)
\$1,601,133	\$1,989,418	\$388,285	(F)	\$1,988,560	\$1,989,418	\$858	(F)
\$280,254	\$0	(\$280,254)	(U)	\$280,254	\$0	(\$280,254)	(U)
\$826,416	\$610,639	(\$215,777)	(U)	\$849,678	\$610,639	(\$239,039)	(U)
\$7,341,142	\$5,462,583	(\$1,878,559)	(U)	\$5,825,271	\$5,462,583	(\$362,688)	(U)
\$1,537,497	\$11,180,783	\$9,643,286	(F)	\$1,775,194	\$11,180,783	\$9,405,589	(F)
\$0	\$617,260	\$617,260	(F)	\$2,404,634	\$617,260	(\$1,787,374)	(U)
(\$846)	\$0	\$846	(F)	\$0	\$0	\$0	(F)
\$482,758	\$251,761	(\$230,997)	(U)	\$180,615	\$251,761	\$71,146	(F)
\$20,704,335	\$0	(\$20,704,335)	(U)	\$0	\$0	\$0	(F)
\$59,723,170	\$50,979,472	(\$8,743,698)	(U)	\$42,370,584	\$50,979,472	\$8,608,888	(F)
(11,090,472)	\$1,951,164	(\$13,041,636)	(U)	\$4,327,634	\$1,951,164	\$2,376,470	(F)
Deficit	Surplus			Surplus	Surplus		
Other Comprehensive Income							
\$25,001,699	\$0	\$25,001,699	(F)	(\$12,238,929)	\$0	(\$12,238,929)	(U)
\$25,001,699	\$0	\$25,001,699	(F)	(\$12,238,929)	\$0	(\$12,238,929)	(U)
\$13,911,227	\$1,951,164	\$11,960,063	(F)	(\$7,911,295)	\$1,951,164	(\$9,862,459)	(U)
Surplus	Surplus			Deficit	Surplus		

Notes:

1. User Charges - include member Councils and casual users pertaining to waste, risk management and environmental services fees and charges;
2. Special Charges - Waste Education Levy;
3. Contributions - member Councils' contributions to projects and services;
4. Operating Grants - grant income predominantly from government agencies; and
5. Other Operating Income - includes income from the sale of products;

(F) denotes Favourable variance and (U) denotes Unfavourable variance



UNAUDITED
CAPITAL EXPENDITURE STATEMENT

JUNE 2025

Year to Date			On Order	Full Year			
Actual	Budget	Variance		Forecast	Budget	Variance	
CEO's Team							
\$55,663	\$75,000	\$19,337	\$0	Purchase Information Technology & Communication Equipment - Councillors (24550/01)	\$60,000	\$75,000	\$15,000
\$55,663	\$75,000	\$19,337	\$0		\$60,000	\$75,000	\$15,000



CAPITAL EXPENDITURE STATEMENT

JUNE 2025

Year to Date			On Order	Full Year			
Actual	Budget	Variance		Forecast	Budget	Variance	
Business Support							
\$15,429	\$53,603	\$38,174	\$0	Extend Ascot PV & EV Charging (24399/28)	\$15,430	\$53,603	\$38,173
\$110,066	\$136,000	\$25,934	\$0	Purchase Vehicles - Ascot Place (24440/00)	\$110,067	\$136,000	\$25,933
\$0	\$250,000	\$250,000	\$0	Purchase Vehicles - Ascot Place (Electric Vehicles) (24440/01)	\$0	\$250,000	\$250,000
\$0	\$10,000	\$10,000	\$0	Purchase Furniture Fittings & Equipment - Corporate Services (24510/01)	\$5,000	\$10,000	\$5,000
\$113,684	\$392,000	\$278,316	\$0	Purchase Information Technology & Communication Equipment (24550/00)	\$155,000	\$392,000	\$237,000
\$0	\$20,000	\$20,000	\$0	Capital Improvement Administration Building - Ascot Place (25240/01)	\$20,000	\$20,000	\$0
\$0	\$5,150	\$5,150	\$0	Upgrade Security Equipment - Ascot Place (25530/01)	\$5,150	\$5,150	\$0
\$239,179	\$866,753	\$627,574	\$0		\$310,647	\$866,753	\$556,106



CAPITAL EXPENDITURE STATEMENT

JUNE 2025

Year to Date			On Order	Full Year		
Actual	Budget	Variance		Forecast	Budget	Variance
Operations Team						
\$0	\$250,000	\$250,000	\$0	Construct Waste Management Facility Buildings - Red Hill Landfill Facility (24250/01)	\$30,000	\$250,000 \$220,000
\$1,057,484	\$0	(\$1,057,484)	\$0	Construct and Commission Resource Recovery Park - C & I Building (24259/04)	\$0	\$0 \$0
(\$8,386,222)	\$1,310,291	\$9,696,513	\$452,295	Construct Wood Waste to Energy Building - HRRP (24259/05)	\$894,300	\$1,310,291 \$415,991
(\$121,767)	\$30,000	\$151,767	\$0	Construct Community Recycling Centre (CRC) - HRRP (24259/06)	\$0	\$30,000 \$30,000
\$131,628	\$300,000	\$168,372	\$39,079	Construct Waste Transfer Station - HRRP (24259/10)	\$170,000	\$300,000 \$130,000
\$70,796	\$10,000	(\$60,796)	\$0	Construct Weighbridge Office - Hazelmere (24259/12)	\$0	\$10,000 \$10,000
\$5,274	\$0	(\$5,274)	\$0	Construct Site Workshop - Hazelmere (24259/13)	\$5,275	\$0 (\$5,275)
\$0	\$100,000	\$100,000	\$0	Upgrade Power Supply to Workshop No 2 - Red Hill Landfill Facility (24259/15)	\$100,000	\$100,000 \$0
(\$236)	\$1,500,000	\$1,500,236	\$12,000	Install Power Supply to Lots 8 9 & 10 - Red Hill Landfill Facility (24259/16)	\$0	\$1,500,000 \$1,500,000
(\$863,299)	\$0	\$863,299	\$0	Construct Wood Waste to Energy Building (Commissioning) - HRRP (24259/18)	\$0	\$0 \$0
(\$14,499)	\$520,000	\$534,499	\$0	Construct Wood Waste to Energy Dry Char Storage Facility - HRRP (24259/19)	\$0	\$520,000 \$520,000
(\$39,400)	\$0	\$39,400	\$0	Construct Wood Waste to Energy Bucket Extension - HRRP (24259/20)	\$0	\$0 \$0
(\$231,217)	\$0	\$231,217	\$0	Construct Wood Waste to Energy Project (EMRC WWtE Step-In) - HRRP (24259/21)	\$0	\$0 \$0



CAPITAL EXPENDITURE STATEMENT

JUNE 2025

Year to Date			On Order	Full Year			
Actual	Budget	Variance		Forecast	Budget	Variance	
Operations Team							
\$0	\$300,000	\$300,000	\$0	Wood Waste to Energy Plant - Fire Protection - HRRP (24259/22)	\$150,000	\$300,000	\$150,000
\$0	\$150,000	\$150,000	\$0	Construct New Power Station - Redhill Landfill Facility (24259/23)	\$0	\$150,000	\$150,000
\$562,019	\$0	(\$562,019)	\$0	Construct Class III Cell Stage 16 - Red Hill Landfill Facility (24310/19)	\$0	\$0	\$0
\$1,650,405	\$0	(\$1,650,405)	\$53,054	Construct Class III Cell Stage 17 - Red Hill Landfill Facility (24310/21)	\$1,676,412	\$0	(\$1,676,412)
\$3,061,626	\$5,650,000	\$2,588,374	\$1,322,900	Construct Class III Cell Stage 18 - Red Hill Landfill Facility (24310/22)	\$3,500,000	\$5,650,000	\$2,150,000
\$0	\$0	\$0	\$74,320	Construct Class III Cell Stage 19 - Red Hill Landfill Facility (24310/23)	\$50,000	\$0	(\$50,000)
\$0	\$0	\$0	\$0	Construct Class III Cell Stage 20 - Red Hill Landfill Facility (24310/24)	\$50,000	\$0	(\$50,000)
\$0	\$100,000	\$100,000	\$0	Design and Construct Class IV Cell Stage 2 - Red Hill Landfill Facility (24330/04)	\$100,000	\$100,000	\$0
\$57,273	\$150,000	\$92,728	\$0	Design and Construct Class IV Cell Stage 3 - Red Hill Landfill Facility (24330/05)	\$150,000	\$150,000	\$0
(\$562,019)	\$475,000	\$1,037,019	\$0	Construct Leachate and Stormwaste Infrastructure and Siltation Ponds - Red Hill Landfill Facility (24350/01)	\$0	\$475,000	\$475,000
\$218	\$0	(\$218)	\$0	Leachate Pond Deepening - Red Hill Landfill Facility (24350/02)	\$218	\$0	(\$218)
\$0	\$250,000	\$250,000	\$0	Construct Roads / Carparks - Red Hill Landfill Facility (24370/00)	\$0	\$250,000	\$250,000
\$0	\$330,000	\$330,000	\$0	Construct Access Road to Lots 8 9 10 - Red Hill Landfill Facility (24370/02)	\$0	\$330,000	\$330,000



CAPITAL EXPENDITURE STATEMENT

JUNE 2025

Year to Date			On Order	Full Year		
Actual	Budget	Variance		Forecast	Budget	Variance
Operations Team						
\$0	\$100,000	\$100,000	\$0	Construct Drainage Diversion and Earthworks Infrastructures - Red Hill Landfill Facility (24380/00)	\$0	\$100,000 \$100,000
\$31,293	\$220,000	\$188,708	\$0	Construct Drainage Works to Lots 8 9 10 - Red Hill Landfill Facility (24380/01)	\$6,031	\$220,000 \$213,969
\$18,466	\$30,000	\$11,534	\$0	Construct Litter Fence - Redhill Landfill Facility (24394/05)	\$30,000	\$30,000 \$0
\$2,643,346	\$0	(\$2,643,346)	\$0	Construct Hardstand and Road - Hazelmere (24395/01)	\$0	\$0 \$0
(\$203,181)	\$770,000	\$973,181	\$40,698	Construct FOGO Processing Area - Red Hill Landfill Facility (24395/05)	\$770,000	\$770,000 \$0
\$0	\$40,000	\$40,000	\$0	Undertake FOGO Reference Site Tours (24395/06)	\$0	\$40,000 \$40,000
(\$438,125)	\$210,000	\$648,125	\$917	Implementation of the FOGO Recovery Strategy (24395/07)	\$13,178	\$210,000 \$196,822
\$167,172	\$254,105	\$86,933	\$0	FOGO Picking Station - Red Hill Landfill Facility (24395/11)	\$254,105	\$254,105 \$0
\$700	\$100,000	\$99,300	\$0	Construct Monitoring Bores - Red Hill Landfill Facility (24396/00)	\$700	\$100,000 \$99,300
(\$5,058,433)	\$0	\$5,058,433	\$0	Construct Site Infrastructure - HRRP (24399/01)	\$0	\$0 \$0
\$58,060	\$100,000	\$41,940	\$0	Project & Engineering Hazelmere - Construct Other (24399/03)	\$75,000	\$100,000 \$25,000
\$99,154	\$50,000	(\$49,154)	\$0	Construct Storage Bunkers for Wood Fines (QA process) - Hazelmere (24399/09)	\$50,000	\$50,000 \$0
\$33,448	\$200,000	\$166,552	\$0	Air Supply lines - Waste Management Structures - Red Hill Landfill Facility (24399/10)	\$200,000	\$200,000 \$0
(\$1,977,133)	\$600,000	\$2,577,133	\$0	Wood Waste to Energy Utilities/Infrastructure - HRRP (24399/11)	\$400,000	\$600,000 \$200,000



CAPITAL EXPENDITURE STATEMENT

JUNE 2025

Year to Date			On Order	Full Year		
Actual	Budget	Variance		Forecast	Budget	Variance
Operations Team						
\$0	\$100,000	\$100,000	\$0	Develop Lots 8 9 & 10 For Future Waste Activities - Red Hill Landfill Facility (24399/19)	\$0	\$100,000 \$100,000
\$716,474	\$500,000	(\$216,474)	\$721,089	Gas Extraction System Wells - Red Hill Landfill Facility (24399/20)	\$700,000	\$500,000 (\$200,000)
(\$271,208)	\$3,927,815	\$4,199,023	\$0	Air Pollution Control Residue Facility (APCR) - Red Hill Landfill Facility (24399/21)	\$0	\$3,927,815 \$3,927,815
\$105,069	\$0	(\$105,069)	\$0	Construct Concrete Pad east of C&I Building - HRRP (24399/22)	\$0	\$0 \$0
(\$44,622)	\$0	\$44,622	\$0	Extension of Sewer Line from WWtE to Sewer Sump & existing ATU - Hazelmere (24399/23)	\$0	\$0 \$0
\$0	\$100,000	\$100,000	\$0	Noise Barrier for Hammer Mill - HRRP (24399/26)	\$0	\$100,000 \$100,000
\$165,458	\$0	(\$165,458)	\$0	Sewer Line connection to Talloman - HRRP (24399/30)	\$120,000	\$0 (\$120,000)
\$0	\$100,000	\$100,000	\$0	Red Hill Project - Others/ Emergency (24399/31)	\$0	\$100,000 \$100,000
\$0	\$150,000	\$150,000	\$0	Design and Construct Air Pollution Control Residue Facility (APCR) Monocell - Red Hill Landfill Faci (24399/32)	\$0	\$150,000 \$150,000
\$144,869	\$0	(\$144,869)	\$0	Construct Wheel wash Bath - Red Hill Landfill Facility (24399/33)	\$200,000	\$0 (\$200,000)
\$1,951,327	\$1,700,000	(\$251,327)	\$0	Purchase / Replace Plant - Red Hill Landfill Facility (24410/00)	\$1,951,328	\$1,700,000 (\$251,328)
\$812,940	\$2,369,760	\$1,556,820	\$0	Purchase / Replace Plant - Hazelmere (24410/01)	\$1,170,011	\$2,369,760 \$1,199,749
(\$6,322,678)	\$330,000	\$6,652,678	\$0	Purchase Wood Waste to Energy Plant & Equipment - HRRP (24410/03)	\$130,000	\$330,000 \$200,000



CAPITAL EXPENDITURE STATEMENT

JUNE 2025

Year to Date			On Order		Full Year		
Actual	Budget	Variance			Forecast	Budget	Variance
Operations Team							
\$424,932	\$340,000	(\$84,932)	\$8,565	Purchase FOGO Processing Plant - Red Hill Landfill Facility (24410/10)	\$420,458	\$340,000	(\$80,458)
\$0	\$180,000	\$180,000	\$0	Regional Waste Collection Project - Plant Purchases (24410/14)	\$6,754	\$180,000	\$173,246
\$0	\$1,074,000	\$1,074,000	\$0	Air Pollution Control Residue Facility (APCR) Plant & Equipment - Red Hill Landfill Facility (24410/15)	\$0	\$1,074,000	\$1,074,000
\$0	\$510,000	\$510,000	\$0	Regional Waste Collection Project - Bulk Verge for Bassendean and Mundaring (24410/16)	\$0	\$510,000	\$510,000
\$71,866	\$342,000	\$270,134	\$0	Purchase / Replace Minor Plant and Equipment-Red Hill Landfill Facility (24420/00)	\$153,000	\$342,000	\$189,000
\$80,930	\$34,000	(\$46,930)	\$19,751	Purchase / Replace Minor Plant and Equipment - Hazelmere (24420/02)	\$117,000	\$34,000	(\$83,000)
\$0	\$250,000	\$250,000	\$0	Purchase Wheel Wash - Red Hill Landfill Facility (24420/08)	\$0	\$250,000	\$250,000
\$199,338	\$289,000	\$89,662	\$0	Purchase / Replace Vehicles - Red Hill Landfill Facility (24430/00)	\$146,470	\$289,000	\$142,530
\$173,679	\$10,000	(\$163,679)	\$0	Purchase Fire Fighting System/Equipment - Hazelmere (24520/07)	\$0	\$10,000	\$10,000
\$0	\$60,000	\$60,000	\$0	Purchase / Replace Security System - Red Hill Waste Management Facility (24530/08)	\$60,000	\$60,000	\$0
\$26,464	\$0	(\$26,464)	\$0	Purchase / Replace Security System - Hazelmere (24530/10)	\$0	\$0	\$0
\$0	\$6,000	\$6,000	\$0	Purchase Information Technology & Communication Equipment - Projects (24550/02)	\$0	\$6,000	\$6,000



CAPITAL EXPENDITURE STATEMENT

JUNE 2025

Year to Date			On Order	Full Year			
Actual	Budget	Variance		Forecast	Budget	Variance	
Operations Team							
(\$5,274)	\$34,000	\$39,274	\$0				
			\$0	Purchase Information Technology & Communication Equipment - Hazelmere (24550/03)	\$0	\$34,000	\$34,000
\$0	\$6,000	\$6,000	\$0	Purchase Information Technology & Communication Equipment - Red Hill Admin (24550/05)	\$0	\$6,000	\$6,000
\$0	\$6,000	\$6,000	\$0	Purchase Information Technology & Communication Equipment - Red Hill Weighbridge (24550/06)	\$0	\$6,000	\$6,000
\$215,807	\$100,000	(\$115,807)	\$0	Purchase / Replace Other Equipment - Red Hill Landfill Facility (24590/00)	\$239,000	\$100,000	(\$139,000)
\$8,250	\$10,000	\$1,750	\$0	Purchase / Replace Miscellaneous Equipment - Hazelmere (24590/02)	\$18,250	\$10,000	(\$8,250)
\$0	\$1,000,000	\$1,000,000	\$0	Purchase Evaporators - Solar Generator - Red Hill Landfill Facility (24590/12)	\$100,000	\$1,000,000	\$900,000
\$0	\$100,000	\$100,000	\$0	Purchase Gas Analyser (Methane) - Redhill Landfill Facility (24590/13)	\$0	\$100,000	\$100,000
\$0	\$5,000	\$5,000	\$0	Purchase Office Furniture and Fittings - Hazelmere Office (24610/10)	\$0	\$5,000	\$5,000
\$0	\$10,000	\$10,000	\$0	Purchase Furniture and Fittings - Hazelmere Workshop (24610/11)	\$0	\$10,000	\$10,000
\$54,590	\$150,000	\$95,410	\$98,412	Refurbish Plant - Red Hill Landfill Facility (25410/00)	\$153,000	\$150,000	(\$3,000)
\$41,494	\$0	(\$41,494)	\$41,330	Refurbish Plant - Hazelmere (25410/01)	\$0	\$0	\$0
(\$9,697,469)	\$27,892,971	\$37,590,440	\$2,884,411		\$14,360,490	\$27,892,971	\$13,532,481



CAPITAL EXPENDITURE STATEMENT

JUNE 2025

Year to Date			On Order		Full Year			
Actual	Budget	Variance			Forecast	Budget	Variance	
(\$9,402,626)	\$28,834,724	\$38,237,350	\$2,884,411		TOTAL CAPITAL EXPENDITURE	\$14,731,137	\$28,834,724	\$14,103,587



**UNAUDITED
STATEMENT OF FINANCIAL POSITION
JUNE 2025**

Actual June 2024	Actual Year to Date	(F) = Favourable variation (U) = Unfavourable variation	Full Year		
			Forecast	Budget	Variance
Current Assets					
\$27,350,538	\$2,307,217	Cash and Cash Equivalents	\$2,102,606	\$1,186,472	\$916,134 (F)
\$60,500,000	\$71,500,000	Investments	\$47,997,810	\$26,019,318	\$21,978,492 (F)
\$6,249,406	\$5,795,731	Trade and Other Receivables	\$2,988,058	\$2,988,058	\$0 (F)
\$133,919	\$112,987	Inventories	\$39,035	\$39,035	\$0 (F)
\$37,493	\$39,308	Other Assets	\$67,382	\$67,382	\$0 (F)
\$94,271,356	\$79,755,243	Total Current Assets	\$53,194,891	\$30,300,265	\$22,894,626 (F)
Current Liabilities					
\$19,582,923	\$11,152,225	Trade and Other Payables	\$6,201,968	\$6,201,968	\$0 (F)
\$21,000,517	\$34,409,635	Provisions*	\$34,405,634	\$2,009,781	(\$32,395,853) (U)
\$40,583,440	\$45,561,860	Total Current Liabilities	\$40,607,602	\$8,211,749	(\$32,395,853) (U)
\$53,687,916	\$34,193,383	Net Current Assets	\$12,587,289	\$22,088,516	(\$9,501,227) (U)
Non Current Assets					
\$47,850,257	\$73,340,000	Land	\$47,850,257	\$47,850,257	\$0 (F)
\$20,492,681	\$21,391,459	Buildings	\$31,413,070	\$34,189,308	(\$2,776,238) (U)
\$18,468,960	\$32,593,577	Structures	\$49,098,138	\$51,020,474	(\$1,922,336) (U)
\$15,494,923	\$15,087,711	Plant	\$23,434,576	\$26,422,357	(\$2,987,781) (U)
\$461,077	\$1,102,043	Equipment	\$2,946,283	\$3,935,059	(\$988,776) (U)
\$150,905	\$164,883	Furniture and Fittings	\$223,156	\$217,802	\$5,354 (F)
\$38,867,973	\$8,169,031	Work in Progress	\$11,811,411	\$17,536,763	(\$5,725,352) (U)
\$141,786,776	\$151,848,704	Total Non Current Assets	\$166,776,891	\$181,172,020	(\$14,395,129) (U)
Non Current Liabilities					
\$36,935,224	\$8,808,999	Provisions	\$23,809,023	\$42,625,314	\$18,816,291 (F)
\$36,935,224	\$8,808,999	Total Non Current Liabilities	\$23,809,023	\$42,625,314	\$18,816,291 (F)
\$158,539,468	\$177,233,088	Net Assets	\$155,555,157	\$160,635,222	(\$5,080,065) (U)
Equity					
\$58,805,378	\$33,745,637	Accumulated Surplus/Deficit	\$83,943,926	\$96,902,208	(\$12,958,282) (U)
\$37,597,986	\$62,345,588	Asset Revaluation Reserve	\$34,374,026	\$37,145,634	(\$2,771,608) (U)
\$45,552,164	\$67,230,636	Cash Backed Reserves	\$32,909,571	\$24,636,216	\$8,273,355 (F)
\$16,583,940	\$13,911,227	Net change in assets from operations	\$4,327,634	\$1,951,164	\$2,376,470 (F)
\$158,539,468	\$177,233,088	Total Equity	\$155,555,157	\$160,635,222	(\$5,080,065) (U)

*Current Liabilities - Provisions include City of Kalamunda Payout Provision of \$31,717,882



**UNAUDITED
CASH AND INVESTMENTS
JUNE 2025**

Actual June 2024	Actual Year to Date		Full Year		
			Forecast	Budget	Variance
		(F) = Favourable variation (U) = Unfavourable variation			
Municipal Cash and Investments					
3,346,488	2,303,367	Cash at Bank - Municipal Fund 01001/00	1,653,228	737,094	916,134 (F)
4,050	3,850	Cash on Hand 01019/00 - 02	4,050	4,050	0 (F)
38,947,836	4,269,364	Investments - Municipal Fund 02021/00	15,533,567	1,182,422	14,351,145 (F)
42,298,374	6,576,581	Total Municipal Cash	17,190,845	1,923,566	15,267,279 (F)
Restricted Cash and Investments					
1,288,995	1,479,731	Restricted Investments - Plant and Equipment 02022/01	85,667	222,157	(136,490) (U)
4,462,212	4,853,325	Restricted Investments - Post Closure Site Rehabilitation Red Hill 02022/02	4,519,723	4,282,467	237,256 (F)
6,682,929	6,991,417	Restricted Investments - Future Development 02022/03	3,166,304	735,590	2,430,714 (F)
2,065,084	4,404,275	Restricted Investments - Environmental Monitoring Red Hill 02022/04	2,095,557	1,985,756	109,801 (F)
4,573,220	5,669,768	Restricted Investments - Class IV Cells Red Hill 02022/07	848,974	463,756	385,218 (F)
10,312,670	0	Restricted Investments - Secondary Waste Processing 02022/09	1,541,952	8,810,577	(7,268,625) (U)
1,208,713	1,595,150	Restricted Investments - Class III Cells 02022/10	1,854,648	2,152,501	(297,853) (U)
5,762,984	6,268,110	Restricted Investments - EastLink Relocation 02022/13	1,187,712	4,864,418	(3,676,706) (U)
8,036,861	6,162,728	Restricted Investments - Committed Funds 02022/14	10,544,468	544,468	10,000,000 (F)
0	28,546,094	Restricted Investments - Equity Reserve 02022/15	5,782,061	0	5,782,061 (F)
1,158,496	1,260,038	Restricted Investments - Long Service Leave 02022/90	1,282,505	1,220,534	61,971 (F)
45,552,164	67,230,636	Total Restricted Cash	32,909,571	25,282,224	7,627,347 (F)
87,850,538	73,807,217	TOTAL CASH AND INVESTMENTS	50,100,416	27,205,790	22,894,626 (F)

The Cash at Bank - Municipal Fund represents the balance on the last day of the relevant month. Any portion of the balance available for investment is transferred into the Investment - Municipal Fund account in the following period. Funds held in the Cash at Bank - Municipal Fund continue to accrue interest as per the Westpac commercial rates.



**UNAUDITED
STATEMENT OF FINANCIAL ACTIVITY
June 2025**

Year to Date				Full Year			
Actual	Budget	Variance		Forecast	Budget	Variance	
				(F) = Favourable variation (U) = Unfavourable variation			
OPERATING ACTIVITIES							
Revenue from operating activities							
\$61,746,188	\$63,997,105	(\$2,250,917)	(U)	\$60,267,872	\$63,997,105	(\$3,729,233)	(U)
\$2,455,980	\$2,270,482	\$185,498	(F)	\$2,707,603	\$2,270,482	\$437,121	(F)
\$3,842,874	\$1,480,024	\$2,362,850	(F)	\$3,690,072	\$1,480,024	\$2,210,048	(F)
\$3,938,306	\$4,050,005	(\$111,699)	(U)	\$4,330,218	\$4,050,005	\$280,213	(F)
\$0	\$73,239	(\$73,239)	(U)	\$0	\$73,239	(\$73,239)	(U)
\$71,983,348	\$71,870,855	\$112,493	(F)	\$70,995,765	\$71,870,855	(\$875,090)	(U)
Expenditure from operating activities							
(\$15,013,184)	(\$16,790,286)	\$1,777,102	(F)	(\$14,869,914)	(\$16,790,286)	\$1,920,372	(F)
(\$11,460,670)	(\$13,562,121)	\$2,101,451	(F)	(\$13,660,580)	(\$13,562,121)	(\$98,459)	(U)
(\$476,627)	(\$514,621)	\$37,994	(F)	(\$535,884)	(\$514,621)	(\$21,263)	(U)
(\$7,341,142)	(\$5,462,583)	(\$1,878,559)	(U)	(\$5,825,271)	(\$5,462,583)	(\$362,688)	(U)
(\$280,254)	\$0	(\$280,254)	(U)	(\$280,254)	\$0	(\$280,254)	(U)
(\$826,416)	(\$610,639)	(\$215,777)	(U)	(\$849,678)	(\$610,639)	(\$239,039)	(U)
(\$26,689,934)	(\$32,979,441)	\$6,289,507	(F)	(\$30,606,526)	(\$32,979,441)	\$2,372,915	(F)
(\$281,258)	\$0	(\$281,258)	(U)	(\$40,024)	\$0	(\$40,024)	(U)
(\$20,704,335)	\$0	(\$20,704,335)	(U)	\$0	\$0	\$0	(F)
(\$83,073,820)	(\$69,919,691)	(\$13,154,129)	(U)	(\$66,668,131)	(\$69,919,691)	\$3,251,560	(F)
\$22,914,601	\$36,724,819	(\$13,810,218)	(U)	\$16,653,296	\$36,724,819	(\$20,071,523)	(U)
\$11,824,129	\$38,675,983	(\$26,851,854)	(U)	\$20,980,930	\$38,675,983	(\$17,695,053)	(U)
Amount attributable to operating activities							
INVESTING ACTIVITIES							
Inflows from investing activities							
\$201,500	\$325,000	(\$123,500)	(U)	\$140,591	\$325,000	(\$184,409)	(U)
\$201,500	\$325,000	(\$123,500)	(U)	\$140,591	\$325,000	(\$184,409)	(U)
Outflows from investing activities							
(\$6,269,195)	(\$14,274,201)	\$8,005,006	(F)	(\$8,330,324)	(\$14,274,201)	\$5,943,877	(F)
(\$5,032,511)	(\$14,560,523)	\$9,528,012	(F)	(\$12,126,165)	(\$14,560,523)	\$2,434,358	(F)
(\$11,301,706)	(\$28,834,724)	\$17,533,018	(F)	(\$20,456,489)	(\$28,834,724)	\$8,378,235	(F)
(\$11,100,206)	(\$28,509,724)	\$17,409,518	(F)	(\$20,315,898)	(\$28,509,724)	\$8,193,826	(F)
Amount attributable to investing activities							
FINANCING ACTIVITIES							
Inflows from financing activities							
\$50,071,441	\$9,761,029	\$40,310,412	(F)	\$18,644,153	\$9,761,029	\$8,883,124	(F)
\$50,071,441	\$9,761,029	\$40,310,412	(F)	\$18,644,153	\$9,761,029	\$8,883,124	(F)
Outflows from financing activities							
(\$71,749,914)	(\$4,750,987)	(\$66,998,927)	(U)	(\$21,261,458)	(\$4,750,987)	(\$16,510,471)	(U)
\$0	(\$30,718,215)	\$30,718,215	(F)	(\$30,718,215)	(\$30,718,215)	\$0	(F)
(\$5,000,000)	\$0	(\$5,000,000)	(U)	\$0	\$0	\$0	(F)
(\$15,218,456)	\$0	(\$15,218,456)	(U)	\$0	\$0	\$0	(F)
(\$91,968,370)	(\$35,469,202)	(\$56,499,168)	(U)	(\$51,979,673)	(\$35,469,202)	(\$16,510,471)	(U)
(\$41,896,929)	(\$25,708,173)	(\$16,188,756)	(U)	(\$33,335,520)	(\$25,708,173)	(\$7,627,347)	(U)
Amount attributable to financing activities							
MOVEMENT IN SURPLUS OR DEFICIT							
\$8,135,751	\$12,348,206	(\$4,212,455)	(U)	\$12,348,206	\$12,348,206	\$0	(F)
\$11,824,129	\$38,675,983	(\$26,851,854)	(U)	\$20,980,930	\$38,675,983	(\$17,695,053)	(U)
(\$11,100,206)	(\$28,509,724)	\$17,409,518	(F)	(\$20,315,898)	(\$28,509,724)	\$8,193,826	(F)
(\$41,896,929)	(\$25,708,173)	(\$16,188,756)	(U)	(\$33,335,520)	(\$25,708,173)	(\$7,627,347)	(U)
(\$33,037,255)	(\$3,193,708)	(\$29,843,547)	(U)	(\$20,322,282)	(\$3,193,708)	(\$17,128,574)	(U)

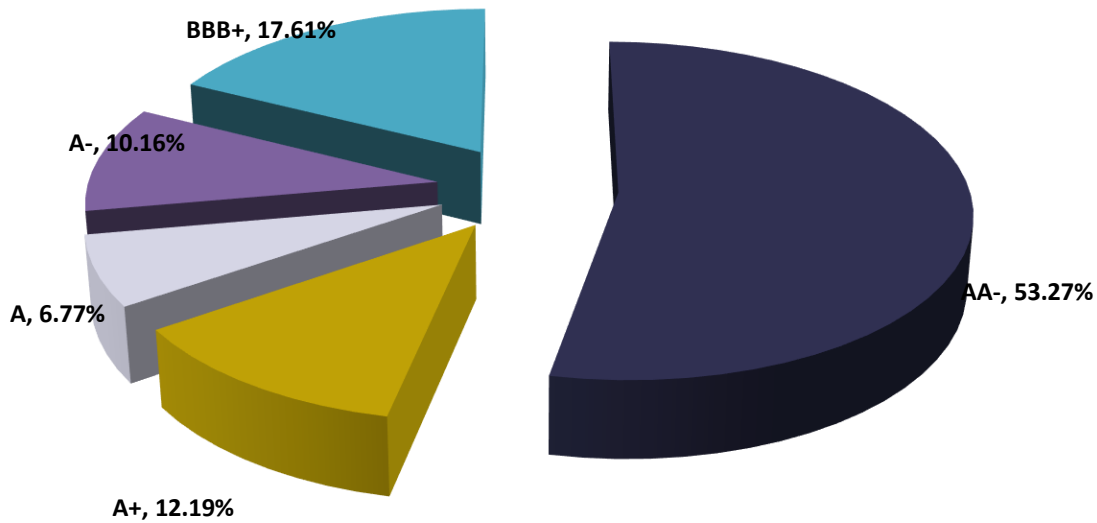
EMRC Investment Report

June 2025

I. Overall Portfolio Limits

S&P Long Term Rating	% Portfolio	Investment Maximum %
AA-	53.27%	100.00%
A+	12.19%	100.00%
A	6.77%	100.00%
A-	10.16%	100.00%
BBB+	17.61%	40.00%
	100.00%	

Investment by S&P Rating



II. Single Entity Exposure

	S&P Long Term Rating	% Portfolio	
ANZ Banking Group	AA-	0.00%	
AMP	BBB+	17.61%	*
NAB	AA-	12.19%	
Westpac / St. George Bank	AA-	41.07%	
Suncorp	A+	12.19%	*
BOQ / ME Bank	A-	5.42%	*
Rabobank	A	6.77%	
Bendigo	A-	4.74%	*
		100.00%	

* Non-Fossil Fuel ADI (Authorised Deposit Taking Institution)

III. Term to Maturity Framework

Maturity Profile	Investment Policy Guidelines		
	% Portfolio	% Min	% Max
Less Than 1 Year	100.00%	40%	100%
Greater than 1 year & less than or equal to 3 years	0.00%	0%	60%
	100.00%		

IV. Fossil Fuel Divestment

	% Portfolio
Non-Fossil Fuel ADI's	39.97%
Fossil Fuel ADI's	60.03%
	100.00%



14.3 FINANCIAL REPORT FOR THE PERIOD ENDING 31 JULY 2025

D2025/17293

PURPOSE OF REPORT

The purpose of this report is to provide Council with an overview of the EMRC's financial performance for the period ended 31 July 2025.

KEY POINT(S)

- Significant year to date budget variances greater than 10% or \$20,000, whichever is the greater, within each nature and type category on the Statement of Comprehensive Income as at 31 July 2025 have been identified and are reported on in the body of the report.
- The Financial Reports are unaudited and may be subject to amendments as a result of any audit adjustments.

RECOMMENDATION(S)

That Council receives the Statement of Comprehensive Income, Capital Expenditure Statement, Statement of Financial Position, Statement of Cash and Investments, Statement of Financial Activity and the Investment Report for the period ended 31 July 2025.

SOURCE OF REPORT

Employee Disclosure under s.5.70 of the *Local Government Act 1995*:

Author(s)	Manager Financial Services	Nil
Responsible Officer	Chief Financial Officer	Nil

BACKGROUND

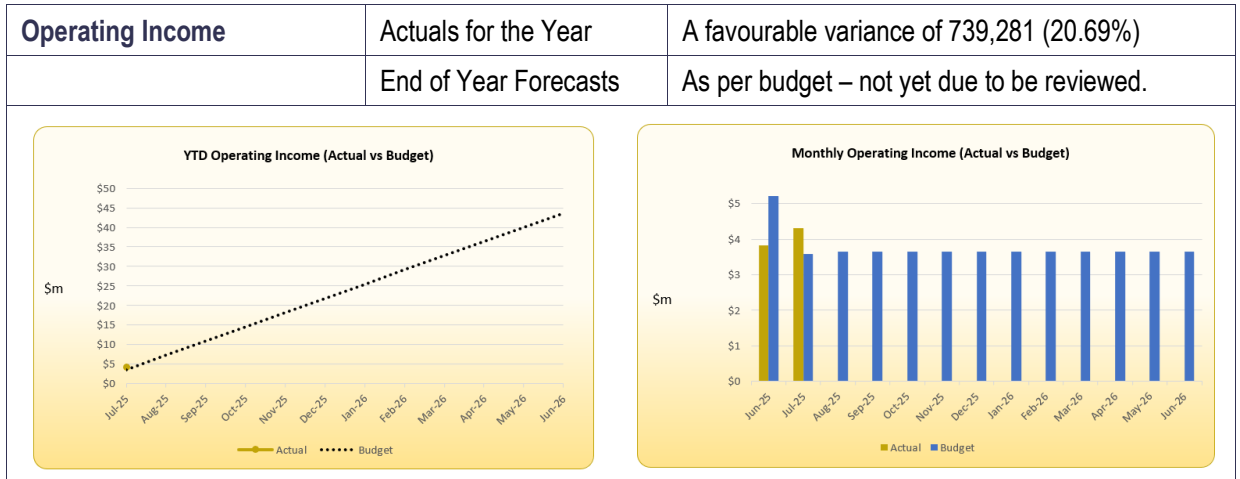
- 1 It is a requirement of the *Local Government (Financial Management) Regulations 1996* (r.34) that a Local Government is to prepare and present to Council financial reports in such a form as the Local Government considers to be appropriate.
- 2 Submitted to each meeting of Council is a financial report and summaries which provide an overview of year to date budget performance for operating activities and capital works. Variances greater than 10% or \$20,000, whichever is the greater, within each nature and type category on the Statement of Comprehensive Income are reported on in the body of the report. Also included are end of year forecasts by nature and type for operating activities and end of year forecasts for each capital works project. These forecasts are reviewed regularly in order to provide an accurate forecast of the end of year result.

REPORT

- 3 Outlined below are financial statements for the period ended 31 July 2025. Where possible the year to date monthly budget allocations will be reviewed in order to match the appropriate timing for the various projects budgeted to be undertaken. This will provide a better comparison between the year to date actual and year to date budget figures.

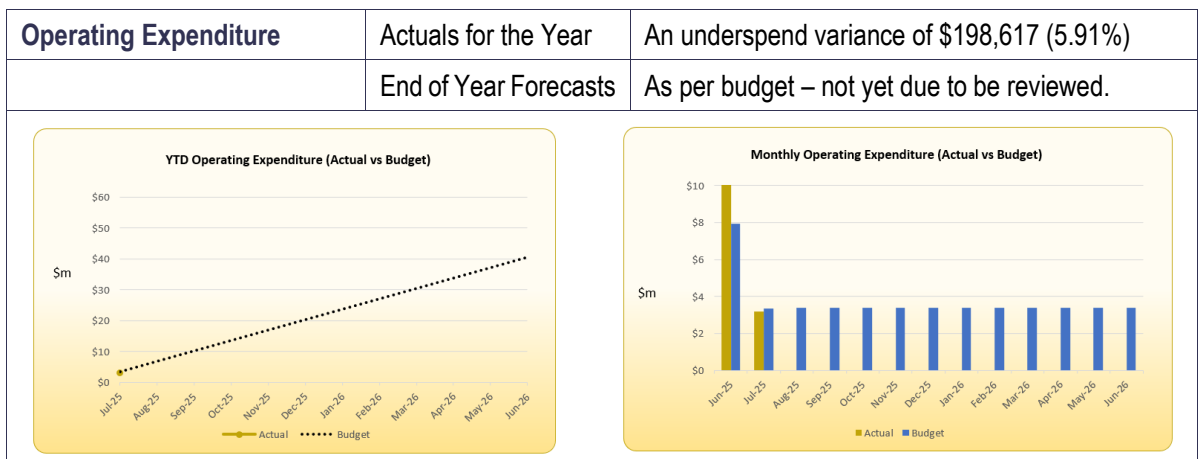
Statement of Comprehensive Income - Nature and Type (refer Attachment 1)

- 4 The net operating result as at 31 July 2025 is an unfavourable variance of \$1,151,364 (439.37%) against budget. The following information is provided on key aspects of Council's year to date financial performance:



Operating Income Variances not previously reported to Council

- 5 Net User Charges of \$3,630,518 is above the budget by \$658,669 (22.16%). The variance is attributed to higher commercial tonnages received than anticipated.
- 6 Interest on Municipal Cash Investments of \$95,769 is above the budget by \$82,523 (623.01%) due to the higher investment rate achieved (4.55% average interest vs 3.25% budgeted) and higher available funds for investments.
- 7 Interest on Restricted Cash Investments of \$155,844 is above the budget by \$53,563 (52.37%). The variance is attributed to a higher balance in Restricted Cash Investments.
- 8 Reimbursement is \$24,109 (15.46%) below the budget primarily due to decreased reimbursement income from Mundaring and Baywaste resulting from lower expenditure incurred in these projects.
- 9 Other Income is below the budget by \$31,992 (15.74%) attributed to lower income from the sale of landfill gas.
- 10 There were no further significant Operating Income variances as at 31 July 2025.



Operating Expenditure Variances not previously reported to Council

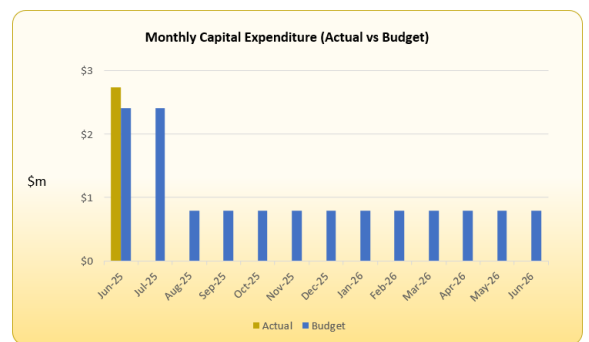
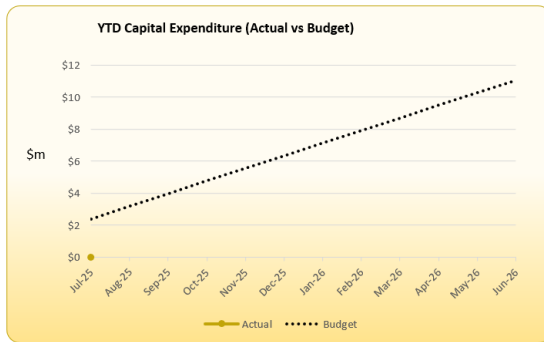
- 11 Contract Expenses is \$66,647 (10.98%) lower than the budget. The variance is due to lower consulting fees spent (\$36,502) and lower contract material and labour expenses spent for Red Hill Class III (24,983) compared to the budgeted amounts.
- 12 Material Expenses of \$75,428 is \$23,517 (23.77%) lower than budget of \$98,945 due to the timing of variance projects from different business units. Areas where the expenditures are lower than budget for various business units include the Office of the CEO (\$6,349), Business Support (\$3,713), Sustainability (\$100) and Operations (\$13,355).
- 13 Fuel Expenses of \$125,666 is \$46,768 (27.12%) below the budget. The variance is attributed to reduced plant utilisation resulting in lower fuel expenditure.
- 14 Depreciation Expenses of \$472,627 is \$83,577 (15.03%) below the budget. The major variance relates to the delay in acquiring the plant resulting in lower depreciation expenses for the period.
- 15 Provision Expenses is above the budget by \$47,159 (23.87%). The main reason for this variance is the increased Class III tonnages received which has resulted in higher provisions for Post Closure Site Rehabilitation and Environmental Monitoring being required.
- 16 There were no further significant Operating Expenditure variances as at 31 July 2025.

Other Comprehensive Income	Actuals for the Year	Nil
	End of Year Forecasts	Nil

- 17 There were no significant Other Comprehensive Income variances as at 31 July 2025.

Capital Expenditure Statement (refer Attachment 2)

Capital Expenditure	Actuals for the Year	An underspend variance of \$145,205
	End of Year Forecasts	As per budget – not yet due to be reviewed.



Capital Expenditure Variances

- 18 An underspent variance of 145,205 existed as at 31 July 2025 when compared to the budget of \$11,081,401.

19 Capital expenditure totalling \$32,775 with the major capital expenditure being undertaken on the following:

- Purchase FOGO Processing Plant - RHWMF - \$20,170;
- Purchase / Replace Miscellaneous Equipment - HRRP - \$10,364; and
- Relocate Garden Organics Processing area - RHWMF - \$2,242;

20 This is offset by the reversal of accrued expenses amount of \$46,980 resulting in a deficit of \$14,204 on the Capital Expenditure Statement at the end of the month.

21 As end of year forecasts are yet to be reviewed, the forecast balances as at 31 July 2025 are as per the budget estimates.

Statement of Financial Position (refer Attachment 3)

22 The Statement of Financial Position shows the overall impact of actual balances compared with budget provisions and end of year forecasts for operating and capital works activities.

23 Total Equity as at 31 July 2025 at \$178,384,452 showing an increase of \$1,151,364 from the equity of \$177,233,088 as at 30 June 2025. The increase is from a surplus result on the Comprehensive Income Statement as at 31 July 2025.

24 It has been forecasted that Total Equity as at 30 June 2025 will be below the original budget of \$160,635,222 by \$5,080,065.

Statement of Cash and Investments (refer Attachment 4)

25 The level of cash and investments in the Municipal Fund as at 30 June 2025 is \$6,576,581 and Restricted Cash amount to \$67,230,636.

26 The net movement for the month is a decrease of \$2,134,844.

27 As end of year forecasts are yet to be reviewed, the forecast balances as at 31 July 2025 are as per the budget estimates.

Statement of Financial Activity (refer Attachment 5)

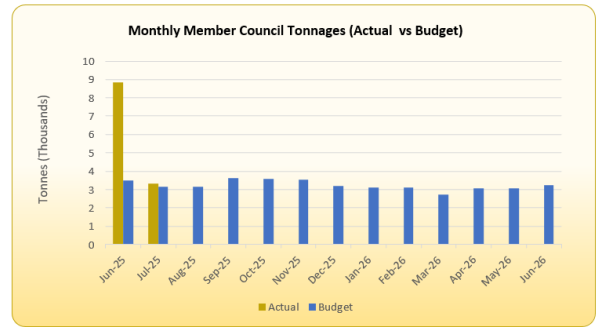
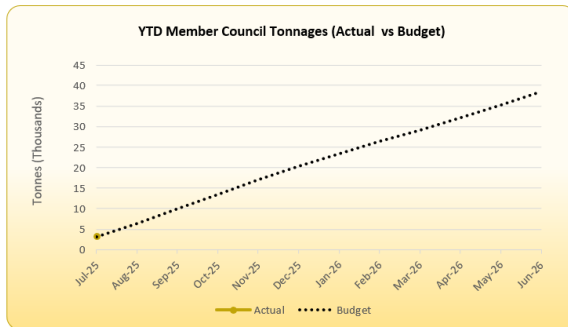
28 The Statement of Financial Activity combines information from other report to include Operating Revenue and Expenditure, Capital Income and Expenditure, and transfers to and from reserves.

29 The explanation of material variances can be found in the paragraphs under the "Statement of Comprehensive Income - Nature and Type" section.

Investment Report (refer Attachment 6)

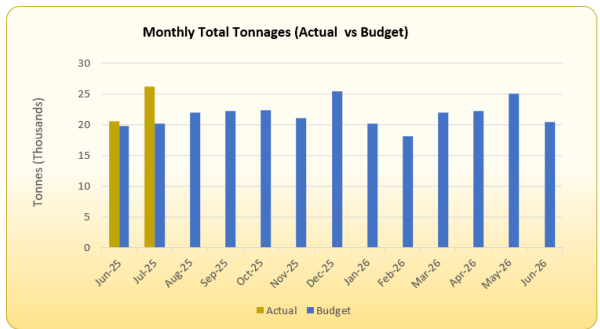
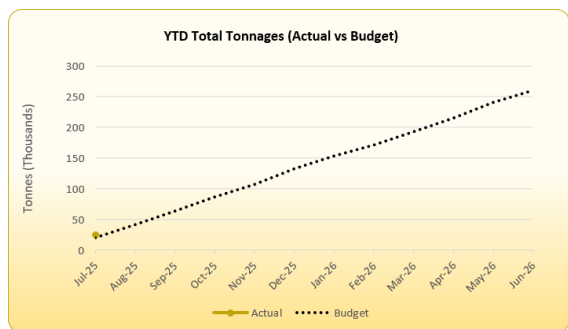
30 Term deposits valued at \$39,500,000 matured during July 2025 and the entire amount was reinvested into further term deposits.

Red Hill Tonnages - Member Councils



- 31 Tonnages received from Member Councils at Red Hill Waste Management Facility were 3,302 tonnes compared to the budget of 3,152 tonnes.
- 32 This compared with 9,712 tonnes in the previous corresponding period. The main variance is due to the change in number of member councils.

Red Hill Tonnages – Total Tonnages



- 33 Total Red Hill tonnages received from all sources were 26,165 tonnes compared to the budget of 20,112 tonnes. The current percentage between commercial customers and member Council is 87.38% and 12.62% respectively.
- 34 Over the same period in 2024/2025 tonnages received from all sources totalled 28,112 tonnes.

STRATEGIC/POLICY IMPLICATIONS

- 35 Reporting on EMRC Strategic Policy implications align with the revised Strategic Plan 2017-2027 and the Sustainability Strategy.

FINANCIAL IMPLICATIONS

- 36 As outlined within the report and attachments.

SUSTAINABILITY IMPLICATIONS

- 37 Nil

RISK MANAGEMENT

Risk – Non-Compliance with Financial Regulations

Consequence	Likelihood	Rating
Moderate	Unlikely	Moderate
Action/Strategy		
<ul style="list-style-type: none"> ➤ The financial report is scrutinised by the EMRC Council to ensure that all statutory requirements are met. ➤ Internal Audit reviews to ensure compliance with Financial Regulations. ➤ External Audit confirms compliance. 		

MEMBER COUNCIL IMPLICATIONS

Member Council	Implication Details
Town of Bassendean	} Nil
City of Bayswater	

ATTACHMENT(S)

1. Statement of Comprehensive Income by Nature and Type (D2025/17409)
2. Capital Expenditure Statement (D2025/17410)
3. Statement of Financial Position (D2025/17411)
4. Statement of Cash and Investments (D2025/17412)
5. Statement of Financial Activity (D2025/17413)
6. Investment Report (D2025/17414)

VOTING REQUIREMENT

Simple Majority

RECOMMENDATION(S)

That Council receives the Statement of Comprehensive Income, Capital Expenditure Statement, Statement of Financial Position, Statement of Cash and Investments, Statement of Financial Activity and the Investment Report for the period ended 31 July 2025.

COUNCIL RESOLUTION(S)

MOVED

SECONDED

STATEMENT OF COMPREHENSIVE INCOME Nature and Type

Year to Date			July 2025			Full Year		
Actual	Budget	Variance			Forecast*	Budget*	Variance	
Operating Income								
\$5,507,579	\$4,634,081	\$873,498	(F)	User Charges	\$55,608,977	\$55,608,977	\$0	(F)
(\$1,877,061)	(\$1,662,232)	(\$214,829)	(U)	<u>Less Landfill Levy Charges</u>	(\$19,946,784)	(\$19,946,784)	\$0	(F)
\$3,630,518	\$2,971,849	\$658,669	(F)	Net User Charges	\$35,662,193	\$35,662,193	\$0	(F)
\$0	\$0	\$0	(F)	Contributions	\$7,365	\$7,365	\$0	(F)
\$107,400	\$107,000	\$400	(F)	Operating Grants	\$2,107,000	\$2,107,000	\$0	(F)
\$95,769	\$13,246	\$82,523	(F)	Interest Municipal Cash Investments	\$158,951	\$158,951	\$0	(F)
\$155,844	\$102,281	\$53,563	(F)	Interest Restricted Cash Investments	\$1,227,375	\$1,227,375	\$0	(F)
\$131,864	\$155,973	(\$24,109)	(U)	Reimbursements	\$1,871,673	\$1,871,673	\$0	(F)
\$171,282	\$203,274	(\$31,992)	(U)	Other	\$2,439,285	\$2,439,285	\$0	(F)
\$20,227	\$20,000	\$227	(F)	Proceeds from Sale of Assets	\$160,000	\$160,000	\$0	(F)
\$4,312,904	\$3,573,623	\$739,281	(F)	Total Operating Income	\$43,633,842	\$43,633,842	\$0	(F)
Operating Expenditure								
\$1,526,190	\$1,524,531	(\$1,659)	(U)	Salary Expenses	\$15,855,118	\$15,855,118	\$0	(F)
\$540,156	\$606,803	\$66,647	(F)	Contract Expenses	\$9,102,046	\$9,102,046	\$0	(F)
\$75,428	\$98,945	\$23,517	(F)	Material Expenses	\$1,583,122	\$1,583,122	\$0	(F)
\$43,097	\$45,204	\$2,107	(F)	Utility Expenses	\$542,444	\$542,444	\$0	(F)
\$125,666	\$172,434	\$46,768	(F)	Fuel Expenses	\$2,069,203	\$2,069,203	\$0	(F)
\$53,430	\$61,205	\$7,775	(F)	Insurance Expenses	\$918,074	\$918,074	\$0	(F)
\$472,627	\$556,204	\$83,577	(F)	Depreciation Expenses	\$6,674,450	\$6,674,450	\$0	(F)
\$82,205	\$97,253	\$15,048	(F)	Miscellaneous Expenses	\$1,458,798	\$1,458,798	\$0	(F)
\$244,738	\$197,579	(\$47,159)	(U)	Provision Expenses	\$2,370,947	\$2,370,947	\$0	(F)
(\$1,997)	\$0	\$1,997	(F)	Costs Allocated	\$0	\$0	\$0	(F)
\$0	\$0	\$0	(F)	Carrying Amount of Assets Disposed Of	\$98,783	\$98,783	\$0	(F)
\$3,161,540	\$3,360,157	\$198,617	(F)	Total Operating Expenditure	\$40,672,985	\$40,672,985	\$0	(F)
1,151,364	\$213,466	\$937,898	(F)	NET RESULT BEFORE OTHER COMPREHENSIVE INCOME	\$2,960,857	\$2,960,857	\$0	(F)
Surplus	Surplus				Surplus	Surplus		
Other Comprehensive Income								
\$0	\$0	\$0	(F)	Revaluation of Assets/Accumulated Depreciation Reversal	\$0	\$0	\$0	(F)
\$0	\$0	\$0	(F)	Total Other Comprehensive Income	\$0	\$0	\$0	(F)
\$1,151,364	\$213,466	\$937,898	(F)	CHANGE IN NET ASSETS FROM OPERATIONS	\$2,960,857	\$2,960,857	\$0	(F)
Surplus	Surplus				Surplus	Surplus		

Notes:

1. User Charges - include member Councils and casual users pertaining to waste, risk management and environmental services fees and charges;
2. Special Charges - Waste Education Levy;
3. Contributions - member Councils' contributions to projects and services;
4. Operating Grants - grant income predominantly from government agencies; and
5. Other Operating Income - includes income from the sale of products;

(F) denotes Favourable variance and (U) denotes Unfavourable variance

* 2025/2026 Budget is subject to approval



CAPITAL EXPENDITURE STATEMENT

JULY 2025

Year to Date			On Order	Full Year			
Actual	Budget	Variance		Forecast*	Budget*	Variance	
Business Support							
\$0	\$0	\$0	\$0	Extend Ascot PV & EV Charging (24399/28)	\$1,320	\$1,320	\$0
\$0	\$0	\$0	\$0	Purchase Furniture Fittings & Equipment - Corporate Services (24510/01)	\$4,800	\$4,800	\$0
\$0	\$0	\$0	\$0	Purchase Information Technology & Communication Equipment (24550/00)	\$176,000	\$176,000	\$0
\$0	\$0	\$0	\$0	Upgrade Security Equipment - Ascot Place (25530/01)	\$2,450	\$2,450	\$0
\$0	\$0	\$0	\$0		\$184,570	\$184,570	\$0



CAPITAL EXPENDITURE STATEMENT

JULY 2025

Year to Date			On Order	Full Year		
Actual	Budget	Variance		Forecast*	Budget*	Variance
Operations Team						
\$0	\$0	\$0	\$0	\$40,000	\$40,000	\$0
				Construct Waste Management Facility Buildings - Red Hill Landfill Facility (24250/01)		
\$0	\$0	\$0	\$0	\$400,000	\$400,000	\$0
				Construct Waste Transfer Station - HRRP (24259/10)		
\$0	\$0	\$0	\$0	\$0	\$0	\$0
				Construct Wood Waste to Energy Building (Commissioning) - HRRP (24259/18)		
\$0	\$0	\$0	\$0	\$2,588,374	\$2,588,374	\$0
				Construct Class III Cell Stage 18 - Red Hill Landfill Facility (24310/22)		
\$0	\$0	\$0	\$0	\$575,000	\$575,000	\$0
				Construct Class III Cell Stage 19 - Red Hill Landfill Facility (24310/23)		
\$0	\$0	\$0	\$0	\$75,000	\$75,000	\$0
				Construct Class III Cell Stage 20 - Red Hill Landfill Facility (24310/24)		
\$0	\$0	\$0	\$0	\$50,000	\$50,000	\$0
				Design and Construct Class IV Cell Stage 3 - Red Hill Landfill Facility (24330/05)		
\$0	\$0	\$0	\$0	\$50,000	\$50,000	\$0
				Construct Leachate and Stormwaste Infrastructure and Siltation Ponds - Red Hill Landfill Facility (24350/01)		
\$0	\$0	\$0	\$0	\$50,000	\$50,000	\$0
				Construct Roads / Carparks - Red Hill Landfill Facility (24370/00)		
\$0	\$0	\$0	\$0	\$330,000	\$330,000	\$0
				Construct Access Road to Lots 8 9 10 - Red Hill Landfill Facility (24370/02)		
\$0	\$0	\$0	\$0	\$50,000	\$50,000	\$0
				Construct Drainage Diversion and Earthworks Infrastructures - Red Hill Landfill Facility (24380/00)		
\$0	\$0	\$0	\$0	\$220,000	\$220,000	\$0
				Construct Drainage Works to Lots 8 9 10 - Red Hill Landfill Facility (24380/01)		



CAPITAL EXPENDITURE STATEMENT

JULY 2025

Year to Date			On Order	Full Year			
Actual	Budget	Variance		Forecast*	Budget*	Variance	
Operations Team							
\$0	\$0	\$0	\$0	Construct Litter Fence - Redhill Landfill Facility (24394/05)	\$40,000	\$40,000	\$0
\$2,242	\$114,167	\$111,925	\$0	Relocate Garden Organics Processing area - Red Hill Landfill Facility (24395/04)	\$1,370,000	\$1,370,000	\$0
\$0	\$0	\$0	\$0	Construct FOGO Processing Area - Red Hill Landfill Facility (24395/05)	\$50,000	\$50,000	\$0
\$0	\$0	\$0	\$29,150	FOGO Picking Station - Red Hill Landfill Facility (24395/11)	\$50,000	\$50,000	\$0
\$0	\$0	\$0	\$0	FOGO Pad Fence - Red Hill Landfill Facility (24395/12)	\$150,000	\$150,000	\$0
\$0	\$0	\$0	\$0	FOGO Pad Cover & Associated Works - Red Hill Landfill Facility (24395/13)	\$1,811,456	\$1,811,456	\$0
\$0	\$0	\$0	\$0	Project & Engineering Hazelmere - Construct Other (24399/03)	\$125,000	\$125,000	\$0
\$0	\$0	\$0	\$0	Air Supply lines - Waste Management Structures - Red Hill Landfill Facility (24399/10)	\$25,000	\$25,000	\$0
\$0	\$0	\$0	\$0	Develop Lots 8 9 & 10 For Future Waste Activities - Red Hill Landfill Facility (24399/19)	\$100,000	\$100,000	\$0
\$0	\$0	\$0	\$0	Gas Extraction System Wells - Red Hill Landfill Facility (24399/20)	\$25,000	\$25,000	\$0
\$0	\$0	\$0	\$0	Design and Construct Air Pollution Control Residue Facility (APCR) Monocell - Red Hill Landfill Faci (24399/32)	\$0	\$0	\$0
\$0	\$0	\$0	\$0	Purchase / Replace Plant - Red Hill Landfill Facility (24410/00)	\$1,500,000	\$1,500,000	\$0
\$0	\$0	\$0	\$0	Purchase / Replace Plant - Hazelmere (24410/01)	\$550,000	\$550,000	\$0
\$20,170	\$4,167	(\$16,003)	\$0	Purchase FOGO Processing Plant - Red Hill Landfill Facility (24410/10)	\$50,000	\$50,000	\$0



CAPITAL EXPENDITURE STATEMENT

JULY 2025

Year to Date			On Order	Full Year			
Actual	Budget	Variance		Forecast*	Budget*	Variance	
Operations Team							
\$0	\$0	\$0	\$0	Purchase / Replace Minor Plant and Equipment-Red Hill Landfill Facility (24420/00)	\$161,000	\$161,000	\$0
(\$5,486)	\$11,000	\$16,486	\$0	Purchase / Replace Minor Plant and Equipment - Hazelmere (24420/02)	\$132,000	\$132,000	\$0
\$0	\$0	\$0	\$0	Purchase / Replace Vehicles - Red Hill Landfill Facility (24430/00)	\$47,000	\$47,000	\$0
\$0	\$0	\$0	\$0	Purchase / Replace Security System - Hazelmere (24530/10)	\$10,000	\$10,000	\$0
\$0	\$0	\$0	\$0	Waste Transfer Station - CCTV and Network - HRRP (24530/11)	\$10,000	\$10,000	\$0
\$0	\$0	\$0	\$0	Purchase Information Technology & Communication Equipment - Hazelmere (24550/03)	\$28,000	\$28,000	\$0
\$0	\$0	\$0	\$0	Purchase Information Technology & Communication Equipment - Baywaste (24550/04)	\$12,000	\$12,000	\$0
\$0	\$0	\$0	\$0	Purchase Information Technology & Communication Equipment - Red Hill Admin (24550/05)	\$27,000	\$27,000	\$0
\$0	\$0	\$0	\$0	Purchase Information Technology & Communication Equipment - Red Hill Weighbridge (24550/06)	\$6,000	\$6,000	\$0
\$0	\$0	\$0	\$0	Purchase / Replace Other Equipment - Red Hill Landfill Facility (24590/00)	\$50,000	\$50,000	\$0
\$10,364	\$1,667	(\$8,697)	\$0	Purchase / Replace Miscellaneous Equipment - Hazelmere (24590/02)	\$20,000	\$20,000	\$0



CAPITAL EXPENDITURE STATEMENT

JULY 2025

Year to Date			On Order	Full Year			
Actual	Budget	Variance		Forecast*	Budget*	Variance	
Operations Team							
\$0	\$0	\$0	\$0	Purchase Office Furniture and Fittings - Hazelmere Office (24610/10)	\$5,000	\$5,000	\$0
\$0	\$0	\$0	\$0	Purchase Furniture and Fittings - Hazelmere Workshop (24610/11)	\$5,000	\$5,000	\$0
\$0	\$0	\$0	\$0	Refurbish Plant - Red Hill Landfill Facility (25410/00)	\$109,000	\$109,000	\$0
(\$41,494)	\$0	\$41,494	\$0	Refurbish Plant - Hazelmere (25410/01)	\$0	\$0	\$0
(\$14,204)	\$131,001	\$145,205	\$29,150		\$10,896,831	\$10,896,831	(\$0)
(\$14,204)	\$131,001	\$145,205	\$29,150	TOTAL CAPITAL EXPENDITURE	\$11,081,401	\$11,081,401	\$0

* 2025/2026 Budget is subject to approval



STATEMENT OF FINANCIAL POSITION

JULY 2025

Actual June 2025	Actual Year to Date	(F) = Favourable variation (U) = Unfavourable variation	Full Year		
			Forecast*	Budget*	Variance
Current Assets					
\$2,307,217	\$2,672,373	Cash and Cash Equivalents	\$33,594,001	\$33,594,001	\$0 (F)
\$71,500,000	\$69,000,000	Investments	\$0	\$0	\$0 (F)
\$5,795,731	\$4,404,653	Trade and Other Receivables	\$4,088,629	\$4,088,629	\$0 (F)
\$112,987	\$156,395	Inventories	\$39,035	\$39,035	\$0 (F)
\$39,308	\$393,498	Other Assets	\$67,382	\$67,382	\$0 (F)
\$79,755,243	\$76,626,919	Total Current Assets	\$37,789,047	\$37,789,047	\$0 (F)
Current Liabilities					
\$11,152,225	\$6,140,968	Trade and Other Payables	\$7,302,539	\$7,302,539	\$0 (F)
\$34,409,635	\$34,409,635	Provisions**	\$2,888,934	\$2,888,934	\$0 (F)
\$45,561,860	\$40,550,603	Total Current Liabilities	\$10,191,473	\$10,191,473	\$0 (F)
\$34,193,383	\$36,076,316	Net Current Assets	\$27,597,574	\$27,597,574	\$0 (F)
Non Current Assets					
\$73,340,000	\$73,340,000	Land	\$47,850,257	\$47,850,257	\$0 (F)
\$21,391,459	\$21,324,028	Buildings	\$30,976,537	\$30,976,537	\$0 (F)
\$32,593,577	\$33,211,049	Structures	\$56,149,200	\$56,149,200	\$0 (F)
\$15,087,711	\$15,023,013	Plant	\$22,381,126	\$22,381,126	\$0 (F)
\$1,102,043	\$1,088,408	Equipment	\$2,955,435	\$2,955,435	\$0 (F)
\$164,883	\$164,293	Furniture and Fittings	\$209,836	\$209,836	\$0 (F)
\$8,169,031	\$7,211,084	Work in Progress	\$10,562,667	\$10,562,667	\$0 (F)
\$151,848,704	\$151,361,875	Total Non Current Assets	\$171,085,058	\$171,085,058	\$0 (F)
Non Current Liabilities					
\$8,808,999	\$9,053,739	Provisions	\$135,803,992	\$135,803,992	\$0 (F)
\$8,808,999	\$9,053,739	Total Non Current Liabilities	\$135,803,992	\$135,803,992	\$0 (F)
\$177,233,088	\$178,384,452	Net Assets	\$62,878,640	\$62,878,640	\$0 (F)
Equity					
\$33,745,637	\$47,656,864	Accumulated Surplus/Deficit	\$1,282,614	\$1,282,614	\$0 (F)
\$62,345,588	\$62,345,588	Asset Revaluation Reserve	\$30,374,026	\$30,374,026	\$0 (F)
\$67,230,636	\$67,230,636	Cash Backed Reserves	\$28,261,143	\$28,261,143	\$0 (F)
\$13,911,227	\$1,151,364	Net change in assets from operations	\$2,960,857	\$2,960,857	\$0 (F)
\$177,233,088	\$178,384,452	Total Equity	\$62,878,640	\$62,878,640	\$0 (F)

* 2025/2026 Budget is subject to approval

**Current Liabilities - Provisions include City of Kalamunda Payout Provision of \$31,717,882

CASH AND INVESTMENTS JULY 2025

Actual June 2025	Actual Year to Date		Full Year		
			Forecast*	Budget*	Variance
Municipal Cash and Investments					
2,303,367	2,668,523	Cash at Bank - Municipal Fund 01001/00	2,158,951	2,158,951	0 (F)
3,850	3,850	Cash on Hand 01019/00 - 02	3,850	3,850	0 (F)
4,269,364	917,956	Investments - Municipal Fund 02021/00	3,170,057	3,170,057	0 (F)
6,576,581	3,590,329	Total Municipal Cash	5,332,858	5,332,858	0 (F)
Restricted Cash and Investments					
1,479,731	164,338	Restricted Investments - Plant and Equipment 02022/01	1,475,254	1,475,254	0 (F)
4,853,325	4,960,057	Restricted Investments - Post Closure Site Rehabilitation Red Hill 02022/02	3,395,153	3,395,153	0 (F)
6,991,417	5,176,497	Restricted Investments - Future Development 02022/03	6,510,148	6,510,148	0 (F)
4,404,275	4,501,132	Restricted Investments - Environmental Monitoring Red Hill 02022/04	917,544	917,544	0 (F)
5,669,768	5,749,321	Restricted Investments - Class IV Cells Red Hill 02022/07	4,901,634	4,901,634	0 (F)
1,595,150	209,501	Restricted Investments - Class III Cells 02022/10	711,402	711,402	0 (F)
6,268,110	6,405,956	Restricted Investments - EastLink Relocation 02022/13	1,416,772	1,416,772	0 (F)
6,162,728	11,081,400	Restricted Investments - Committed Funds 02022/14	6,823,043	6,823,043	0 (F)
28,546,094	28,546,094	Restricted Investments - Equity Reserve 02022/15	782,061	782,061	0 (F)
1,260,038	1,287,748	Restricted Investments - Long Service Leave 02022/90	1,328,132	1,328,132	0 (F)
67,230,636	68,082,044	Total Restricted Cash	28,261,143	28,261,143	0 (F)
73,807,217	71,672,373	TOTAL CASH AND INVESTMENTS	33,594,001	33,594,001	0 (F)

The Cash at Bank - Municipal Fund represents the balance on the last day of the relevant month. Any portion of the balance available for investment is transferred into the Investment - Municipal Fund account in the following period. Funds held in the Cash at Bank - Municipal Fund continue to accrue interest as per the Westpac commercial rates.

* 2025/2026 Budget is subject to approval



STATEMENT OF FINANCIAL ACTIVITY July 2025

Year to Date				Full Year			
Actual	Budget	Variance		Forecast*	Budget *	Variance	
OPERATING ACTIVITIES							
Revenue from operating activities							
\$5,507,579	\$4,634,081	\$873,498	(F)	\$55,608,977	\$55,608,977	\$0	(F)
\$239,264	\$262,973	(\$23,709)	(U)	\$3,986,038	\$3,986,038	\$0	(F)
\$251,613	\$115,527	\$136,086	(F)	\$1,386,326	\$1,386,326	\$0	(F)
\$171,282	\$203,274	(\$31,992)	(U)	\$2,439,285	\$2,439,285	\$0	(F)
\$20,227	\$20,000	\$227	(F)	\$61,217	\$61,217	\$0	(F)
\$6,189,965	\$5,235,855	\$954,110	(F)	\$63,481,843	\$63,481,843	\$0	(F)
Expenditure from operating activities							
(\$1,526,190)	(\$1,524,531)	(\$1,659)	(U)	(\$15,855,118)	(\$15,855,118)	\$0	(F)
(\$615,584)	(\$705,748)	\$90,164	(F)	(\$10,685,168)	(\$10,685,168)	\$0	(F)
(\$43,097)	(\$45,204)	\$2,107	(F)	(\$542,444)	(\$542,444)	\$0	(F)
(\$472,627)	(\$556,204)	\$83,577	(F)	(\$6,674,450)	(\$6,674,450)	\$0	(F)
(\$53,430)	(\$61,205)	\$7,775	(F)	(\$918,074)	(\$918,074)	\$0	(F)
(\$2,327,673)	(\$2,129,498)	(\$198,175)	(U)	(\$25,845,732)	(\$25,845,732)	\$0	(F)
(\$5,038,601)	(\$5,022,389)	(\$16,212)	(U)	(\$60,520,986)	(\$60,520,986)	\$0	(F)
\$711,342	\$8,115,769	(\$7,404,427)	(U)	\$8,631,722	\$8,631,722	\$0	(F)
\$1,862,706	\$8,329,235	(\$6,466,529)	(U)	\$11,592,579	\$11,592,579	\$0	(F)
Amount attributable to operating activities							
INVESTING ACTIVITIES							
Inflows from investing activities							
\$20,227	\$20,000	\$227	(F)	\$160,000	\$160,000	\$0	(F)
\$20,227	\$20,000	\$227	(F)	\$160,000	\$160,000	\$0	(F)
Outflows from investing activities							
\$0	(\$131,001)	\$131,001	(F)	(\$3,910,450)	(\$3,910,450)	\$0	(F)
\$0	\$0	\$0	(F)	(\$7,170,950)	(\$7,170,950)	\$0	(F)
\$0	(\$131,001)	\$131,001	(F)	(\$11,081,401)	(\$11,081,401)	\$0	(F)
\$20,227	(\$111,001)	\$131,228	(F)	(\$10,921,401)	(\$10,921,401)	\$0	(F)
Amount attributable to investing activities							
FINANCING ACTIVITIES							
Inflows from financing activities							
\$4,918,672	\$14,000,000	(\$9,081,328)	(U)	\$18,427,499	\$18,427,499	\$0	(F)
\$4,918,672	\$14,000,000	(\$9,081,328)	(U)	\$18,427,499	\$18,427,499	\$0	(F)
Outflows from financing activities							
(\$5,770,080)	(\$5,715,205)	(\$54,875)	(U)	(\$3,519,176)	(\$3,519,176)	\$0	(F)
(\$5,770,080)	(\$5,715,205)	(\$54,875)	(U)	(\$3,519,176)	(\$3,519,176)	\$0	(F)
(\$851,408)	\$8,284,795	(\$9,136,203)	(U)	\$14,908,323	\$14,908,323	\$0	(F)
Amount attributable to financing activities							
MOVEMENT IN SURPLUS OR DEFICIT							
(\$33,037,253)	(\$16,243,070)	(\$16,794,183)	(U)	(\$16,243,070)	(\$16,243,070)	\$0	(F)
\$1,862,706	\$8,329,235	(\$6,466,529)	(U)	\$11,592,579	\$11,592,579	\$0	(F)
\$20,227	(\$111,001)	\$131,228	(F)	(\$10,921,401)	(\$10,921,401)	\$0	(F)
(\$851,408)	\$8,284,795	(\$9,136,203)	(U)	\$14,908,323	\$14,908,323	\$0	(F)
(\$32,005,728)	\$259,959	(\$32,265,687)	(U)	(\$663,569)	(\$663,569)	\$0	(F)

* 2025/2026 Budget is subject to approval

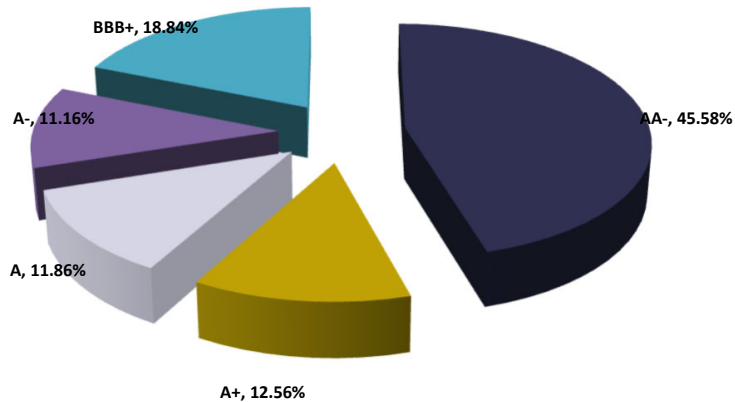
EMRC Investment Report

July 2025

I. Overall Portfolio Limits

S&P Long Term Rating	% Portfolio	Investment Maximum %
AA-	45.58%	100.00%
A+	12.56%	100.00%
A	11.86%	100.00%
A-	11.16%	100.00%
BBB+	18.84%	40.00%
	100.00%	

Investment by S&P Rating



II. Single Entity Exposure

	S&P Long Term Rating	% Portfolio	
ANZ Banking Group	AA-	0.00%	
AMP	BBB+	18.84%	*
NAB	AA-	0.00%	
Westpac / St. George Bank	AA-	28.14%	
Suncorp	A+	12.56%	*
BOQ / ME Bank	A-	5.58%	*
Rabobank	A	11.86%	
Bendigo	A-	5.58%	*
Commonwealth Bank	AA-	17.44%	
		100.00%	

* Non-Fossil Fuel ADI (Authorised Deposit Taking Institution)

III. Term to Maturity Framework

Maturity Profile	Investment Policy Guidelines		
	% Portfolio	% Min	% Max
Less Than 1 Year	100.00%	40%	100%
Greater than 1 year & less than or equal to 3 years	0.00%	0%	60%
	100.00%		

IV. Fossil Fuel Divestment

	% Portfolio
Non-Fossil Fuel ADI's	42.56%
Fossil Fuel ADI's	57.44%
	100.00%



14.4 WASTE & RESOURCE RECOVERY CONFERENCE 2025 – SEPTEMBER 2025

D2025/15262 (AF) | D202517295

PURPOSE OF REPORT

The purpose of this report is to advise Council of the upcoming Waste & Resource Recovery Conference 2025 to be held at Crown Towers Perth, on Wednesday 10 September 2025 and Thursday 11 September 2025.

KEY POINT(S)

- The WA Waste & Resource Recovery Conference is to be held at Crown Towers, Perth, on Wednesday 10 September 2025 and Thursday 11 September 2025, with external offsite tours planned for Tuesday 9 September.
- The EMRC has supported the event over many years and 2025 is no exception.

RECOMMENDATION(S)

That:

1. Councillors and Officers note the dates of 10 and 11 September 2025 for the 2025 WA Waste & Resource Recovery Conference.
2. Councillor(s) and the Chief Executive Officer be authorised to attend the 2025 WA Waste & Resource Recovery Conference.

SOURCE OF REPORT

Employee Disclosure under s.5.70 of the *Local Government Act 1995*

Author(s)	Chief Transformation Officer	Nil
Responsible Officer	Chief Transformation Officer	Nil

BACKGROUND

- 1 Advice has been received that the 2025 WA Waste & Resource Recovery Conference is to be held on 10 and 11 September 2025 at Crown Towers Perth with two 'full day' optional external tours planned for 9 September.

REPORT

- 2 The WA Waste & Resource Recovery Conference is an annual event that caters to those involved in waste management, resource recovery and the circular economy.
- 3 Limited details of keynote speakers and presentations are available at the time of writing this report however the Conference website: Registration – Waste and Resource Recovery Conference (wasteandrecycle.net.au) will provide up-to-date information as it becomes available. The speakers known at this time are Adam Ferrier (keynote Speaker) Founder of Tinkerbell, ranked 2021 number one Creative Agency in the world by industry publications BestAds, Professor Jodie Conduit, Pro Vice Chancellor of Business and Law at Adelaide University, and Heinz Schandl, PhD and senior science leader at CSIRO Canberra.



- 4 The conference, hosted by the Waste Management and Resource Recovery Association of Australia (WMRR), Department of Water and Environmental Regulation (DWER) and Western Australian Local Government Association (WALGA), is recognised as one of the largest gatherings of thought leaders, educators and industry professionals in the waste and resource recovery sector.
- 5 Conference Registration includes access to all conference sessions and internal exhibition displays. There are networking opportunities over morning, afternoon tea and lunch breaks. Attendance also allows for participants to share experience and knowledge with peers on previous achievements and successes and interact with others in the waste and resource recovery industry. At the time of preparing this report, the 2025 program is unavailable at this time, but will be provided once available.
- 6 All Conference sessions are being held at the Crown Towers Perth.
- 7 The Conference Program normally covers a range of issues generally of interest to the EMRC. The early bird registration fee is available until 11 August 2025.

STRATEGIC/POLICY IMPLICATIONS

- 8 Reporting on EMRC Strategic Policy implications align with the revised 10 Year Strategic Plan 2017-2027 and the Sustainability Strategy 2022/2023 – 2026/2027.
- 9 In addition to the above, ‘Council Policy 6.3 Attendance at Events’, covers attendance at events and is consistent with the recommendation.

FINANCIAL IMPLICATIONS

- 10 The expenditure for Councillors and EMRC Officers attendance at conferences are allowed for in the 2025/2026 draft annual budget.
- 11 A full registration with early bird discount and attendance at the conference and networking events will cost \$640 per attendee, with ‘day registration’ being a cost of \$400 per attendee.

SUSTAINABILITY IMPLICATIONS

- 12 The conference heavily focuses on resource recovery which is a pillar of sustainability and is also in line with the EMRC’s Sustainability Strategy and the ethos of the EMRC.

RISK MANAGEMENT

Risk – Non Compliance with Council Policy		
Consequence	Likelihood	Rating
Insignificant	Unlikely	Low
Action/Strategy		
➤ Approval be sought for Councillors and the CEO to attend 2025 WA Waste & Resource Recovery Conference to comply with Council Policy 6.3 Attendance at Events		



MEMBER COUNCIL IMPLICATIONS

Member Council	Implication Details
Town of Bassendean } City of Bayswater }	Nil

ATTACHMENT(S)

Registration Form for the 2025 WA Waste & Resource Recovery Conference (D2025/15683)

VOTING REQUIREMENT

Simple Majority

RECOMMENDATION(S)

That:

1. Councillors and Officers note the dates of 10 and 11 September 2025 for the 2025 WA Waste & Resource Recovery Conference.
2. Councillor(s) and the Chief Executive Officer be authorised to attend the WA Waste & Resource Recovery Conference 2025.

COUNCIL RESOLUTION(S)

MOVED

SECONDED

Conference Program

Please see below our program, noting the program is subject to change. If you are using your mobile, please turn your phone to landscape.

Tuesday, September 9, 2025

8:30 AM - 5:00 PM	<p><u>2025 Tours</u> <u>On Tuesday 9 September, the Conference will be offering two full day tours. For more information</u> <u>https://wasteandrecycle.net.au/tours/</u></p>

Wednesday, September 10, 2025

8:30 AM - 5:00 PM	<p><u>Registration Desk Open Day 1</u></p>
8:45 AM - 8:50 AM	<p><u>Conference Convenor Welcome - Day 1</u></p>
8:50 AM - 9:00 AM	<p><u>Welcome to Country- Barry McGuire</u></p>
9:00 AM - 9:10 AM	<p><u>Opening of Conference – Parliamentary Secretary Kim Giddens, Representing Hon Matthew Swinbourn MLC, Minister for the Environment</u></p>
9:10 AM - 10:00 AM	<p><u>Keynote: Adam Ferrier, Thinkerbell</u></p>
10:00 AM - 10:35 AM	<p><u>Keynote: To be Confirmed</u></p>
10:35 AM - 11:05 AM	<p><u>Morning Tea Day 1</u></p>
11:05 AM - 12:00 PM	<p><u>Deep Dive into Organics</u> <u>Facilitator: Gayle Sloan, WMRR Panelists: Mayor Alison Xamon, City of Vincent, Chris Gusenzow, Remondis, Adrian Wiley, DWER, Therese Manning, enRiskS.</u></p>

12:00 PM - 1:30 PM	<u>Lunch Day 1</u> <u>Speed Networking Session Time: 12.45pm - 1.30pm Location: Meeting Room 2 Informal breakout: The Great Unwaste Time: 1.00pm - 2.00pm Location: Meeting Room 2</u>
1:30 PM - 3:00 PM	<u>Regional and Remote</u>
3:00 PM - 3:30 PM	<u>Afternoon Tea Day 1</u>
3:30 PM - 5:00 PM	<u>Innovation</u>
5:00 PM - 7:00 PM	<u>2025 Networking Function</u>

8:30 AM - 5:00 PM	<u>Registration Desk Open Day 1</u>
8:45 AM - 8:50 AM	<u>Conference Convenor Welcome - Day 1</u>
8:50 AM - 9:00 AM	<u>Welcome to Country- Barry McGuire</u>
9:00 AM - 9:10 AM	<u>Opening of Conference – Parliamentary Secretary Kim Giddens, Representing Hon Matthew Swinbourn MLC, Minister for the Environment</u>
9:10 AM - 10:00 AM	<u>Keynote: Adam Ferrier, Thinkerbell</u>
10:00 AM - 10:35 AM	<u>Keynote: To be Confirmed</u>
10:35 AM - 11:05 AM	<u>Morning Tea Day 1</u>
11:05 AM - 12:00 PM	<u>Deep Dive into Organics</u> <u>Facilitator: Gayle Sloan, WMRR Panelists: Mayor Alison Xamon, City of Vincent, Chris Gusenzow, Remondis, Adrian Wiley, DWER, Therese Manning, enRiskS.</u>
12:00 PM - 1:30 PM	<u>Lunch Day 1</u> <u>Speed Networking Session Time: 12.45pm - 1.30pm Location: Meeting Room 2 Informal breakout: The Great Unwaste Time: 1.00pm - 2.00pm Location: Meeting Room 2</u>
1:30 PM - 3:00 PM	<u>Better Practice</u>
3:00 PM - 3:30 PM	<u>Afternoon Tea Day 1</u>
3:30 PM - 5:00 PM	<u>Hot Topics: Batteries</u>

5:00 PM - 7:00 PM

2025 Networking Function

Thursday, September 11, 2025

8:30 AM - 3:30 PM	<u>Registration Desk Open Day 2</u>
9:00 AM - 9:05 AM	<u>Conference Convenor Welcome Day 2</u>
9:05 AM - 9:20 AM	<u>Waste Authority WA</u> <u>Elizabeth Carr AM, Chair of The Waste Authority.</u>
9:20 AM - 9:55 AM	<u>Keynote: Dr Heinz Schandl, CSIRO</u>
9:55 AM - 10:30 AM	<u>Keynote: Professor Jodie Conduit, The University of Adelaide</u>
10:30 AM - 11:00 AM	<u>Morning Tea Day 2</u>
11:00 AM - 12:00 PM	<u>Panel: Moving WA up the Hierarchy.</u> <u>Facilitator: Hayley Rolfe, GHD Panelists: Janelle Osenton,</u> <u>Good Sammy, Prof. Jodie Conduit, Adelaide University, Ceri</u> <u>Price, DWER</u>
12:00 PM - 1:00 PM	<u>Lunch Day 2</u>
1:00 PM - 2:30 PM	<u>Circular Economy.</u>
1:30 PM - 2:30 PM	<u>Optimising FOGO Uptake</u>
2:40 PM - 3:25 PM	<u>Hot Topic: Emerging Contaminants</u>
3:25 PM - 3:30 PM	<u>Conference Wrap Up</u>
6:00 PM - 11:30 PM	<u>2025 WasteSorted Awards</u> <u>This is a ticketed event. For more information please go to the</u> <u>website</u> <u>https://www.wasteauthority.wa.gov.au/about/view/wastesorted-awards</u>

8:30 AM - 3:30 PM	<u>Registration Desk Open Day 2</u>
9:00 AM - 9:05 AM	<u>Conference Convenor Welcome Day 2</u>

9:05 AM - 9:20 AM	<u>Waste Authority WA</u> <u>Elizabeth Carr AM, Chair of The Waste Authority.</u>
9:20 AM - 9:55 AM	<u>Keynote: Dr Heinz Schandl, CSIRO</u>
9:55 AM - 10:30 AM	<u>Keynote: Professor Jodie Conduit, The University of Adelaide</u>
10:30 AM - 11:00 AM	<u>Morning Tea Day 2</u>
11:00 AM - 12:00 PM	<u>Panel: Moving WA up the Hierarchy.</u> <u>Facilitator: Hayley Rolfe, GHD Panelists: Janelle Osenton,</u> <u>Good Sammy, Prof. Jodie Conduit, Adelaide University, Ceri</u> <u>Price, DWER</u>
12:00 PM - 1:00 PM	<u>Lunch Day 2</u>
1:00 PM - 2:30 PM	<u>Miscellaneous</u>
1:30 PM - 2:30 PM	<u>Optimising FOGO Uptake</u>
2:40 PM - 3:25 PM	<u>Hot Topic: Emergency Waste Management (Fire)</u>
3:25 PM - 3:30 PM	<u>Conference Wrap Up</u>
6:00 PM - 11:30 PM	<u>2025 WasteSorted Awards</u> <u>This is a ticketed event. For more information please go to the</u> <u>website</u> <u>https://www.wasteauthority.wa.gov.au/about/view/wastesorted-awards</u>



14.5 DIVIDEND DISTRIBUTION POLICY

D2025/17312

PURPOSE OF REPORT

The purpose of this report is to consider a formal position for the EMRC to adopt a process for the direct distribution of a portion of its profits to its members in a systematic and financially prudent manner.

KEY POINT(S)

- Between June 2020, and June 2024, the EMRC has paid its members a total of \$30,350,387 in direct distribution of surpluses in the form of Food Organics and Garden Organics (FOGO) grants and end of financial year dividend payments.
- The total figure is comprised of \$15,364,400 in FOGO grants and \$14,985,987 in dividends.
- These dividends occurred during a time of larger overall membership and subsequently greater throughput of waste tonnage at the EMRC’s facilities, which underwrote commercial operations and capital investment demands.
- Dividends were distributed at the relevant times based on per capita equity share.
- The Establishment Agreement (EA) of the EMRC does not detail a manner in which to distribute dividends.
- A draft Dividend Distribution Policy has been developed for EMRC Council consideration to guide financial management and meet stakeholder expectations in a transparent manner.
- The policy seeks to adopt a position of pursuing a ‘Stable Dividend’ position, which shall be distributed on the basis of patronage of waste service disposal service utilisation.
- Provision in the policy has been made for both special dividends and a surplus sharing mechanism which may attract greater additional local government participation in the EMRC.

RECOMMENDATION(S)

That:

1. Adopt the Dividend Distribution Policy forming attachment 1 of this report.
2. Request the CEO consider provision for the interim dividend distribution in line with the policy as part of the 2025-2026 mid-year budget review.

SOURCE OF REPORT

Employee Disclosure under s.5.70 of the *Local Government Act 1995*

Author(s)	Chief Executive Officer	Nil
Responsible Officer	Chief Executive Officer	Nil

BACKGROUND

1 Since June 2020, the following funds have been distributed to members of the EMRC:

Local Government Member	FOGO distribution June 2020	Dividend June 2020	Dividend June 2021	FOGO distribution June 2023	Dividend June 2024	Total
Bassendean	648,100.00	214,462.86	110,975.20	69,800.00	278,000	1,321,338.06
Bayswater	2,867,500.00	929,743.28	968,272.68	346,700.00	1,222,000	6,334,215.96
Mundaring	1,455,200.00	533,316.07	473,761.20	39,300.00	677,500	3,179,077.27
Swan	4,904,300.00	1,953,643.65	1,982,306.10	981,600.00	2,822,500	12,644,349.75
Kalamunda*	2,193,700.00	803,210.33	828,393.92	137,800.00		3,963,104.25
Belmont**	1,720,400.00	565,623.81	622,278.88			2,908,302.69
	13,789,200.00	5,000,000.00	4,985,987.98	1,575,200.00	5,000,000.00	30,350,387.98

**City of Belmont withdrew from EMRC from 1 July 2021

*City of Kalamunda withdrew from EMRC from 1 July 2023

2 Historically funds have been distributed on per capita resident population proportion, in line with the EA clauses related to clause 9.4 'Division of Assets' which states, inter alia, that:

a "...any surplus funds or assets are to be distributed to the Participant in the same proportions as the Population of each Participant bears to the total of the Populations of all Participants"

3 The EA has no formal provision for distribution of surpluses outside a withdrawal of a member, or the winding up of a continuing or new project or service.

4 The EA Clause 8.1 'Contributions towards regional purposes' however references revenue and contribution specifically related to the Red Hill Waste Facility, in that, inter alia:

a "... any activity of the EMRC for a Regional Purpose, the annual contribution of each Participant towards the operating expenditure relating to the matter, as disclosed in the municipal fund budget of the EMRC for that financial year, shall, unless the Participants agree otherwise, be met from the revenue derived from the EMRC's operations at the Red Hill waste facility."

and

b "If a Participant does not use the Red Hill waste facility then that Participant shall meet the cost of the contribution as determined by the EMRC Council having regard to the proportion which the Population of that Participant bears to the total of the Populations of all Participants."

5 The link to the operation of Red Hill has been considered as a key proponent in development of the draft Dividend Distribution policy.

6 The revised membership base and broad-spectrum re-casting of fees and charges including to members has fundamentally changed the baseline revenue of the organisation and with this revised revenue approach, opportunities presents to reframe how value may be derived from the business.

REPORT

7 Many less complex regional local governments offer discounted services up front to their members, who typically comprise the majority of their customer base.

8 This has benefits of immediate perception of value, is simple, and transparent.

9 However, for a more commercially driven entity like the EMRC, this approach can diminish value, immediately compress margins and, because discounts are front-loaded, make the business more vulnerable to unpredictable cost increases beyond operational control. The impact and therefore risk is directly proportional to how closely these upfront discounts align with the cost base.

10 Discounts or setting a lower price will erode business value by lowering the return to the owners ascribing a lower valuation to a potential investor as it impacts the financial statements.

- 11 Distributions, in the form of dividends are more common to commercial entities, and with a precedent at the EMRC, have the benefit of maintaining price integrity, improving organisational cash flow, and are directly proportional to the actual performance of the business, lowering risk to the business.
- 12 Dividend distributions when pursued do have the issue of delaying financial return, are more complex for the company administering them, and can bring uncertainty to members if there is limited history or a guiding framework for their application.
- 13 Both of these approaches have direct implications on the financial statements, with the latter more interpretable for potential external partners and investors.
- 14 Given the current circumstances and complexity of the EMRC as a more commercial oriented organisation, distribution in the form of a dividend akin to a 'rebate' is proposed.
- 15 The proposed Dividend Distribution policy also offers a distinct advantage in the positive signal it sends to the market and the public, an impact that is not immediately evident when a discount is applied.
- 16 The decision to pay a dividend can be a powerful signal to the market about the company's financial health and future prospects, and formal adoption of a dividend policy can signal management's confidence in the EMRC's profitability, which would not be considered in a business with limited prospects.
- 17 In the time available to develop this draft policy the EMRC administration considered two aspects of dividend divestment; the policy position and distribution methodology.
- 18 Three dividend policy positions were considered to guide the drafting of the Policy:
- a Stable Dividend Policy: The EMRC aims to pay a consistent and predictable dividend each year, regardless of short-term fluctuations in earnings. The dividend is typically increased in line with the company's long-term growth.
 - b Constant Payout Ratio Policy: The EMRC pays a fixed percentage of its earnings as dividends. This means the dividend amount will fluctuate directly with the company's profits, which can lead to volatility.
 - c Residual Dividend Policy: The EMRC pays dividends only after all profitable investment opportunities have been funded. This policy prioritises growth, with dividends being a "residual" or leftover amount.
- 19 After consideration, it is proposed that a stable dividend policy position be adopted directly linked to member service costing and utilisation.
- 20 While a residual dividend, and a constant payout ratio policy were considered, debt obligations on the horizon and consolidation of the investment in a number of projects relative to increasing cash reserves make these less preferable.
- 21 It is proposed that a target range for annual dividends be adopted within the policy which is directly related to the fees which the EMRC charge its members for its core Red Hill services.
- 22 In doing so dividends have direct proportionality to fees whereby if the fee is reduced, the target dividend is reduced, and if the fee is increased, the target dividend is increased.

- 23 Similarly, three methods of dividend distribution were considered and modelled:
- a Ownership or pro-rata distribution methodology: This simple approach will be the same as the status quo of distribution of the EMRC based on equity holdings, however it is not tied to patronage of the service.
 - b A volume based, patronage methodology: This approach ties dividend payment proportions to utilisation of the relevant service which contributes to lowering overall marginal costs of the EMRC. The more the service is used, the greater the share. It also links decisions to reduce services with less financial return.
 - c A hybrid, cooperative methodology: Similar to the way funds in a mutual are distributed, opportunity exists to distribute surplus in both a volume approach and based on ownership proportions.

24 Given that the ownership equity in the EMRC has been altered organically and not via additional outright capital investment it is proposed that a volume based patronage method would be the most beneficial given the current ownership structure.

25 As the distribution is calculated on volume throughput for the same service, Class III waste, the distribution is equitable to both members and can be considered as a 'rebate' on that Class III service.

26 This also represents the least complex methodology to distribute funds.

27 A simplified example in practice is as follows:

Member Charge / tonne (Class III)	\$	200.00
Member Tonnage		
Council X		5,000.00
Council Y		15,000.00
Total Member Tonnage		20,000.00
Target Dividend Percentage		10%
Target Dividend Pool	\$	400,000
Dividend Value per tonne		
	\$	20.00
Actual Member Charge (post payment)	\$	180.00

28 Council could, as part of mid-year or end-of-year budgeting and accounting, decide a figure above or below the target range and it would adjust accordingly.

29 The policy also has provision for a special dividend which may be distributed via equity share on a case-by-case basis at the end of financial year.

30 The policy also has provision for what is deemed 'Associate Members' a category of membership yet to be formalised but transparently signals opportunities for return on any investment or participation in the EMRC.

31 This looks to permit a 'surplus share' arrangement, which should an associate member such as another local government formalise, would begin a transition in policy toward a hybrid model of dividend distribution.

32 This would allow value from the EMRC to be drawn by non-member local governments depending on the level and tenure of their business, and opens a pathway to potential formal membership as a participating member.

33 That value, however, will be limited to a fixed portion either in the form of a maximum share, with any additional dividends flowing directly to the owners, or a limited apportionment of the share of the surplus.

34 This has been included in the policy as a provision with placeholder figures, to aid potential future membership discussions and may be altered at a later date or omitted from the initial policy.



35 Given this policy has been developed in detail, but over a short period of time, Council may choose to defer consideration into the future.

STRATEGIC/POLICY IMPLICATIONS

36 Reporting on EMRC Strategic Policy implications align with the revised Strategic Plan 2017-2027 and the Sustainability Strategy 2022/2023-2026/2027.

- Goal: Demonstrate Circular Economy Leadership
 - Target: Enabling circular economy initiatives through advocacy networks by 2025
 - 80% Recovery of waste generated in the region by 2030
 - Recover 80% of material generated at all EMRC operated sites by 2040
- Goal: Create Value in the Community
 - Target: Community based source separation initiatives by 2027
 - Use of recovered materials in the region by 2040
 - Increased participation in behaviour change programs

FINANCIAL IMPLICATIONS

37 Adoption of this policy will set parameters for administration in considering a proposed interim dividend during the mid-year budget process, and an end of year distribution at the close of the fiscal year.

38 This will be drawn from cash on hand and will alter future budgets accordingly.

SUSTAINABILITY IMPLICATIONS

39 Nil

RISK MANAGEMENT

Risk – All the distribution may result in an unsustainable structure

Consequence	Likelihood	Rating
Moderate	Unlikely	Moderate
Action/Strategy		
➤ Adopting a Dividend Policy that is financially responsible and sustainable.		

MEMBER COUNCIL IMPLICATIONS

Member Council	Implication Details
Town of Bassendean City of Bayswater	} As detailed in the report.

ATTACHMENT(S)

Draft Dividend Distribution Policy (D2025/17346)



VOTING REQUIREMENT

Simple Majority

RECOMMENDATION(S)

That:

1. Adopt the Dividend Distribution Policy forming attachment 1 of this report.
2. Request the CEO consider provision for the interim dividend distribution in line with the policy as part of the 2025-2026 mid-year budget review.

COUNCIL RESOLUTION(S)

MOVED

SECONDED



Policy

Dividend Distribution Policy

Strategic Plan Objective

Strategic Plan 2017-2027 – Key Performance Indicator 3 - Financial sustainability of the organisation.

Purpose

This policy outlines the principles and procedures for distributing dividends to our member councils and eligible associate members. Our goal is to equitably share the financial success of the Eastern Metropolitan Regional Council to members for the benefit of the region, while ensuring the long-term sustainability and operational health of our services. Funding of dividends is from all of the EMRC's operations and business undertakings which generate a surplus, unless restricted otherwise (e.g. from dedicated reserves, grants or conditional funding contributions in advance and so forth).

Legislation and Standards

Nil

Policy Statement

The Eastern Metropolitan Regional Council (EMRC) is committed to a policy of fair and stable dividend distribution to our member councils and eligible associate members.

Our primary goal is to equitably share the EMRC's financial success with our members, recognising their contributions while preserving the organisation's operational health and future growth.

Financial Considerations

1 Dividend Distribution Target

The EMRC's policy position is one of a stable dividend. The total annual dividend pool for distribution is a percentage of the annual member fees. The target range for this dividend pool is 10% to 15% of the total member fees, which are calculated based on the estimated tonnes of waste for the financial year.

The formula for the Total Annual Dividend Pool is:

Total Annual Dividend Pool = (Estimated Tonnes for the Year × Member Fee per Tonne) × Dividend Target Percentage.

The Dividend Target Percentage is a value between 0.10 and 0.15. a 10% target figure will be nominated to allow for unexpected volatility throughout the year, such as unexpected capital expenditure, research and development opportunities and one-off promotions or projects.

2 Dividend Distribution Methodology

Dividends are distributed to current member councils based on their actual contribution of Class III waste for disposal during the financial year. This distribution model functions similarly to a patronage dividend or rebate, directly rewarding members for their usage of the facility. The amount each member receives is directly proportional to the tonnes of Class III waste they provided, ensuring a fair and transparent allocation of profits.

The formula for an individual Member's Dividend is:

Member's Dividend = Total Annual Dividend Pool × Total Actual Class III Tonnes from all Members Member's Actual Class III Tonnes.

3 Special Dividends

Special Dividends will be considered separately to rebate dividends and there is no target figure for special dividends. Decisions regarding the declaration of special dividends are directly linked to the overall performance of the organisation after considering the following criteria:

- **Profitability:** The company's net profit for the year.
- **Cash Flow:** The company's free cash flow.
- **Capital Needs:** The amount of money needed for planned investments in the next year.
- **Debt Levels:** The company's debt-to-equity ratio.
- **Other Service Offerings:** Cost escalations to members utilising other EMRC services.

Special Dividends will be distributed based on ownership equity share.

4 Distribution Schedule

Dividends will be distributed in two payments throughout the financial year:

- **Mid-Year Interim Dividend:** A modest interim dividend will be declared at the midpoint of the financial year. This payment will be a portion of the annual target, providing an early financial benefit to members. This is to be distributed following Councils review of its half year results and to be paid in the following quarter.
- **End-of-Year Final Dividend(s):** The final dividend will be declared at the end of the financial year. This payment will adjust for the actual tonnes of waste provided and will bring the total annual dividend distribution to the target annual average. Special Dividends are also considered at End-of-year and will not be declared prior. Distribution of end-of-year and special dividends that have been declared will occur following the receipt of the audited full year financial report and to be paid in the following quarter or as soon as practicable.

5 Surplus Sharing with Associate Members

To foster long-term partnerships, this policy also provides opportunities for profit sharing with local governments that become associate members who commit significant, long-term tonnage to our facility. These partnerships are structured using a hybrid cooperative model, offering two distinct options:

Tier 1: Maximum Surplus Share Arrangement

Associate members who commit volumes over a period which aligns to construction of landfill cell tranches are able to participate in a maximum surplus arrangement for a set period.

- In this model, dividend profit is shared with the associate member until their distribution value reaches the **maximum set target** of 15% of their total annual fees.
- Once this 15% target is reached, all excess funds or profits flow to the owners of the EMRC, based on their equity stake. This ensures that the core body remains financially robust while still providing a significant benefit to our valued associate members.



The formulas for the Maximum Surplus Share and Excess Funds (Tier 1) are:

Maximum Surplus Share = Associate Member's Actual Fees × 0.15

Excess Funds = Total Associate Member Dividend Pool – Total Surplus Share Distributed

These Excess Funds are then distributed to owners based on their equity stake.

Tier 2: Ownership and Patronage Hybrid

Associate members who chose to invest up front capital in the EMRC can transition toward Participating Member Council's and participate in a dividend structure where identified surplus for distribution is apportioned on a 10% ownership and 90% patronage basis for as long as they remain a member.

The formula for an Associate Member's Dividend (Tier 2) is:

Associate Member's Dividend = (Total Associate Member Dividend Pool × 0.10 × Total Associate Member Equity Associate Member's Equity Stake) + (Total Associate Member Dividend Pool × 0.90 × Total Actual Class III Tonnes from all Associate Members Associate Member's Actual Class III Tonnes).

Dividends may be utilised via a shareholder side deed to the establishment agreement of the EMRC to increase equity allocation through reinvestment – or a similar instrument to be determined.

Adopted/Reviewed

August 2028

Next Review

2026 or as required

Responsible Unit

Office of the Chief Executive Officer

14.6 ITEMS CONTAINED IN THE INFORMATION BULLETIN (D2025/16939)

The following items are included in the Information Bulletin, which accompanies the Agenda.

1. OUTSTANDING COUNCIL RESOLUTIONS REGISTER (D2025/16940)
2. CEO EXERCISE OF DELEGATED POWERS AND DUTIES (D2025/16941)
3. 2024/2025 COUNCIL TONNAGE COMPARISONS AS AT 30 JUNE 2025 (D2025/17297)
4. 2024/2025 COUNCIL TONNAGE COMPARISONS AS AT 31 JULY 2025 (D2025/17299)
5. CORPORATE BUSINESS PLAN 2024/2025 – 2028/2029 – FOURTH QUARTER REPORTING – AUGUST 2025 (D2025/17301)
6. SUSTAINABILITY TEAM UPDATE APRIL TO JUNE 2025 (D2025/17303)

RECOMMENDATION

That the Council notes the items contained in the Information Bulletin accompanying the 28 August 2025 Ordinary Meeting of Council Agenda.

COUNCIL RESOLUTION

MOVED

SECONDED

15 REPORTS OF COMMITTEES

15.1 AUDIT COMMITTEE MEETING HELD 7 AUGUST 2025 (D2025/17370)

The minutes of the Audit Committee meeting held on 7 August 2025 accompany and form part of this agenda – (refer to section of ‘Reports of Committees’ for Council accompanying this Agenda).

QUESTIONS

The Chairperson invites general questions from members on the minutes of the Audit Committee.

RECOMMENDATION(S)

That with the exception of items, which are to be withdrawn and dealt with separately, Council adopts the recommendations in the Audit Committee report (Section 15.1).

COUNCIL RESOLUTION(S)

MOVED

SECONDED

16 REPORTS OF DELEGATES

16.1 MUNICIPAL WASTE ADVISORY COUNCIL (MWAC) MINUTES HELD 9 JULY 2025 (D2025/15239)



Municipal Waste Advisory Council Minutes

Wednesday, 9 July 2025

Online

TABLE OF CONTENTS

1	Attendance and Apologies	2
1.1	Attendance	2
1.2	Apologies	2
2	Acknowledgement of Country	2
3	Procedural Matters	3
3.1	MWAC Minutes tabled at WALGA State Council.....	3
4	Minutes of Previous Meeting	3
4.1	Confirmation of the previous MWAC Minutes	3
5	Business Arising	3
6	Decision Items	3
7	Discussion Items	3
7.1	Proposed actions for WARR Strategy Roadmap 2025-2030	3
7.2	Encouraging Closed Loop FOGO Use.....	5
7.3	Polyphagous shot-hole borer	6
8	Information Items	7
8.1	Policy Statement Review Update	7
8.2	Better Practice Document Review Update.....	7
8.3	HHW Program Update.....	8
8.4	Battery Campaign update.....	8
8.5	Waste and Environment Summit 2025	8
8.6	Better Practice Waste Management for Public Events	8
8.7	Authorised Officer Training - New Dates.....	9
8.8	ACCC B-Cycle Accreditation	9
8.9	Emergency Waste Management Plan template***	9
8.10	Local Government Charges for Waste management.....	9
9	Reports	10
9.1	MWAC Groups.....	10
9.2	External Committees & Working Groups	10
10	Other General Business	11
10.1	Gascoyne Country Zone Resolution.....	11
10.2	Marcus Geisler acknowledgement.....	11
	Next Meeting	11

1 Attendance and Apologies

1.1 ATTENDANCE

Cr Karen Wheatland (Chair) (Melville)
Cr Wendy Dickinson (Harvey)
Cr Natasha Colliver
Cr Giorgia Johnson (Bayswater)
Cr Liam Gobbert (Perth)
Cr Jenny Archibald (Fremantle)
Cr Laurene Bonza (Dundas)
Mr Stuart Devenish (OAG Chair)
Ms Yvette Plimbley (OAG Deputy Chair) (Stirling)
Mr Marten Tieleman
Mr Dale Coyne (Kalamunda)
Ms Josephine Taylor (Busselton)
Ms Rebecca Brown
Ms Conor Macgill
Ms Tazra Hawkins
Ms Mackenzie Young

WALGA State Council
Bunbury Harvey Regional Council
City of Greater Geraldton
Eastern Metropolitan Regional Council
Mindarie Regional Council
Resource Recovery Group
WALGA State Council
Western Metropolitan Regional Council
Metropolitan Local Government
Resource Recovery Group
Metropolitan Local Government
Non-Metropolitan Local Government
MWAC/WALGA
MWAC/WALGA
MWAC/WALGA
MWAC/WALGA

1.2 APOLOGIES

Cr Karen Chappel JP
Ms Nicole Matthews
Mr Scott Cairns
Mr Darrell Monteiro (Serpentine Jarrahdale)
Mr Chris Hossen
Cr Michael Dudek (Stirling)
Mr Mark Sewell (Manjimup)
Cr Brad Wylynko

WALGA President
WALGA
Mindarie Regional Council
Metropolitan Local Government
WALGA
WALGA State Council
Non-Metropolitan Local Government
Western Metropolitan Regional Council

2 Acknowledgement of Country

WALGA acknowledges the continuing connection of Aboriginal people to Country, culture and community. We embrace the vast Aboriginal cultural diversity throughout Western Australia, including Boorloo (Perth), on the land of the Whadjuk Noongar People, where WALGA is located and we acknowledge and pay respect to Elders past and present.

WALGA is committed to supporting the efforts of WA Local Governments to foster respectful partnerships and strengthen relationships with local Aboriginal communities.

3 Procedural Matters

3.1 MWAC MINUTES TABLED AT WALGA STATE COUNCIL

A summary of the Minutes of the Municipal Waste Advisory Council meeting held on Wednesday, 30 April 2025 will be noted at the next WA Local Government Association State Council meeting.

4 Minutes of Previous Meeting

4.1 CONFIRMATION OF THE PREVIOUS MWAC MINUTES

MUNICIPAL WASTE ADVISORY COUNCIL MOTION

That the Minutes of the Municipal Waste Advisory Council meeting held on 30 April 2025, be confirmed as a true and accurate record of proceedings.

Moved: Cr Liam Gobbert

Seconded: Cr Giorgia Johnson

CARRIED

5 Business Arising

Nil.

6 Decision Items

Nil.

7 Discussion Items

7.1 PROPOSED ACTIONS FOR WARR STRATEGY ROADMAP 2025-2030

- The Department of Water and Environmental Regulation (DWER), on behalf of the Waste Authority, is reviewing the State's *Waste Avoidance and Resource Recovery Strategy 2030* (Waste Strategy). As part of the review, DWER is developing a Roadmap which will outline actions to deliver the Waste Strategy targets and priorities over the next five years.
- WALGA has been identified as a key stakeholder in several proposed actions in the draft Roadmap and DWER is seeking feedback on these actions.
- Following consultation, the Roadmap and Draft Strategy will be released for a 28-day consultation period, then progressed for Ministerial endorsement. Feedback on the actions has been requested by 15 July 2025.

For discussion

- Feedback on the proposed actions identifying WALGA as a stakeholder.

Background

The Waste Authority is currently developing the revised Waste Strategy and Roadmap. The Roadmap will serve as the high-level five-year implementation plan for the Waste Strategy, outlining key actions that align with strategy priorities, along with assigned responsibilities and timelines. The Roadmap will replace the Department's current Business and Action Plans.

The development of the Roadmap incorporates feedback from consultation on the draft Waste Strategy in 2024. Following MWAC's feedback officer comments will be provided to DWER.

WALGA has been identified as a key stakeholder in three draft actions in the proposed Roadmap, and the Department is seeking feedback and support for these actions. These actions and WALGA comments are provided in Table 1.

Draft Action	Action description	WALGA Comment
<i>Establish targets for the use of regional recycled products through the State Road Funds to Local Governments Agreement.</i>	<i>Establish benchmarks and reporting for use of recycled materials as part of the State Road Funding to Local Governments Agreement and identify options for increasing the use of recycled materials through the Agreement</i>	<p>The draft action has been referred to WALGA's Infrastructure team for comment.</p> <p>There are already some provisions regarding use of recycled materials in the Agreement and WALGA provisionally supports the draft action, which should be undertaken as part of a larger strategy for waste management and recycling tailored to individual regions.</p> <p>Local Government feedback shows support for the creation of precincts within the region to facilitate waste being received, processed and reused locally to maximise benefit to local communities, or a series of small individual processing facilities in key areas.</p>
<i>Progress SEMC Emergency Waste Management Project to develop state-level arrangements for emergency waste management.</i>	<i>The Community Resilience and Recovery Subcommittee of the State Emergency Management Committee (SEMC) will coordinate the review and development of state-level arrangements for managing complex emergency waste management events.</i>	<p>WALGA supports the draft roadmap action, as it reflects the feedback given on the Draft Waste Strategy for the State Government to foster inter-agencies collaboration and clearly outline roles, responsibilities, escalation process and support available to Local Governments through a State Emergency Waste Management framework.</p> <p>Many Local Governments do not have the skills, capacity and subject matter expertise to undertake an emergency risk management assessment process for Emergency Management hazards without support and clear guidance from the State Emergency Management Committee. Developing a consistent framework for use across large scale events would assist in defining State and Local Government roles and responsibilities and provide support and direction in response and recovery.</p>
<i>Assist Local Government to build and share capacity and resources using an alliance model.</i>	<i>Deliver additional capacity for Local Governments to prepare emergency management plans and identify what other contingency planning mechanisms are required; and Behaviour change coordination for waste sorting, action on repairs, litter, and illegal dumping.</i>	<p>WALGA supports the draft action, as alliance models have been successfully implemented in other jurisdictions to assist Local Governments to work collaboratively for regional planning and shared projects that benefit a region.</p> <p>The draft action description reflects WALGA's feedback on the Draft Waste Strategy that State Government guidance and funding support be provided to Local Governments to undertake risk assessment and mitigation as part of emergency preparedness activities, and to assist in coordinated clean up following a disaster event.</p> <p>WALGA, working with the Department of Fire and Emergency Services and Local Governments, has developed a Template Emergency Waste Management Plan (see Information Item 8.9). It is intended that the completed plan will be attached to the Local Emergency Management Arrangement (LEMA), and provides an opportunity for Local Governments to identify, at a high level, the likely types of waste that could be generated from an event and consequent considerations and management options.</p>

		WALGA will seek clarification from the Department as to whether one alliance model is proposed to cover all categories of activity.
--	--	---

Table 1: Draft Actions and comments for Waste Strategy Roadmap.

Discussion at the Municipal Advisory Council Meeting

An overview was provided of the Infrastructure Team feedback on the establishment of targets; the Team do not support the inclusion of targets where the baseline and capacity to achieve the Targets are questionable.

The Council supported the response prepared by WALGA, noting that it accurately reflects the current state of the industry. The Council further agreed that achievement of any Strategy outcomes would be most effective if approached on a regional basis, considering the specific capabilities of each region to implement the outlined projects, rather than applying a uniform, state-wide approach.

Additionally, the Council discussed the issue of royalty payments on waste rock derived from mining activities. WALGA will investigate the relevant legislation, including the potential for Local Governments to be granted an exemption when such material is used for community infrastructure purposes.

7.2 ENCOURAGING CLOSED LOOP FOGO USE

- With the adoption of FOGO, there is an opportunity for Local Governments to purchase back FOGO derived organic products.
- FOGO derived products can be used as a promotional tool for engaging with the community and a way of demonstrating Local Government leading by example.
- Some Local Governments have previously provided feedback to WALGA that they do not require FOGO derived organic products in their operations, as activities like tree trimming and chipping meet their mulch requirements.
- The Department of Water and Environmental Regulation is currently developing some FOGO procurement guidance which encourages use of FOGO derived material.

For discussion

- What are the opportunities / challenges with promoting use of FOGO derived organic material to Local Government?

Background

As part of the State Waste Strategy implementation there have been various discussions with Local Government regarding buy back / use of FOGO derived organic products. The Department of Water and Environmental Regulation (DWER) identified Local Government as a potential area for market development.

The opportunity in using FOGO derived products is both as a promotional tool for engaging with the community and demonstrating Local Government leading by example (and normalising the product). For example, free bags of FOGO derived material have been provided to the community. This provides a direct link between community behaviour and product outputs.

However, some Local Government have provided feedback to WALGA that they do not require FOGO derived organic products in their operations, as activities like tree trimming and chipping meet their mulch requirements. WALGA, at the time, sought to identify the

scope of the Local Government market for organic material, however limited data on this is available.

The Department of Water and Environmental Regulation is currently developing some FOGO procurement guidance which encourages consideration of use of FOGO derived material.

The Officers Advisory Group identified a range of challenges with FOGO implementation. Officers also identified how they are currently implementing FOGO and using the product in their operations and providing free bags of FOGO derived compost to residents.

Key advocacy areas Officers identified included restricting accepted materials in FOGO to food organics, garden organics, and compostable caddy liners; establishing a Recovered Material Framework to support market certainty; and receiving clear guidance from DWER on chemical contaminant testing standards.

Discussion at the Municipal Advisory Council Meeting

The Council discussed ongoing contamination issues related to the use of FOGO-derived products, with particular focus on PFAS. The Council emphasised the need for:

- Acceptable PFAS levels to be identified
- Clear testing requirements for FOGO derived products
- A consistent and concise list of FOGO accepted materials.

Resource Recovery Group (RRG) provided an update on their use of FOGO derived products. RRG reported that the material is repurposed for community benefit, including the sale of compost bags for use in community gardens. The City of Melville infrastructure team utilises the product in bulk applications.

7.3 POLYPHAGOUS SHOT-HOLE BORER

- The Government has [announcement](#) that the Polyphagous shot-hole borer (PSHB) response will transition from eradication to management. WALGA has [expressed](#) disappointment with this decision and is actively advocating on this issue.
- The Department of Primary Industries and Regional Development (DPRID), who are leading the response, have identified that over the next 18 months they will work with Local Government and other stakeholders to develop the knowledge and capacity to manage the pest long term.

For discussion

- What are the opportunities / challenges for waste management relating to PSHB management?

Background

This shift presents significant challenges for the waste industry, particularly in managing the disposal and treatment of potentially infected wood waste. Most composting facilities are located outside the metropolitan area, increasing the risk of PSHB spreading beyond the quarantine zone through the movement of untreated waste.

Key Considerations:

- Treatment Capacity: Expansion of treatment facilities within or near the quarantine zone is critical to reduce the risk of spread and improve processing efficiency.

- Collection and Disposal Methods: Review and adaptation of collection methods to ensure safe handling and containment of infected materials.
- Strategic Planning: Waste industry and Local Government working collaboratively with DPIRD to develop enduring protocols and sufficient infrastructure to support effective management of PSHB.

WALGA is hosting a webinar with DPIRD for Local Government Officers and Elected Members to learn more about the transition to management and provide feedback to DPIRD and WALGA on the support needed by the sector. The webinar will be held on Wednesday, 9 July 9:30 to 10:30am, register [here](#).

Discussion at the Municipal Advisory Council Meeting

The Council discussed the need for clearer messaging regarding the transport of green waste out of quarantine areas. WALGA will seek clarification from the Department of Primary Industries and Regional Development (DPIRD) on the specific requirements relating to the movement of mulch and wood chips.

It was also noted that there are at least two facilities currently able to accept material infected with borer.

8 Information Items

8.1 POLICY STATEMENT REVIEW UPDATE

Policy Statement	Status	Timeframe
Circular Economy	In progress	Background Paper and Draft Advocacy Position being developed for consideration at future MWAC meeting.
All other Policy Statement Reviews complete.		

8.2 BETTER PRACTICE DOCUMENT REVIEW UPDATE

Better Practice Document	Status	Timeframe/comment
Events	Complete	Endorsed MWAC April 2025.
Waste Local Law	In progress	Awaiting reconvening of the Joint Standing Committee
Procurement	In progress	With industry for comment. Anticipate final document to OAG/MWAC late 2025.
Drop off	In progress	Discussion at August OAG/MWAC.
Charity bin management	Scoping	Discussed with Charitable Reuse Australia group. Scoping next steps.
Vergeside	Review to be scheduled	Refresh only.
Reuse Shops	Review to be scheduled	Refresh only.
Shopping Trolley	Review to be scheduled	Refresh only.

Better Practice Optical Surveillance Devices (aka CCTV)	Review to be scheduled	Establish if it is a rewrite or refresh only.
Planning	Review to be scheduled	Establish with the planning team if a review is necessary.
Model Process Illegal Dumping	Review to be scheduled	Establish if review is necessary, this document was never made public.

8.3 HHW PROGRAM UPDATE

- At the end of the 2024/25 financial year, \$2,015,990 (99.6%) of the Household Hazardous Waste (HHW) Program budget was expended
- During the April to June quarter, 145,272kg of HHW was collected, with the majority of materials collected being LPG gas cylinders (29%), flammable liquids (13%) and batteries (11%).
- Three sessions of fire and spill training were undertaken at HHW facilities, training 25 attendees. This was provided by an external contractor, Alcan Fire and Safety. The training provides theory and practical skills for cleaning up spills and fire extinguisher use.
- WALGA held three HHW Training sessions with Permanent facilities during this quarter, training 29 attendees.

8.4 BATTERY CAMPAIGN UPDATE

- The Battery Disposal Campaign commenced on 18 March utilising the HHW Program's promotional budget.
- Initially it was set to end on 30 June 2025 however, it has been extended into the 2025/26 financial year, now to finish at the end of August.
- From launch to the end of May, the campaign successes include:
 - The campaign generated more than 2.6 million impressions
 - Over 39,000 users clicked on the 'Learn More' buttons on the ads, resulting on nearly 30,000 sessions on the WasteSorted page, an impressive 76% landing page conversion rate.
 - Of those sessions, approximately 37% of users engaged with the "Find my Nearest" tool, which resulted in nearly 11,000 clicks on the page.
 - The increased traffic to the WasteSorted "Find my Nearest" tool from the campaign has seen a jump from 40-70 users clicking on the tool per month, to 4,000 or more a month.

8.5 WASTE AND ENVIRONMENT SUMMIT 2025

- Unfortunately, the Waste and Environment Summit could not go ahead as planned due to low registration numbers.
- To share the content for the event, WALGA will be working with stakeholders to deliver much of the program through a series of webinars.
- The first webinar on H5 Bird Flu Preparedness will be held Tuesday, 8 July.
- A Containers for Change focused webinar is being held on Tuesday, 15 July 10:00am to 11:00am, register [here](#).

8.6 BETTER PRACTICE WASTE MANAGEMENT FOR PUBLIC EVENTS

- The recently endorsed [Better Practice Waste Management for Public Events](#) had significant interest by Local Governments, including over 150 clicks across WasteNews and EnviroNews.

- WALGA hosted a webinar on Tuesday, 27 May with over 40 attendees to explain the guideline and answer any questions officers had.

8.7 AUTHORISED OFFICER TRAINING - NEW DATES

- Following the high levels of engagement with the first two training courses, WALGA is hosting two more Authorised Officer Training sessions this year. Find out more [here](#).
- The course is being held on:
 - Monday, 1 September - Friday, 5 September 2025
 - Monday, 20 October - Friday, 25 October 2025

8.8 ACCC B-CYCLE ACCREDITATION

- The ACCC has [granted](#) an interim authorisation to B-Cycle to allow the product stewardship scheme to continue with limited levy and rebate adjustments.
- These adjustments mean that B-Cycle can increase the Levy on battery imports by CPI which ensures the Schemes financial viability. The interim authorisation also means B-Cycle can progress the development of a new Levy arrangement including eco-modulated fees.
- WALGA supported the request by B-Cycle, based on the ongoing benefit the Scheme is providing. Although noting that there is work being done in NSW on a mandatory product stewardship scheme.

8.9 EMERGENCY WASTE MANAGEMENT PLAN TEMPLATE***

- WALGA, working with the Department of Fire and Emergency Services and Local Government, has developed a Template Emergency Waste Management Plan.
- The aim of the Plan is to provide a way for Local Governments to think through, at a high level, the likely types of waste that could be generated from an event and consequent considerations and management options.
- In 2017-18 WALGA, with funding from Natural Disaster Resilience Program, undertook a [comprehensive review](#) of the legislation and operational environment to identify how Local Governments could better plan for, and manage, waste generated from emergency events.
- Building on that work, a Template (**attached**) has been developed with input from the WALGA Emergency Management Team, DFES, the Shires of Broome and Cities of Greater Geraldton and Bunbury. The Template has information included (light blue text) from the Shires of Broome and City of Greater Geraldton to show the intended content. Once the Template is finalised, the document and training will be provided to the sector.
- It is intended that the completed plan will be attached to the Local Emergency Management Arrangement (LEMA). Still to be determined is where the Template will be hosted, as DFES is generating a range of resources.

8.10 LOCAL GOVERNMENT CHARGES FOR WASTE MANAGEMENT

- The Waste Avoidance and Resource Recovery Act (WARR Act) provides Local Governments with two options to charge for waste management (waste collection rate (S.66) and receptacle charge (S.67)). Local Governments can also include waste costs within general rates.

- Historically Local Governments have included waste charges in general rates because to ensure the Pensioner Rebate could be applied. However, with the rebate being capped this is now less of a consideration.
- In response to a WALGA AGM Motion, it was identified there is a growing need for Local Governments to be transparent in their financial management and the separation of waste management fees from general rates to be a move towards best practice.
- However currently there is not any guidance (aside from the high-level legislative information) regarding what to include in the waste service rate or receptacle charge.
- Feedback from the Officers Advisory Group indicated that there is significant variability in what Local Governments include in their waste fees and charges. It was not considered a high priority at this time.

9 Reports

9.1 MWAC GROUPS

Metropolitan Regional Council Working Group

Delegates/Nominees: TBC

This Group has not met since the previous MWAC meeting.

Consistent Communications Collective

Delegates/Nominees: n/a

This Group is having an additional meeting on Thursday, 10 July to discuss The Great Unwaste, FOGO acceptance list and Recycle Right.

Household Hazardous Waste Advisory Group/Operators Meeting

Delegates/Nominees: Waste Management Program Coordinator

This Group has not met since the previous MWAC Meeting.

9.2 EXTERNAL COMMITTEES & WORKING GROUPS

DWER Regulatory Reference Group

Representative: WALGA Executive Manager, Policy

This Group has not met since the previous MWAC meeting.

DWER FOGO Reference Group

Representative: Senior Policy Advisor, RRG, EMRC, WMRC

This Group met on Friday, 2 May.

DWER Recovered Materials Stakeholder Reference Group

Representative: Senior Policy Advisor

The Group met on Wednesday, 12 March.

Australasian Packaging Label Working Group

Representative: Senior Policy Advisor

This Group has not met since the previous MWAC meeting.

Hazard Coordinating Committee

Representative: MWAC Executive Officer

This Group has not met since the previous MWAC Meeting.

Across Agency Asbestos Group

Representative: MWAC Executive Officer / Senior Policy Advisor
This Group has not met since the previous MWAC meeting.

ASEA Asbestos Advisory Group

Representative: MWAC Executive Officer
This Group has not met since the previous MWAC Meeting.

Waste Management and Resource Recovery Association

Representative: Senior Policy Advisor
This Group is scheduled to meet on Thursday, 10 July.

Charitable Reuse Australia

Representative: Senior Policy Advisor
This Group met on 13 June and the WALGA Charity Bin Guidelines were discussed.

Australian Local Government Association (ALGA) Representative

Representative: MWAC Executive Officer
WALGA is representing ALGA on the Government Officers Group for the Australian Packaging Covenant.

E-Waste to Landfill Ban Technical Advisory Group

Representative: MWAC Executive Officer/Senior Policy Advisor
This Group has not met since the previous MWAC meeting.

Container Deposit Scheme Stakeholder Advisory Group

Representative: MWAC Executive Officer
This Group has not met since the previous MWAC meeting.

10 Other General Business

10.1 GASCOYNE COUNTRY ZONE RESOLUTION

That the Gascoyne Country Zone:

1. Request WALGA to advocate for funding and support for regional collaboration on waste management; and
2. Seek WALGA's advice and assistance in identifying funding opportunities and facilitating independent coordination to support regional waste initiatives.

Discussion at the Municipal Advisory Council Meeting

The Council acknowledged the significant challenges for the Gascoyne Zone and agreed that WALGA's continued focus on funding and regional approaches aligned with the Zones request.

10.2 MARCUS GEISLER ACKNOWLEDGEMENT

The Chair extended her congratulations to Marcus Geisler (former CEO of EMRC and MWAC member) on being awarded the Medal of the Order of Australia (OAM) as part of the King's Birthday 2025 Honours List. The Chair noted the significance of recognising someone within the waste and resource recovery sector.

The meeting closed at 4.41pm

Next Meeting

The next MWAC meeting will be held at 4:00pm, Wednesday, 20 August 2025, online.

17 MEMBERS' MOTIONS OF WHICH PREVIOUS NOTICE HAS BEEN GIVEN

18 NEW BUSINESS OF AN URGENT NATURE

19 CONFIDENTIAL MATTERS FOR WHICH THE MEETING MAY BE CLOSED TO THE PUBLIC

RECOMMENDATION (Closing Meeting to the Public)

That with the exception of, the meeting be closed to members of the public in accordance with Section 5.23(2) of the *Local Government Act 1995* for the purpose of dealing with matters of a confidential nature.

COUNCIL RESOLUTION

MOVED CR

SECONDED CR

19.1 RED HILL COMMUNICATIONS TOWER – SITE LEASE AGREEMENT (D2025/17304)

This item is recommended to be confidential because it contains matters of a commercial-in-confidence nature and legal advice.

See Confidential Item circulated with the Agenda under Separate Cover.

19.2 LICENCE TO OCCUPY PART OF LOT 12, TOODYAY ROAD, GIDGEGANNUP (D2025/17308)

This item is recommended to be confidential because it contains matters of a commercial-in-confidence nature and legal advice.

See Confidential Item circulated with the Agenda under Separate Cover.

19.3 CITY OF KALAMUNDA DISTRIBUTION (D2025/17311)

This item is recommended to be confidential because it contains matters of a commercial-in-confidence nature and legal advice.

See Confidential Item circulated with the Agenda under Separate Cover.

