


**Certification of Confirmation
Ordinary Meeting of Council
Minutes**

26 February 2025

I, Cr Filomena Piffaretti, hereby certify that the minutes from the Ordinary Meeting of Council held on 26 February 2026 pages (1) to (148) were confirmed at the Ordinary Meeting of Council held on 26 March 2026.



Signature
Cr Filomena Piffaretti
Presiding Member

CONFIRMED MINUTES

26 February 2026

D2026/03340

Ordinary Meeting of Council



EMRC Council Members

Cr Filomena Piffaretti	Chairperson	City of Bayswater
Cr Paul Poliwka	Deputy Chairperson	Town of Bassendean
Cr Kathryn Hamilton	EMRC Member	Town of Bassendean
Cr Steven Ostaszewskyj	EMRC Member	City of Bayswater

EMRC Council Deputies

Cr Jennie Carter	EMRC Deputy Member	Town of Bassendean
Cr Michelle Sutherland	EMRC Member	City of Bayswater

Ordinary Meeting of Council 26 February 2026

An ordinary Meeting of Council was held at the EMRC Administration Office, 1st Floor, 226 Great Eastern Highway, Ascot WA 6104 on **Thursday 26 February 2026**. The meeting commenced at **4:44pm**.

Table of Contents

1	DECLARATION OF OPENING AND ANNOUNCEMENT OF VISITORS	1
1.1	ACKNOWLEDGEMENT OF COUNTRY	1
2	ATTENDANCE, APOLOGIES AND LEAVE OF ABSENCE (PREVIOUSLY APPROVED)	1
3	DISCLOSURE OF INTEREST	1
4	ANNOUNCEMENTS BY THE CHAIRPERSON OR PRESIDING MEMBER	2
5	RESPONSE TO PREVIOUS QUESTIONS TAKEN ON NOTICE	2
6	PUBLIC QUESTION TIME	2
7	APPLICATIONS FOR LEAVE OF ABSENCE	2
8	PETITIONS, DEPUTATIONS AND PRESENTATIONS	2
9	CONFIRMATION OF MINUTES OF PREVIOUS MEETINGS	2
9.1	MINUTES OF THE ORDINARY MEETING OF COUNCIL HELD ON 27 NOVEMBER 2025	2
10	QUESTIONS BY MEMBERS OF WHICH DUE NOTICE HAS BEEN GIVEN	2
11	QUESTIONS WITHOUT NOTICE	2
12	ANNOUNCEMENT OF CONFIDENTIAL MATTERS FOR WHICH MEETINGS MAY BE CLOSED TO THE PUBLIC	3
13	BUSINESS NOT DEALT WITH FROM A PREVIOUS MEETING	3
14	EMPLOYEE REPORTS	4
14.1	LIST OF ACCOUNTS PAID DURING THE MONTH OF NOVEMBER 2025, DECEMBER 2025 AND JANUARY 2026 (D2026/02634)	5
14.2	FINANCIAL REPORT FOR PERIOD ENDED 30 NOVEMBER 2025 (D2026/02410)	40
14.3	FINANCIAL REPORT FOR PERIOD ENDED 31 DECEMBER 2025 (D2026/02417)	56
14.4	FINANCIAL REPORT FOR PERIOD ENDED 31 JANUARY 2026 (D2026/02424)	73
14.5	REVIEW OF COUNCIL POLICY 2.2 – BROADCAST AND RECORDING OF COUNCIL MEETINGS (D2026/02431)	90
14.6	REVIEW OF COUNCIL POLICY 5.1 – ENVIRONMENTAL POLICY (D2026/02434)	97
14.7	REQUEST FOR TENDER – RFT 2025-003 – DESIGN AND CONSTRUCT OF SHADE STRUCTURE AT FOGO PROCESSING AREA – RED HILL WASTE MANAGEMENT FACILITY (D2026/02437)	105
14.8	FEES AND CHARGES AMENDMENT – FEBRUARY 2026 (D2026/02442)	122
14.9	COUNCIL MEETING STRUCTURE (D2026/02712)	126

	14.10	ITEMS CONTAINED IN THE INFORMATION BULLETIN (D2026/02457)	130
15		REPORTS OF COMMITTEES	131
16		REPORTS OF DELEGATES	131
	16.1	MUNICIPAL WASTE ADVISORY COUNCIL (MWAC) MINUTES HELD 10 DECEMBER 2025 (D2026/00351)	132
17		MEMBERS' MOTIONS OF WHICH PREVIOUS NOTICE HAS BEEN GIVEN	144
18		NEW BUSINESS OF AN URGENT NATURE	144
19		CONFIDENTIAL MATTERS FOR WHICH THE MEETING MAY BE CLOSED TO THE PUBLIC	144
	19.1	LEGAL UPDATE – WOOD WASTE TO ENERGY PLANT – ANERGY AUSTRALIA PTY LTD (D2026/02446)	144
	19.2	EAST ROCKINGHAM WASTE TO ENERGY PROJECT UPDATE (D2026/02450)	144
	19.3	STRATEGIC DISCUSSION (D2026/02454)	145
20		FUTURE MEETINGS OF COUNCIL	148
21		DECLARATION OF CLOSURE OF MEETING	148

1 DECLARATION OF OPENING AND ANNOUNCEMENT OF VISITORS

This meeting is being livestreamed in accordance with s.5.23A of the *Local Government Act 1995* and with EMRC Policy No. 2.2 – Broadcast and Recording of Council Meetings.

The Chairperson declared the meeting open at 4:44 pm.

1.1 ACKNOWLEDGEMENT OF COUNTRY

The Chairperson acknowledged the traditional custodians of the land, the Whadjuk people of the Noongar Nation and to pay our respects to elders past, present and emerging.

2 ATTENDANCE, APOLOGIES AND LEAVE OF ABSENCE (PREVIOUSLY APPROVED)

Councillor Attendance

Cr Filomena Piffaretti	Chairperson	City of Bayswater
Cr Paul Poliwka	Deputy Chairperson	Town of Bassendean
Cr Kathryn Hamilton	EMRC Member	Town of Bassendean
Cr Steven Ostaszewskij	EMRC Member	City of Bayswater

EMRC Officers

Mr Hua Jer Liew	Acting Chief Executive Officer Chief Financial Officer
Mr Stephen Conway	Acting Chief Operating Officer
Mrs Wendy Harris	Chief Transformation Officer
Ms Kasa Nakhonthat	Manager Financial Services
Mr Chris Snook	Information Services Support Officer
Ms Theresa Eckstein	Executive Assistant to the Chief Executive Officer (Minutes)

3 DISCLOSURE OF INTEREST

3.1 MR HUA JER LIEW [ACTING CHIEF EXECUTIVE OFFICER/CHIEF FINANCIAL OFFICER] – FINANCIAL INTERESTS AND INTERESTS AFFECTING IMPARTIALITY

Item: 19.3
 Subject: Strategic Discussion
 Nature of Interest: Subject matter of the report will impact on the officer associated with his employment.

3.2 MS THERESA ECKSTEIN [EXECUTIVE ASSISTANT] – FINANCIAL INTERESTS AND INTERESTS AFFECTING IMPARTIALITY

Item: 19.3
 Subject: Strategic Discussion
 Nature of Interest: Subject matter of the report will impact on the officer associated with her employment.

3.3 CR STEVEN OSTASZEWSKYJ [EMRC MEMBER] – INTERESTS AFFECTING IMPARTIALITY

Item: 19.3

Subject: Strategic Discussion

Nature of Interest: Spouse works for the consultant referred to in the report.

4 ANNOUNCEMENTS BY THE CHAIRPERSON OR PRESIDING MEMBER

Nil

5 RESPONSE TO PREVIOUS QUESTIONS TAKEN ON NOTICE

Nil

6 PUBLIC QUESTION TIME

Nil

7 APPLICATIONS FOR LEAVE OF ABSENCE

Nil

8 PETITIONS, DEPUTATIONS AND PRESENTATIONS

Nil

9 CONFIRMATION OF MINUTES OF PREVIOUS MEETINGS

9.1 MINUTES OF THE ORDINARY MEETING OF COUNCIL HELD ON 27 NOVEMBER 2025

That the minutes of the Ordinary Meeting of Council held on 27 November 2025 which have been distributed, be confirmed.

COUNCIL RESOLUTION

MOVED CR HAMILTON

SECONDED CR POLIWKA

THAT THE MINUTES OF THE ORDINARY MEETING OF COUNCIL HELD ON 27 NOVEMBER 2025 WHICH HAVE BEEN DISTRIBUTED, BE CONFIRMED.

CARRIED UNANIMOUSLY

10 QUESTIONS BY MEMBERS OF WHICH DUE NOTICE HAS BEEN GIVEN

Nil

11 QUESTIONS WITHOUT NOTICE

Nil

12 ANNOUNCEMENT OF CONFIDENTIAL MATTERS FOR WHICH MEETINGS MAY BE CLOSED TO THE PUBLIC

NOTE: Section 5.23(2) of the *Local Government Act 1995*, details a number of matters upon which Council may discuss and make decisions without members of the public being present. These matters include: matters affecting employees; personal affairs of any person; contractual matters; legal advice; commercial-in-confidence matters; security matters; among others.

The following confidential reports are covered in Section 19 of this agenda.

- LEGAL UPDATE – WOOD WASTE TO ENERGY PLANT – ANERGY AUSTRALIA PTY LTD
- EAST ROCKINGHAM WASTE TO ENERGY PROJECT UPDATE
- STRATEGIC DISCUSSION

The Chairperson advised that she would be tabling a late confidential Item 19.4 for consideration and discussion.

13 BUSINESS NOT DEALT WITH FROM A PREVIOUS MEETING

Nil



14.1 LIST OF ACCOUNTS PAID DURING THE MONTHS OF NOVEMBER 2025, DECEMBER 2025 AND JANUARY 2026

D2026/02634

PURPOSE OF REPORT

The purpose of this report is to present to Council a list of accounts paid under the Chief Executive Officer's delegated authority during the months of November 2025, December 2025 and January 2026 for noting.

KEY POINT(S)

- As per the requirements of regulation 13(1) of the *Local Government (Financial Management) Regulations 1996*, the list of accounts paid during the months of November 2025, December 2025 and January 2026 is provided for noting.

RECOMMENDATION(S)

That Council notes:

1. The CEO's list of accounts for the months of November 2025, December 2025 and January 2026 paid under delegated power in accordance with regulation 13(1) of the *Local Government (Financial Management) Regulations 1996*, forming attachment 1 to this report totalling \$52,239,347.12.
2. The list of payments by employees via purchasing cards including credit cards, debit or other purchasing cards for the months of November 2025, December 2025 and January 2026 in accordance with regulation 13A(2) of the *Local Government (Financial Management) Regulations 1996*, forming attachment 2 to this report totalling \$46,476.83.

SOURCE OF REPORT

Employee Disclosure under s.5.70 of the *Local Government Act 1995*:

Author(s)	Manager Financial Services	Nil
Responsible Officer	Chief Financial Officer	Nil

BACKGROUND

- 1 Council has delegated to the Chief Executive Officer (CEO) the exercise of its power to make payments from the Municipal Fund and Trust Fund. In accordance with regulation 13(1) of the *Local Government (Financial Management) Regulations 1996*, a list of accounts paid by the CEO is to be provided to Council, where such delegation is made.
- 2 From 1 September 2023, local governments are required to disclose information about each transaction made on a credit card, debit card or other purchasing cards in accordance with regulation 13A of the *Local Government (Financial Management) Regulations 1996*.

REPORT

3. The table below summarises the payments drawn on the funds during the months of November 2025, December 2025 and January 2026. A list detailing the payments made is appended as an attachment 1 to this report.

Municipal Fund	EFT Payments	EFT62283 – EFT63031	
	Cheque Payments	220914 - 220927	
	Payroll EFT	PAY 2026-10, PAY 2026-11, PAY 2026-12, PAY 2026-12.1, PAY 2026-13, PAY 2026-14, PAY 2026-15, & PAY 2026-16	
	Direct Debits		
	➤ Superannuation	DD29783.1 – DD29783.20, DD29784.1 – DD29784.20, DD29863.1 – DD29863.20, DD29864.1, DD29865.1 – DD29865.2, DD29866.1 – DD29866.22, DD29974.1 – DD29974.22 & DD29975.1 – DD29575.21	
	➤ Bank Charges	1*NOV25, 1*DEC25 & 1*JAN26	
	➤ Other	3050 – 3118	\$52,324,387.80
	Less Cancelled EFT's & Cheques	EFT62687 & EFT 62731	(85,040.68)
Trust Fund	EFT Payments		Nil
Total			\$52,239,347.12

Summary of Expenditure for the Months of November 2025, December 2025 and January 2026	
Payroll	\$ 2,572,468.61
Term Deposit Investments	\$ 36,000,000.00
Capital Expenditure	\$ 1,475,902.06
Operating Expenditure	
➤ Landfill Levy *	\$ 5,797,764.19
➤ Other	\$ 6,393,212.26
Total	\$ 52,239,347.12

* Note: The Landfill Levy is paid quarterly in July, October, January and April

4. Information about each transaction made on credit cards, debit cards and purchasing cards for the months of November 2025, December 2025 and January 2026 are detailed in attachment 2 of this report.

Summary of Expenditure on Purchasing Cards and Credit Cards for the Months of November 2025, December 2025 & January 2026.	
Bunnings Cards	\$ 2,632.38
Motorpass Cards	\$ 6,588.99
Credit Cards	\$ 37,255.46
Total	\$ 46,476.83

STRATEGIC/POLICY IMPLICATIONS

5. Reporting on EMRC Strategic Policy implications align with the revised Strategic Plan 2017- 2027 and the Sustainability Strategy.

FINANCIAL IMPLICATIONS

6. As detailed within the report.

SUSTAINABILITY IMPLICATIONS

7. Nil

RISK MANAGEMENT

Risk – Adverse credit rating if creditor accounts are not paid when due		
Consequence	Likelihood	Rating
Possible	Insignificant	Low
Action/Strategy		
➤ Ensure timely payment of creditor accounts when they fall due.		

MEMBER COUNCIL IMPLICATIONS

Member Council	Implication Details
Town of Bassendean	} Nil
City of Bayswater	

ATTACHMENT(S)

1. CEO's Delegated Payments List for the Months of November 2025, December 2025 and January 2026 (D2026/02635)
2. The List of Payments by Employees via purchasing cards including credit cards, debit or other purchasing cards for the Months of November 2025, December 2025 and January 2026 (D2026/02636)



VOTING REQUIREMENT

Simple Majority

RECOMMENDATION(S)

That Council notes:

1. The CEO's list of accounts for months of November 2025, December 2025 and January 2026 paid under delegated power in accordance with regulation 13(1) of the *Local Government (Financial Management) Regulations 1996*, forming attachment 1 to this report totalling \$52,239,347.12.
2. The list of payments by employees via purchasing cards including credit cards, debit or other purchasing cards for months of November 2025, December 2025 and January 2026 in accordance with regulation 13A(2) of the *Local Government (Financial Management) Regulations 1996*, forming attachment 2 to this report totalling \$46,476.83.

COUNCIL RESOLUTION(S)

MOVED CR POLIWKA

SECONDED CR HAMILTON

THAT COUNCIL NOTES:

1. THE CEO'S LIST OF ACCOUNTS FOR MONTHS OF NOVEMBER 2025, DECEMBER 2025 AND JANUARY 2026 PAID UNDER DELEGATED POWER IN ACCORDANCE WITH REGULATION 13(1) OF THE *LOCAL GOVERNMENT (FINANCIAL MANAGEMENT) REGULATIONS 1996*, FORMING ATTACHMENT 1 TO THIS REPORT TOTALLING \$52,239,347.12.
2. THE LIST OF PAYMENTS BY EMPLOYEES VIA PURCHASING CARDS INCLUDING CREDIT CARDS, DEBIT OR OTHER PURCHASING CARDS FOR MONTHS OF NOVEMBER 2025, DECEMBER 2025 AND JANUARY 2026 IN ACCORDANCE WITH REGULATION 13A(2) OF THE *LOCAL GOVERNMENT (FINANCIAL MANAGEMENT) REGULATIONS 1996*, FORMING ATTACHMENT 2 TO THIS REPORT TOTALLING \$46,476.83.

CARRIED UNANIMOUSLY



Eastern Metropolitan Regional Council

CEO's DELEGATED PAYMENTS LIST
FOR THE MONTHS OF NOVEMBER & DECEMBER 2025 & JANUARY 2026

Cheque / EFT No	Date	Payee	Description	Amount
EFT62283	04/11/2025	BAYSWATER AUTO DETAILERS	POOL VEHICLE CLEANING	66.00
EFT62284	04/11/2025	FOSTER PLUMBING AND GAS	PLUMBING WORK TO FEED THE DUST SUPPRESSION AT HAZELMERE SITE	5,731.00
EFT62285	04/11/2025	JK CONTRACTING (WA) PTY LTD	CLEANING OF WHEEL AT RED HILL	572.00
EFT62286	04/11/2025	OTR TYRES T/A TKPH PTY LTD	TYRE REPLACEMENT	3,623.00
EFT62287	04/11/2025	RAUBEX CONSTRUCTION	CONSTRUCTION OF STAGE 18 CELL - RED HILL	138,742.47
EFT62288	06/11/2025	PAYG PAYMENTS	PAYG TAXATION PAYMENT	26,412.00
EFT62289	07/11/2025	ADVANCED LIQUID WASTE - ANTHONY WALSH ATF 88 FAMILY TRUST T/A	LIQUID WASTE MANAGEMENT - RED HILL	1,691.25
EFT62290	07/11/2025	AIR FILTER DRY CLEAN SYSTEMS WA	CLEAN & SERVICES FILTERS	127.60
EFT62291	07/11/2025	AIRWELL GROUP PTY LTD	REPAIR TO STAGE 17 PUMP	341.00
EFT62292	07/11/2025	ALLPEST - ROL-WA PTY LTD T/AS	PEST CONTROL	572.00
EFT62293	07/11/2025	ANH VO	STAFF REIMBURSEMENT	245.00
EFT62294	07/11/2025	AUSSIE NATURAL SPRING WATER	BOTTLED WATER	184.11
EFT62295	07/11/2025	AUST-WEIGH	CALIBRATION OF WEIGHBRIDGES AT HAZELMERE AND BAYWASTE	9,988.00
EFT62296	07/11/2025	AUSTRALIA AND NEW ZEALAND RECYCLING PLATFORM LTD	CONTRIBUTION TO TECH COLLECT E WASTE PROGRAM COLLECTION & DISPOSAL COSTS	754.03
EFT62297	07/11/2025	BOYA EQUIPMENT PTY LTD	FILTER OIL CARTRIDGE	243.61
EFT62298	07/11/2025	BREATHALYSER SALES AND SERVICE	EQUIPMENT SERVICE	1,592.80
EFT62299	07/11/2025	CIVIL AUTO ELECTRICS PTY LTD	PLANT REPAIRS	765.05
EFT62300	07/11/2025	CROSSLAND & HARDY PTY LTD	QUARTERLY LANDFILL SURVEY	2,777.50
EFT62301	07/11/2025	CSE CROSSCOM PTY LTD	REPAIR OF TWO-WAY RADIOS	1,754.50
EFT62302	07/11/2025	DEPARTMENT OF WATER AND ENVIRONMENTAL REGULATION (DWER)	WASTE TRACKING FORMS - CLASS IV	440.00
EFT62303	07/11/2025	DRAKE AUSTRALIA PTY LTD	LABOUR HIRE	1,797.75
EFT62304	07/11/2025	ELAN ENERGY MATRIX	TYRE DISPOSAL COSTS - RED HILL, BAYWASTE AND COPPIN	2,641.53
EFT62305	07/11/2025	EUROFINS ARL PTY LTD T/AS EUROFINS	SAMPLE TESTING - WOODFINES AND CONTAMINATED WASTE	7,548.37
EFT62306	07/11/2025	FLEXI STAFF GROUP PTY LTD	LABOUR HIRE	3,885.75
EFT62307	07/11/2025	FLICK ANTICIMEX PTY LTD	HYGIENE SERVICES	514.98
EFT62308	07/11/2025	GREENS ELECTRICAL SERVICE	ELECTRICAL POWER POINT REPAIR - RED HILL	157.26
EFT62309	07/11/2025	HAYS SPECIALIST RECRUITMENT	LABOUR HIRE	20,579.25
EFT62310	07/11/2025	HELENE P/L T/AS LO-GO APPOINTMENTS WA	LABOUR HIRE	3,421.09
EFT62311	07/11/2025	INDUSTRIAL RECRUITMENT PARTNERS	LABOUR HIRE	60,061.80
EFT62312	07/11/2025	JONES LANG LASALLE ADVISORY SERVICES PTY LTD (JLL)	BUILDING AND ASSET VALUATION - ASCOT PLACE	4,400.00
EFT62313	07/11/2025	KOOL KREATIVE	PRINTING OF BUSINESS CARDS	145.75
EFT62314	07/11/2025	MADDERN ELECTRICS	BUILDING MAINTENANCE - ASCOT PLACE	2,161.50
EFT62315	07/11/2025	MILLS RECRUITMENT - MILLS CORPORATION PTY LTD T/AS	LABOUR HIRE	24,220.74
EFT62316	07/11/2025	NAPA (FORMERLY KNOWN AS COVS)	PLANT MAINTENANCE	276.10
EFT62317	07/11/2025	OFFICE OF THE AUDITOR GENERAL (OAG)	AUDIT FEE - 2024/25 ANNUAL FINANCIAL REPORT	62,587.80
EFT62318	07/11/2025	PCB ASBESTOS & DEMOLITION PTY LTD	REFUND OF BALANCE OF PRE-PAYMENT	5,317.00
EFT62319	07/11/2025	PERTH QUALITY SERVICES	CLEANING SERVICES & CONSUMABLES - COPPIN ROAD	700.00
EFT62320	07/11/2025	PR POWER PTY LTD	COOLANT FOR MINOR PLANT	297.66
EFT62321	07/11/2025	RICHGRO	TESTING OF MULCH - RED HILL	4,682.70
EFT62322	07/11/2025	RUDD INDUSTRIAL	HARDWARE SUPPLIES	330.00
EFT62323	07/11/2025	SKILL HIRE WA PTY LTD	LABOUR HIRE	4,116.90
EFT62324	07/11/2025	TALLOMAN - DERBY INDUSTRIES P/L T/A	LICENCE FEE AGREEMENT	10,000.00
EFT62325	07/11/2025	TELSTRA LIMITED	TELEPHONE EXPENSES	1,398.43
EFT62326	07/11/2025	TERRESTRIAL ECOSYSTEMS	FAUNA MANAGEMENT - RED HILL	330.00
EFT62327	07/11/2025	TOTAL TOOLS MIDLAND	HARDWARE SUPPLIES	66.54



Eastern Metropolitan Regional Council
CEO's DELEGATED PAYMENTS LIST
FOR THE MONTHS OF NOVEMBER & DECEMBER 2025 & JANUARY 2026

Cheque / EFT No	Date	Payee	Description	Amount
EFT62328	07/11/2025	TOTALLY WORKWEAR MIDLAND	PROTECTIVE CLOTHING	557.83
EFT62329	07/11/2025	VDC PTY LTD ATF DRWA TRUST T/AS DRWA BUILDING DOORS	DOOR REPAIRS AND MAINTENANCE - WASTE TRANSFER STATION	4,928.00
EFT62330	07/11/2025	VISION INTELLIGENCE PTY LTD	CAMERA HIRE	3,999.08
EFT62331	07/11/2025	WESTRAC EQUIPMENT PTY LTD	PLANT MAINTENANCE	4,398.24
EFT62332	07/11/2025	WINC AUSTRALIA PTY LTD	STATIONERY & CONSUMABLES	1,178.80
EFT62333	11/11/2025	AV TRUCK SERVICES PTY LTD	PLANT PARTS	634.77
EFT62334	11/11/2025	BATTERY WORLD MIDLAND - BRAIN POWER INVESTMENTS P/L ATF COW UNIT TRUST T/A	BATTERY PURCHASE	259.00
EFT62335	11/11/2025	BUCHER MUNICIPAL PTY LTD	HARDWARE SUPPLIES	477.69
EFT62336	11/11/2025	CHILD SUPPORT	EMPLOYEE DEDUCTION	850.00
EFT62337	11/11/2025	CLEANAWAY PTY LTD	SKIP BIN HIRE FOR COMMERCIAL CLIENTS	1,289.75
EFT62338	11/11/2025	ONSITE RENTALS PTY LTD	MONTHLY RENTAL - HAZELMERE TRANSPORTABLE ADMIN BUILDING & CRIB ROOM & SUPALOO FOR RED HILL	3,940.20
EFT62339	11/11/2025	PAYG PAYMENTS	PAYG TAXATION PAYMENT	94,193.95
EFT62340	11/11/2025	PAYWISE PTY LTD	EMPLOYEE DEDUCTION	596.72
EFT62341	11/11/2025	POSITIVE SALARY PACKAGING - JJCT PACKAGING PTY LTD T/A	EMPLOYEE DEDUCTION	792.30
EFT62342	11/11/2025	TOTALLY WORKWEAR MIDLAND	PROTECTIVE CLOTHING	179.54
EFT62343	12/11/2025	TRILLION TREES	PURCHASE OF TUBESTOCK - CLASS III REHABILITATION	635.25
EFT62344	14/11/2025	ABLE SALES	PLANT PARTS	80.00
EFT62345	14/11/2025	AUSSIE NATURAL SPRING WATER	BOTTLED WATER	129.96
EFT62346	14/11/2025	BAYSWATER AUTO DETAILERS	POOL VEHICLE CLEANING	231.00
EFT62347	14/11/2025	BEE JAYS CANVAS PTY LTD	PLANT REPAIRS	393.75
EFT62348	14/11/2025	CJD EQUIPMENT PTY LTD	PLANT PARTS	397.10
EFT62349	14/11/2025	CME BOILERMAKING PTY LTD	SOLID COVERS FOR DRAINAGE AT WASTE TRANSFER STATION	1,133.00
EFT62350	14/11/2025	COMMERCIAL CARE	GARDEN MAINTENANCE BAYWASTE	1,342.00
EFT62351	14/11/2025	CROSSLAND & HARDY PTY LTD	CONTOUR PLAN FOR STAGES 19 - 20 RED HILL	999.90
EFT62352	14/11/2025	CUTTING EDGES REPLACEMENT PARTS PTY LTD	PLANT PARTS & SERVICE	2,782.43
EFT62353	14/11/2025	DI STORE PTY LTD	PURCHASE OF EQUIPMENT	880.00
EFT62354	14/11/2025	DRAKE AUSTRALIA PTY LTD	LABOUR HIRE	2,265.82
EFT62355	14/11/2025	ENVIRO SWEEP	SITE SWEEPING - HRRP	4,840.03
EFT62356	14/11/2025	FLEET DYNAMICS PTY LTD	MONTHLY EQUIPMENT HIRE FEE	229.90
EFT62357	14/11/2025	FLEXI STAFF GROUP PTY LTD	LABOUR HIRE	4,379.23
EFT62358	14/11/2025	HAYS SPECIALIST RECRUITMENT	LABOUR HIRE	9,722.74
EFT62359	14/11/2025	HEAVY AUTOMATICS PTY LTD	PLANT PARTS	418.00
EFT62360	14/11/2025	HOSEFORCE PTY LTD	PLANT PARTS	75.57
EFT62361	14/11/2025	INSTANT WEIGHT PTY LTD T/A INSTANT WEIGHING	PLANT CALIBRATION	1,812.80
EFT62362	14/11/2025	JAPANESE TRUCK & BUS SPARES PTY LTD	PLANT PARTS & SERVICE	468.75
EFT62363	14/11/2025	LINCOM WA PTY LTD	PLANT HIRE FOR CLASS IV - RED HILL	12,243.00
EFT62364	14/11/2025	MAJOR MOTORS PTY LTD	PLANT SERVICE	1,613.02
EFT62365	14/11/2025	MIDWAY FORD (WA)	VEHICLE SERVICE	405.00
EFT62366	14/11/2025	MILLS RECRUITMENT - MILLS CORPORATION PTY LTD T/AS	LABOUR HIRE	3,582.58
EFT62367	14/11/2025	MURPHY'S TYRE POWER	TYRE REPLACEMENT	160.00
EFT62368	14/11/2025	NATIONAL PUMP & ENERGY PTY LTD	HIRE OF PUMP - STORMWATER - RED HILL	6,615.40
EFT62369	14/11/2025	PERTH MATTRESS & FURNITURE RECYCLING COMPANY	MATTRESS COLLECTION SERVICE - HAZELMERE	31,672.08
EFT62370	14/11/2025	PIRTEK MIDLAND (M & B HYDRAULICS PTY LTD)	HYDRAULIC HOSE SUPPLIES	615.31
EFT62371	14/11/2025	RUDD INDUSTRIAL	HARDWARE SUPPLIES	2,405.30
EFT62372	14/11/2025	SKILL HIRE WA PTY LTD	LABOUR HIRE	2,160.27



Eastern Metropolitan Regional Council
CEO's DELEGATED PAYMENTS LIST
FOR THE MONTHS OF NOVEMBER & DECEMBER 2025 & JANUARY 2026

Cheque / EFT No	Date	Payee	Description	Amount
EFT62373	14/11/2025	SNAP BELMONT (BELSNAP PTY LTD)	PRINTING COSTS - INSPECTION RUN SHEETS & PRE-START BOOKS	632.50
EFT62374	14/11/2025	TOTAL ROCKBREAKING SOLUTIONS PTY LTD	PLANT PARTS	1,238.19
EFT62375	14/11/2025	TOTALLY WORKWEAR MIDLAND	PROTECTIVE CLOTHING	466.31
EFT62376	14/11/2025	TRADEFAIRE INTERNATIONAL PTY LTD	TYRE REPLACEMENTS	993.30
EFT62377	14/11/2025	TRUCK CENTRE (WA) PTY LTD	PLANT PARTS	415.01
EFT62378	14/11/2025	WA MACHINERY GLASS	PLANT REPAIR	1,221.00
EFT62379	14/11/2025	WEST - SURE GROUP PTY LTD	COURIER SERVICE - BAYWASTE	186.16
EFT62380	14/11/2025	WEST COAST WATER FILTER MAN	FILER SYSTEM MAINTENANCE	1,152.00
EFT62381	14/11/2025	WEST TIP WASTE CONTROL	SKIP BIN HIRE	533.50
EFT62382	14/11/2025	WESTRAC EQUIPMENT PTY LTD	PLANT PARTS	228.58
EFT62383	14/11/2025	WEX MOTORPASS	FLEET FUEL PURCHASES	2,597.87
EFT62384	18/11/2025	ADT SECURITY	SECURITY MONITORING	1,512.48
EFT62385	18/11/2025	FOSTER PLUMBING AND GAS	INSTALLATION OF DUST SUPPRESSION SYSTEM TO GRINDER & VARIOUS PLUMBING MAINTENANCE AT HRRP	8,369.90
EFT62386	18/11/2025	GARDNER CORP PTY LTD T/A GARDNER ENGINEERING AUSTRALIA	PURCHASE OF NEW ASSET - ROTATING SORTING GRAPPLE	28,580.00
EFT62387	18/11/2025	PERTH QUALITY SERVICES	CLEANING SERVICES & CONSUMABLES - HRRP	1,945.00
EFT62388	18/11/2025	SNAP BELMONT (BELSNAP PTY LTD)	PRINTING COSTS - ISNPECTION RUN SHEETS & PRE-START BOOKS	576.40
EFT62389	21/11/2025	BP AUSTRALIA PTY LTD	FUEL PURCHASES	129,081.66
EFT62390	21/11/2025	DEPUTY COMMISSIONER OF TAXATION	GST PAYMENT	485,776.00
EFT62391	21/11/2025	ADVANCED LIQUID WASTE - ANTHONY WALSH ATF 88 FAMILY TRUST T/A	LIQUID WASTE MANAGEMENT - RED HILL	1,248.50
EFT62392	21/11/2025	AIR FILTER DRY CLEAN SYSTEMS WA	CLEAN & SERVICES FILTERS	568.59
EFT62393	21/11/2025	AIRWELL GROUP PTY LTD	CLEANING OF MONITORING BORES - RED HILL	347.88
EFT62394	21/11/2025	ALL INDUSTRIES ELECTRICAL PTY LTD	ELECTRICAL MAINTENANCE - HRRP	13,310.00
EFT62395	21/11/2025	ALLIGHTSYKES PTY LTD	EQUIPMENT MAINTENANCE	623.15
EFT62396	21/11/2025	ALLPEST - ROL-WA PTY LTD T/AS	PEST CONTROL	352.00
EFT62397	21/11/2025	ALLROADS TRANSPORT ENGINEERS	PLANT MAINTENANCE	1,092.27
EFT62398	21/11/2025	AMALGAM RECRUITMENT	LABOUR HIRE	3,125.50
EFT62399	21/11/2025	AUSSIE NATURAL SPRING WATER	BOTTLED WATER	184.11
EFT62400	21/11/2025	AUSTRALIAN HVAC SERVICES	AIRCONDITIONING MAINTENANCE - ASCOT PLACE	880.00
EFT62401	21/11/2025	BARFIELD EARTHMOVING (JAYCOURT NOMINEES P/L)	PLANT & LABOUR HIRE - POWER POLES SHREDDING	2,310.00
EFT62402	21/11/2025	BIN BATH AUSTRALIA PTY LTD	BIN CLEANING	82.72
EFT62403	21/11/2025	BUNNINGS GROUP LTD	HARDWARE SUPPLIES	577.60
EFT62404	21/11/2025	CAPITAL TRANSPORT SERVICES (WA) PTY LTD	COURIER SERVICE	56.49
EFT62405	21/11/2025	CHEMSOL AUSTRALIA T/A HAWKESFORD NOMINEES PTY LTD	GREASE FOR PLANTS	1,980.00
EFT62406	21/11/2025	CIVIL AUTO ELECTRICS PTY LTD	PLANT REPAIRS	716.65
EFT62407	21/11/2025	CJD EQUIPMENT PTY LTD	SERVICE AGREEMENT	2,629.34
EFT62408	21/11/2025	CMAK TECHNOLOGIES PTY LTD	SECURITY SYSTEM - CCTV CAMERA MAINTENANCE	4,249.19
EFT62409	21/11/2025	COMMERCIAL CARE	GARDEN MAINTENANCE - HRRP	467.50
EFT62410	21/11/2025	CUMMINS SOUTH PACIFIC PTY LTD	PLANT REPAIR	2,245.74
EFT62411	21/11/2025	DEPARTMENT OF WATER AND ENVIRONMENTAL REGULATION (DWER)	HRRP LICENCE FEE	880.00
EFT62412	21/11/2025	DRAKE AUSTRALIA PTY LTD	LABOUR HIRE	2,265.82
EFT62413	21/11/2025	ECO ENVIRONMENTAL (BENFOSTER PTY LTD)	EQUIPMENT HIRE TO CHECK BORES AT RED HILL	979.00
EFT62414	21/11/2025	EUROFINS ARL PTY LTD T/AS EUROFINS	SAMPLE TESTING - WOOD FINES, FOGO AND WATER	6,796.74
EFT62415	21/11/2025	FLEXI STAFF GROUP PTY LTD	LABOUR HIRE	6,206.65
EFT62416	21/11/2025	GREENS ELECTRICAL SERVICE	ELECTRICAL MAINTENANCE - RED HILL	921.60
EFT62417	21/11/2025	HAYS SPECIALIST RECRUITMENT	LABOUR HIRE	9,758.97



Eastern Metropolitan Regional Council
CEO's DELEGATED PAYMENTS LIST
FOR THE MONTHS OF NOVEMBER & DECEMBER 2025 & JANUARY 2026

Cheque / EFT No	Date	Payee	Description	Amount
EFT62418	21/11/2025	HEATLEYS SALES PTY LTD	GRANULES OIL ABSORBENT - RED HILL	687.28
EFT62419	21/11/2025	HITACHI CONSTRUCTION MACHINERY (AUSTRALIA) PTY LTD	PLANT REPAIR	2,008.74
EFT62420	21/11/2025	HOSEFORCE PTY LTD	HYDRAULIC HOSE SUPPLIES	1,010.47
EFT62421	21/11/2025	INDUSTRIAL RECRUITMENT PARTNERS	LABOUR HIRE	53,382.49
EFT62422	21/11/2025	INTEGRATED ICT	IT SUPPORT	1,180.76
EFT62423	21/11/2025	KINETIC WA PTY LTD	BUS HIRE	605.00
EFT62424	21/11/2025	KOMATSU AUSTRALIA P/L	PLANT PART & SERVICE & REPAIR	2,995.80
EFT62425	21/11/2025	KOMATSU AUSTRALIA PTY LTD	PLANT SERVICE AGREEMENT	3,560.34
EFT62426	21/11/2025	MCINTOSH & SON	FILTERS & PARTS FOR PLANTS	437.87
EFT62427	21/11/2025	MILLS RECRUITMENT - MILLS CORPORATION PTY LTD T/AS	LABOUR HIRE	15,675.93
EFT62428	21/11/2025	MITZA NOMINEES PTY LTD T/A PROFESSIONAL LOCKSERVICE	BUILDING MAINTENACE - ASCOT PLACE	739.75
EFT62429	21/11/2025	NORTHAM'S AVON DESCENT ASSOCIATION	AVON DESCENT 2025 SPONSORSHIP	3,300.00
EFT62430	21/11/2025	OEM GROUP 2006 PTY LTD	HARDWARE SUPPLIES	600.16
EFT62431	21/11/2025	PENSKE AUSTRALIA PTY LTD	PLANT UPGRADE	901.12
EFT62432	21/11/2025	PERTH ENERGY PTY LTD	GAS SUPPLY - WWtE	252.20
EFT62433	21/11/2025	PITTER MECHANICAL PTY LTD	REPAIR, SERVICE AND UPGRADE PLANT	22,984.50
EFT62434	21/11/2025	PRICE CONSULTING GROUP	CEO PERFORMANCE REVIEW	605.00
EFT62435	21/11/2025	QUAD SERVICES PTY LTD	CLEANING SERVICES & CONSUMABLES - HRRP & ASCOT PLACE	666.30
EFT62436	21/11/2025	QUIK GAS RECOVERY	DEGAS OF FRIDGES - TRANSFER STATION, RED HILL & BAYWASTE	2,244.00
EFT62437	21/11/2025	ROYAL WOLF AUSTRALIA - UNITED RENTALS AUSTRALIA P/L TA	EQUIPMENT RENTAL - BAYWASTE	274.33
EFT62438	21/11/2025	RUDD INDUSTRIAL	HARDWARE SUPPLIES	368.72
EFT62439	21/11/2025	SAFETY WORLD - LINDAN PTY LTD T/A	SAFETEY SUPPLIES	341.00
EFT62440	21/11/2025	SGR ENTERPRISES PTY LTD	PLANT PARTS	3,366.00
EFT62441	21/11/2025	SGS AUSTRALIA PTY LTD	SAMPLE ANALYSIS	4,649.16
EFT62442	21/11/2025	SKILL HIRE WA PTY LTD	LABOUR HIRE	6,338.65
EFT62443	21/11/2025	SONIC HEALTHPLUS PTY LTD	EMPLOYMENT MEDICAL	110.00
EFT62444	21/11/2025	SPUDS GARDENING SERVICES	GROUND MAINTENANCE & WEED CONTROL AT RED HILL	1,750.00
EFT62445	21/11/2025	STATEWIDE BEARINGS - PARTOUT PTY LTD T/A	PLANT PARTS	65.34
EFT62446	21/11/2025	STEPHEN CONWAY	STAFF REIMBURSEMENT	1,397.95
EFT62447	21/11/2025	SWAN FIRE SERVICES	SERVICE AND REPAIR FIRE ALARMS AND REPAIR TO PLANT - HRRP	19,652.36
EFT62448	21/11/2025	SWAN TOWING SERVICES PTY LTD ATF THE SWAN TOWING TRUST	PLANT TRANSPORTATION COST	1,149.50
EFT62449	21/11/2025	SYNERGY	ELECTRICITY CHARGES - ASCOT PLACE	5,493.70
EFT62450	21/11/2025	TJ DEPIAZZI & SONS	COLOUR WOODCHIP AND TRANSPORTATION COSTS	9,559.00
EFT62451	21/11/2025	TOTAL TOOLS MIDLAND	HARDWARE SUPPLIES	38.90
EFT62452	21/11/2025	TOTALLY WORKWEAR MIDLAND	PROTECTIVE CLOTHING	713.50
EFT62453	21/11/2025	TRADEFAIRE INTERNATIONAL PTY LTD	TYRE REPLACEMENTS	7,107.65
EFT62454	21/11/2025	TRUCKLINE - SPECIALIST WHOLESALERS PTY LTD T/AS	PLANT REPAIR	528.09
EFT62455	21/11/2025	TUTT BRYANT EQUIPMENT (BT EQUIPMENT PTY LTD)	PLANT REPAIR	1,012.00
EFT62456	21/11/2025	UNITED EQUIPMENT PTY LTD	PLANT HIRE & PLANT PARTS	1,542.42
EFT62457	21/11/2025	WAYNES WINDSCREENS PTY LTD	WINDSCREEN REPLACEMENT	798.00
EFT62458	21/11/2025	WESTRAC EQUIPMENT PTY LTD	PLANT PARTS	7,163.30
EFT62459	21/11/2025	WILLIAMS & HUGHES PTY LTD	LEGAL ADVICE	2,574.00
EFT62460	21/11/2025	WINC AUSTRALIA PTY LTD	STATIONERY & CONSUMABLES	398.01
EFT62461	25/11/2025	A NOBLE & SON LTD WA DIVISION	EQUIPMENT MAINTENANCE	1,326.60
EFT62462	25/11/2025	CHILD SUPPORT	EMPLOYEE DEDUCTION	850.00



Eastern Metropolitan Regional Council
CEO's DELEGATED PAYMENTS LIST
FOR THE MONTHS OF NOVEMBER & DECEMBER 2025 & JANUARY 2026

Cheque / EFT No	Date	Payee	Description	Amount
EFT62463	25/11/2025	MATTHEW MACPHERSON	STAFF REIMBURSEMENT	20.06
EFT62464	25/11/2025	PAYG PAYMENTS	PAYG TAXATION PAYMENT	106,457.03
EFT62465	25/11/2025	PAYWISE PTY LTD	EMPLOYEE DEDUCTION	596.72
EFT62466	25/11/2025	POSITIVE SALARY PACKAGING - JJCT PACKAGING PTY LTD T/A	EMPLOYEE DEDUCTION	792.30
EFT62467	25/11/2025	SYNERGY	ELECTRICITY CHARGES - WASTE TRANSFER STATION	6,699.43
EFT62468	25/11/2025	TELSTRA LIMITED	TELEPHONE EXPENSES	5,335.37
EFT62469	28/11/2025	ABC PAVEMENT MAINTENANCE	POTHOLE REPAIR - BAYWASTE	2,354.00
EFT62470	28/11/2025	ALCAN FIRE SAFETY - ALDAR HOLDINGS PTY LTD ATFT	FIRE EXTINGUISHER TRAINING	955.90
EFT62471	28/11/2025	ABBAS FAMILY TRUST T/AS ALL RUBBER TMH PTY LTD	HARDWARE SUPPLIES	2,065.93
EFT62472	28/11/2025	ALLWEST PLANT HIRE	PLANT & LABOUR HIRE	39,083.00
EFT62473	28/11/2025	ALSCO PERTH	EQUIPMENT HIRE	46.37
EFT62474	28/11/2025	AMALGAM RECRUITMENT	LABOUR HIRE	3,024.70
EFT62475	28/11/2025	AUSCO MODULAR PTY LTD	PLANT HIRE - WWiE	3,403.07
EFT62476	28/11/2025	AUSSIE NATURAL SPRING WATER	BOTTLED WATER	129.96
EFT62477	28/11/2025	AUSTRALIA POST - ASCOT PLACE	POSTAL CHARGES	20.16
EFT62478	28/11/2025	BLUE DIAMOND MACHINERY PTY LTD	REPAIR TO PLANT - WWiE	372.02
EFT62479	28/11/2025	BLUE FORCE PTY LTD	MONITORING FIRE PUMP - HRRP	162.36
EFT62480	28/11/2025	BOSORIMA TAS MAIL PLUS PERTH	MAIL SERVICE	454.78
EFT62481	28/11/2025	BURSWOOD TROPHIES	DESK NAME PLAQUE FOR COUNCILLORS	72.60
EFT62482	28/11/2025	CAPITAL TRANSPORT SERVICES (WA) PTY LTD	COURIER SERVICE	30.08
EFT62483	28/11/2025	CAVALIER PORTABLES & PARK HOMES	PLANT HIRE - WWiE	1,954.34
EFT62484	28/11/2025	CHC HIRE PTY LTD	EQUIPMENT HIRE	438.42
EFT62485	28/11/2025	CHEMCENTRE	SWA - CONSULTANCY	3,683.63
EFT62486	28/11/2025	CHIDLOW WATER CARRIERS	WATER SUPPLIES - RED HILL SITE	300.00
EFT62487	28/11/2025	CIVIL AUTO ELECTRICS PTY LTD	PLANT REPAIRS	281.05
EFT62488	28/11/2025	CME BOILERMAKING PTY LTD	PLANT MAINTENANCE	32,494.00
EFT62489	28/11/2025	COMPU-STOR	IT BACKUP DATA SERVICES	1,000.93
EFT62490	28/11/2025	DATA 3 PERTH	SUBSCRIPTION RENEWAL - SOFTWARE	34,611.02
EFT62491	28/11/2025	DEPARTMENT OF WATER AND ENVIRONMENTAL REGULATION (DWER)	WASTE TRACKING FORMS - CLASS IV	616.00
EFT62492	28/11/2025	DRAKE AUSTRALIA PTY LTD	LABOUR HIRE	1,246.83
EFT62493	28/11/2025	ECOLO WA	ODOUR CONTROL SOLUTIONS	3,938.00
EFT62494	28/11/2025	EFFICIENT REFRIGERATION & ENERGY SAVINGS PTY LTD	AIRCONDITIONING MAINTENANCE - RED HILL & HRRP	1,078.00
EFT62495	28/11/2025	ELAN ENERGY MATRIX	TYRE DISPOSAL COSTS - COPPIN ROAD	389.51
EFT62496	28/11/2025	ENVIRO SWEEP	SITE SWEEPING - HRRP	4,473.98
EFT62497	28/11/2025	EUROFINS ARL PTY LTD T/AS EUROFINS	SAMPLE TESTING - WATER ANALYSIS - RED HILL	5,131.89
EFT62498	28/11/2025	FLEET DYNAMICS PTY LTD	MONTHLY EQUIPMENT HIRE FEE	229.90
EFT62499	28/11/2025	FLEXI STAFF GROUP PTY LTD	LABOUR HIRE	4,708.61
EFT62500	28/11/2025	FUELFIX PTY LTD	EQUIPMENT MAINTENANCE AND REPAIR	707.15
EFT62501	28/11/2025	FUJIFILM BUSINESS INNOVATION AUSTRALIA PTY LTD	PHOTOCOPIER MAINTENANCE & SUPPLIES	745.85
EFT62502	28/11/2025	GARDNER CORP PTY LTD T/A GARDNER ENGINEERING AUSTRALIA	PLANT REPAIRS AND PURCHASE OF NEW PLANT	18,958.54
EFT62503	28/11/2025	GLOBAL SPILL & SAFETY	SAFETY SUPPLIES - BAYWASTE	2,678.15
EFT62504	28/11/2025	GREENS ELECTRICAL SERVICE	ELECTRICAL MAINTENANCE - RED HILL	389.07
EFT62505	28/11/2025	HAYS SPECIALIST RECRUITMENT	LABOUR HIRE	10,250.91
EFT62506	28/11/2025	HERCULES MOBILES PTY LTD	EQUIPMENT HIRE	220.00
EFT62507	28/11/2025	HIMAC ATTACHMENTS	PLANT PARTS	5,390.55



Eastern Metropolitan Regional Council
CEO's DELEGATED PAYMENTS LIST
FOR THE MONTHS OF NOVEMBER & DECEMBER 2025 & JANUARY 2026

Cheque / EFT No	Date	Payee	Description	Amount
EFT62508	28/11/2025	HITACHI CONSTRUCTION MACHINERY (AUSTRALIA) PTY LTD	PLANT REPAIR	1,660.92
EFT62509	28/11/2025	INTEGRATED ICT	IT SUPPORT	5,449.81
EFT62510	28/11/2025	LIFTRITE HIRE & SALES PTY LTD	SERVICE AGREEMENT	413.71
EFT62511	28/11/2025	LINCOM WA PTY LTD	PLANT REPAIR	11,140.43
EFT62512	28/11/2025	LKEA PTY LTD (KOMPTECH SPECIFIC COMPANY)	PLANT REPAIR	6,521.60
EFT62513	28/11/2025	MA SERVICES GROUP PTY LTD	SECURITY MONITORING	6,281.35
EFT62514	28/11/2025	MCLEODS BARRISTERS & SOLICITORS	LEGAL FEE	344.85
EFT62515	28/11/2025	MILLS OAKLEY	LEGAL FEE	20,647.00
EFT62516	28/11/2025	MILLS RECRUITMENT - MILLS CORPORATION PTY LTD	LABOUR HIRE	312.15
EFT62517	28/11/2025	MORAY & AGNEW	LEGAL ADVICE	572.00
EFT62518	28/11/2025	MYOSH - NETSIGHT CONSULTING P/L ATF AM2 TRUST & FM2 TRUST	MONTHLY SUBSCRIPTION - OSH SOFTWARE	2,079.00
EFT62519	28/11/2025	ODOUR CONTROL SYSTEMS INTERNATIONAL LTD	DAILY COVER	19,608.00
EFT62520	28/11/2025	ONETRAK PTY LTD	PLANT REPAIR	95,254.29
EFT62521	28/11/2025	ONSITE RENTALS PTY LTD	MONTHLY RENTAL - HAZELMERE TRANSPORTABLE ADMIN BUILDING & CRIB ROOM & SUPALOO FOR RED HILL	4,768.50
EFT62522	28/11/2025	PRESTIGE ALARMS	ALARM MAINTENANCE - HRRP	610.00
EFT62523	28/11/2025	PRUDENTIAL INVESTMENT SERVICES CORP P/L	INVESTMENT ADVISORY SERVICES	1,925.00
EFT62524	28/11/2025	PSQ GROUP	MONTHLY PHONE EXPENSES - ASCOT PLACE	2,763.31
EFT62525	28/11/2025	RUDD INDUSTRIAL	HARDWARE SUPPLIES	92.59
EFT62526	28/11/2025	SETON AUSTRALIA - BRADY AUSTRALIA PTY LTD T/AS	SAFETY SUPPLIES	86.25
EFT62527	28/11/2025	SGS AUSTRALIA PTY LTD	WATER MONITORING	651.31
EFT62528	28/11/2025	SKILL HIRE WA PTY LTD	LABOUR HIRE	5,726.57
EFT62529	28/11/2025	SKIPPER TRANSPORT PARTS	PLANT REPAIR	1,170.03
EFT62530	28/11/2025	SONIC HEALTHPLUS PTY LTD	EMPLOYMENT MEDICAL	300.00
EFT62531	28/11/2025	SWAN TOWING SERVICES PTY LTD ATF THE SWAN TOWING TRUST	PLANT TRANSPORTATION COST	550.00
EFT62532	28/11/2025	TALIS CONSULTANTS	CONSULTING FEE - VARIOUS WASTE MANAGEMENT PROJECTS	20,289.50
EFT62533	28/11/2025	TELSTRA LIMITED	TELEPHONE EXPENSES	42.76
EFT62534	28/11/2025	TIM DAVIES LANDSCAPING PTY LTD (TDL)	GARDEN MAINTENANCE ASCOT PLACE	1,189.80
EFT62535	28/11/2025	TOTALLY WORKWEAR MIDLAND	PROTECTIVE CLOTHING	742.82
EFT62536	28/11/2025	TURNSTONE PRODUCTS	BIN LINERS	1,160.72
EFT62537	28/11/2025	TUTT BRYANT EQUIPMENT (BT EQUIPMENT PTY LTD)	PLANT REPAIR	13,346.03
EFT62538	28/11/2025	VISION INTELLIGENCE PTY LTD	CAMERA HIRE	3,218.60
EFT62539	28/11/2025	VITIL PEOPLE SOLUTIONS	STAFF TRAINING	660.00
EFT62540	28/11/2025	WA DOOR & DOCKING SOLUTIONS PTY LTD	BUILDING MAINTENANCE - HRRP	16,721.76
EFT62541	28/11/2025	WATERLOGIC AUSTRALIA PTY LTD	EQUIPMENT RENTAL & SERVICE FEE	945.93
EFT62542	28/11/2025	WEST - SURE GROUP PTY LTD	COURIER SERVICE FRO VARIOUS EMRC SITES	932.16
EFT62543	28/11/2025	WEST TIP WASTE CONTROL	SKIP BIN HIRE	715.00
EFT62544	28/11/2025	WESTRAC EQUIPMENT PTY LTD	PLANT PARTS	10,459.98
EFT62545	28/11/2025	WILLIAMS & HUGHES PTY LTD	LEGAL ADVICE	4,697.00
EFT62546	28/11/2025	WINC AUSTRALIA PTY LTD	STATIONERY & CONSUMABLES	328.76
EFT62547	28/11/2025	WREN OIL	WASTE OIL REMOVAL	616.00
EFT62548	04/12/2025	ALBEMARLE LITHIUM PTY LTD	REFUND FROM SWA FUNDS	13,800.00
EFT62549	04/12/2025	BRAJKOVICH DEMOLITIONS PTY LTD	REFUND OF PREPAYMENT	18,709.30
EFT62550	04/12/2025	COVALENT LITHIUM PTY LTD	REFUND FROM SWA FUNDS	142,479.75
EFT62551	04/12/2025	MINERAL RESOURCES LTD	REFUND FROM SWA FUNDS	42,014.80
EFT62552	05/12/2025	ABC PAVEMENT MAINTENANCE	POTHOLE REPAIR - HAZELMERE	2,486.00



Eastern Metropolitan Regional Council
CEO's DELEGATED PAYMENTS LIST
FOR THE MONTHS OF NOVEMBER & DECEMBER 2025 & JANUARY 2026

Cheque / EFT No	Date	Payee	Description	Amount
EFT62553	05/12/2025	ADVANCED LIQUID WASTE - ANTHONY WALSH ATF 88 FAMILY TRUST T/A	LIQUID WASTE MANAGEMENT - HRRP	2,750.00
EFT62554	05/12/2025	AIR FILTER DRY CLEAN SYSTEMS WA	CLEAN & SERVICES FILTERS	332.20
EFT62555	05/12/2025	AJL PLUMBING & GAS	PLUMBING MAINTENANCE - RED HILL	198.00
EFT62556	05/12/2025	ALL INDUSTRIES ELECTRICAL PTY LTD	PLANT ATTACHMENTS	5,181.00
EFT62557	05/12/2025	AUSSIE NATURAL SPRING WATER	BOTTLED WATER	184.11
EFT62558	05/12/2025	AUSTRALIA AND NEW ZEALAND RECYCLING PLATFORM LTD	CONTRIBUTION TO TECH COLLECT E WASTE PROGRAM COLLECTION & DISPOSAL COSTS	654.32
EFT62559	05/12/2025	BALLANTYNE ALL COMMERCIAL PROPERTY SERVICES PTY LTD (SYSTEM MAINTENANCE)	QUARTERLY SERVICING OF OIL AND ANNUAL WATER SAMPLING - HRRP	738.20
EFT62560	05/12/2025	BAYSWATER AUTO DETAILERS	POOL VEHICLE CLEANING	264.00
EFT62561	05/12/2025	BEE JAYS CANVAS PTY LTD	PLANT REPAIRS	588.50
EFT62562	05/12/2025	BLUE DIAMOND MACHINERY PTY LTD	MATERIAL FOR WWIE	371.35
EFT62563	05/12/2025	CHEMCENTRE	SWA - CONSULTING FEES	7,942.44
EFT62564	05/12/2025	CIVIL AUTO ELECTRICS PTY LTD	PLANT REPAIRS	3,209.80
EFT62565	05/12/2025	CSE CROSSCOM PTY LTD	EQUIPMENT LEASE	831.60
EFT62566	05/12/2025	CUMMINS SOUTH PACIFIC PTY LTD	PLANT REPAIR	269.10
EFT62567	05/12/2025	CUTTING EDGES REPLACEMENT PARTS PTY LTD	PLANT REPAIR	2,529.45
EFT62568	05/12/2025	DATA 3 PERTH	SUBSCRIPTION RENEWAL - SOFTWARE	9,489.92
EFT62569	05/12/2025	DEPARTMENT OF WATER AND ENVIRONMENTAL REGULATION (DWER)	APC _r ASSESSMENT CHARGES	44,888.00
EFT62570	05/12/2025	DRAKE AUSTRALIA PTY LTD	LABOUR HIRE	2,265.82
EFT62571	05/12/2025	EFFICIENT REFRIGERATION & ENERGY SAVINGS PTY LTD	AIRCONDITIONING MAINTENANCE - HRRP	957.00
EFT62572	05/12/2025	ELAN ENERGY MATRIX	TYRE DISPOSAL COSTS - RED HILL	991.10
EFT62573	05/12/2025	FILTERS PLUS	PLANT FILTERS	501.60
EFT62574	05/12/2025	FLEXI STAFF GROUP PTY LTD	LABOUR HIRE	5,204.16
EFT62575	05/12/2025	GLOBAL SPILL & SAFETY	SAFETY SUPPLIES - BAYWASTE	1,876.71
EFT62576	05/12/2025	GOODCHILD ENTERPRISES	PLANT PARTS	327.80
EFT62577	05/12/2025	HAYS SPECIALIST RECRUITMENT	LABOUR HIRE	7,072.56
EFT62578	05/12/2025	HOSEFORCE PTY LTD	HOSE SUPPLIES	700.40
EFT62579	05/12/2025	HUA JER LIEW	STAFF REIMBURSEMENT	1,697.95
EFT62580	05/12/2025	INDUSTRIAL RECRUITMENT PARTNERS	LABOUR HIRE	24,535.98
EFT62581	05/12/2025	MIDLAND AUTO ONE	TOOLS FOR WORKSHOP - RED HILL	279.60
EFT62582	05/12/2025	MILLS RECRUITMENT - MILLS CORPORATION PTY LTD T/AS	LABOUR HIRE	7,730.42
EFT62583	05/12/2025	MINING & CIVIL MECHANICAL	PLANT REPAIRS	1,454.75
EFT62584	05/12/2025	PERTH MATTRESS & FURNITURE RECYCLING COMPANY	MATTRESS COLLECTION SERVICE - HAZELMERE	40,029.99
EFT62585	05/12/2025	PERTH QUALITY SERVICES	CLEANING SERVICES - TRANSFER STATION	700.00
EFT62586	05/12/2025	PERTH TESTING AND TAGGING PTY LTD	ELECTRICAL TESTING - ASCOT PLACE	1,947.55
EFT62587	05/12/2025	PIRTEK MIDLAND (M & B HYDRAULICS PTY LTD)	HYDRAULIC HOSE SUPPLIES	590.29
EFT62588	05/12/2025	PRESTIGE ALARMS	ALARM MAINTENANCE & MONITORING - HRRP	473.00
EFT62589	05/12/2025	PSQ GROUP	PHONE EXPENSES - ASCOT PLACE	79.20
EFT62590	05/12/2025	S & L DEMOLITION	REFUND OF PREPAYMENT	1,751.17
EFT62591	05/12/2025	S&L ENGINEERING (WA) PTY LTD	PLANT REPAIRS	1,023.00
EFT62592	05/12/2025	SGS AUSTRALIA PTY LTD	ANNUAL WATER MONITORING	713.68
EFT62593	05/12/2025	SIX CATS CONSULTING PTY LTD	GDA SUPPORT	3,168.00
EFT62594	05/12/2025	SKILL HIRE WA PTY LTD	LABOUR HIRE	6,338.65
EFT62595	05/12/2025	SONIC HEALTHPLUS PTY LTD	PRE-EMPLOYMENT MEDICAL	264.00
EFT62596	05/12/2025	SPUDS GARDENING SERVICES	GARDEN MAINTENANCE - RED HILL	1,650.00
EFT62597	05/12/2025	STATEWIDE BEARINGS - PARTOUT PTY LTD T/A	MATERIAL FOR WWIE	139.11



Eastern Metropolitan Regional Council
CEO's DELEGATED PAYMENTS LIST
FOR THE MONTHS OF NOVEMBER & DECEMBER 2025 & JANUARY 2026

Cheque / EFT No	Date	Payee	Description	Amount
EFT62598	05/12/2025	SWAN FIRE SERVICES	FIRE FIGHTING EQUIPMENT MAINTENANCE - HRRP	342.82
EFT62599	05/12/2025	SYNERGY	ELECTRICITY CHARGES - HRRP	7,064.63
EFT62600	05/12/2025	TJ DEPIAZZI & SONS	COLOUR WOODCHIP AND TRANSPORTATION COSTS	9,559.00
EFT62601	05/12/2025	TOTALLY WORKWEAR MIDLAND	PROTECTIVE CLOTHING	202.27
EFT62602	05/12/2025	TRUCKLINE - SPECIALIST WHOLESALEERS PTY LTD T/AS	COMMUNICATION EQUIPMENT	496.39
EFT62603	05/12/2025	VISION INTELLIGENCE PTY LTD	CAMERA HIRE	3,691.08
EFT62604	09/12/2025	CHILD SUPPORT	EMPLOYEE DEDUCTION	789.29
EFT62605	09/12/2025	MEP SERVICE GROUP PTY LTD	PLANT PARTS	7,724.86
EFT62606	09/12/2025	PAYG PAYMENTS	PAYG TAXATION PAYMENT	128,689.00
EFT62607	09/12/2025	PAYWISE PTY LTD	STAFF DEDUCTION	596.72
EFT62608	09/12/2025	POSITIVE SALARY PACKAGING - JJCT PACKAGING PTY LTD T/A	STAFF DEDUCTION	792.30
EFT62609	09/12/2025	RAUBEX CONSTRUCTION	CONSTRUCTION OF STAGE 18 CELL - RED HILL	363,579.39
EFT62610	09/12/2025	TELSTRA LIMITED	TELEPHONE EXPENSES	1,380.76
EFT62611	12/12/2025	ABC PAVEMENT MAINTENANCE	ASPHALT REPAIRS - BAYWASTE	5,467.00
EFT62612	12/12/2025	ALL TERRAIN SERVICES	PLANT REPAIRS	2,706.00
EFT62613	12/12/2025	AMALGAM RECRUITMENT	LABOUR HIRE	3,024.70
EFT62614	12/12/2025	AUSSIE NATURAL SPRING WATER	BOTTLED WATER	184.11
EFT62615	12/12/2025	BATTERY WORLD MIDLAND - BRAIN POWER INVESTMENTS P/L ATF COW UNIT TRUST T/A	BATTERY SUPPLIES	31.90
EFT62616	12/12/2025	BIN BATH AUSTRALIA PTY LTD	BIN CLEANING	82.72
EFT62617	12/12/2025	BULLIVANTS PTY LTD	QUARTERLY EQUIPMENT MAINTENANCE - HRRP	686.31
EFT62618	12/12/2025	BUNNINGS GROUP LTD	HARDWARE SUPPLIES	1,614.57
EFT62619	12/12/2025	CHEMSOL AUSTRALIA T/A HAWKESFORD NOMINEES PTY LTD	PLANT PARTS	1,452.00
EFT62620	12/12/2025	CIVIL AUTO ELECTRICS PTY LTD	PLANT REPAIRS	4,706.90
EFT62621	12/12/2025	CJD EQUIPMENT PTY LTD	PLANT REPAIRS	828.34
EFT62622	12/12/2025	CME BOILERMAKING PTY LTD	PLANT REPAIR	5,210.70
EFT62623	12/12/2025	CUTTING EDGES REPLACEMENT PARTS PTY LTD	PLANT PARTS	4,080.74
EFT62624	12/12/2025	ECLIPSE SOILS PTY LTD	REFUND OF PREPAYMENT	27,168.50
EFT62625	12/12/2025	ELAN ENERGY MATRIX	TYRE DISPOSAL COSTS - TRANSFER STATION & HRRP	1,183.34
EFT62626	12/12/2025	ENVIRONMENTAL SITE SERVICES	DUST MONITORING - RED HILL	3,905.00
EFT62627	12/12/2025	FOSTER PLUMBING AND GAS	SUPPLY AND INSTALLATION OF EYEWASH - HRRP	7,822.90
EFT62628	12/12/2025	FUJIFILM BUSINESS INNOVATION AUSTRALIA PTY LTD	PHOTOCOPIER MAINTENANCE & SUPPLIES	32.76
EFT62629	12/12/2025	GREENS ELECTRICAL SERVICE	ELECTRICAL MAINTENANCE - RED HILL	158.95
EFT62630	12/12/2025	HAYS SPECIALIST RECRUITMENT	LABOUR HIRE	7,507.63
EFT62631	12/12/2025	HECS FIRE	FIRE EQUIPMENT INSPECTION	288.20
EFT62632	12/12/2025	INDUSTRIAL RECRUITMENT PARTNERS	LABOUR HIRE	24,335.15
EFT62633	12/12/2025	LUNCH AT SUE'S	CATERING	270.00
EFT62634	12/12/2025	MAJOR MOTORS PTY LTD	PLANT MAINTENANCE	674.00
EFT62635	12/12/2025	MCINTOSH & SON	PLANT REPAIRS	33.00
EFT62636	12/12/2025	MIDLAND TOYOTA	VEHICLE SERVICE	1,193.31
EFT62637	12/12/2025	MIDWAY FORD (WA)	VEHICLE SERVICE	355.00
EFT62638	12/12/2025	MILLS RECRUITMENT - MILLS CORPORATION PTY LTD T/AS	LABOUR HIRE	10,981.77
EFT62639	12/12/2025	OFFICEWORKS	COMPUTER HARDWARE	40.95
EFT62640	12/12/2025	OTR TYRES T/A TKPH PTY LTD	PUNCTURE REPAIR	481.25
EFT62641	12/12/2025	PIRTEK MIDLAND (M & B HYDRAULICS PTY LTD)	HYDRAULIC HOSE SUPPLIES	603.86
EFT62642	12/12/2025	PRESTIGE ALARMS	SECURITY MAINTENANCE & MONITORING	242.00



Eastern Metropolitan Regional Council
CEO's DELEGATED PAYMENTS LIST
FOR THE MONTHS OF NOVEMBER & DECEMBER 2025 & JANUARY 2026

Cheque / EFT No	Date	Payee	Description	Amount
EFT62643	12/12/2025	QUIK GAS RECOVERY	DEGAS OF FRIDGES - TRANSFER STATION	567.60
EFT62644	12/12/2025	RUDD INDUSTRIAL	PLANT PARTS & HARDWARE SUPPLIES	221.76
EFT62645	12/12/2025	SKILL HIRE WA PTY LTD	LABOUR HIRE	5,063.15
EFT62646	12/12/2025	SONIC HEALTHPLUS PTY LTD	PRE-EMPLOYMENT MEDICAL	459.10
EFT62647	12/12/2025	SWAN FIRE SERVICES	FIRE FIGHTING EQUIPMENT MAINTENANCE - HRRP	378.40
EFT62648	12/12/2025	SWAN TOWING SERVICES PTY LTD ATF THE SWAN TOWING TRUST	PLANT TRANSPORTATION COST	264.00
EFT62649	12/12/2025	TOTALLY WORKWEAR MIDLAND	PROTECTIVE CLOTHING	784.24
EFT62650	12/12/2025	WESTRAC EQUIPMENT PTY LTD	REFURBISH PLANT	111,435.63
EFT62651	12/12/2025	WEX MOTORPASS	FLEET FUEL PURCHASES	2,129.61
EFT62652	12/12/2025	WREN OIL	WASTE OIL REMOVAL	1,540.00
EFT62653	19/12/2025	ADT SECURITY	SECURITY MONITORING	77.00
EFT62654	19/12/2025	AMALGAM RECRUITMENT	LABOUR HIRE	4,855.29
EFT62655	19/12/2025	ATU SEWAGE SERVICES	QUARTERLY SERVICE FEE	198.00
EFT62656	19/12/2025	BATTERY WORLD MIDLAND - BRAIN POWER INVESTMENTS P/L ATF COW UNIT TRUST T/A	BATTERY SUPPLIES	1,397.98
EFT62657	19/12/2025	BP AUSTRALIA PTY LTD	FUEL PURCHASES	157,640.59
EFT62658	19/12/2025	CASTROL AUSTRALIA PTY LTD	OIL PURCHASES	2,210.90
EFT62659	19/12/2025	CIVIL AUTO ELECTRICS PTY LTD	PLANT REPAIRS	798.60
EFT62660	19/12/2025	DEPUTY COMMISSIONER OF TAXATION	GST PAYMENT	443,245.00
EFT62661	19/12/2025	DRAKE AUSTRALIA PTY LTD	LABOUR HIRE	2,265.82
EFT62662	19/12/2025	FLEXI STAFF GROUP PTY LTD	LABOUR HIRE	5,538.95
EFT62663	19/12/2025	OEM GROUP 2006 PTY LTD	PLANT PARTS	10,842.70
EFT62664	19/12/2025	RSEA - ONE STOP SAFETY SHOP	SAFETY SUPPLIES	45.84
EFT62665	19/12/2025	SETON AUSTRALIA - BRADY AUSTRALIA PTY LTD T/AS	SAFETY SUPPLIES	51.11
EFT62666	19/12/2025	SYNERGY	ELECTRICITY CHARGES - RED HILL	15,234.59
EFT62667	19/12/2025	TALIS CONSULTANTS	ENVIRONMENTAL REPORTING	4,809.75
EFT62668	19/12/2025	TOTAL TOOLS MIDLAND	BATTERY SUPPLIES	1,201.00
EFT62669	19/12/2025	TRADEFAIRE INTERNATIONAL PTY LTD	PLANT PARTS	3,701.50
EFT62670	19/12/2025	TRUCKLINE - SPECIALIST WHOLESALERS PTY LTD T/AS	OIL PURCHASES	1,584.00
EFT62671	19/12/2025	TUTT BRYANT EQUIPMENT (BT EQUIPMENT PTY LTD)	PLANT SERVICE & AGREEMENT	323.81
EFT62672	23/12/2025	CHILD SUPPORT	EMPLOYEE DEDUCTION	789.29
EFT62673	23/12/2025	PAYG PAYMENTS	PAYG TAXATION PAYMENT	106,531.00
EFT62674	23/12/2025	PAYWISE PTY LTD	STAFF DEDUCTION	596.72
EFT62675	23/12/2025	POSITIVE SALARY PACKAGING - JJCT PACKAGING PTY LTD T/A	STAFF DEDUCTION	792.30
EFT62676	23/12/2025	TELSTRA LIMITED	TELEPHONE EXPENSES	5,335.37
EFT62677	24/12/2025	ADVANCED LIQUID WASTE - ANTHONY WALSH ATF 88 FAMILY TRUST T/A	LIQUID WASTE MANAGEMENT - RED HILL	1,072.50
EFT62678	24/12/2025	AIR FILTER DRY CLEAN SYSTEMS WA	CLEAN & SERVICE FILTERS	459.80
EFT62679	24/12/2025	ALCAN FIRE SAFETY - ALDAR HOLDINGS PTY LTD ATFT	FIRE EXTINGUISHER TRAINING	1,764.40
EFT62680	24/12/2025	ABBAS FAMILY TRUST T/AS ALL INDUSTRIES ELECTRICAL PTY LTD	EV CHARGER AND PLANT PARTS	1,386.00
EFT62681	24/12/2025	ALLIGHTSYKES PTY LTD	EQUIPMENT MAINTENANCE - GENERATORS	492.18
EFT62682	24/12/2025	ALLWEST PLANT HIRE	PLANT & LABOUR HIRE	35,530.00
EFT62683	24/12/2025	ALSCO PERTH	EQUIPMENT HIRE	46.37
EFT62684	24/12/2025	AMALGAM RECRUITMENT	LABOUR HIRE	5,479.63
EFT62685	24/12/2025	AUSSIE NATURAL SPRING WATER	BOTTLED WATER	725.61
EFT62686	24/12/2025	AUSTRALIA POST - ASCOT PLACE	POSTAL CHARGES	16.80
EFT62687	24/12/2025	AUSTRALIAN COMMUNICATIONS & MEDIA AUTHORITY ACMA	LICENCE FEE	700.00



Eastern Metropolitan Regional Council
CEO's DELEGATED PAYMENTS LIST
FOR THE MONTHS OF NOVEMBER & DECEMBER 2025 & JANUARY 2026

Cheque / EFT No	Date	Payee	Description	Amount
EFT62688	24/12/2025	AUSTRALIAN HVAC SERVICES	SERVICE AND MAINTENANCE - ASCOT PLACE	2,486.35
EFT62689	24/12/2025	BLUE FORCE PTY LTD	MONITORING FIRE PUMP - HRRP	162.36
EFT62690	24/12/2025	BOBCAT ATTACH	PLANT REPAIRS	2,420.00
EFT62691	24/12/2025	BOSORIMA TAS MAIL PLUS PERTH	MAIL SERVICE	454.78
EFT62692	24/12/2025	CAPITAL TRANSPORT SERVICES (WA) PTY LTD	COURIER SERVICE	30.08
EFT62693	24/12/2025	CDM AUSTRALIA	IT EQUIPMENT	2,920.50
EFT62694	24/12/2025	CHC HIRE PTY LTD	EQUIPMENT HIRE	424.30
EFT62695	24/12/2025	CHEMSOL AUSTRALIA T/A HAWKESFORD NOMINEES PTY LTD	GREASE PURCHASES	1,980.00
EFT62696	24/12/2025	CITY OF BAYSWATER	HR SERVICES	7,081.12
EFT62697	24/12/2025	CITY OF BELMONT	COUNCIL RATES	2,159.35
EFT62698	24/12/2025	CIVIL AUTO ELECTRICS PTY LTD	PLANT REPAIRS	1,317.25
EFT62699	24/12/2025	CJD EQUIPMENT PTY LTD	PLANT REPAIRS & SERVICE AGREEMENT	5,038.52
EFT62700	24/12/2025	CLARK RUBBER MIDLAND - PELICAN INVESTMENT HOLDINGS P/L T/AS	PLANT PARTS	49.85
EFT62701	24/12/2025	CLEANAWAY PTY LTD	GAS BOTTLE COLLECTION FROM TRANSFER STATION	6,612.76
EFT62702	24/12/2025	CME BOILERMAKING PTY LTD	PLANT REPAIR	2,453.00
EFT62703	24/12/2025	COMMERCIAL CARE	GARDEN MAINTENANCE - HRRP	489.50
EFT62704	24/12/2025	COMPU-STOR	IT BACKUP DATA SERVICES	917.52
EFT62705	24/12/2025	COOLMIST SYSTEMS AUSTRALIA PTY LTD	INSTALLATION OF DUST SUPPRESSION SYSTEM	75,746.44
EFT62706	24/12/2025	CROSSLAND & HARDY PTY LTD	QUARTERLY WOODCHIP SURVEY - HRRP	4,626.60
EFT62707	24/12/2025	CSE CROSSCOM PTY LTD	PARTS FOR EQUIPMENTS	3,341.80
EFT62708	24/12/2025	CUSTOM SHEETMETAL FABRICATIONS	PLANT REPAIRS	200.00
EFT62709	24/12/2025	DEPARTMENT OF WATER AND ENVIRONMENTAL REGULATION (DWER)	WASTE LICENCE AMENDMENT	8,908.00
EFT62710	24/12/2025	DMC CLEANING CORPORATION PTY LTD	CLEANING SERVICES	6,525.56
EFT62711	24/12/2025	DRAKE AUSTRALIA PTY LTD	LABOUR HIRE	6,797.46
EFT62712	24/12/2025	E & MJ ROSHER	PLANT REPAIRS	508.30
EFT62713	24/12/2025	ECOLO WA	ODOUR CONTROL SOLUTIONS	3,938.00
EFT62714	24/12/2025	ELAN ENERGY MATRIX	TYRE DISPOSAL COSTS - TRANSFER STATION	579.47
EFT62715	24/12/2025	EUROFINS ARL PTY LTD T/AS EUROFINS	SAMPLE TESTING - WATER & WOODFINES	13,414.17
EFT62716	24/12/2025	FILTERS PLUS	PLANT FILTERS	262.35
EFT62717	24/12/2025	FLEET DYNAMICS PTY LTD	MONTHLY EQUIPMENT HIRE FEE	229.90
EFT62718	24/12/2025	FLEXI STAFF GROUP PTY LTD	LABOUR HIRE	17,847.07
EFT62719	24/12/2025	FLICK ANTICIMEX PTY LTD	HYGIENE SERVICES	514.98
EFT62720	24/12/2025	FUCHS LUBRICANTS (AUSTRALASIA) PTY LTD	OIL PURCHASES	3,498.00
EFT62721	24/12/2025	FUELFIX PTY LTD	HIRE EQUIPMENT	730.72
EFT62722	24/12/2025	FUJIFILM BUSINESS INNOVATION AUSTRALIA PTY LTD	PHOTOCOPIER MAINTENANCE & SUPPLIES	765.18
EFT62723	24/12/2025	GENSET HIRE AND SALES AUSTRALIA PTY LTD	SMART FUEL SYSTEM MAINTENANCE	2,359.50
EFT62724	24/12/2025	GHD PTY LTD	CONSULTING FEE - WWtE	34,650.00
EFT62725	24/12/2025	GREENS ELECTRICAL SERVICE	ELECTRICAL MAINTENANCE - WWtE	3,319.38
EFT62726	24/12/2025	HAYS SPECIALIST RECRUITMENT	LABOUR HIRE	21,142.71
EFT62727	24/12/2025	HEATLEYS SALES PTY LTD	HYGIENE SUPPLIES	215.12
EFT62728	24/12/2025	HERCULES MOBILES PTY LTD	EQUIPMENT HIRE	495.00
EFT62729	24/12/2025	HITACHI CONSTRUCTION MACHINERY (AUSTRALIA) PTY LTD	PLANT REPAIR	535.78
EFT62730	24/12/2025	HOSEFORCE PTY LTD	HYDRAULIC HOSE SUPPLIES	1,511.33
EFT62731	24/12/2025	INDUSTRIAL RECRUITMENT PARTNERS	LABOUR HIRE	84,340.68
EFT62732	24/12/2025	INFORMATION PROFICIENCY & SIGMA DATA SOLUTIONS - PROFICIENCY GROUP P/L T/AS	CONTRACT SUPPORT	11,000.00



Eastern Metropolitan Regional Council
CEO's DELEGATED PAYMENTS LIST
FOR THE MONTHS OF NOVEMBER & DECEMBER 2025 & JANUARY 2026

Cheque / EFT No	Date	Payee	Description	Amount
EFT62733	24/12/2025	INTEGRATED ICT	IT SUPPORT	9,344.74
EFT62734	24/12/2025	JCB CONSTRUCTION EQUIPMENT AUSTRALIA (CFC HOLDINGS-CEA; JCB CEA; DYNAPAC CEA)	SERVICE AGREEMENT	3,988.00
EFT62735	24/12/2025	JIMS MOWING CLOVERDALE	MOWING SERVICES	250.00
EFT62736	24/12/2025	JK CONTRACTING (WA) PTY LTD	CLEANING OF WHEEL WASH	572.00
EFT62737	24/12/2025	LKEA PTY LTD (KOMPTECH SPECIFIC COMPANY)	PLANT REPAIRS	5,226.49
EFT62738	24/12/2025	MA SERVICES GROUP PTY LTD	SECURITY MONITORING	2,594.47
EFT62739	24/12/2025	MADDERN ELECTRICS	BUILDING MAINTENANCE - ASCOT PLACE	1,254.00
EFT62740	24/12/2025	MAJOR MOTORS PTY LTD	PLANT PARTS	551.33
EFT62741	24/12/2025	MARKETFORCE (OMNICOM MEDIA GROUP AUSTRALIA PTY LTD)	PUBLIC NOTICE & VARIOUS ADVERTISEMENT	1,596.84
EFT62742	24/12/2025	MCINTOSH & SON	PLANT MAINTENANCE	342.01
EFT62743	24/12/2025	MCLEODS BARRISTERS & SOLICITORS	LEGAL ADVICE	4,896.87
EFT62744	24/12/2025	MIDLAND AUTO ONE	PLANT MAINTENANCE	41.55
EFT62745	24/12/2025	MIDWAY FORD (WA)	VEHICLE SERVICE	515.00
EFT62746	24/12/2025	MIKE RITCHIE AND ASSOCIATES PTY LTD T/AS MRA CONSULTING GROUP	EMRC VALUATION	5,369.38
EFT62747	24/12/2025	MILLS OAKLEY	LEGAL FEE	5,350.40
EFT62748	24/12/2025	MILLS RECRUITMENT - MILLS CORPORATION PTY LTD T/AS	LABOUR HIRE	18,790.16
EFT62749	24/12/2025	MUNDARING TYREPOWER T/A RACADAGE P/L	VEHICLE MAINTENANCE	489.00
EFT62750	24/12/2025	MURPHY'S TYRE POWER	TYRE REPAIR	50.00
EFT62751	24/12/2025	MYOSH - NETSIGHT CONSULTING P/L ATF AM2 TRUST & FM2 TRUST	MONTHLY SUBSCRIPTION - OSH SOFTWARE	2,091.10
EFT62752	24/12/2025	NESSCO GROUP	AIR COMPRESSOR SERVICE	8,613.99
EFT62753	24/12/2025	ONSITE RENTALS PTY LTD	MONTHLY RENTAL - SUPALOO	4,614.68
EFT62754	24/12/2025	OREZ SOLUTIONS PTY LTD	FOGO MAINTENANCE	86,831.80
EFT62755	24/12/2025	OTR TYRES T/A TKPH PTY LTD	PLANT REPAIRS	2,722.50
EFT62756	24/12/2025	PERTH ENERGY PTY LTD	GAS SUPPLY - WWtE	386.28
EFT62757	24/12/2025	PIRTEK MIDLAND (M & B HYDRAULICS PTY LTD)	HYDRAULIC HOSE SUPPLIES	665.01
EFT62758	24/12/2025	PR POWER PTY LTD	PURCHASE OF GENERATOR	76,120.00
EFT62759	24/12/2025	PRUDENTIAL INVESTMENT SERVICES CORP P/L	INVESTMENT ADVISORY SERVICES	1,925.00
EFT62760	24/12/2025	PSQ GROUP	PHONE EXPENSES - ASCOT PLACE	2,759.68
EFT62761	24/12/2025	QUIK GAS RECOVERY	DEGAS OF FRIDGES - TRANSFER STATIONS & RED HILL	1,689.60
EFT62762	24/12/2025	RAUBEX CONSTRUCTION	CONSTRUCTION OF STAGE 18 CELL - RED HILL	623,800.85
EFT62763	24/12/2025	REDFISH TECHNOLOGIES PTY LTD	CONTRACT SUPPORT	4,950.00
EFT62764	24/12/2025	ROYAL WOLF AUSTRALIA - UNITED RENTALS AUSTRALIA P/L TA	EQUIPMENT RENTAL - BAYWASTE	274.33
EFT62765	24/12/2025	RUDD INDUSTRIAL	PLANT PARTS & HARDWARE SUPPLIES	774.48
EFT62766	24/12/2025	SETON AUSTRALIA - BRADY AUSTRALIA PTY LTD T/AS	SAFETY SUPPLIES	72.36
EFT62767	24/12/2025	SIGN SUPERMARKET	PRINTING SIGNS	647.90
EFT62768	24/12/2025	SKILL HIRE WA PTY LTD	LABOUR HIRE	18,403.88
EFT62769	24/12/2025	SONIC HEALTHPLUS PTY LTD	PRE-EMPLOYMENT MEDICAL	110.00
EFT62770	24/12/2025	SPRAYTEK PRECISION PTY LTD	VEHICLE REPAIR	1,111.00
EFT62771	24/12/2025	SPUDS GARDENING SERVICES	ANNUAL REHABILITATION & REVEGETATION WORKS AT RED HILL	43,667.00
EFT62772	24/12/2025	STEPHEN CONWAY	STAFF REIMBURSEMENT	1,549.99
EFT62773	24/12/2025	SWAN FIRE SERVICES	FIRE FIGHTING EQUIPMENT MAINTENANCE - TRANSFER STATIONS	1,220.03
EFT62774	24/12/2025	SWAN TOWING SERVICES PTY LTD ATF THE SWAN TOWING TRUST	PLANT TRANSPORTATION COST	264.00
EFT62775	24/12/2025	SYNERGY	ELECTRICITY CHARGES - HRRP	9,346.96
EFT62776	24/12/2025	TALIS CONSULTANTS	CONSULTING FEE - STAGE 19 & 20	19,727.13
EFT62777	24/12/2025	TANYA DAUERSE	STAFF REIMBURSEMENT	173.40



Eastern Metropolitan Regional Council
CEO's DELEGATED PAYMENTS LIST
FOR THE MONTHS OF NOVEMBER & DECEMBER 2025 & JANUARY 2026

Cheque / EFT No	Date	Payee	Description	Amount
EFT62778	24/12/2025	TELSTRA LIMITED	TELEPHONE EXPENSES	42.76
EFT62779	24/12/2025	THE GOOD GUYS - MIDLAND	EQUIPMENT PURCHASE	578.00
EFT62780	24/12/2025	THE WATERSHED	MATERIAL FOR BUILDING MAINTENANCE	1,345.83
EFT62781	24/12/2025	TIM DAVIES LANDSCAPING PTY LTD (TDL)	GARDEN MAINTENANCE ASCOT PLACE	1,189.80
EFT62782	24/12/2025	TOTAL TOOLS MIDLAND	TOOLS FOR WORKSHOP - RED HILL	218.68
EFT62783	24/12/2025	TOTALLY WORKWEAR MIDLAND	PROTECTIVE CLOTHING	587.42
EFT62784	24/12/2025	TRADEFAIRE INTERNATIONAL PTY LTD	PLANT PARTS	9,370.90
EFT62785	24/12/2025	TUTT BRYANT EQUIPMENT (BT EQUIPMENT PTY LTD)	PLANT MAINTENANCE	2,168.38
EFT62786	24/12/2025	TWISTECH - GREG WOOD	INSTALLATION OF FENCE	6,075.07
EFT62787	24/12/2025	UNITED EQUIPMENT PTY LTD	SERVICE AGREEMENT	2,084.25
EFT62788	24/12/2025	VISION INTELLIGENCE PTY LTD	CAMERA HIRE	5,292.68
EFT62789	24/12/2025	WA MACHINERY GLASS	PLANT REPAIRS	2,596.00
EFT62790	24/12/2025	WASTETRANS WA - APPALA HOLDINGS PTY LTD T/AS	PRODUCT TRANSPORTATION COSTS	4,345.00
EFT62791	24/12/2025	WATERLOGIC AUSTRALIA PTY LTD	EQUIPMENT RENTAL & SERVICE FEE	945.93
EFT62792	24/12/2025	WEST - SURE GROUP PTY LTD	COURIER SERVICE	563.11
EFT62793	24/12/2025	WEST TIP WASTE CONTROL	SKIP BIN HIRE	357.50
EFT62794	24/12/2025	WESTRAC EQUIPMENT PTY LTD	PLANT PARTS AND SERVICE AGREEMENT	6,151.64
EFT62795	24/12/2025	WILLIAMS & HUGHES PTY LTD	LEGAL ADVICE	385.00
EFT62796	24/12/2025	WINC AUSTRALIA PTY LTD	STATIONERY & CONSUMABLES	744.43
EFT62797	24/12/2025	WREN OIL	WASTE OIL REMOVAL	231.00
EFT62798	24/12/2025	INDUSTRIAL RECRUITMENT PARTNERS	LABOUR HIRE	84,731.18
EFT62799	24/12/2025	ODOUR CONTROL SYSTEMS INTERNATIONAL LTD	DAILY COVER	31,920.00
EFT62800	24/12/2025	OTIS ELEVATOR COMPANY PTY LTD	QUARTERLY LIFT MAINTENANCE - ASCOT PLACE	2,150.02
EFT62801	05/01/2026	CR PAUL POLIWKA	QUARTERLY COUNCILLORS PAYMENT	4,361.88
EFT62802	05/01/2026	FILOMENA PIFFARETTI	QUARTERLY COUNCILLORS PAYMENT	10,052.50
EFT62803	05/01/2026	KATHRYN HAMILTON	COUNCILLORS ATTENDANCE FEE	2,957.50
EFT62804	05/01/2026	STEVEN OSTASZEWSKYJ	COUNCILLORS ATTENDANCE FEE	2,957.50
EFT62805	07/01/2026	PAYG PAYMENTS	PAYG TAXATION PAYMENT	110,821.00
EFT62806	07/01/2026	PAYWISE PTY LTD	EMPLOYEE DEDUCTION	596.72
EFT62807	07/01/2026	POSITIVE SALARY PACKAGING - JJCT PACKAGING PTY LTD T/A	EMPLOYEE DEDUCTION	792.30
EFT62808	09/01/2026	AALAN LINE MARKING SERVICES	LINEMARKING AT RED HILL	11,264.00
EFT62809	09/01/2026	ADVANCED LIQUID WASTE - ANTHONY WALSH ATF 88 FAMILY TRUST T/A	LIQUID WASTE MANAGEMENT - RED HILL	1,164.50
EFT62810	09/01/2026	AIR FILTER DRY CLEAN SYSTEMS WA	CLEAN & SERVICES FILTERS	859.05
EFT62811	09/01/2026	ALL INDUSTRIES ELECTRICAL PTY LTD	ELECTRICAL MAINTENANCE - HRRP	1,914.00
EFT62812	09/01/2026	ALLPEST - ROL-WA PTY LTD T/AS	PEST CONTROL	1,935.82
EFT62813	09/01/2026	AMALGAM RECRUITMENT	LABOUR HIRE	5,309.61
EFT62814	09/01/2026	AUSCO MODULAR PTY LTD	PLANT HIRE - WWiE	3,403.07
EFT62815	09/01/2026	AUSSIE NATURAL SPRING WATER	BOTTLED WATER	86.64
EFT62816	09/01/2026	AUSTRALIA AND NEW ZEALAND RECYCLING PLATFORM LTD	CONTRIBUTION TO TECH COLLECT E WASTE PROGRAM COLLECTION & DISPOSAL COSTS	1,788.09
EFT62817	09/01/2026	BAYSWATER AUTO DETAILERS	POOL VEHICLE CLEANING	594.00
EFT62818	09/01/2026	BIN BATH AUSTRALIA PTY LTD	BIN CLEANING	82.72
EFT62819	09/01/2026	BLUE DIAMOND MACHINERY PTY LTD	FILTERS	1,108.54
EFT62820	09/01/2026	BOYAN ELECTRICAL	POWER SUPPLIES	1,881.00
EFT62821	09/01/2026	BUCHER MUNICIPAL PTY LTD	PLANT PARTS	4,491.63
EFT62822	09/01/2026	BUNNINGS GROUP LTD	HARDWARE SUPPLIES	344.73



Eastern Metropolitan Regional Council
CEO's DELEGATED PAYMENTS LIST
FOR THE MONTHS OF NOVEMBER & DECEMBER 2025 & JANUARY 2026

Cheque / EFT No	Date	Payee	Description	Amount
EFT62823	09/01/2026	CAVALIER PORTABLES & PARK HOMES	PLANT HIRE - WWtE	1,954.34
EFT62824	09/01/2026	CHIDLOW WATER CARRIERS	WATER SUPPLIES - RED HILL SITE	600.00
EFT62825	09/01/2026	CHOICEONE PTY LTD	LABOUR HIRE	1,614.00
EFT62826	09/01/2026	CIVIL AUTO ELECTRICS PTY LTD	PLANT REPAIRS	9,002.40
EFT62827	09/01/2026	DEPARTMENT OF WATER AND ENVIRONMENTAL REGULATION (DWER)	HRRP LICENCE FEE	528.00
EFT62828	09/01/2026	DRAKE AUSTRALIA PTY LTD	LABOUR HIRE	2,087.71
EFT62829	09/01/2026	ELAN ENERGY MATRIX	TYRE DISPOSAL COSTS - RED HILL	1,114.78
EFT62830	09/01/2026	EUROFINS ARL PTY LTD T/AS EUROFINS	ANNUAL WATER ANALYSIS	24,110.08
EFT62831	09/01/2026	EVERSAFE FIRE PROTECTION	FIRE EQUIPMENT INSPECTIONS	2,591.05
EFT62832	09/01/2026	FLEXI STAFF GROUP PTY LTD	LABOUR HIRE	8,821.28
EFT62833	09/01/2026	FOSTER PLUMBING AND GAS	PLUMBING SERVICES - WWtE	1,650.00
EFT62834	09/01/2026	HARTAC SALES & DISTRIBUTION PTY LTD	HARDWARE SUPPLIES	130.90
EFT62835	09/01/2026	HAYS SPECIALIST RECRUITMENT	LABOUR HIRE	5,822.50
EFT62836	09/01/2026	HITACHI CONSTRUCTION MACHINERY (AUSTRALIA) PTY LTD	SERVICE AGREEMENT	11,614.52
EFT62837	09/01/2026	HOSEFORCE PTY LTD	HYDRAULIC HOSE SUPPLIES	103.59
EFT62838	09/01/2026	INDUSTRIAL RECRUITMENT PARTNERS	LABOUR HIRE	29,673.81
EFT62839	09/01/2026	JOHN HUGHES (ROHANNA PTY LTD)	VEHICLE SERVICE	355.00
EFT62840	09/01/2026	KBE ASBESTOS P/L	REFUND OF PAYMENT GUARANTEE	83,734.85
EFT62841	09/01/2026	KOMATSU AUSTRALIA P/L	SERVICE AGREEMENT	3,097.31
EFT62842	09/01/2026	LGIS	ADDITIONAL VEHICLE INSURANCE PREMIUM - 2024/2025	4,332.02
EFT62843	09/01/2026	LUNCH AT SUE'S	CATERING COSTS	1,350.00
EFT62844	09/01/2026	MA SERVICES GROUP PTY LTD	SECURITY MONITORING	3,686.88
EFT62845	09/01/2026	MCLEODS BARRISTERS & SOLICITORS	LEGAL FEE	1,586.31
EFT62846	09/01/2026	MIDWAY FORD (WA)	VEHICLE SERVICE	405.00
EFT62847	09/01/2026	MILLS RECRUITMENT - MILLS CORPORATION PTY LTD T/AS	LABOUR HIRE	6,694.97
EFT62848	09/01/2026	PCB ASBESTOS & DEMOLITION PTY LTD	REFUND OF PAYMENT GUARANTEE	3,427.75
EFT62849	09/01/2026	PERTH MATTRESS & FURNITURE RECYCLING COMPANY	MATTRESS COLLECTION SERVICE - HAZELMERE	41,320.34
EFT62850	09/01/2026	PERTH QUALITY SERVICES	CLEANING SERVICES & CONSUMABLES - HRRP	1,405.00
EFT62851	09/01/2026	PINNACLE HIRE WA PTY LTD	PLANT PARTS	8,419.39
EFT62852	09/01/2026	PIRTEK MALAGA - JH FLUID TRANSFER SOLUTIONS T/AS	PLANT PARTS	419.69
EFT62853	09/01/2026	PIRTEK MIDLAND (M & B HYDRAULICS PTY LTD)	PLANT PARTS	986.28
EFT62854	09/01/2026	PRESTIGE ALARMS	ALARM MAINTENANCE - HRRP	1,078.00
EFT62855	09/01/2026	PUREARTH - RIVER NOMINEES PTY LTD T/A	PROCESSING COSTS - FOGO	53,796.05
EFT62856	09/01/2026	RUDD INDUSTRIAL	HARDWARE SUPPLIES	729.05
EFT62857	09/01/2026	SAFETY WORLD - LINDAN PTY LTD T/A	SAFETY SUPPLIES	125.80
EFT62858	09/01/2026	SCOTT PRINTERS PTY LTD	ANNUAL REPORT 2025	650.10
EFT62859	09/01/2026	SKILL HIRE WA PTY LTD	LABOUR HIRE	5,457.03
EFT62860	09/01/2026	SONIC HEALTHPLUS PTY LTD	EMPLOYMENT MEDICAL	1,580.70
EFT62861	09/01/2026	SPUDS GARDENING SERVICES	GROUND MAINTENANCE & WEED CONTROL - RED HILL	2,772.00
EFT62862	09/01/2026	SWAN FIRE SERVICES	INSPECTION AND SERVICE TO FIRE PROTECTION EQUIPMENT -HRRP	1,281.73
EFT62863	09/01/2026	THE RE-CYC-ODOGY PROJECT	ENVIRONMENTAL MONITORING	1,832.60
EFT62864	09/01/2026	TJ DEPIAZZI & SONS	COLOUR WOODCHIP AND TRANSPORTATION COSTS	4,779.50
EFT62865	09/01/2026	TJSIGNS & VEHICLE GRAPHICS	SPEED LIMIT SIGNS - HRRP	412.50
EFT62866	09/01/2026	TOTAL TOOLS MIDLAND	HARDWARE SUPPLIES	320.61
EFT62867	09/01/2026	TOTALLY WORKWEAR MIDLAND	SAFETY AND PROTECTIVE SUPPLIES	461.73



Eastern Metropolitan Regional Council
CEO's DELEGATED PAYMENTS LIST
FOR THE MONTHS OF NOVEMBER & DECEMBER 2025 & JANUARY 2026

Cheque / EFT No	Date	Payee	Description	Amount
EFT62868	09/01/2026	TWISTECH - GREG WOOD	REPAIR FENCE AT RED HILL	8,535.82
EFT62869	09/01/2026	VDC PTY LTD ATF DRWA TRUST T/AS DRWA BUILDING DOORS	SERVICE AGREEMENT - DOOR MAINTENANCE - HRRP	2,464.00
EFT62870	09/01/2026	WEST - SURE GROUP PTY LTD	COURIER SERVICE	153.76
EFT62871	09/01/2026	WESTRAC EQUIPMENT PTY LTD	PLANT PARTS	6,023.62
EFT62872	09/01/2026	WILLIAMS & HUGHES PTY LTD	LEGAL ADVICE	2,255.00
EFT62873	09/01/2026	WREN OIL	WASTE OIL REMOVAL	363.00
EFT62874	09/01/2026	WURTH AUSTRALIA PTY LTD	SAFETAY SUPPLIES	261.44
EFT62875	13/01/2026	TELSTRA LIMITED	TELEPHONE EXPENSES	1,380.76
EFT62876	13/01/2026	WEX MOTORPASS	FLEET FUEL PURCHASES	1,861.51
EFT62877	16/01/2026	ADT SECURITY	SECURITY MONITORING	77.00
EFT62878	16/01/2026	AIRWELL GROUP PTY LTD	REPAIRS TO DRAINAGE SYSTEMS AT RED HILL	7,904.14
EFT62879	16/01/2026	ALLIGHTSYKES PTY LTD	EQUIPMENT MAINTENANCE	1,155.55
EFT62880	16/01/2026	AMALGAM RECRUITMENT	LABOUR HIRE	7,019.05
EFT62881	16/01/2026	AUSSIE NATURAL SPRING WATER	BOTTLED WATER	281.58
EFT62882	16/01/2026	AV TRUCK SERVICES PTY LTD	PLANT PARTS	245.57
EFT62883	16/01/2026	BLACKWOODS ATKINS	HYDRATION SACHETS	198.00
EFT62884	16/01/2026	BOYAN ELECTRICAL	PLANT MAINTENANCE	669.90
EFT62885	16/01/2026	CHOICEONE PTY LTD	LABOUR HIRE	2,876.01
EFT62886	16/01/2026	CIVIL AUTO ELECTRICS PTY LTD	VEHICLE REPAIRS	66.00
EFT62887	16/01/2026	CJD EQUIPMENT PTY LTD	PLANT REPAIRS	792.00
EFT62888	16/01/2026	DATA 3 PERTH	SUBSCRIPTION RENEWAL - SOFTWARE	472.53
EFT62889	16/01/2026	DRAKE AUSTRALIA PTY LTD	LABOUR HIRE	2,265.82
EFT62890	16/01/2026	EFFICIENT REFRIGERATION & ENERGY SAVINGS PTY LTD	AIRCONDITIONING MAINTENANCE - HRRP	957.00
EFT62891	16/01/2026	ELAN ENERGY MATRIX	TYRE DISPOSAL COSTS - MATHIESON ROAD	422.64
EFT62892	16/01/2026	FLEXI STAFF GROUP PTY LTD	LABOUR HIRE	7,601.50
EFT62893	16/01/2026	GENSET HIRE AND SALES AUSTRALIA PTY LTD	SMART FUEL SYSTEM MAINTENANCE	1,637.24
EFT62894	16/01/2026	HAYS SPECIALIST RECRUITMENT	LABOUR HIRE	2,970.43
EFT62895	16/01/2026	HERCULES MOBILES PTY LTD	EQUIPMENT HIRE	220.00
EFT62896	16/01/2026	HOSEFORCE PTY LTD	GREASE PURCHASES	189.97
EFT62897	16/01/2026	INDUSTRIAL RECRUITMENT PARTNERS	LABOUR HIRE	26,539.77
EFT62898	16/01/2026	INFRA RED SERVICES (CONSULQUAL PTY LTD)	COMPLIANCE TESTING - EMERGENCY LIGHTS AT ASCOT PLACE	611.60
EFT62899	16/01/2026	INTEGRATED ICT	IT SUPPORT	5,713.86
EFT62900	16/01/2026	JAPANESE TRUCK & BUS SPARES PTY LTD	PLANT PART	200.35
EFT62901	16/01/2026	JCB CONSTRUCTION EQUIPMENT AUSTRALIA (CFC HOLDINGS-CEA; JCB CEA; DYNAPAC CEA)	PLANT PART	1,195.30
EFT62902	16/01/2026	KOMATSU AUSTRALIA P/L	PLANT PART	836.35
EFT62903	16/01/2026	LINCOM WA PTY LTD	PLANT REPAIR	6,730.19
EFT62904	16/01/2026	MIDLAND AUTO ONE	PLANT REPAIR	584.64
EFT62905	16/01/2026	MILLS OAKLEY	LEGAL FEE	3,861.00
EFT62906	16/01/2026	MILLS RECRUITMENT - MILLS CORPORATION PTY LTD T/AS	LABOUR HIRE	6,810.83
EFT62907	16/01/2026	MUNDARING TYREPOWER T/A RACADAGE P/L	VEHICLE MAINTENANCE	1,969.00
EFT62908	16/01/2026	MURPHY'S TYRE POWER	TYRE REPLACEMENT	50.00
EFT62909	16/01/2026	PENSKE AUSTRALIA PTY LTD	PLANT PARTS	1,082.00
EFT62910	16/01/2026	PERTH ENERGY PTY LTD	GAS SUPPLY - WWtE	224.19
EFT62911	16/01/2026	PINNACLE HIRE WA PTY LTD	PLANT HIRE	8,608.86
EFT62912	16/01/2026	PIRTEK MIDLAND (M & B HYDRAULICS PTY LTD)	HYDRAULIC HOSE SUPPLIES	103.40



Eastern Metropolitan Regional Council
CEO's DELEGATED PAYMENTS LIST
FOR THE MONTHS OF NOVEMBER & DECEMBER 2025 & JANUARY 2026

Cheque / EFT No	Date	Payee	Description	Amount
EFT62913	16/01/2026	PR POWER PTY LTD	PLANT PARTS	743.28
EFT62914	16/01/2026	PSQ GROUP	MONTHLY PHONE EXPENSES - ASCOT PLACE	482.90
EFT62915	16/01/2026	RENTOKIL INITIAL PTY LTD	QUARTERLY PEST CONTROL - ASCOT PLACE	1,751.44
EFT62916	16/01/2026	RID WASTE PTY LTD (JIM'S REOMOVAL)	HAZARDOUS WASTE REMOVAL	1,210.00
EFT62917	16/01/2026	ROYAL WOLF AUSTRALIA - UNITED RENTALS AUSTRALIA P/L TA	EQUIPMENT RENTAL - BAYWASTE	274.33
EFT62918	16/01/2026	SAFETY SIGNS SERVICE - BRADY AUSTRALIA PTY LTD T/AS	TRAFFIC SIGNS - RED HILL	659.43
EFT62919	16/01/2026	SKILL HIRE WA PTY LTD	LABOUR HIRE	5,579.56
EFT62920	16/01/2026	SONIC HEALTHPLUS PTY LTD	EMPLOYMENT MEDICAL	1,179.20
EFT62921	16/01/2026	SWAN FIRE SERVICES	INSPECTION AND SERVICE TO FIRE PROTECTION EQUIPMENT -HRRP	1,220.03
EFT62922	16/01/2026	SWAN TOWING SERVICES PTY LTD ATF THE SWAN TOWING TRUST	PLANT TRANSPORTATION COST	264.00
EFT62923	16/01/2026	SYNERGY	ELECTRICITY CHARGES - ASCOT PLACE	5,574.62
EFT62924	16/01/2026	TIM DAVIES LANDSCAPING PTY LTD (TDL)	GARDEN MAINTENANCE ASCOT PLACE	1,189.80
EFT62925	16/01/2026	TJ DEPIAZZI & SONS	COLOUR WOODCHIP AND TRANSPORTATION COSTS	4,779.50
EFT62926	16/01/2026	TOTAL TOOLS MIDLAND	HARDWARE SUPPLIES	111.78
EFT62927	16/01/2026	TRADEFAIRE INTERNATIONAL PTY LTD	TYRE REPLACEMENT	10,188.20
EFT62928	16/01/2026	TRUCK CENTRE (WA) PTY LTD	PLANT PARTS	1,082.99
EFT62929	16/01/2026	TUTT BRYANT EQUIPMENT (BT EQUIPMENT PTY LTD)	PLANT PARTS	388.12
EFT62930	16/01/2026	VISION INTELLIGENCE PTY LTD	CAMERA HIRE	1,601.60
EFT62931	16/01/2026	WAYNES WINDSCREENS PTY LTD	PLANT WINDSCREEN	798.00
EFT62932	16/01/2026	WINC AUSTRALIA PTY LTD	STATIONERY & CONSUMABLES	497.15
EFT62933	16/01/2026	WORKPLACE INVESTIGATION SERVICES PTY LTD	CONSULTING FEE	27,664.45
EFT62934	16/01/2026	WREN OIL	WASTE OIL REMOVAL	242.00
EFT62935	20/01/2026	DEPUTY COMMISSIONER OF TAXATION	GST PAYMENT	355,471.00
EFT62936	20/01/2026	BP AUSTRALIA PTY LTD	FUEL PURCHASES	97,758.53
EFT62937	20/01/2026	CUMMINS SOUTH PACIFIC PTY LTD	PLANT PURCHASES	1,604.99
EFT62938	20/01/2026	ECO ENVIRONMENTAL (BENFOSTER PTY LTD)	GARDEN ORGANICS PROCESSING	1,596.10
EFT62939	20/01/2026	HITACHI CONSTRUCTION MACHINERY (AUSTRALIA) PTY LTD	PLANT PARTS	1,643.05
EFT62940	20/01/2026	PAYG PAYMENTS	PAYG TAXATION PAYMENT	88,347.00
EFT62941	20/01/2026	PAYWISE PTY LTD	EMPLOYEE DEDUCTION	596.72
EFT62942	20/01/2026	POSITIVE SALARY PACKAGING - JJCT PACKAGING PTY LTD T/A	EMPLOYEE DEDUCTION	792.30
EFT62943	20/01/2026	PUREARTH - RIVER NOMINEES PTY LTD T/A	PROCESSING COSTS - FOGO	44,314.27
EFT62944	20/01/2026	RAUBEX CONSTRUCTION	CONSTRUCTION OF STAGE 18 CELL - RED HILL	384,380.72
EFT62945	20/01/2026	RUDD INDUSTRIAL	HARDWARE SUPPLIES	802.85
EFT62946	20/01/2026	SYNERGY	ELECTRICITY CHARGES - HRRP	2,401.77
EFT62947	23/01/2026	ALL INDUSTRIES ELECTRICAL PTY LTD	RECONSTRUCTION OF PIT - HRRP	10,505.00
EFT62948	23/01/2026	AMALGAM RECRUITMENT	LABOUR HIRE	7,607.54
EFT62949	23/01/2026	ANH VO	STAFF REIMBURSEMENT	120.00
EFT62950	23/01/2026	BARDAP HYDRAULICS - ZONE RESOURCE SERVICES PTY LTD T/A	PLANT REPAIR	18,219.18
EFT62951	23/01/2026	CHOICEONE PTY LTD	LABOUR HIRE	5,274.35
EFT62952	23/01/2026	CIVIL AUTO ELECTRICS PTY LTD	PLANT REPAIRS	5,244.25
EFT62953	23/01/2026	CLEANAWAY PTY LTD	SKIP BIN HIRE	2,087.25
EFT62954	23/01/2026	DRAKE AUSTRALIA PTY LTD	LABOUR HIRE	2,265.82
EFT62955	23/01/2026	ECOBBLUE INTERNATIONAL PTY LTD	ADBLUE	2,905.93
EFT62956	23/01/2026	ELAN ENERGY MATRIX	TYRE DISPOSAL COSTS - RED HILL	1,294.70
EFT62957	23/01/2026	FLEXI STAFF GROUP PTY LTD	LABOUR HIRE	8,460.71



Eastern Metropolitan Regional Council
CEO's DELEGATED PAYMENTS LIST
FOR THE MONTHS OF NOVEMBER & DECEMBER 2025 & JANUARY 2026

Cheque / EFT No	Date	Payee	Description	Amount
EFT62958	23/01/2026	FUELFIX PTY LTD	EQUIPMENT HIRE	730.72
EFT62959	23/01/2026	HAYS SPECIALIST RECRUITMENT	LABOUR HIRE	5,046.18
EFT62960	23/01/2026	INDUSTRIAL RECRUITMENT PARTNERS	LABOUR HIRE	21,198.55
EFT62961	23/01/2026	MIKE RITCHIE AND ASSOCIATES PTY LTD T/AS MRA CONSULTING GROUP	EMRC VALUATION	5,500.00
EFT62962	23/01/2026	MILLS RECRUITMENT - MILLS CORPORATION PTY LTD T/AS	LABOUR HIRE	10,049.13
EFT62963	23/01/2026	PINNACLE COACHLINES	BUS HIRE	439.00
EFT62964	23/01/2026	PRESTIGE ALARMS	REPAIR CAMERA - TRANSFER STATION	1,522.40
EFT62965	23/01/2026	QUIK GAS RECOVERY	DEGAS OF FRIDGES - TRANSFER STATION	369.60
EFT62966	23/01/2026	SKILL HIRE WA PTY LTD	LABOUR HIRE	6,093.16
EFT62967	23/01/2026	SYNERGY	ELECTRICITY CHARGES - RED HILL	12,848.96
EFT62968	23/01/2026	TELSTRA LIMITED	TELEPHONE EXPENSES	5,335.35
EFT62969	23/01/2026	WA BROILER GROWERS ASSOCIATION (INC)	REFUND OF PAYMENT GUARANTEE	6,821.09
EFT62970	23/01/2026	WAMINCO - FUSEDTEC PTY LTD T/A	PLANT REPAIR	1,409.10
EFT62971	23/01/2026	WESTRAC EQUIPMENT PTY LTD	SERVICE AGREEMENT	6,493.04
EFT62972	23/01/2026	WILLIAMS & HUGHES PTY LTD	LEGAL ADVICE	3,720.64
EFT62973	23/01/2026	WREN OIL	WASTE OIL REMOVAL	462.00
EFT62974	27/01/2026	DEPARTMENT OF WATER AND ENVIRONMENTAL REGULATION (DWER)	LANDFILL LEVY	5,797,764.19
EFT62975	30/01/2026	ALL INDUSTRIES ELECTRICAL PTY LTD	PROGRAMMING EQUIPMENT	567.60
EFT62976	30/01/2026	ALLIED SECURITY T/A VICPRO SECURITY PTY LTD	SECURITY MONITORING	4,961.38
EFT62977	30/01/2026	ALLWEST PLANT HIRE	PLANT & LABOUR HIRE	57,222.00
EFT62978	30/01/2026	ALSCO PERTH	EQUIPMENT HIRE	46.37
EFT62979	30/01/2026	AMALGAM RECRUITMENT	LABOUR HIRE	12,152.71
EFT62980	30/01/2026	AUSCO MODULAR PTY LTD	PLANT HIRE - WWtE	3,505.16
EFT62981	30/01/2026	AUSSIE NATURAL SPRING WATER	BOTTLED WATER	2,172.56
EFT62982	30/01/2026	AUSTRALIA POST - ASCOT PLACE	POSTAL CHARGES	15.12
EFT62983	30/01/2026	AUSTRALIAN HVAC SERVICES	AIRCONDITIONING MAINTENANCE - ASCOT PLACE	1,519.76
EFT62984	30/01/2026	BAYSWATER AUTO DETAILERS	POOL VEHICLE CLEANING	66.00
EFT62985	30/01/2026	BLUE FORCE PTY LTD	MONITORING FIRE PUMP - HRRP	162.36
EFT62986	30/01/2026	BOB JANE T-MART MIDLAND	TYRE REPLACEMENT	1,552.00
EFT62987	30/01/2026	BOSORIMA TAS MAIL PLUS PERTH	MAIL SERVICE	454.78
EFT62988	30/01/2026	BUNNINGS GROUP LTD	HARDWARE SUPPLIES	95.48
EFT62989	30/01/2026	CHC HIRE PTY LTD	EQUIPMENT HIRE	438.44
EFT62990	30/01/2026	CHOICEONE PTY LTD	LABOUR HIRE	3,649.41
EFT62991	30/01/2026	CIVIL AUTO ELECTRICS PTY LTD	PLANT REPAIRS	3,891.25
EFT62992	30/01/2026	CJD EQUIPMENT PTY LTD	SERVICE AGREEMENT	2,192.58
EFT62993	30/01/2026	COMMERCIAL CARE	GARDEN MAINTENANCE - HRRP	687.50
EFT62994	30/01/2026	COMPU-STOR	IT BACKUP DATA SERVICES	1,209.24
EFT62995	30/01/2026	CTI COURIERS PTY LTD	COURIER SERVICE	176.28
EFT62996	30/01/2026	DELOITTE FINANCIAL ADVISORY PTY LTD	LEGAL ADVICE	154,044.14
EFT62997	30/01/2026	DEPARTMENT OF WATER AND ENVIRONMENTAL REGULATION (DWER)	WASTE CONTROL FORM	264.00
EFT62998	30/01/2026	DRAKE AUSTRALIA PTY LTD	LABOUR HIRE	1,217.83
EFT62999	30/01/2026	EFFICIENT REFRIGERATION & ENERGY SAVINGS PTY LTD	AIRCONDITIONING MAINTENANCE - RED HILL	1,078.00
EFT63000	30/01/2026	ENVIRO SWEEP	SITE SWEEPING - HRRP	8,951.17
EFT63001	30/01/2026	EUROFINS ARL PTY LTD T/AS EUROFINS	SAMPLE TESTING - WOODFINES	150.70
EFT63002	30/01/2026	FLEET DYNAMICS PTY LTD	MONTHLY EQUIPMENT HIRE FEE	229.90



Eastern Metropolitan Regional Council
CEO's DELEGATED PAYMENTS LIST
FOR THE MONTHS OF NOVEMBER & DECEMBER 2025 & JANUARY 2026

Cheque / EFT No	Date	Payee	Description	Amount
EFT63003	30/01/2026	FLEXI STAFF GROUP PTY LTD	LABOUR HIRE	5,092.22
EFT63004	30/01/2026	FLICK ANTICIMEX PTY LTD	HYGIENE SERVICES	2,359.52
EFT63005	30/01/2026	FOSTER PLUMBING AND GAS	DUST SUPPRESSION SYSTEM	3,885.20
EFT63006	30/01/2026	FUJIFILM BUSINESS INNOVATION AUSTRALIA PTY LTD	PHOTOCOPIER MAINTENANCE & SUPPLIES	501.70
EFT63007	30/01/2026	HAYS SPECIALIST RECRUITMENT	LABOUR HIRE	1,713.80
EFT63008	30/01/2026	HOSEFORCE PTY LTD	GREASE PUMP PURCHASE	1,391.50
EFT63009	30/01/2026	INDUSTRIAL RECRUITMENT PARTNERS	LABOUR HIRE	16,617.38
EFT63010	30/01/2026	KLB SYSTEMS	COMPUTER CONSUMABLES	4,169.00
EFT63011	30/01/2026	MA SERVICES GROUP PTY LTD	SECURITY MONITORING	2,580.82
EFT63012	30/01/2026	MARKETFORCE (OMNICOM MEDIA GROUP AUSTRALIA PTY LTD)	ADVERTISING COSTS	1,287.01
EFT63013	30/01/2026	MILLS RECRUITMENT - MILLS CORPORATION PTY LTD	LABOUR HIRE	5,948.02
EFT63014	30/01/2026	T/AS OFFICE LINE GROUP	OFFICE EQUIPMENT PURCHASE	165.00
EFT63015	30/01/2026	ONSITE RENTALS PTY LTD	MONTHLY RENTAL - HAZELMERE TRANSPORTABLE ADMIN BUILDING & CRIB ROOM	4,768.50
EFT63016	30/01/2026	PINNACLE HIRE WA PTY LTD	HIRE OF MINOR PLANT	6,067.65
EFT63017	30/01/2026	PIRTEK MIDLAND (M & B HYDRAULICS PTY LTD)	HYDRAULIC HOSE SUPPLIES	1,335.15
EFT63018	30/01/2026	PRUDENTIAL INVESTMENT SERVICES CORP P/L	INVESTMENT ADVISORY SERVICES	1,925.00
EFT63019	30/01/2026	PSQ GROUP	MONTHLY PHONE EXPENSES - ASCOT PLACE	2,838.22
EFT63020	30/01/2026	PUREARTH - RIVER NOMINEES PTY LTD T/A	PROCESSING COSTS - FOGO	69,800.94
EFT63021	30/01/2026	SKILL HIRE WA PTY LTD	LABOUR HIRE	3,488.42
EFT63022	30/01/2026	STANTEC AUSTRALIA PTY LTD	CONSULTANCY FEE - STAGE 17	6,445.57
EFT63023	30/01/2026	SUPAGAS PTY LIMITED	GAS BOTTLE RENTAL - RED HILL	99.00
EFT63024	30/01/2026	TALIS CONSULTANTS	GREENWASTE REPORTING	2,798.12
EFT63025	30/01/2026	TELSTRA LIMITED	TELEPHONE EXPENSES	42.76
EFT63026	30/01/2026	TJ DEPIAZZI & SONS	COLOUR WOODCHIP AND TRANSPORTATION COSTS	4,779.50
EFT63027	30/01/2026	TOTALLY WORKWEAR MIDLAND	SAFETY AND PROTECTIVE SUPPLIES	43.12
EFT63028	30/01/2026	VERTIV (AUSTRALIA) PTY LTD	ANNUAL MAINTENANCE FEE - UPS AT RED HILL & ASCOT PLACE	5,370.20
EFT63029	30/01/2026	WATERLOGIC AUSTRALIA PTY LTD	EQUIPMENT RENTAL & SERVICE FEE	945.93
EFT63030	30/01/2026	WEST - SURE GROUP PTY LTD	COURIER SERVICE	771.69
EFT63031	30/01/2026	WEST TIP WASTE CONTROL	SKIP BIN HIRE	357.50
220914	18/11/2025	EMRC PETTY CASH - COPPIN ROAD	PETTY CASH RECOUP	145.10
220915	18/11/2025	EMRC PETTY CASH - HAZELMERE	PETTY CASH RECOUP	57.80
220916	18/11/2025	EMRC PETTY CASH - MATHIESON ROAD	PETTY CASH RECOUP	56.60
220917	08/12/2025	EMRC PETTY CASH - ASCOT	PETTY CASH RECOUP	22.00
220918	08/12/2025	EMRC PETTY CASH - COPPIN ROAD	PETTY CASH RECOUP	169.75
220919	08/12/2025	EMRC PETTY CASH - HAZELMERE	PETTY CASH RECOUP	66.15
220920	08/12/2025	EMRC PETTY CASH - MATHIESON ROAD	PETTY CASH RECOUP	43.45
220921	08/12/2025	EMRC PETTY CASH - RED HILL	PETTY CASH RECOUP	250.00
220922	13/01/2026	EMRC PETTY CASH - ASCOT	PETTY CASH RECOUP	85.00
220923	13/01/2026	EMRC PETTY CASH - COPPIN ROAD	PETTY CASH RECOUP	153.70
220924	13/01/2026	EMRC PETTY CASH - HAZELMERE	PETTY CASH RECOUP	332.54
220925	13/01/2026	EMRC PETTY CASH - MATHIESON ROAD	PETTY CASH RECOUP	44.70
220926	13/01/2026	EMRC PETTY CASH - RED HILL	PETTY CASH RECOUP	108.85
220937	13/01/2026	EMRC PETTY CASH - HAZELMERE	PETTY CASH RECOUP	0.01
PAY 2026-10	5/11/2025	PAYROLL	PAYROLL	276,015.28
PAY 2026-11	19/11/2025	PAYROLL	PAYROLL	293,224.10



Eastern Metropolitan Regional Council
CEO's DELEGATED PAYMENTS LIST
FOR THE MONTHS OF NOVEMBER & DECEMBER 2025 & JANUARY 2026

Cheque / EFT No	Date	Payee	Description	Amount
PAY 2026-12	3/12/2025	PAYROLL	PAYROLL	364,671.86
PAY 2026-12.1	9/12/2025	PAYROLL	PAYROLL	6.92
PAY 2026-13	17/12/2025	PAYROLL	PAYROLL	291,984.40
PAY 2026-14	31/12/2025	PAYROLL	PAYROLL	368,751.52
PAY 2026-15	14/01/2026	PAYROLL	PAYROLL	262,440.04
PAY 2026-16	28/01/2026	PAYROLL	PAYROLL	287,443.93
1*NOV25	3/11/2025	BANK CHARGES	BANK FEES AND CHARGES	3,109.02
1*DEC25	1/12/2025	BANK CHARGES	BANK FEES AND CHARGES	2,752.91
1*JAN26	2/01/2026	BANK CHARGES	BANK FEES AND CHARGES	2,906.73
DD29783.1	02/11/2025	AWARE SUPER PTY LTD (FORMALLY FIRST STATE SUPER)	SUPERANNUATION	27,585.37
DD29783.2	02/11/2025	MLC SUPER FUND	SUPERANNUATION	994.14
DD29783.3	02/11/2025	MY NORTH SUPER (THE TRUSTEE FOR WEALTH PERSONAL SUPERANNUATION & PENSION FUND)	SUPERANNUATION	2,399.16
DD29783.4	02/11/2025	COLONIAL FIRST STATE FIRSTCHOICE WHOLESALE (PERSONAL SUPER)	SUPERANNUATION	744.82
DD29783.5	02/11/2025	AMP SUPER FUND	SUPERANNUATION	175.61
DD29783.6	02/11/2025	THE TRUSTEE FOR DEN HAAN SUPER FUND	SUPERANNUATION	1,112.11
DD29783.7	02/11/2025	MERCER SMART SUPER PLAN	SUPERANNUATION	1,096.96
DD29783.8	02/11/2025	COLONIAL FIRST STATE FIRSTCHOICE (EMPLOYER SUPER)	SUPERANNUATION	705.54
DD29783.9	02/11/2025	PLUM SUPERANNUATION FUND (MLC)	SUPERANNUATION	665.58
DD29783.10	02/11/2025	EQUIPSUPER SUPERANNUATION FUND	SUPERANNUATION	479.93
DD29783.11	02/11/2025	AUSTRALIAN ETHICAL SUPER	SUPERANNUATION	406.32
DD29783.12	02/11/2025	AMP FLEXIBLE LIFETIME SUPER	SUPERANNUATION	1,687.25
DD29783.13	02/11/2025	RETIREMENT PORTFOLIO SERVICE (ANZ SMART CHOICE SUPER)	SUPERANNUATION	560.31
DD29783.14	02/11/2025	PANORAMA SUPER	SUPERANNUATION	923.20
DD29783.15	02/11/2025	AUSTRALIAN SUPER	SUPERANNUATION	14,098.66
DD29783.16	02/11/2025	RETAIL EMPLOYEES SUPERANNUATION TRUST (REST SUPER)	SUPERANNUATION	2,681.05
DD29783.17	02/11/2025	HUB24 SUPER FUND	SUPERANNUATION	402.13
DD29783.18	02/11/2025	HOSTPLUS SUPERANNUATION FUND	SUPERANNUATION	5,488.51
DD29783.19	02/11/2025	AUSTRALIAN RETIREMENT TRUST	SUPERANNUATION	3,160.38
DD29783.20	02/11/2025	CBUS INDUSTRY SUPER	SUPERANNUATION	3,257.75
DD29784.1	16/11/2025	AWARE SUPER PTY LTD (FORMALLY FIRST STATE SUPER)	SUPERANNUATION	31,130.75
DD29784.2	16/11/2025	MY NORTH SUPER (THE TRUSTEE FOR WEALTH PERSONAL SUPERANNUATION & PENSION FUND)	SUPERANNUATION	2,412.13
DD29784.3	16/11/2025	HUB24 SUPER FUND	SUPERANNUATION	386.18
DD29784.4	16/11/2025	COLONIAL FIRST STATE FIRSTCHOICE WHOLESALE (PERSONAL SUPER)	SUPERANNUATION	741.48
DD29784.5	16/11/2025	AMP SUPER FUND	SUPERANNUATION	351.22
DD29784.6	16/11/2025	THE TRUSTEE FOR DEN HAAN SUPER FUND	SUPERANNUATION	1,114.03
DD29784.7	16/11/2025	MERCER SMART SUPER PLAN	SUPERANNUATION	1,111.51
DD29784.8	16/11/2025	COLONIAL FIRST STATE FIRSTCHOICE (EMPLOYER SUPER)	SUPERANNUATION	596.71
DD29784.9	16/11/2025	PLUM SUPERANNUATION FUND (MLC)	SUPERANNUATION	736.96
DD29784.10	16/11/2025	EQUIPSUPER SUPERANNUATION FUND	SUPERANNUATION	479.93
DD29784.11	16/11/2025	AUSTRALIAN ETHICAL SUPER	SUPERANNUATION	407.42
DD29784.12	16/11/2025	AMP FLEXIBLE LIFETIME SUPER	SUPERANNUATION	3,889.55
DD29784.13	16/11/2025	RETIREMENT PORTFOLIO SERVICE (ANZ SMART CHOICE SUPER)	SUPERANNUATION	568.00
DD29784.14	16/11/2025	PANORAMA SUPER	SUPERANNUATION	923.20
DD29784.15	16/11/2025	AUSTRALIAN SUPER	SUPERANNUATION	14,756.58
DD29784.16	16/11/2025	RETAIL EMPLOYEES SUPERANNUATION TRUST (REST SUPER)	SUPERANNUATION	2,641.36



Eastern Metropolitan Regional Council
CEO's DELEGATED PAYMENTS LIST
FOR THE MONTHS OF NOVEMBER & DECEMBER 2025 & JANUARY 2026

Cheque / EFT No	Date	Payee	Description	Amount
DD29784.17	16/11/2025	HOSTPLUS SUPERANNUATION FUND	SUPERANNUATION	5,437.06
DD29784.18	16/11/2025	MLC SUPER FUND	SUPERANNUATION	994.14
DD29784.19	16/11/2025	AUSTRALIAN RETIREMENT TRUST	SUPERANNUATION	3,135.25
DD29784.20	16/11/2025	CBUS INDUSTRY SUPER	SUPERANNUATION	3,347.62
DD29863.1	30/11/2025	AWARE SUPER PTY LTD (FORMALLY FIRST STATE SUPER)	SUPERANNUATION	31,101.51
DD29863.2	30/11/2025	MY NORTH SUPER (THE TRUSTEE FOR WEALTH PERSONAL SUPERANNUATION & PENSION FUND)	SUPERANNUATION	2,593.03
DD29863.3	30/11/2025	HUB24 SUPER FUND	SUPERANNUATION	381.67
DD29863.4	30/11/2025	COLONIAL FIRST STATE FIRSTCHOICE WHOLESALE (PERSONAL SUPER)	SUPERANNUATION	754.11
DD29863.5	30/11/2025	AMP SUPER FUND	SUPERANNUATION	351.22
DD29863.6	30/11/2025	THE TRUSTEE FOR DEN HAAN SUPER FUND	SUPERANNUATION	1,110.19
DD29863.7	30/11/2025	MERCER SMART SUPER PLAN	SUPERANNUATION	1,100.88
DD29863.8	30/11/2025	COLONIAL FIRST STATE FIRSTCHOICE (EMPLOYER SUPER)	SUPERANNUATION	570.54
DD29863.9	30/11/2025	PLUM SUPERANNUATION FUND (MLC)	SUPERANNUATION	736.96
DD29863.10	30/11/2025	EQUIPSUPER SUPERANNUATION FUND	SUPERANNUATION	479.93
DD29863.11	30/11/2025	AUSTRALIAN ETHICAL SUPER	SUPERANNUATION	407.34
DD29863.12	30/11/2025	AMP FLEXIBLE LIFETIME SUPER	SUPERANNUATION	6,017.03
DD29863.13	30/11/2025	RETIREMENT PORTFOLIO SERVICE (ANZ SMART CHOICE SUPER)	SUPERANNUATION	560.22
DD29863.14	30/11/2025	PANORAMA SUPER	SUPERANNUATION	923.20
DD29863.15	30/11/2025	AUSTRALIAN SUPER	SUPERANNUATION	12,072.18
DD29863.16	30/11/2025	RETAIL EMPLOYEES SUPERANNUATION TRUST (REST SUPER)	SUPERANNUATION	4,286.13
DD29863.17	30/11/2025	HOSTPLUS SUPERANNUATION FUND	SUPERANNUATION	5,472.75
DD29863.18	30/11/2025	MLC SUPER FUND	SUPERANNUATION	994.14
DD29863.19	30/11/2025	AUSTRALIAN RETIREMENT TRUST	SUPERANNUATION	3,376.52
DD29863.20	30/11/2025	CBUS INDUSTRY SUPER	SUPERANNUATION	3,276.80
DD29864.1	30/11/2025	AUSTRALIAN SUPER	SUPERANNUATION	-596.73
DD29865.1	30/11/2025	AUSTRALIAN SUPER	SUPERANNUATION	596.73
DD29865.2	07/12/2025	AUSTRALIAN SUPER	SUPERANNUATION	3,510.17
DD29866.1	14/12/2025	AWARE SUPER PTY LTD (FORMALLY FIRST STATE SUPER)	SUPERANNUATION	25,373.97
DD29866.2	14/12/2025	MLC SUPER FUND	SUPERANNUATION	994.14
DD29866.3	14/12/2025	MY NORTH SUPER (THE TRUSTEE FOR WEALTH PERSONAL SUPERANNUATION & PENSION FUND)	SUPERANNUATION	2,552.67
DD29866.4	14/12/2025	COLONIAL FIRST STATE FIRSTCHOICE WHOLESALE (PERSONAL SUPER)	SUPERANNUATION	754.11
DD29866.5	14/12/2025	RETAIL EMPLOYEES SUPERANNUATION TRUST (REST SUPER)	SUPERANNUATION	1,766.70
DD29866.6	14/12/2025	AMP SUPER FUND	SUPERANNUATION	365.08
DD29866.7	14/12/2025	THE TRUSTEE FOR DEN HAAN SUPER FUND	SUPERANNUATION	1,112.95
DD29866.8	14/12/2025	MERCER SMART SUPER PLAN	SUPERANNUATION	1,148.01
DD29866.9	14/12/2025	COLONIAL FIRST STATE FIRSTCHOICE (EMPLOYER SUPER)	SUPERANNUATION	570.64
DD29866.10	14/12/2025	PLUM SUPERANNUATION FUND (MLC)	SUPERANNUATION	735.50
DD29866.11	14/12/2025	EQUIPSUPER SUPERANNUATION FUND	SUPERANNUATION	476.77
DD29866.12	14/12/2025	AMP FLEXIBLE LIFETIME SUPER	SUPERANNUATION	1,613.19
DD29866.13	14/12/2025	AUSTRALIAN ETHICAL SUPER	SUPERANNUATION	406.81
DD29866.14	14/12/2025	RETIREMENT PORTFOLIO SERVICE (ANZ SMART CHOICE SUPER)	SUPERANNUATION	558.02
DD29866.15	14/12/2025	THE TRUSTEE FOR BRUCE SMSF	SUPERANNUATION	504.56
DD29866.16	14/12/2025	PANORAMA SUPER	SUPERANNUATION	923.20
DD29866.17	14/12/2025	AUSTRALIAN SUPER	SUPERANNUATION	15,756.62
DD29866.18	14/12/2025	MARANI SUPER FUND	SUPERANNUATION	924.00



Eastern Metropolitan Regional Council
CEO's DELEGATED PAYMENTS LIST
FOR THE MONTHS OF NOVEMBER & DECEMBER 2025 & JANUARY 2026

Cheque / EFT No	Date	Payee	Description	Amount
DD29866.19	14/12/2025	HUB24 SUPER FUND	SUPERANNUATION	535.24
DD29866.20	14/12/2025	HOSTPLUS SUPERANNUATION FUND	SUPERANNUATION	5,913.03
DD29866.21	14/12/2025	AUSTRALIAN RETIREMENT TRUST	SUPERANNUATION	3,433.57
DD29866.22	14/12/2025	CBUS INDUSTRY SUPER	SUPERANNUATION	3,263.23
DD29974.1	20/01/2026	AWARE SUPER PTY LTD (FORMALLY FIRST STATE SUPER)	SUPERANNUATION	23,455.06
DD29974.2	20/01/2026	HUB24 SUPER FUND	SUPERANNUATION	388.35
DD29974.3	20/01/2026	COLONIAL FIRST STATE FIRSTCHOICE WHOLESALE (PERSONAL SUPER)	SUPERANNUATION	754.11
DD29974.4	20/01/2026	RETAIL EMPLOYEES SUPERANNUATION TRUST (REST SUPER)	SUPERANNUATION	1,833.78
DD29974.5	20/01/2026	AMP SUPER FUND	SUPERANNUATION	351.22
DD29974.6	20/01/2026	THE TRUSTEE FOR DEN HAAN SUPER FUND	SUPERANNUATION	1,110.55
DD29974.7	20/01/2026	MERCER SMART SUPER PLAN	SUPERANNUATION	725.11
DD29974.8	20/01/2026	COLONIAL FIRST STATE FIRSTCHOICE (EMPLOYER SUPER)	SUPERANNUATION	622.93
DD29974.9	20/01/2026	PLUM SUPERANNUATION FUND (MLC)	SUPERANNUATION	732.02
DD29974.10	20/01/2026	EQUIPSUPER SUPERANNUATION FUND	SUPERANNUATION	474.42
DD29974.11	20/01/2026	AUSTRALIAN ETHICAL SUPER	SUPERANNUATION	403.53
DD29974.12	20/01/2026	AMP FLEXIBLE LIFETIME SUPER	SUPERANNUATION	1,608.97
DD29974.13	20/01/2026	RETIREMENT PORTFOLIO SERVICE (ANZ SMART CHOICE SUPER)	SUPERANNUATION	557.52
DD29974.14	20/01/2026	THE TRUSTEE FOR BRUCE SMSF	SUPERANNUATION	677.81
DD29974.15	20/01/2026	SUPER FUND	SUPERANNUATION	372.67
DD29974.16	20/01/2026	PANORAMA SUPER	SUPERANNUATION	923.20
DD29974.17	20/01/2026	AUSTRALIAN SUPER	SUPERANNUATION	16,246.12
DD29974.18	20/01/2026	HOSTPLUS SUPERANNUATION FUND	SUPERANNUATION	5,863.58
DD29974.19	20/01/2026	MLC SUPER FUND	SUPERANNUATION	1,081.12
DD29974.20	20/01/2026	AUSTRALIAN RETIREMENT TRUST	SUPERANNUATION	3,388.57
DD29974.21	20/01/2026	MY NORTH SUPER (THE TRUSTEE FOR WEALTH PERSONAL SUPERANNUATION & PENSION FUND)	SUPERANNUATION	2,578.51
DD29974.22	20/01/2026	CBUS INDUSTRY SUPER	SUPERANNUATION	3,441.68
DD29975.1	11/01/2026	AWARE SUPER PTY LTD (FORMALLY FIRST STATE SUPER)	SUPERANNUATION	24,756.55
DD29975.2	11/01/2026	HUB24 SUPER FUND	SUPERANNUATION	381.67
DD29975.3	11/01/2026	COLONIAL FIRST STATE FIRSTCHOICE WHOLESALE (PERSONAL SUPER)	SUPERANNUATION	754.11
DD29975.4	11/01/2026	RETAIL EMPLOYEES SUPERANNUATION TRUST (REST SUPER)	SUPERANNUATION	1,864.77
DD29975.5	11/01/2026	AMP SUPER FUND	SUPERANNUATION	355.38
DD29975.6	11/01/2026	THE TRUSTEE FOR DEN HAAN SUPER FUND	SUPERANNUATION	1,111.88
DD29975.7	11/01/2026	MERCER SMART SUPER PLAN	SUPERANNUATION	458.47
DD29975.8	11/01/2026	COLONIAL FIRST STATE FIRSTCHOICE (EMPLOYER SUPER)	SUPERANNUATION	893.72
DD29975.9	11/01/2026	PLUM SUPERANNUATION FUND (MLC)	SUPERANNUATION	831.15
DD29975.10	11/01/2026	EQUIPSUPER SUPERANNUATION FUND	SUPERANNUATION	483.05
DD29975.11	11/01/2026	AUSTRALIAN ETHICAL SUPER	SUPERANNUATION	415.98
DD29975.12	11/01/2026	AMP FLEXIBLE LIFETIME SUPER	SUPERANNUATION	1,562.61
DD29975.13	11/01/2026	RETIREMENT PORTFOLIO SERVICE (ANZ SMART CHOICE SUPER)	SUPERANNUATION	605.71
DD29975.14	11/01/2026	THE TRUSTEE FOR BRUCE SMSF	SUPERANNUATION	680.43
DD29975.15	11/01/2026	PANORAMA SUPER	SUPERANNUATION	987.84
DD29975.16	11/01/2026	AUSTRALIAN SUPER	SUPERANNUATION	15,576.77
DD29975.17	11/01/2026	HOSTPLUS SUPERANNUATION FUND	SUPERANNUATION	5,648.00
DD29975.18	11/01/2026	MLC SUPER FUND	SUPERANNUATION	1,063.73
DD29975.19	11/01/2026	MY NORTH SUPER (THE TRUSTEE FOR WEALTH PERSONAL SUPERANNUATION & PENSION FUND)	SUPERANNUATION	2,448.22



Eastern Metropolitan Regional Council
CEO's DELEGATED PAYMENTS LIST
FOR THE MONTHS OF NOVEMBER & DECEMBER 2025 & JANUARY 2026

Cheque / EFT No	Date	Payee	Description	Amount
DD29975.20	11/01/2026	AUSTRALIAN RETIREMENT TRUST	SUPERANNUATION	2,691.83
DD29975.21	11/01/2026	CBUS INDUSTRY SUPER	SUPERANNUATION	3,223.47
3050	12/11/2025	ADT SECURITY	SECURITY MONITORING	75.45
3051	12/11/2025	WATER CORPORATION	WATER RATES - ASCOT PLACE	6,792.06
3052	06/11/2025	RABOBANK	TERM DEPOSIT INVESTMENT	2,000,000.00
3053	14/11/2025	RABOBANK	TERM DEPOSIT INVESTMENT	3,500,000.00
3054	14/11/2025	WESTPAC BANKING CORPORATION	TERM DEPOSIT INVESTMENT	4,000,000.00
3055	21/11/2025	SYNERGY	ELECTRICITY CHARGES - RED HILL	11,812.90
3056	17/11/2025	WBC - CORPORATE MASTERCARD - A PATEL	CREDIT CARD PURCHASES	236.50
3057	17/11/2025	WBC - CORPORATE MASTERCARD - ANH VO	CREDIT CARD PURCHASES	1,632.48
3058	17/11/2025	WBC - CORPORATE MASTERCARD - ANNETTE NORTH	CREDIT CARD PURCHASES	148.50
3059	17/11/2025	WBC - CORPORATE MASTERCARD - DAVID SCHMIDT	CREDIT CARD PURCHASES	768.68
3060	17/11/2025	WBC - CORPORATE MASTERCARD - H LIEW	CREDIT CARD PURCHASES	1,022.07
3061	17/11/2025	WBC - CORPORATE MASTERCARD - K NAKHONTHAT	CREDIT CARD PURCHASES	7,996.19
3062	17/11/2025	WBC - CORPORATE MASTERCARD - M DAVIES	CREDIT CARD PURCHASES	2,037.04
3063	17/11/2025	WBC - CORPORATE MASTERCARD - T BEINHAEUER	CREDIT CARD PURCHASES	625.13
3064	17/11/2025	WBC - CORPORATE MASTERCARD - T ECKSTEIN	CREDIT CARD PURCHASES	1,347.08
3065	17/11/2025	WBC - CORPORATE MASTERCARD - TIM CRAINE	CREDIT CARD PURCHASES	380.52
3066	17/11/2025	WBC - CORPORATE MASTERCARD - W HARRIS	CREDIT CARD PURCHASES	2,073.85
3067	17/11/2025	WBC - CORPORATE MASTERCARD - Z WILLIAMSON	CREDIT CARD PURCHASES	600.55
3068	26/11/2025	WESTPAC BANKING CORPORATION	TERM DEPOSIT INVESTMENT	2,500,000.00
3069	21/11/2025	AUSTRACLEAR LIMITED (ASX)	FINANCIAL SERVICES FEE	53.13
3070	01/12/2025	RABOBANK	TERM DEPOSIT INVESTMENT	1,500,000.00
3071	16/12/2025	WATER CORPORATION	WATER RATES - HRRP	578.51
3072	17/12/2025	RABOBANK	TERM DEPOSIT INVESTMENT	1,000,000.00
3073	22/12/2025	AMP BANK	TERM DEPOSIT INVESTMENT	2,000,000.00
3074	22/12/2025	COMMONWEALTH BANK OF AUSTRALIA	TERM DEPOSIT INVESTMENT	8,000,000.00
3075	22/12/2025	WESTPAC BANKING CORPORATION	TERM DEPOSIT INVESTMENT	1,000,000.00
3076	24/12/2025	AUSTRALIAN COMMUNICATIONS & MEDIA AUTHORITY ACMA	LICENCE FEE	700.00
3077	22/12/2025	AUSTRACLEAR LIMITED (ASX)	FINANCIAL SERVICES FEE	929.50
3078	22/12/2025	AUSTRACLEAR LIMITED (ASX)	FINANCIAL SERVICES FEE	8.58
3079	10/12/2025	ADT SECURITY	SECURITY MONITORING	75.45
3080	19/12/2025	WATER CORPORATION	WATER RATES - ASCOT PLACE	950.73
3081	24/12/2025	SYNERGY	ELECTRICITY CHARGES - WTS	5,742.69
3082	24/12/2025	SYNERGY	ELECTRICITY CHARGES - C&I	2,962.10
3083	24/12/2025	SYNERGY	ELECTRICITY CHARGES - ASCOT PLACE	4,896.23
3084	16/12/2025	WBC - CORPORATE MASTERCARD - ANH VO	CREDIT CARD PURCHASES	947.09
3085	16/12/2025	WBC - CORPORATE MASTERCARD - ANNETTE NORTH	CREDIT CARD PURCHASES	1,641.11
3086	16/12/2025	WBC - CORPORATE MASTERCARD - DAVID SCHMIDT	CREDIT CARD PURCHASES	3,653.20
3087	16/12/2025	WBC - CORPORATE MASTERCARD - GANGA DEVI	CREDIT CARD PURCHASES	1,125.00
3088	16/12/2025	WBC - CORPORATE MASTERCARD - M DAVIES	CREDIT CARD PURCHASES	960.83
3089	16/12/2025	WBC - CORPORATE MASTERCARD - STEPHEN W CONWAY	CREDIT CARD PURCHASES	5.66
3090	16/12/2025	WBC - CORPORATE MASTERCARD - T BEINHAEUER	CREDIT CARD PURCHASES	2,399.66
3091	16/12/2025	WBC - CORPORATE MASTERCARD - T ECKSTEIN	CREDIT CARD PURCHASES	362.04
3092	16/12/2025	WBC - CORPORATE MASTERCARD - TIM CRAINE	CREDIT CARD PURCHASES	16.93



Eastern Metropolitan Regional Council
CEO's DELEGATED PAYMENTS LIST
FOR THE MONTHS OF NOVEMBER & DECEMBER 2025 & JANUARY 2026

Cheque / EFT No	Date	Payee	Description	Amount
3093	16/12/2025	WBC - CORPORATE MASTERCARD - W HARRIS	CREDIT CARD PURCHASES	1,052.37
3094	16/12/2025	WBC - CORPORATE MASTERCARD - Z WILLIAMSON	CREDIT CARD PURCHASES	944.05
3095	12/01/2026	ADT SECURITY	SECURITY MONITORING	75.45
3096	05/01/2026	WESTPAC BANKING CORPORATION	TERM DEPOSIT INVESTMENT	2,000,000.00
3097	13/01/2026	WESTPAC BANKING CORPORATION	TERM DEPOSIT INVESTMENT	3,000,000.00
3098	13/01/2026	AWARE SUPER PTY LTD (FORMALLY FIRST STATE SUPER)	SUPERANNUATION	1,561.20
3099	13/01/2026	UNISUPER	SUPERANNUATION	354.90
3100	16/01/2026	AWARE SUPER PTY LTD (FORMALLY FIRST STATE SUPER)	SUPERANNUATION	523.43
3101	19/01/2026	SYNERGY	ELECTRICITY CHARGES - RED HILL	6,876.62
3102	21/01/2026	AUSTRACLEAR LIMITED (ASX)	FINANCIAL SERVICES FEE	8.58
3103	16/01/2026	WBC - CORPORATE MASTERCARD - ANH VO	CREDIT CARD PURCHASES	1,541.07
3104	16/01/2026	WBC - CORPORATE MASTERCARD - ANNETTE NORTH	CREDIT CARD PURCHASES	1,019.62
3105	16/01/2026	WBC - CORPORATE MASTERCARD - DAVID SCHMIDT	CREDIT CARD PURCHASES	508.75
3106	16/01/2026	WBC - CORPORATE MASTERCARD - GANGA DEVI	CREDIT CARD PURCHASES	17.00
3107	16/01/2026	WBC - CORPORATE MASTERCARD - H LIEW	CREDIT CARD PURCHASES	17.00
3108	16/01/2026	WBC - CORPORATE MASTERCARD - K NAKHONTHAT	CREDIT CARD PURCHASES	17.00
3109	16/01/2026	WBC - CORPORATE MASTERCARD - M DAVIES	CREDIT CARD PURCHASES	517.64
3110	16/01/2026	WBC - CORPORATE MASTERCARD - MARCUS GEISLER	CREDIT CARD PURCHASES	17.00
3111	16/01/2026	WBC - CORPORATE MASTERCARD - S FITZPATRICK	CREDIT CARD PURCHASES	17.00
3112	16/01/2026	WBC - CORPORATE MASTERCARD - STEPHEN W CONWAY	CREDIT CARD PURCHASES	116.90
3113	16/01/2026	WBC - CORPORATE MASTERCARD - T BEINHAEUER	CREDIT CARD PURCHASES	871.98
3114	16/01/2026	WBC - CORPORATE MASTERCARD - T ECKSTEIN	CREDIT CARD PURCHASES	63.50
3115	16/01/2026	WBC - CORPORATE MASTERCARD - TIM CRAINE	CREDIT CARD PURCHASES	273.01
3116	16/01/2026	WBC - CORPORATE MASTERCARD - W HARRIS	CREDIT CARD PURCHASES	214.46
3117	16/01/2026	WBC - CORPORATE MASTERCARD - Z WILLIAMSON	CREDIT CARD PURCHASES	67.00
3118	30/01/2026	WESTPAC BANKING CORPORATION	TERM DEPOSIT INVESTMENT	5,500,000.00
SUB TOTAL				52,324,387.80
LESS CANCELLED EFTs & CHEQUES				
EFT62687	24/12/2025	AUSTRALIAN COMMUNICATIONS & MEDIA AUTHORITY ACMA	LICENCE FEE	-700.00
EFT62731	24/12/2025	INDUSTRIAL RECRUITMENT PARTNERS	LABOUR HIRE	-84,340.68
SUB TOTAL				-85,040.68
REPORT				
Bank Code	Bank			
EMRC - Municipal Fund				52,239,347.12

All Employee Superannuation obligations for the periods November 2025 to January 2026 have been paid by the EMRC.



Eastern Metropolitan Regional Council

PURCHASING CARDS AND CREDIT CARDS PAYMENTS LIST
FOR THE MONTHS OF NOVEMBER & DECEMBER 2025 & JANUARY 2026

Cheque / EFT No	Date	Payee		Amount	EFT Amount
EFT62383	14/11/2025	WEX MOTORPASS			2,597.87
	01/10/2025	CHIEF OPERATING OFFICER (COO)	FLEET FUEL PURCHASES	58.09	
	10/10/2025	CHIEF OPERATING OFFICER (COO)	ROADSIDE ASSIST	9.08	
	31/10/2025	CHIEF OPERATING OFFICER (COO)	MANAGEMENT FEE	4.95	
	31/10/2025	CHIEF FINANCIAL OFFICER (CFO)	MANAGEMENT FEE	4.95	
	16/10/2025	CHIEF FINANCIAL OFFICER (CFO)	FLEET FUEL PURCHASES	284.7	
	18/10/2025	CHIEF FINANCIAL OFFICER (CFO)	ROADSIDE ASSIST	6.88	
	30/10/2025	COORDINATOR WORKPLACE HEALTH & SAFETY	FLEET FUEL PURCHASES	342.39	
	31/10/2025	COORDINATOR WORKPLACE HEALTH & SAFETY	MANAGEMENT FEE	4.95	
	10/10/2025	COORDINATOR WORKPLACE HEALTH & SAFETY	ROADSIDE ASSIST	9.08	
	10/10/2025	POOL VEHICLE - SPORTWAGON	ROADSIDE ASSIST	9.08	
	31/10/2025	POOL VEHICLE - SPORTWAGON	MANAGEMENT FEE	4.95	
	01/10/2025	POOL VEHICLE - TOYOTA COROLLA	ROADSIDE ASSIST	9.08	
	31/10/2025	POOL VEHICLE - TOYOTA COROLLA	MANAGEMENT FEE	4.95	
	21/10/2025	POOL VEHICLE - IT TEAM	FLEET FUEL PURCHASES	56.98	
	31/10/2025	POOL VEHICLE - IT TEAM	MANAGEMENT FEE	4.95	
	09/10/2025	POOL VEHICLE - IT TEAM	ROADSIDE ASSIST	9.08	
	31/10/2025	LANDFILL SITE SUPERVISOR	MANAGEMENT FEE	4.95	
	10/10/2025	LANDFILL SITE SUPERVISOR	ROADSIDE ASSIST	9.08	
	31/10/2025	SITE SUPERVISOR - HZ AND BW	MANAGEMENT FEE	4.95	
	10/10/2025	SITE SUPERVISOR - HZ AND BW	ROADSIDE ASSIST	9.08	
	31/10/2025	HAZELMERE MINOR PLANT	MANAGEMENT FEE	4.95	
	30/10/025	HAZELMERE POOL VEHICLE	FLEET FUEL PURCHASES	129.71	
	31/10/2025	HAZELMERE POOL VEHICLE	MANAGEMENT FEE	4.95	
	28/10/2025	HAZELMERE POOL VEHICLE	ROADSIDE ASSIST	9.08	
	05/10/2025	WOOD WASTE TO ENERGY TEAM	ROADSIDE ASSIST	9.08	
	31/10/2025	WOOD WASTE TO ENERGY TEAM	MANAGEMENT FEE	4.95	
	29/10/2025	SALES AND MARKETING REPRESENTATIVE 2	FLEET FUEL PURCHASES	151.67	
	24/10/2025	SALES AND MARKETING REPRESENTATIVE 2	ROADSIDE ASSIST	9.08	
	31/10/2025	SALES AND MARKETING REPRESENTATIVE 2	MANAGEMENT FEE	4.95	
	10/10/2025	SITE ENGINEER	ROADSIDE ASSIST	9.08	
	31/10/2025	SITE ENGINEER	MANAGEMENT FEE	4.95	
	31/10/2025	RED HILL MINOR PLANT	MANAGEMENT FEE	4.95	
	25/10/2025	MANAGER ENGINEERING	FLEET FUEL PURCHASES	139.17	
	10/10/2025	MANAGER ENGINEERING	ROADSIDE ASSIST	9.08	
	31/10/2025	MANAGER ENGINEERING	MANAGEMENT FEE	4.95	
	10/10/2025	POOL VEHICLE - TOYOTA COROLLA	ROADSIDE ASSIST	9.08	
	31/10/2025	POOL VEHICLE - TOYOTA COROLLA	MANAGEMENT FEE	4.95	
	10/10/2025	MANAGER RED HILL WASTE MANAGEMENT FACILITY	ROADSIDE ASSIST	9.08	
	31/10/2025	MANAGER RED HILL WASTE MANAGEMENT FACILITY	MANAGEMENT FEE	4.95	
	21/10/2025	SALES AND MARKETING REPRESENTATIVE 1	FLEET FUEL PURCHASES	421.18	
	21/10/2025	SALES AND MARKETING REPRESENTATIVE 1	ROADSIDE ASSIST	9.08	
	31/10/2025	SALES AND MARKETING REPRESENTATIVE 1	MANAGEMENT FEE	4.95	
	20/10/2025	WASTE ENVIRONMENT - POOL VEHICLE	FLEET FUEL PURCHASES	281.81	
	10/10/2025	WASTE ENVIRONMENT - POOL VEHICLE	ROADSIDE ASSIST	9.08	
	31/10/2025	WASTE ENVIRONMENT - POOL VEHICLE	MANAGEMENT FEE	4.95	
	16/10/2025	SITE SUPERVISOR	ROADSIDE ASSIST	6.88	
	31/10/2025	SITE SUPERVISOR	MANAGEMENT FEE	4.95	
	16/10/2025	TEAM LEADER COLLECTIONS	ROADSIDE ASSIST	6.88	
	31/10/2025	TEAM LEADER COLLECTIONS	MANAGEMENT FEE	4.95	



Eastern Metropolitan Regional Council

PURCHASING CARDS AND CREDIT CARDS PAYMENTS LIST
FOR THE MONTHS OF NOVEMBER & DECEMBER 2025 & JANUARY 2026

Cheque / EFT No	Date	Payee		Amount	EFT Amount
	04/10/2025	COORDINATOR TRANSPORT & ASSETS	FLEET FUEL PURCHASES	106.91	
	07/10/2025	COORDINATOR TRANSPORT & ASSETS	ROADSIDE ASSIST	6.88	
	31/10/2025	COORDINATOR TRANSPORT & ASSETS	MANAGEMENT FEE	4.95	
	07/10/2025	HEAVY DUTY MECHANIC	ROADSIDE ASSIST	6.88	
	31/10/2025	HEAVY DUTY MECHANIC	MANAGEMENT FEE	4.95	
	07/10/2025	CHIEF EXECUTIVE OFFICER	FLEET FUEL PURCHASES	296.24	
	31/10/2025	CHIEF EXECUTIVE OFFICER	MANAGEMENT FEE	4.95	
	16/10/2025	CHIEF EXECUTIVE OFFICER	ROADSIDE ASSIST	6.88	
	31/10/2025	MANAGER OPERATIONS	MANAGEMENT FEE	4.95	
	16/10/2025	MANAGER OPERATIONS	ROADSIDE ASSIST	6.88	
	31/10/2025	QUALITY OFFICER	MANAGEMENT FEE	4.95	
	07/10/2025	QUALITY OFFICER	ROADSIDE ASSIST	6.88	
EFT62403	21/11/2025	BUNNINGS GROUP LTD	HARDWARE SUPPLIES		577.60
	31/10/2025	MANAGER OPERATIONS	SECURITY CAMERA AT BAYWASTE	343.00	
	17/10/2025	MANAGER ENGINEERING	PAINT BRUSH SET	6.6	
	20/10/2025	MANAGER OPERATIONS	GARAGE CABINET - WASTE TRANSFER STATION	228.00	
EFT62618	12/12/2025	BUNNINGS GROUP LTD			1,614.57
	11/11/2025	MANAGER OPERATIONS	CLEANING SUPPLIES	31.35	
	5/11/2025	MANAGER OPERATIONS	HARDWARE SUPPLIES	199.32	
	5/11/2025	MANAGER OPERATIONS	EV WALL CHARGER	759.05	
	17/11/2025	MANAGER OPERATIONS	CLEANING SUPPLIES	27.60	
	20/11/2025	MANAGER OPERATIONS	PLANT PART	342.36	
	21/11/2025	MANAGER RED HILL WASTE MANAGEMENT FACILITY	GARDEN SUPPLIES	178.32	
	20/11/2025	MANAGER OPERATIONS	HARDWARE SUPPLIES	48.35	
	3/12/2025	MANAGER OPERATIONS	PLANT PART	28.22	
EFT62651	12/12/2025	WEX MOTORPASS			2129.61
	10/11/2025	CHIEF OPERATING OFFICER (COO)	ROADSIDE ASSIST	9.08	
	30/11/2025	CHIEF OPERATING OFFICER (COO)	MANAGEMENT FEE	4.95	
	30/11/2025	CHIEF FINANCIAL OFFICER (CFO)	MANAGEMENT FEE	302.83	
	27/11/2025	CHIEF FINANCIAL OFFICER (CFO)	FLEET FUEL PURCHASES	9.08	
	16/11/2025	CHIEF FINANCIAL OFFICER (CFO)	ROADSIDE ASSIST	4.95	
	19/11/2025	COORDINATOR WORKPLACE HEALTH & SAFETY	FLEET FUEL PURCHASES	163.32	
	30/11/2025	COORDINATOR WORKPLACE HEALTH & SAFETY	MANAGEMENT FEE	4.95	
	10/11/2025	COORDINATOR WORKPLACE HEALTH & SAFETY	ROADSIDE ASSIST	9.08	
	01/11/2025	POOL VEHICLE - TOYOTA COROLLA	ROADSIDE ASSIST	9.08	
	30/11/2025	POOL VEHICLE - TOYOTA COROLLA	MANAGEMENT FEE	4.95	
	03/11/2025	POOL VEHICLE - TOYOTA COROLLA	FLEET FUEL PURCHASES	62.7	
	25/11/2025	POOL VEHICLE - IT TEAM	FLEET FUEL PURCHASES	63.17	
	30/11/2025	POOL VEHICLE - IT TEAM	MANAGEMENT FEE	4.95	
	09/11/2025	POOL VEHICLE - IT TEAM	ROADSIDE ASSIST	9.08	
	30/11/2025	LANDFILL SITE SUPERVISOR	MANAGEMENT FEE	4.95	
	10/11/2025	LANDFILL SITE SUPERVISOR	ROADSIDE ASSIST	9.08	
	30/11/2025	SITE SUPERVISOR - HZ AND BW	MANAGEMENT FEE	4.95	
	10/11/2025	SITE SUPERVISOR - HZ AND BW	ROADSIDE ASSIST	9.08	
	30/11/2025	HAZELMERE MINOR PLANT	MANAGEMENT FEE	4.95	
	30/11/2025	HAZELMERE POOL VEHICLE	MANAGEMENT FEE	4.95	
	05/11/2025	WOOD WASTE TO ENERGY TEAM	ROADSIDE ASSIST	9.08	
	30/11/2025	WOOD WASTE TO ENERGY TEAM	MANAGEMENT FEE	4.95	
	19/11/2025	SALES AND MARKETING REPRESENTATIVE 2	FLEET FUEL PURCHASES	161.08	
	24/11/2025	SALES AND MARKETING REPRESENTATIVE 2	ROADSIDE ASSIST	9.08	



Eastern Metropolitan Regional Council

PURCHASING CARDS AND CREDIT CARDS PAYMENTS LIST
FOR THE MONTHS OF NOVEMBER & DECEMBER 2025 & JANUARY 2026

Cheque / EFT No	Date	Payee		Amount	EFT Amount
	30/11/2025	SALES AND MARKETING REPRESENTATIVE 2	MANAGEMENT FEE	4.95	
	06/11/2025	SITE ENGINEER	FLEET FUEL PURCHASES	194.87	
	10/11/2025	SITE ENGINEER	ROADSIDE ASSIST	9.08	
	30/11/2025	SITE ENGINEER	MANAGEMENT FEE	4.95	
	30/11/2025	RED HILL MINOR PLANT	MANAGEMENT FEE	4.95	
	18/11/2025	MANAGER ENGINEERING	FLEET FUEL PURCHASES	300.22	
	10/11/2025	MANAGER ENGINEERING	ROADSIDE ASSIST	9.08	
	30/11/2025	MANAGER ENGINEERING	MANAGEMENT FEE	4.95	
	10/11/2025	POOL VEHICLE - TOYOTA COROLLA	ROADSIDE ASSIST	9.08	
	30/11/2025	POOL VEHICLE - TOYOTA COROLLA	MANAGEMENT FEE	4.95	
	10/11/2025	MANAGER RED HILL WASTE MANAGEMENT FACILITY	ROADSIDE ASSIST	9.08	
	30/11/2025	MANAGER RED HILL WASTE MANAGEMENT FACILITY	MANAGEMENT FEE	4.95	
	06/11/2025	SALES AND MARKETING REPRESENTATIVE 1	FLEET FUEL PURCHASES	348.79	
	21/11/2025	SALES AND MARKETING REPRESENTATIVE 1	ROADSIDE ASSIST	9.08	
	30/11/2025	SALES AND MARKETING REPRESENTATIVE 1	MANAGEMENT FEE	4.95	
	24/11/2025	WASTE ENVIRONMENT - POOL VEHICLE	FLEET FUEL PURCHASES	130.55	
	10/11/2025	WASTE ENVIRONMENT - POOL VEHICLE	ROADSIDE ASSIST	9.08	
	30/11/2025	WASTE ENVIRONMENT - POOL VEHICLE	MANAGEMENT FEE	4.95	
	16/11/2025	SITE SUPERVISOR	ROADSIDE ASSIST	6.88	
	30/11/2025	SITE SUPERVISOR	MANAGEMENT FEE	4.95	
	16/11/2025	TEAM LEADER COLLECTIONS	ROADSIDE ASSIST	6.88	
	30/11/2025	TEAM LEADER COLLECTIONS	MANAGEMENT FEE	4.95	
	07/11/2025	COORDINATOR TRANSPORT & ASSETS	ROADSIDE ASSIST	9.08	
	30/11/2025	COORDINATOR TRANSPORT & ASSETS	MANAGEMENT FEE	4.95	
	07/11/2025	HEAVY DUTY MECHANIC	ROADSIDE ASSIST	6.88	
	30/11/2025	HEAVY DUTY MECHANIC	MANAGEMENT FEE	4.95	
	24/11/2025	CHIEF EXECUTIVE OFFICER	FLEET FUEL PURCHASES	91.77	
	30/11/2025	CHIEF EXECUTIVE OFFICER	MANAGEMENT FEE	4.95	
	16/11/2025	CHIEF EXECUTIVE OFFICER	ROADSIDE ASSIST	6.88	
	30/11/2025	MANAGER OPERATIONS	MANAGEMENT FEE	4.95	
	16/11/2025	MANAGER OPERATIONS	ROADSIDE ASSIST	6.88	
	30/11/2025	QUALITY OFFICER	MANAGEMENT FEE	4.95	
	07/11/2025	QUALITY OFFICER	ROADSIDE ASSIST	6.88	
EFT62822	09/01/2026	BUNNINGS GROUP LTD			344.73
	5/12/2025	MANAGER RED HILL WASTE MANAGEMENT FACILITY	MISCELLEANEOUS TOOLS	344.73	
EFT62876	13/01/2026	WEX MOTORPASS			1861.51
	10/12/2025	ACTING CHIEF OPERATING OFFICER (COO)	ROADSIDE ASSIST	9.08	
	31/12/2025	ACTING CHIEF OPERATING OFFICER (COO)	MANAGEMENT FEE	4.95	
	31/12/2025	CHIEF FINANCIAL OFFICER (CFO)	MANAGEMENT FEE	4.95	
	14/12/2025	CHIEF FINANCIAL OFFICER (CFO)	FLEET FUEL PURCHASES	195.63	
	16/12/2025	CHIEF FINANCIAL OFFICER (CFO)	ROADSIDE ASSIST	6.88	
	29/12/2025	COORDINATOR WORKPLACE HEALTH & SAFETY	FLEET FUEL PURCHASES	288.7	
	31/12/2025	COORDINATOR WORKPLACE HEALTH & SAFETY	MANAGEMENT FEE	4.95	
	10/12/2025	COORDINATOR WORKPLACE HEALTH & SAFETY	ROADSIDE ASSIST	9.08	
	01/12/2025	POOL VEHICLE - TOYOTA COROLLA	ROADSIDE ASSIST	9.08	
	31/12/2025	POOL VEHICLE - TOYOTA COROLLA	MANAGEMENT FEE	4.95	
	31/12/2025	POOL VEHICLE - IT TEAM	MANAGEMENT FEE	4.95	
	09/12/2025	POOL VEHICLE - IT TEAM	ROADSIDE ASSIST	9.08	
	10/12/2025	LANDFILL SITE SUPERVISOR (OLD)	ROADSIDE ASSIST	9.08	
	10/12/2025	LANDFILL SITE SUPERVISOR	ROADSIDE ASSIST	9.08	



Eastern Metropolitan Regional Council

PURCHASING CARDS AND CREDIT CARDS PAYMENTS LIST
FOR THE MONTHS OF NOVEMBER & DECEMBER 2025 & JANUARY 2026

Cheque / EFT No	Date	Payee		Amount	EFT Amount
	31/12/2025	LANDFILL SITE SUPERVISOR	MANAGEMENT FEE	4.95	
	31/12/2025	LANDFILL SITE SUPERVISOR (NEW)	MANAGEMENT FEE	4.95	
	31/12/2025	LANDFILL SITE SUPERVISOR (NEW)	CARD REPLACEMENT FEE	8.00	
	31/12/2025	HAZELMERE MINOR PLANT	MANAGEMENT FEE	4.95	
	16/12/2025	HAZELMERE MINOR PLANT	FLEET FUEL PURCHASES	39.61	
	28/12/2025	HAZELMERE POOL VEHICLE	ROADSIDE ASSIST	18.16	
	31/12/2025	HAZELMERE POOL VEHICLE	MANAGEMENT FEE	4.95	
	05/12/2025	WOOD WASTE TO ENERGY TEAM	ROADSIDE ASSIST	9.08	
	31/12/2025	WOOD WASTE TO ENERGY TEAM	MANAGEMENT FEE	4.95	
	19/12/2025	WOOD WASTE TO ENERGY TEAM	FLEET FUEL PURCHASES	46.01	
	15/12/2025	SALES AND MARKETING REPRESENTATIVE 2	FLEET FUEL PURCHASES	156.17	
	24/12/2025	SALES AND MARKETING REPRESENTATIVE 2	ROADSIDE ASSIST	9.08	
	31/12/2025	SALES AND MARKETING REPRESENTATIVE 2	MANAGEMENT FEE	4.95	
	10/12/2025	SITE ENGINEER	ROADSIDE ASSIST	9.08	
	31/12/2025	SITE ENGINEER	MANAGEMENT FEE	4.95	
	31/12/2025	RED HILL MINOR PLANT	MANAGEMENT FEE	4.95	
	18/12/2025	RED HILL MINOR PLANT	FLEET FUEL PURCHASES	166.31	
	10/12/2025	POOL VEHICLE - TOYOTA COROLLA	ROADSIDE ASSIST	9.08	
	31/12/2025	POOL VEHICLE - TOYOTA COROLLA	MANAGEMENT FEE	4.95	
	17/12/2025	POOL VEHICLE - TOYOTA COROLLA	FLEET FUEL PURCHASES	51.91	
	10/12/2025	MANAGER RED HILL WASTE MANAGEMENT FACILITY	ROADSIDE ASSIST	9.08	
	31/12/2025	MANAGER RED HILL WASTE MANAGEMENT FACILITY	MANAGEMENT FEE	4.95	
	18/12/2025	SALES AND MARKETING REPRESENTATIVE 1	FLEET FUEL PURCHASES	428.06	
	21/12/2025	SALES AND MARKETING REPRESENTATIVE 1	ROADSIDE ASSIST	9.08	
	31/12/2025	SALES AND MARKETING REPRESENTATIVE 1	MANAGEMENT FEE	4.95	
	11/12/2025	WASTE ENVIRONMENT - POOL VEHICLE	FLEET FUEL PURCHASES	154.84	
	10/12/2025	WASTE ENVIRONMENT - POOL VEHICLE	ROADSIDE ASSIST	9.08	
	31/12/2025	WASTE ENVIRONMENT - POOL VEHICLE	MANAGEMENT FEE	4.95	
	07/12/2025	SITE SUPERVISOR	ROADSIDE ASSIST	6.88	
	31/12/2025	SITE SUPERVISOR	MANAGEMENT FEE	4.95	
	16/12/2025	TEAM LEADER COLLECTIONS	ROADSIDE ASSIST	6.88	
	31/12/2025	TEAM LEADER COLLECTIONS	MANAGEMENT FEE	4.95	
	07/12/2025	COORDINATOR TRANSPORT & ASSETS	ROADSIDE ASSIST	9.08	
	31/12/2025	COORDINATOR TRANSPORT & ASSETS	MANAGEMENT FEE	4.95	
	07/12/2025	HEAVY DUTY MECHANIC	ROADSIDE ASSIST	6.88	
	31/12/2025	HEAVY DUTY MECHANIC	MANAGEMENT FEE	4.95	
	31/12/2025	CHIEF EXECUTIVE OFFICER	MANAGEMENT FEE	4.95	
	16/12/2025	CHIEF EXECUTIVE OFFICER	ROADSIDE ASSIST	6.88	
	31/12/2025	MANAGER OPERATIONS	MANAGEMENT FEE	4.95	
	16/12/2025	MANAGER OPERATIONS	ROADSIDE ASSIST	6.88	
	10/12/2025	WASTE ENVIRONMENT - POOL VEHICLE (OLD)	ROADSIDE ASSIST	9.08	
	31/12/2025	WASTE ENVIRONMENT - POOL VEHICLE (OLD)	MANAGEMENT FEE	4.95	
	16/12/2025	RED HILL (POOL VEHICLE)	ROADSIDE ASSIST	6.88	
	31/12/2025	RED HILL (POOL VEHICLE)	MANAGEMENT FEE	4.95	
EFT62988	30/01/2026	BUNNINGS GROUP LTD			95.48
	29/12/2025	COORDINATOR TRANSPORT & ASSETS	PLANT PART	95.48	
3056	17/11/2025	WBC - CORPORATE MASTERCARD - A PATEL	CREDIT CARD PURCHASES		236.50
	03/10/2025	MASTER AUTO PARTS	HEAVY DUTY BATTERY	236.5	
3057	17/11/2025	WBC - CORPORATE MASTERCARD - ANH VO	CREDIT CARD PURCHASES		1,632.48
	02/10/2025	DOMINOS PIZZA	CATERING FOR STAFF FAREWELL	29.46	



Eastern Metropolitan Regional Council

PURCHASING CARDS AND CREDIT CARDS PAYMENTS LIST
FOR THE MONTHS OF NOVEMBER & DECEMBER 2025 & JANUARY 2026

Cheque / EFT No	Date	Payee		Amount	EFT Amount
	03/10/2025	CHARGEFOX P/L	EQUIPMENT RENTAL	40.26	
	06/10/2025	M&WA PTY LTD	STAFF AMENITIES	97.7	
	08/10/2025	DOORS PLUS	RELACEMENT SHED DOOR	817	
	08/10/2025	COLES	GIFT TO OUTGOING CONTRACTORS	20	
	08/10/2025	M&WA PTY LTD	STAFF AMENITIES	10.17	
	14/10/2025	M&WA PTY LTD	STAFF AMENITIES	13.56	
	15/10/2025	CHARGEFOX P/L	EQUIPMENT RENTAL	41.60	
	20/10/2025	M&WA PTY LTD	STAFF AMENITIES	120.84	
	27/10/2025	M&WA PTY LTD	STAFF AMENITIES	131.72	
	30/10/2025	COLES	STAFF RECOGNITION SERVICE	300.00	
	30/10/2025	M&WA PTY LTD	STAFF AMENITIES	10.17	
3058	17/11/2025	WBC - CORPORATE MASTERCARD - ANNETTE NORTH	CREDIT CARD PURCHASES		148.50
	14/10/2025	TENDERLINK COM	SUBSCRIPTION	148.50	
3059	17/11/2025	WBC - CORPORATE MASTERCARD - DAVID SCHMIDT	CREDIT CARD PURCHASES		768.68
	03/10/2025	ZOOM.COM	SUBSCRIPTIONS	57.68	
	18/10/2025	OPTUS BILLING	MOBILE BROADBAND	89.00	
	22/10/2025	UMART	PURCHASE OF SECURITY EQUIPMENT	126.13	
	26/10/2025	STARLINK INTERNET	INTERNET	278.00	
	31/10/2025	THE SUSHI	TEAM BUILDING LUNCH	130.22	
	01/11/2025	GOOGLE*GSUITE EMRC.ORG	SUBSCRIPTION	18.48	
	03/11/2025	EXETEL PTY LTD	MOBILE BROADBAND	30.28	
	03/11/2025	SMSBROADCAST	TOP UP SMS BROADCASTS	38.89	
3060	17/11/2025	WBC - CORPORATE MASTERCARD - H LIEW	CREDIT CARD PURCHASES		1,022.07
	24/10/2025	PERTH CITY PRESTIGE	CAR SERVICE	1017.00	
	01/11/2025	WILSON PARKING	PARKING	5.07	
3061	17/11/2025	WBC - CORPORATE MASTERCARD - K NAKHONTHAT	CREDIT CARD PURCHASES		7,996.19
	03/10/2025	CPA AUSTRALIA	CPA CONGRESS	369.00	
	03/10/2025	CPA AUSTRALIA	CPA CONGRESS	369.00	
	03/10/2025	CPA AUSTRALIA	CPA CONGRESS	369.00	
	23/10/2025	CPA AUSTRALIA	CPA MEMBERSHIP ASSESSMENT FEE	228.24	
	24/10/2025	DRONEDEPLOY	ANNUAL SUBSCRIPTION FOR DRONE	6660.95	
3062	17/11/2025	WBC - CORPORATE MASTERCARD - M DAVIES	CREDIT CARD PURCHASES		2,037.04
	08/10/2025	RSEA	HAZRAD LAMP	33.98	
	08/10/2025	BUNNINGS	BATTERY PACK	25.84	
	10/10/2025	OFFICEWORKS	KEY CABINET	207	
	10/10/2025	RED DOT	CUTLERY FOR STAFF	9.98	
	13/10/2025	WOOLWORTHS	STAFF AMENITIES	171.05	
	14/10/2025	THYMEOUTCAFE	STAFF CATERING	15.69	
	14/10/2025	LMs DOUGH AND DONUTS	STAFF CATERING	24.9	
	15/10/2025	WOOLWORTHS	STAFF CATERING	16.59	
	15/10/2025	SHIVAY BROTHERS PTY LTD	STAFF CATERING	89.94	
	20/10/2025	TARGET	GARMENT RACK AND HANGERS FOR UNIFORMS	40	
	20/10/2025	EZI*LICENCES	STAFF TRAINING	1104.3	
	27/10/2025	WOOLWORTHS	STAFF AMENITIES	176.09	
	27/10/2025	LICENCES 4 WORK	RESCHEDULE TRAINING COSTS	121.68	
3063	17/11/2025	WBC - CORPORATE MASTERCARD - T BEINHAUER	CREDIT CARD PURCHASES		625.13
	08/10/2025	COLES	STAFF AMENITIES	134.77	
	16/10/2025	COLES	STAFF AMENITIES	143.64	
	21/10/2025	PATEL AND PATEL BROTHERS	CATERING FOR STAFF TRAINING	84.5	
	22/10/2025	COLES	STAFF AMENITIES	100.77	



Eastern Metropolitan Regional Council

PURCHASING CARDS AND CREDIT CARDS PAYMENTS LIST
FOR THE MONTHS OF NOVEMBER & DECEMBER 2025 & JANUARY 2026

Cheque / EFT No	Date	Payee		Amount	EFT Amount
	29/10/2025	COLES	STAFF AMENITIES	161.45	
3064	17/11/2025	WBC - CORPORATE MASTERCARD - T ECKSTEIN	CREDIT CARD PURCHASES		1,347.08
	15/10/2025	WOOLWORTHS	CATERING FOR MEETING	50.14	
	27/10/2025	NESPRESSO AUSTRALIA	CATERING KITCHEN SUPPLIES	1098.9	
	28/10/2025	BLOOMEX	FLOWERS FOR COUNCILLORS	167.92	
	30/10/2025	CITY OF SWAN	INFORMATION REQUEST FEE	30.12	
3065	17/11/2025	WBC - CORPORATE MASTERCARD - TIM CRAINE	CREDIT CARD PURCHASES		380.52
	15/10/2025	BIGW	SAFETY SUPPLIES	85.52	
	31/10/2025	ST JOHN AMBULANCE	FIRST AID COURSE	295	
3066	17/11/2025	WBC - CORPORATE MASTERCARD - W HARRIS	CREDIT CARD PURCHASES		2,073.85
	08/10/2025	GS1 AUSTRALIA	ANNUAL MEMBERSHIP	1624.51	
	10/10/2025	BOB JANE	TYRE REPLACEMENT	249.00	
	15/10/2025	FAIRFAX SUBSCRIPTION	MONTHLY SUBSCRIPTION	69.99	
	15/10/2025	INTUIT MAILCHIMP	MONTHLY SUBSCRIPTION	98.35	
	29/10/2025	WANEWSDTI	MONTHLY SUBSCRIPTION	32.00	
3067	17/11/2025	WBC - CORPORATE MASTERCARD - Z WILLIAMSON	CREDIT CARD PURCHASES		600.55
	05/10/2025	WOOLWORTHS	STAFF AMENITIES	360.20	
	20/10/2025	WOOLWORTHS	STAFF AMENITIES	240.35	
3084	16/12/2025	WBC - CORPORATE MASTERCARD - ANH VO	CREDIT CARD PURCHASES		947.09
	03/11/2025	M&WA PTY LTD	STAFF AMENITIES	119.27	
	04/11/2025	KFC	STAFF CATERING	149.85	
	05/11/2025	CHARGEFOX P/L	EQUIPMENT RENTAL	49.78	
	07/11/2025	COSTCO	STAFF RECOGNITION SERVICE	81.24	
	07/11/2025	COSTCO	STAFF RECOGNITION SERVICE	63.96	
	07/11/2025	M&WA PTY LTD	STAFF AMENITIES	13.56	
	10/11/2025	M&WA PTY LTD	STAFF AMENITIES	136.22	
	17/11/2025	M&WA PTY LTD	STAFF AMENITIES	127.97	
	21/11/2025	M&WA PTY LTD	STAFF AMENITIES	3.39	
	24/11/2025	M&WA PTY LTD	STAFF AMENITIES	94.74	
	28/11/2025	M&WA PTY LTD	STAFF AMENITIES	6.78	
	01/12/2025	M&WA PTY LTD	STAFF AMENITIES	100.33	
3085	16/12/2025	WBC - CORPORATE MASTERCARD - ANNETTE NORTH	CREDIT CARD PURCHASES		1641.11
	03/11/2025	COSTCO	STAFF CATERING	205.52	
	14/11/2025	TENDERLINK COM	SUBSCRIPTION	148.5	
	17/11/2025	WOOLWORTHS	STAFF AMENITIES	286.19	
	19/11/2025	WA GOV - LGIRS	PLANT REGISTRATION	725.00	
	26/11/2025	BIGW	STAFF CATERING	66.00	
	26/11/2025	WOOLWORTHS	STAFF CATERING	87.00	
	26/11/2025	WOOLWORTHS	STAFF CATERING	87.00	
	26/11/2025	BOUNDARY ENTERPRISES	STAFF CATERING	13.00	
	26/11/2025	BOUNDARY ENTERPRISES	STAFF CATERING	13.00	
	20/11/2025	WOOLWORTHS	KITCHEN SUPPLIES	9.90	
3086	16/12/2025	WBC - CORPORATE MASTERCARD - DAVID SCHMIDT	CREDIT CARD PURCHASES		3653.2
	03/11/2025	ZOOM.COM	SUBSCRIPTIONS	57.68	
	13/11/2025	CPA AUSTRALIA	CPA MEMBERSHIP	898.80	
	13/11/2025	CPA AUSTRALIA	CPA MEMBERSHIP	898.80	
	17/11/2025	OPTUS BILLING	MOBILE BROADBAND	89.00	
	19/11/2025	CPA AUSTRALIA	CPA MEMBERSHIP	898.80	
	19/11/2025	AMZNPRIME	AMAZON PRIME MEMBERSHIP	79.00	
	19/11/2025	CPA AUSTRALIA	CPA ASSOCIATE MEMBERSHIP	404.36	



Eastern Metropolitan Regional Council

PURCHASING CARDS AND CREDIT CARDS PAYMENTS LIST
FOR THE MONTHS OF NOVEMBER & DECEMBER 2025 & JANUARY 2026

Cheque / EFT No	Date	Payee		Amount	EFT Amount
	26/11/2025	STARLINK INTERNET	INTERNET	278.00	
	01/12/2025	EXETEL PTY LTD	MOBILE BROADBAND	30.28	
	01/12/2025	GOOGLE*GSUITE EMRC.ORG	SUBSCRIPTION	18.48	
3087	16/12/2025	WBC - CORPORATE MASTERCARD - GANGA DEVI	CREDIT CARD PURCHASES		1125.00
	21/11/2025	RAY MAKENE DRIVING SCHOOL	STAFF TRAINING	1125.00	
3088	16/12/2025	WBC - CORPORATE MASTERCARD - M DAVIES	CREDIT CARD PURCHASES		960.83
	04/11/2025	HENDERSON HOSE	PLANT PART	831.60	
	19/11/2025	ADDYS PTY LTD	CATERING FOR STAFF TRAINING	129.23	
3089	16/12/2025	WBC - CORPORATE MASTERCARD - STEPHEN W CONWAY	CREDIT CARD PURCHASES		5.66
	02/12/2025	WESTPAC	CARD FEE	5.66	
3090	16/12/2025	WBC - CORPORATE MASTERCARD - T BEINHAUER	CREDIT CARD PURCHASES		2399.66
	04/11/2025	SUPA IGA	STAFF CATERING	24.75	
	04/11/2025	GEOFFREY W WATSON	STAFF CATERING	220.89	
	05/11/2025	COLES	STAFF AMENITIES	186.69	
	10/11/2025	REEF GROUP PTY LTD	RELOCATION OF SEA CONTAINERS	1036.2	
	12/11/2025	COLES	STAFF AMENITIES	207.51	
	19/11/2025	COLES	STAFF AMENITIES	150.00	
	19/11/2025	CHEMIST WAREHOUSE	MEDICAL AMENITIES	79.99	
	19/11/2025	PINNACLE HEIGHT SAFETY	STAFF TRAINING	305.00	
	27/11/2025	COLES	STAFF AMENITIES	188.63	
3091	16/12/2025	WBC - CORPORATE MASTERCARD - T ECKSTEIN	CREDIT CARD PURCHASES		362.04
	06/11/2025	OFFICEWORKS	COUNCIL MEETING SUPPLIES	22.65	
	06/11/2025	COSTCO	GET WELL PACKAGE	117.93	
	20/11/2025	BIG W	STAFF FAREWELL CARDS	100.00	
	26/11/2025	FARMER JACKS	STAFF AMENITIES	63.96	
	02/12/2025	OFFICEWORKS	STATIONERY SUPPLIES	57.50	
3092	16/12/2025	WBC - CORPORATE MASTERCARD - TIM CRAINE	CREDIT CARD PURCHASES		16.93
	12/11/2025	BUNNINGS	SAMPLING EQUIPMENT	16.93	
3093	16/12/2025	WBC - CORPORATE MASTERCARD - W HARRIS	CREDIT CARD PURCHASES		1052.37
	15/11/2025	INTUIT MAILCHIMP	MONTHLY SUBSCRIPTION	97.38	
	15/11/2025	FAIRFAX SUBSCRIPTION	MONTHLY SUBSCRIPTION	69.99	
	21/11/2025	CLOTHING STEWARDSHIP	MEMBERSHIP	783.09	
	26/11/2025	WANEWSDTI	MONTHLY SUBSCRIPTION	32.00	
	28/11/2025	PENINSULA FARM CAFE	STAFF CATERING	69.91	
3094	16/12/2025	WBC - CORPORATE MASTERCARD - Z WILLIAMSON	CREDIT CARD PURCHASES		944.05
	03/11/2025	WOOLWORTHS	STAFF AMENITIES	-11.10	
	03/11/2025	WOOLWORTHS	STAFF AMENITIES	211.36	
	04/11/2025	WOOLWORTHS	STAFF AMENITIES	-3.00	
	10/11/2025	WOOLWORTHS	STAFF AMENITIES	236.31	
	24/11/2025	WOOLWORTHS	CLEANING SUPPLIES & STAFF AMENITIES	234.77	
	01/12/2025	WOOLWORTHS	STAFF AMENITIES	275.71	
3103	16/01/2026	WBC - CORPORATE MASTERCARD - ANH VO	CREDIT CARD PURCHASES		1541.07
	02/12/2025	REEF GROUP PTY LTD	RELOCATE SEA CONTAINERS	842.13	
	02/12/2025	CHARGEFOX P/L	EQUIPMENT RENTAL	48.18	
	05/12/2025	COLES	STAFF AMENITIES	4.45	
	05/12/2025	SPUD SHED	STAFF AMENITIES	30.00	
	08/12/2025	M&WA PTY LTD	STAFF AMENITIES	74.12	
	11/12/2025	WOOLWORTHS	STAFF AMENITIES	86.65	
	13/12/2025	WOOLWORTHS	STAFF RECOGNITION SERVICE	100.00	
	15/12/2025	WOOLWORTHS	STAFF AMENITIES	4.45	



Eastern Metropolitan Regional Council

PURCHASING CARDS AND CREDIT CARDS PAYMENTS LIST
FOR THE MONTHS OF NOVEMBER & DECEMBER 2025 & JANUARY 2026

Cheque / EFT No	Date	Payee		Amount	EFT Amount
	15/12/2025	M&WA PTY LTD	STAFF AMENITIES	73.92	
	16/12/2025	CITY OF BELMONT	COUNCIL FEES - PENALTY	250.00	
	22/12/2025	M&WA PTY LTD	STAFF AMENITIES	6.78	
	27/12/2025	M&WA PTY LTD	STAFF AMENITIES	3.39	
	04/01/2026	CARD FEE	CARD FEE	17.00	
3104	16/01/2026	WBC - CORPORATE MASTERCARD - ANNETTE NORTH	CREDIT CARD PURCHASES		1019.62
	03/01/2026	OFFICEWORKS	STAFF AMENITIES	47.92	
	03/01/2026	WOOLWORTHS	STAFF CATERING	67.92	
	09/01/2026	WOOLWORTHS	STAFF CATERING	147.38	
	09/01/2026	WOOLWORTHS	USED FOR PERSONAL USE IN ERROR	223.8	
	11/12/2025	WOOLWORTHS	STAFF REIMBURSEMENT TO EMRC	-223.8	
	09/01/2026	THE REJECT SHOP	STAFF CATERING	59.3	
	11/01/2026	FRESCA	STAFF CATERING	156.78	
	11/01/2026	METRO BASSENDEAN	STAFF CATERING	9.9	
	15/01/2026	DANISH PATISSERIE	STAFF FAREWELL CATERING	74.75	
	15/01/2026	DANISH PATISSERIE	STAFF FAREWELL CATERING	17.1	
	15/01/2026	DANISH PATISSERIE	STAFF FAREWELL CATERING	28.33	
	16/01/2026	WOOLWORTHS	STAFF FAREWELL VOUCHERS	215.8	
	16/01/2026	FRESCA	STAFF CATERING	156.78	
	16/01/2026	WOOLWORTHS	STAFF CATERING	20.66	
	04/01/2026	CARD FEE	CARD FEE	17.00	
3105	16/01/2026	WBC - CORPORATE MASTERCARD - DAVID SCHMIDT	CREDIT CARD PURCHASES		508.75
	04/12/2025	CANVA*	SUBSCRIPTION	164.99	
	27/12/2025	STARLINK INTERNET	INTERNET	278	
	01/01/2026	GOOGLE*GSUITE EMRC.ORG	SUBSCRIPTION	18.48	
	02/01/2026	EXETEL PTY LTD	MOBILE BROADBAND	30.28	
	04/01/2026	CARD FEE	CARD FEE	17.00	
3106	16/01/2026	WBC - CORPORATE MASTERCARD - GANGA DEVI	CREDIT CARD PURCHASES		17.00
	04/01/2026	CARD FEE	CARD FEE	17.00	
3107	16/01/2026	WBC - CORPORATE MASTERCARD - H LIEW	CREDIT CARD PURCHASES		17.00
	04/01/2026	CARD FEE	CARD FEE	17.00	
3108	16/01/2026	WBC - CORPORATE MASTERCARD - K NAKHONTHAT	CREDIT CARD PURCHASES		17.00
	04/01/2026	CARD FEE	CARD FEE	17.00	
3109	16/01/2026	WBC - CORPORATE MASTERCARD - M DAVIES	CREDIT CARD PURCHASES		517.64
	14/12/2025	WOOLWORTHS	STAFF AMENITIES	280.60	
	23/12/2025	SUBWAY	STAFF CATERING	133.00	
	30/12/2025	COLES	STAFF AMENITIES	39.60	
	30/12/2025	REDDY EXPRESS	STAFF AMENITIES	47.44	
	04/01/2026	CARD FEE	CARD FEE	17.00	
3110	16/01/2026	WBC - CORPORATE MASTERCARD - MARCUS GEISLER	CREDIT CARD PURCHASES		17.00
	04/01/2026	CARD FEE	CARD FEE	17.00	
3111	16/01/2026	WBC - CORPORATE MASTERCARD - S FITZPATRICK	CREDIT CARD PURCHASES		17.00
	04/01/2026	CARD FEE	CARD FEE	17.00	
3112	16/01/2026	WBC - CORPORATE MASTERCARD - STEPHEN W CONWAY	CREDIT CARD PURCHASES		116.9
	24/12/2025	SUBWAY	STAFF CATERING	99.9	
	04/01/2026	CARD FEE	CARD FEE	17.00	
3113	16/01/2026	WBC - CORPORATE MASTERCARD - T BEINHAUER	CREDIT CARD PURCHASES		871.98
	03/12/2025	COLES	STAFF AMENITIES	235.89	
	10/12/2025	COLES	STAFF AMENITIES	167.91	
	17/12/2025	COLES	STAFF AMENITIES	130.53	



Eastern Metropolitan Regional Council

PURCHASING CARDS AND CREDIT CARDS PAYMENTS LIST
FOR THE MONTHS OF NOVEMBER & DECEMBER 2025 & JANUARY 2026

Cheque / EFT No	Date	Payee		Amount	EFT Amount
	17/12/2025	TATHYA PTY LTD	STAFF AMENITIES	13.90	
	17/12/2025	AMD WA PTY LTD	STAFF CATERING	31.00	
	31/12/2025	COLES	STAFF AMENITIES	154.75	
	31/12/2025	OFFICEWORKS	HYGIENE SUPPLIES	121.00	
	04/01/2026	CARD FEE	CARD FEE	17.00	
3114	16/01/2026	WBC - CORPORATE MASTERCARD - T ECKSTEIN	CREDIT CARD PURCHASES		63.5
	15/12/2025	WOOLWORTHS	CATERING FOR MEETING	46.5	
	04/01/2026	CARD FEE	CARD FEE	17.00	
3115	16/01/2026	WBC - CORPORATE MASTERCARD - TIM CRAINE	CREDIT CARD PURCHASES		273.01
	04/12/2025	PESTROL.COM.AU	PROTECTIVE CLOTHING	318.98	
	09/12/2025	PESTROL.COM.AU	PROTECTIVE CLOTHING	-62.97	
	04/01/2026	CARD FEE	CARD FEE	17.00	
3116	16/01/2026	WBC - CORPORATE MASTERCARD - W HARRIS	CREDIT CARD PURCHASES		214.46
	15/12/2025	FAIRFAX SUBSCRIPTION	MONTHLY SUBSCRIPTION	69.99	
	15/12/2025	INTUIT MAILCHIMP	MONTHLY SUBSCRIPTION	95.47	
	24/12/2025	WANEWSDTI	MONTHLY SUBSCRIPTION	32.00	
	04/01/2026	CARD FEE	CARD FEE	17.00	
3117	16/01/2026	WBC - CORPORATE MASTERCARD - Z WILLIAMSON	CREDIT CARD PURCHASES		67.00
	04/12/2025	MURPHY'S TYRE POWER	PUNCTURE REPAIR	50.00	
	04/01/2026	CARD FEE	CARD FEE	17.00	
		TOTAL			46,476.83



14.2 FINANCIAL REPORT FOR THE PERIOD ENDING 30 NOVEMBER 2025

D2026/00279 (AF) | D2026/02410

PURPOSE OF REPORT

The purpose of this report is to provide Council with an overview of the EMRC's financial performance for the period ended 30 November 2025.

KEY POINT(S)

- Significant year to date budget variances greater than 10% or \$20,000, whichever is the greater, within each nature and type category on the Statement of Comprehensive Income as at 30 November 2025 have been identified and are reported on in the body of the report.
- The Financial Reports are unaudited and may be subject to amendments as a result of any audit adjustments.

RECOMMENDATION(S)

That Council receives the Statement of Comprehensive Income, Capital Expenditure Statement, Statement of Financial Position, Statement of Cash and Investments, Statement of Financial Activity and the Investment Report for the period ended 30 November 2025.

SOURCE OF REPORT

Employee Disclosure under s.5.70 of the *Local Government Act 1995*:

Author(s)	Manager Financial Services	Nil
Responsible Officer	Chief Financial Officer	Nil

BACKGROUND

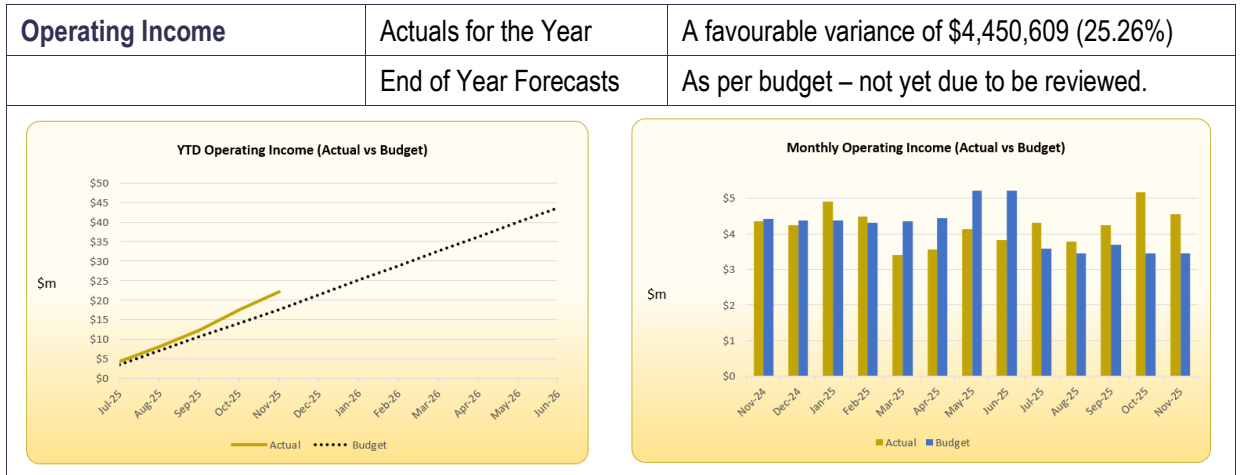
- 1 It is a requirement of the *Local Government (Financial Management) Regulations 1996* (r.34) that a Local Government is to prepare and present to Council financial reports in such a form as the Local Government considers to be appropriate.
- 2 Submitted to each meeting of Council is a financial report and summaries which provide an overview of year to date budget performance for operating activities and capital works. Variances greater than 10% or \$20,000, whichever is the greater, within each nature and type category on the Statement of Comprehensive Income are reported on in the body of the report. Also included are end of year forecasts by nature and type for operating activities and end of year forecasts for each capital works project. These forecasts are reviewed regularly in order to provide an accurate forecast of the end of year result.

REPORT

- 3 Outlined below are financial statements for the period ended 30 November 2025. Where possible the year to date monthly budget allocations will be reviewed in order to match the appropriate timing for the various projects budgeted to be undertaken. This will provide a better comparison between the year to date actual and year to date budget figures.

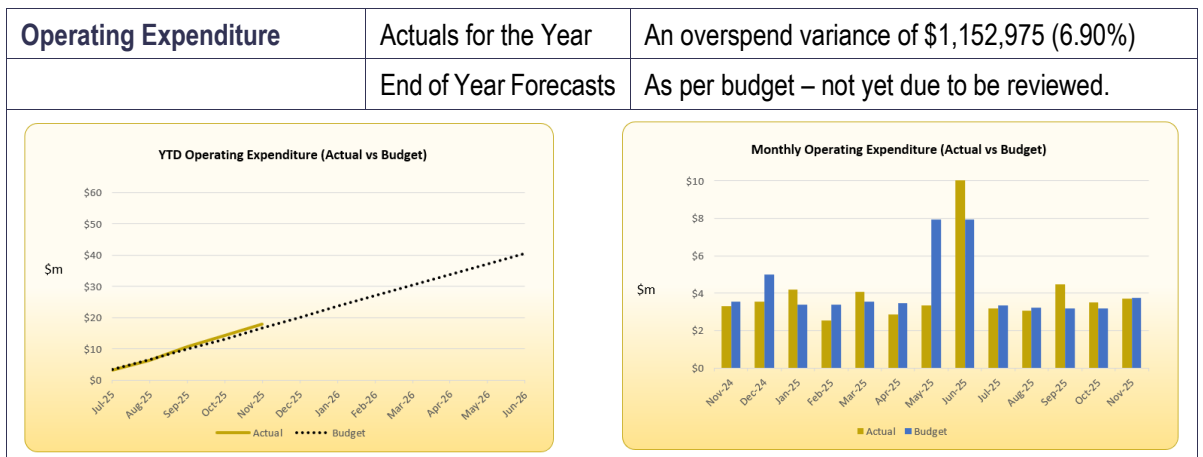
Statement of Comprehensive Income - Nature and Type (refer Attachment 1)

- 4 The net operating result as at 30 November 2025 is an favourable variance of \$3,297,634 (362.86%) against budget. The following information is provided on key aspects of Council's year to date financial performance:



Operating Income Variances previously reported to Council

- 5 Net User Charges of \$17,935,930 is above the budget by \$3,076,670 (20.71%). The variance is attributed to higher commercial tonnages received than anticipated.
- 6 Interest on Municipal Cash Investments of \$181,977 is above the budget by \$115,747 (174.77%) due to the higher investment rate achieved (4.49% average interest vs 3.25% budgeted) and higher available funds for investments.
- 7 Interest on Restricted Cash Investments of \$912,519 is above the budget by \$401,109 (78.43%). The variance is attributed to a higher balance in Restricted Cash Investments.
- 8 Other Income is \$873,292 (85.92%) higher the budgeted amount of \$1,016,375 is due to the additional income from the sale of Australian carbon credit units (ACCU) and ferricrete.
- 9 There were no further significant Operating Income variances as at 30 November 2025.



Operating Expenditure Variances previously reported to Council

- 10 Fuel Expenses of \$655,194 is \$210,734 (24.34%) below the budget. The variance is attributed to reduced plant utilisation resulting in lower fuel expenditure.
- 11 Insurance Expenses is \$90,850 (25.73%) below the budget of \$353,061 due to the lower than budgeted insurance premium for Waste Transfer Station from previous financial year.
- 12 Depreciation Expenses of \$4,951,778 is \$2,167,420 (77.84%) higher than the budget. The variance is primarily due to higher tonnages received in Class III and the new depreciation rate that has been applied to Class III cells in use.
- 13 Miscellaneous Expenses is below the budget by \$129,554 (19.18%) due to lower transportation costs incurred at the Waste Transfer Station. This decrease was a result of lower tonnages being received at the station.
- 14 Provision Expenses is above the budget by \$241,072 (24.40%). The main reason for this variance is the increased Class III tonnages received which has resulted in higher provisions for Post Closure Site Rehabilitation and Environmental Monitoring being required.

Operating Expenditure Variances not previously reported to Council

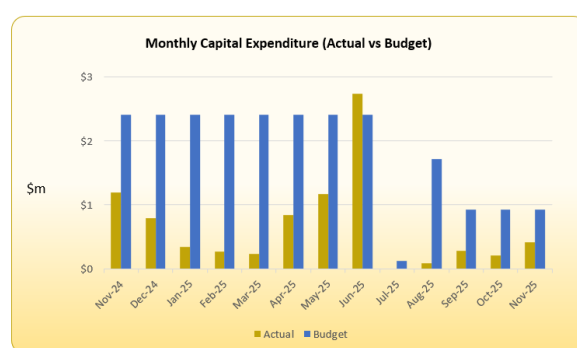
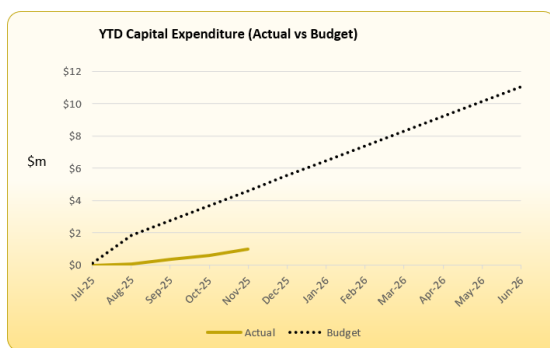
- 15 Salary Expenses is below the budget by \$838,281 (12.55%). This variance relates to budgeted positions yet to be filled together with unfilled vacant positions.
- 16 There were no further significant Operating Expenditure variances as at 30 November 2025.

Other Comprehensive Income	Actuals for the Year	Nil
	End of Year Forecasts	Nil

- 17 There were no significant Other Comprehensive Income variances as at 30 November 2025.

Capital Expenditure Statement (refer Attachment 2)

Capital Expenditure	Actuals for the Year	An underspend variance of \$3,623,198
	End of Year Forecasts	As per budget – not yet due to be reviewed.



Capital Expenditure Variances

- 18 An underspend variance of \$3,623,198 existed as at 30 November 2025 when compared to the budget of \$4,617,160

19 Capital expenditure totalling \$993,962 with the major capital expenditure being undertaken on the following:

- Construct Class III Cell Stage 18 - RHWMF - \$669,664;
- Purchase / Replace Minor Plant and Equipment - HRRP - \$54,012;
- Purchase / Replace Miscellaneous Equipment - HRRP - \$50,525;
- Construct Class III Cell Stage 17 - RHWMF - \$37,170;
- Purchase / Replace Vehicles - RHWMF - \$33,987;
- FOGO Pad Fence - RHWMF - \$26,698;
- FOGO Picking Station - RHWMF - \$26,500;
- Purchase FOGO Processing Plant - RHWMF - \$25,489;
- Construct Class III Cell Stage 19 - RHWMF - \$22,770;
- Construct Waste Transfer Station - HRRP - \$15,202 and
- FOGO Pad Cover & Associated Works - RHWMF - \$11,850.

20 As end of year forecasts are yet to be reviewed, the forecast balances as at 30 November 2025 are as per the budget estimates.

Statement of Financial Position (refer Attachment 3)

21 The Statement of Financial Position shows the overall impact of actual balances compared with budget provisions and end of year forecasts for operating and capital works activities.

22 Total Equity as at 30 November 2025 is \$56,575,123 showing a decrease of \$120,610,052 from the equity of \$177,185,175 as at 30 June 2025. The decrease is primarily attributed to the City of Swan Payout Provision of \$100,775,706 and Shire of Mundaring Payout Provision of \$24,040,764, partially offset by a surplus of \$4,206,418 on the Comprehensive Income Statement as at 30 November 2025.

23 As end of year forecasts are yet to be reviewed, the forecast balances as at 30 November 2025 are as per the budget estimates.

Statement of Cash and Investments (refer Attachment 4)

24 The level of cash and investments in the Municipal Fund as at 30 November 2025 is \$10,625,981 and Restricted Cash amount to \$69,983,270.

25 The net movement for the month is an increase of \$4,505,310.

26 As end of year forecasts are yet to be reviewed, the forecast balances as at 30 November 2025 are as per the budget estimates.

Statement of Financial Activity (refer Attachment 5)

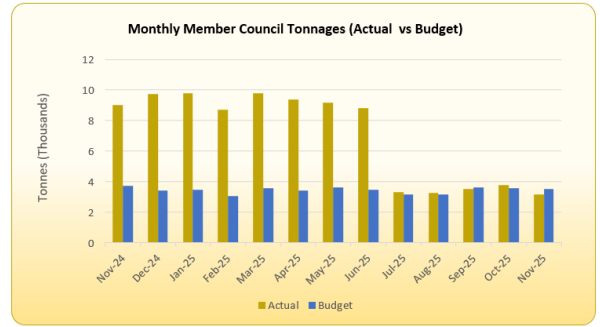
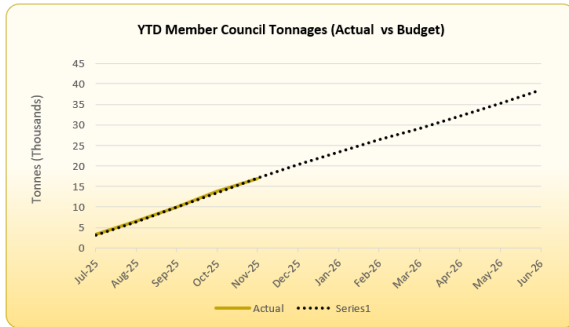
27 The Statement of Financial Activity combines information from other report to include Operating Revenue and Expenditure, Capital Income and Expenditure, and transfers to and from reserves.

28 The explanation of material variances can be found in the paragraphs under the "Statement of Comprehensive Income - Nature and Type" section.

Investment Report (refer Attachment 6)

- 29 Term deposits valued at \$7,500,000 matured during November 2025 and the entire amount was reinvested into further term deposits.

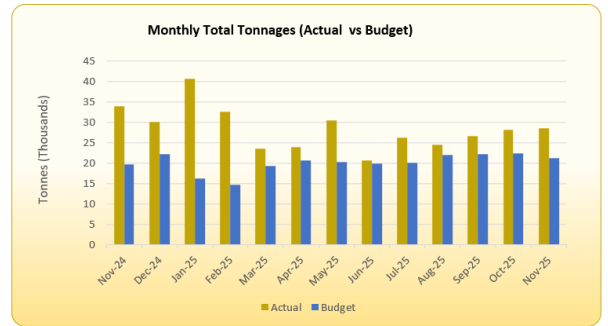
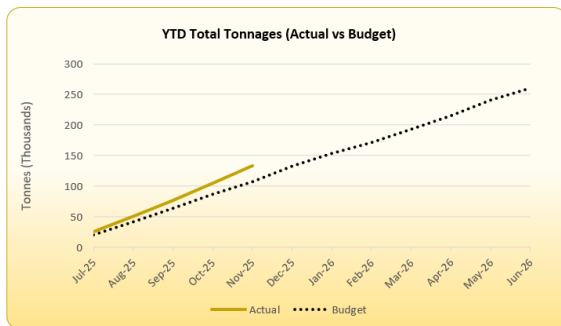
Red Hill Tonnages - Member Councils



- 30 Tonnages received from Member Councils at Red Hill Waste Management Facility were 16,989 tonnes compared to the budget of 17,031 tonnes.

- 31 This compared with 51,605 tonnes in the previous corresponding period. The main variance is due to the change in number of member councils.

Red Hill Tonnages – Total Tonnages



- 32 Total Red Hill tonnages received from all sources were 133,762 tonnes compared to the budget of 107,610 tonnes. The current market mix between commercial customers and member Council is 87.30% and 12.70% respectively.

- 33 Over the same period in 2024/2025 tonnages received from all sources totalled 133,714 tonnes.

STRATEGIC/POLICY IMPLICATIONS

- 34 Reporting on EMRC Strategic Policy implications align with the revised Strategic Plan 2017-2027 and the Sustainability Strategy.

FINANCIAL IMPLICATIONS

- 35 As outlined within the report and attachments.



SUSTAINABILITY IMPLICATIONS

36 Nil

RISK MANAGEMENT

Risk – Non-Compliance with Financial Regulations		
Consequence	Likelihood	Rating
Moderate	Unlikely	Moderate
Action/Strategy		
<ul style="list-style-type: none"> ➤ The financial report is scrutinised by the EMRC Council to ensure that all statutory requirements are met. ➤ Internal Audit reviews to ensure compliance with Financial Regulations. ➤ External Audit confirms compliance. 		

MEMBER COUNCIL IMPLICATIONS

Member Council	Implication Details
Town of Bassendean	} Nil
City of Bayswater	

ATTACHMENT(S)

1. Statement of Comprehensive Income by Nature and Type (D2025/02411)
2. Capital Expenditure Statement (D2025/02412)
3. Statement of Financial Position (D2025/02413)
4. Statement of Cash and Investments (D2025/02414)
5. Statement of Financial Activity (D2025/02415)
6. Investment Report (D2025/02416)

VOTING REQUIREMENT

Simple Majority

RECOMMENDATION(S)

That Council receives the Statement of Comprehensive Income, Capital Expenditure Statement, Statement of Financial Position, Statement of Cash and Investments, Statement of Financial Activity and the Investment Report for the period ended 30 November 2025.

COUNCIL RESOLUTION(S)

MOVED CR POLIWKA

SECONDED CR HAMILTON

THAT COUNCIL RECEIVES THE STATEMENT OF COMPREHENSIVE INCOME, CAPITAL EXPENDITURE STATEMENT, STATEMENT OF FINANCIAL POSITION, STATEMENT OF CASH AND INVESTMENTS, STATEMENT OF FINANCIAL ACTIVITY AND THE INVESTMENT REPORT FOR THE PERIOD ENDED 30 NOVEMBER 2025.

CARRIED UNANIMOUSLY

STATEMENT OF COMPREHENSIVE INCOME

Nature and Type

Year to Date			November 2025			Full Year			
Actual	Budget	Variance			Forecast	Budget	Variance		
Operating Income									
\$27,370,769	\$23,170,415	\$4,200,354	(F)	User Charges	\$55,608,977	\$55,608,977		\$0	(F)
(\$9,434,839)	(\$8,311,155)	(\$1,123,684)	(U)	<u>Less</u> Landfill Levy Charges	(\$19,946,784)	(\$19,946,784)		\$0	(F)
\$17,935,930	\$14,859,260	\$3,076,670	(F)	Net User Charges	\$35,662,193	\$35,662,193		\$0	(F)
\$0	\$614	(\$614)	(U)	Contributions	\$7,365	\$7,365		\$0	(F)
\$357,400	\$357,000	\$400	(F)	Operating Grants	\$2,107,000	\$2,107,000		\$0	(F)
\$181,977	\$66,230	\$115,747	(F)	Interest Municipal Cash Investments	\$158,951	\$158,951		\$0	(F)
\$912,519	\$511,410	\$401,109	(F)	Interest Restricted Cash Investments	\$1,227,375	\$1,227,375		\$0	(F)
\$761,069	\$779,860	(\$18,791)	(U)	Reimbursements	\$1,871,673	\$1,871,673		\$0	(F)
\$1,889,667	\$1,016,375	\$873,292	(F)	Other	\$2,439,285	\$2,439,285		\$0	(F)
\$32,045	\$29,249	\$2,796	(F)	Proceeds from Sale of Assets	\$160,000	\$160,000		\$0	(F)
\$22,070,607	\$17,619,998	\$4,450,609	(F)	Total Operating Income	\$43,633,842	\$43,633,842		\$0	(F)
Operating Expenditure									
\$5,843,437	\$6,681,718	\$838,281	(F)	Salary Expenses	\$15,855,118	\$15,855,118		\$0	(F)
\$3,552,280	\$3,455,272	(\$97,008)	(U)	Contract Expenses	\$9,102,046	\$9,102,046		\$0	(F)
\$604,667	\$669,523	\$64,856	(F)	Material Expenses	\$1,583,122	\$1,583,122		\$0	(F)
\$225,685	\$225,091	(\$594)	(U)	Utility Expenses	\$542,444	\$542,444		\$0	(F)
\$655,194	\$865,928	\$210,734	(F)	Fuel Expenses	\$2,069,203	\$2,069,203		\$0	(F)
\$262,211	\$353,061	\$90,850	(F)	Insurance Expenses	\$918,074	\$918,074		\$0	(F)
\$4,951,778	\$2,784,358	(\$2,167,420)	(U)	Depreciation Expenses	\$6,674,450	\$6,674,450		\$0	(F)
\$545,861	\$675,415	\$129,554	(F)	Miscellaneous Expenses	\$1,458,798	\$1,458,798		\$0	(F)
\$1,228,967	\$987,895	(\$241,072)	(U)	Provision Expenses	\$2,370,947	\$2,370,947		\$0	(F)
(\$5,891)	\$12,953	\$18,844	(F)	Costs Allocated	\$0	\$0		\$0	(F)
\$0	\$0	\$0	(F)	Carrying Amount of Assets Disposed Of	\$98,783	\$98,783		\$0	(F)
\$17,864,189	\$16,711,214	(\$1,152,975)	(U)	Total Operating Expenditure	\$40,672,985	\$40,672,985		\$0	(F)
4,206,418	\$908,784	\$3,297,634	(F)	NET RESULT BEFORE OTHER COMPREHENSIVE INCOME	\$2,960,857	\$2,960,857		\$0	(F)
Surplus	Surplus				Surplus	Surplus			
Other Comprehensive Income									
\$0	\$0	\$0	(F)	Revaluation of Assets/Accumulated Depreciation Reversal	\$0	\$0		\$0	(F)
\$0	\$0	\$0	(F)	Total Other Comprehensive Income	\$0	\$0		\$0	(F)
\$4,206,418	\$908,784	\$3,297,634	(F)	CHANGE IN NET ASSETS FROM OPERATIONS	\$2,960,857	\$2,960,857		\$0	(F)
Surplus	Surplus				Surplus	Surplus			

Notes:

1. User Charges - include member Councils and casual users pertaining to waste, risk management and environmental services fees and charges;
2. Special Charges - Waste Education Levy;
3. Contributions - member Councils' contributions to projects and services;
4. Operating Grants - grant income predominantly from government agencies; and
5. Other Operating Income - includes income from the sale of products;

(F) denotes Favourable variance and (U) denotes Unfavourable variance



CAPITAL EXPENDITURE STATEMENT

NOVEMBER 2025

Year to Date			On Order	Full Year			
Actual	Budget	Variance		Forecast*	Budget*	Variance	
Business Support							
\$0	\$550	\$550	\$0	Extend Ascot PV & EV Charging (24399/28)	\$1,320	\$1,320	\$0
\$0	\$2,000	\$2,000	\$0	Purchase Furniture Fittings & Equipment - Corporate Services (24510/01)	\$4,800	\$4,800	\$0
\$0	\$73,330	\$73,330	\$0	Purchase Information Technology & Communication Equipment (24550/00)	\$176,000	\$176,000	\$0
\$1,425	\$0	(\$1,425)	(\$682)	Capital Improvement Administration Building (25240/01)	\$0	\$0	\$0
\$0	\$1,020	\$1,020	\$0	Upgrade Security Equipment - Ascot Place (25530/01)	\$2,450	\$2,450	\$0
\$1,425	\$76,900	\$75,475	\$0		\$184,570	\$184,570	\$0



CAPITAL EXPENDITURE STATEMENT

NOVEMBER 2025

Year to Date			On Order		Full Year		
Actual	Budget	Variance			Forecast*	Budget*	Variance
Operations Team							
\$0	\$16,665	\$16,665	\$13,885	Construct Waste Management Facility Buildings - Red Hill Landfill Facility (24250/01)	\$40,000	\$40,000	\$0
\$15,202	\$166,665	\$151,463	\$0	Construct Waste Transfer Station - HRRP (24259/10)	\$400,000	\$400,000	\$0
\$0	\$0	\$0	\$0	Construct Wood Waste to Energy Building (Commissioning) - HRRP (24259/18)	\$0	\$0	\$0
\$37,170	\$0	(\$37,170)	\$0	Construct Class III Cell Stage 17 - Red Hill Landfill Facility (24310/21)	\$0	\$0	\$0
\$669,664	\$1,078,485	\$408,821	\$0	Construct Class III Cell Stage 18 - Red Hill Landfill Facility (24310/22)	\$2,588,374	\$2,588,374	\$0
\$22,770	\$239,580	\$216,810	\$0	Construct Class III Cell Stage 19 - Red Hill Landfill Facility (24310/23)	\$575,000	\$575,000	\$0
\$0	\$31,250	\$31,250	\$0	Construct Class III Cell Stage 20 - Red Hill Landfill Facility (24310/24)	\$75,000	\$75,000	\$0
\$0	\$20,830	\$20,830	\$0	Design and Construct Class IV Cell Stage 3 - Red Hill Landfill Facility (24330/05)	\$50,000	\$50,000	\$0
\$0	\$20,830	\$20,830	\$0	Construct Leachate and Stormwaste Infrastructure and Siltation Ponds - Red Hill Landfill Facility (24350/01)	\$50,000	\$50,000	\$0
\$0	\$20,830	\$20,830	\$42,420	Construct Roads / Carparks - Red Hill Landfill Facility (24370/00)	\$50,000	\$50,000	\$0
\$0	\$137,500	\$137,500	\$0	Construct Access Road to Lots 8 9 10 - Red Hill Landfill Facility (24370/02)	\$330,000	\$330,000	\$0
\$0	\$20,830	\$20,830	\$0	Construct Drainage Diversion and Earthworks Infrastructures - Red Hill Landfill Facility (24380/00)	\$50,000	\$50,000	\$0
\$3,683	\$91,660	\$87,977	\$0	Construct Drainage Works to Lots 8 9 10 - Red Hill Landfill Facility (24380/01)	\$220,000	\$220,000	\$0



CAPITAL EXPENDITURE STATEMENT

NOVEMBER 2025

Year to Date			On Order		Full Year		
Actual	Budget	Variance			Forecast*	Budget*	Variance
Operations Team							
\$0	\$16,665	\$16,665	\$0	Construct Litter Fence - Redhill Landfill Facility (24394/05)	\$40,000	\$40,000	\$0
\$6,651	\$570,830	\$564,179	\$1,316,574	Relocate Garden Organics Processing area - Red Hill Landfill Facility (24395/04)	\$1,370,000	\$1,370,000	\$0
\$3,000	\$20,830	\$17,830	\$4,545	Construct FOGO Processing Area - Red Hill Landfill Facility (24395/05)	\$50,000	\$50,000	\$0
\$26,500	\$20,830	(\$5,670)	\$0	FOGO Picking Station - Red Hill Landfill Facility (24395/11)	\$50,000	\$50,000	\$0
\$26,698	\$62,500	\$35,802	\$0	FOGO Pad Fence - Red Hill Landfill Facility (24395/12)	\$150,000	\$150,000	\$0
\$11,850	\$754,770	\$742,920	\$0	FOGO Pad Cover & Associated Works - Red Hill Landfill Facility (24395/13)	\$1,811,456	\$1,811,456	\$0
\$0	\$52,080	\$52,080	\$0	Project & Engineering Hazelmere - Construct Other (24399/03)	\$125,000	\$125,000	\$0
\$0	\$10,415	\$10,415	\$29,502	Air Supply lines - Waste Management Structures - Red Hill Landfill Facility (24399/10)	\$25,000	\$25,000	\$0
\$0	\$41,665	\$41,665	\$0	Develop Lots 8 9 & 10 For Future Waste Activities - Red Hill Landfill Facility (24399/19)	\$100,000	\$100,000	\$0
\$0	\$10,415	\$10,415	\$2,961	Gas Extraction System Wells - Red Hill Landfill Facility (24399/20)	\$25,000	\$25,000	\$0
\$0	\$0	\$0	\$0	Design and Construct Air Pollution Control Residue Facility (APCR) Monocell - Red Hill Landfill Faci (24399/32)	\$0	\$0	\$0
\$0	\$625,000	\$625,000	\$1,029,958	Purchase / Replace Plant - Red Hill Landfill Facility (24410/00)	\$1,500,000	\$1,500,000	\$0
\$0	\$229,165	\$229,165	\$0	Purchase / Replace Plant - Hazelmere (24410/01)	\$550,000	\$550,000	\$0
\$25,489	\$20,830	(\$4,659)	\$0	Purchase FOGO Processing Plant - Red Hill Landfill Facility (24410/10)	\$50,000	\$50,000	\$0



CAPITAL EXPENDITURE STATEMENT

NOVEMBER 2025

Year to Date			On Order	Full Year			
Actual	Budget	Variance		Forecast*	Budget*	Variance	
Operations Team							
\$0	\$67,080	\$67,080	\$0	Purchase / Replace Minor Plant and Equipment-Red Hill Landfill Facility (24420/00)	\$161,000	\$161,000	\$0
\$54,012	\$55,000	\$988	\$0	Purchase / Replace Minor Plant and Equipment - Hazelmere (24420/02)	\$132,000	\$132,000	\$0
\$33,987	\$19,580	(\$14,407)	\$488	Purchase / Replace Vehicles - Red Hill Landfill Facility (24430/00)	\$47,000	\$47,000	\$0
\$0	\$4,165	\$4,165	\$0	Purchase / Replace Security System - Hazelmere (24530/10)	\$10,000	\$10,000	\$0
\$0	\$4,165	\$4,165	\$0	Waste Transfer Station - CCTV and Network - HRRP (24530/11)	\$10,000	\$10,000	\$0
\$0	\$11,665	\$11,665	\$0	Purchase Information Technology & Communication Equipment - Hazelmere (24550/03)	\$28,000	\$28,000	\$0
\$0	\$5,000	\$5,000	\$0	Purchase Information Technology & Communication Equipment - Baywaste (24550/04)	\$12,000	\$12,000	\$0
\$0	\$11,250	\$11,250	\$0	Purchase Information Technology & Communication Equipment - Red Hill Admin (24550/05)	\$27,000	\$27,000	\$0
\$0	\$2,500	\$2,500	\$0	Purchase Information Technology & Communication Equipment - Red Hill Weighbridge (24550/06)	\$6,000	\$6,000	\$0
\$0	\$20,830	\$20,830	\$0	Purchase / Replace Other Equipment - Red Hill Landfill Facility (24590/00)	\$50,000	\$50,000	\$0
\$50,525	\$8,330	(\$42,195)	\$0	Purchase / Replace Miscellaneous Equipment - Hazelmere (24590/02)	\$20,000	\$20,000	\$0



CAPITAL EXPENDITURE STATEMENT

NOVEMBER 2025

Year to Date			On Order	Full Year			
Actual	Budget	Variance		Forecast*	Budget*	Variance	
Operations Team							
\$0	\$2,080	\$2,080	\$0	Purchase Office Furniture and Fittings - Hazelmere Office (24610/10)	\$5,000	\$5,000	\$0
\$0	\$2,080	\$2,080	\$0	Purchase Furniture and Fittings - Hazelmere Workshop (24610/11)	\$5,000	\$5,000	\$0
\$0	\$45,415	\$45,415	\$0	Refurbish Plant - Red Hill Landfill Facility (25410/00)	\$109,000	\$109,000	\$0
\$5,336	\$0	(\$5,336)	\$0	Refurbish Plant - Hazelmere (25410/01)	\$0	\$0	\$0
\$992,537	\$4,540,260	\$3,547,723	\$2,440,333		\$10,896,831	\$10,896,831	(\$0)
\$993,962	\$4,617,160	\$3,623,198	\$2,440,333	TOTAL CAPITAL EXPENDITURE	\$11,081,401	\$11,081,401	\$0



STATEMENT OF FINANCIAL POSITION

NOVEMBER 2025

Actual June 2025	Actual Year to Date	(F) = Favourable variation (U) = Unfavourable variation	Full Year		
			Forecast	Budget	Variance
Current Assets					
\$2,307,218	\$2,609,251	Cash and Cash Equivalents	\$33,594,001	\$33,594,001	\$0 (F)
\$71,500,000	\$78,000,000	Investments	\$0	\$0	\$0 (F)
\$5,795,731	\$4,695,184	Trade and Other Receivables	\$4,088,629	\$4,088,629	\$0 (F)
\$112,987	\$117,303	Inventories	\$39,035	\$39,035	\$0 (F)
\$39,308	\$525,183	Other Assets	\$67,382	\$67,382	\$0 (F)
\$79,755,244	\$85,946,921	Total Current Assets	\$37,789,047	\$37,789,047	\$0 (F)
Current Liabilities					
\$11,152,225	\$8,036,629	Trade and Other Payables	\$7,302,539	\$7,302,539	\$0 (F)
\$34,409,635	\$34,323,706	Provisions*	\$2,888,934	\$2,888,934	\$0 (F)
\$45,561,860	\$42,360,335	Total Current Liabilities	\$10,191,473	\$10,191,473	\$0 (F)
\$34,193,384	\$43,586,586	Net Current Assets	\$27,597,574	\$27,597,574	\$0 (F)
Non Current Assets					
\$73,340,000	\$73,340,000	Land	\$47,850,257	\$47,850,257	\$0 (F)
\$21,391,459	\$21,075,221	Buildings	\$30,976,537	\$30,976,537	\$0 (F)
\$32,593,577	\$31,411,504	Structures	\$56,149,200	\$56,149,200	\$0 (F)
\$14,906,252	\$12,798,563	Plant	\$22,381,126	\$22,381,126	\$0 (F)
\$1,273,012	\$1,081,282	Equipment	\$2,955,435	\$2,955,435	\$0 (F)
\$127,459	\$120,199	Furniture and Fittings	\$209,836	\$209,836	\$0 (F)
\$8,169,031	\$8,016,204	Work in Progress	\$10,562,667	\$10,562,667	\$0 (F)
\$151,800,790	\$147,842,973	Total Non Current Assets	\$171,085,058	\$171,085,058	\$0 (F)
Non Current Liabilities					
\$8,808,999	\$134,854,436	Provisions*	\$135,803,992	\$135,803,992	\$0 (F)
\$8,808,999	\$134,854,436	Total Non Current Liabilities	\$135,803,992	\$135,803,992	\$0 (F)
\$177,185,175	\$56,575,123	Net Assets	\$62,878,640	\$62,878,640	\$0 (F)
Equity					
\$33,793,552	\$47,656,865	Accumulated Surplus/Deficit	\$1,282,614	\$1,282,614	\$0 (F)
\$62,297,674	\$62,297,674	Asset Revaluation Reserve	\$30,374,026	\$30,374,026	\$0 (F)
\$67,230,636	\$67,230,636	Cash Backed Reserves	\$28,261,143	\$28,261,143	\$0 (F)
\$0	(\$124,816,470)	Equity Payout	\$0	\$0	\$0 (F)
\$13,863,313	\$4,206,418	Net change in assets from operations	\$2,960,857	\$2,960,857	\$0 (F)
\$177,185,175	\$56,575,123	Total Equity	\$62,878,640	\$62,878,640	\$0 (F)

*Current Liabilities - Provisions include City of Kalamunda Payout Provision of \$31,717,882.

*Non Current Liabilities - Provisions include City of Swan Payout Provision of \$100,775,706 and Shire of Mundaring Payout Provision of \$24,040,764.



CASH AND INVESTMENTS

NOVEMBER 2025

Actual June 2025	Actual Year to Date	(F) = Favourable variation (U) = Unfavourable variation	Full Year		
			Forecast	Budget	Variance
Municipal Cash and Investments					
2,303,368	2,605,401	Cash at Bank - Municipal Fund 01001/00	2,158,951	2,158,951	0 (F)
3,850	3,850	Cash on Hand 01019/00 - 02	3,850	3,850	0 (F)
4,269,364	8,016,730	Investments - Municipal Fund 02021/00	3,170,057	3,170,057	0 (F)
6,576,582	10,625,981	Total Municipal Cash	5,332,858	5,332,858	0 (F)
Restricted Cash and Investments					
1,479,731	546,916	Restricted Investments - Plant and Equipment 02022/01	1,475,254	1,475,254	0 (F)
4,853,325	5,030,794	Restricted Investments - Post Closure Site Rehabilitation Red Hill 02022/02	3,395,153	3,395,153	0 (F)
6,991,417	5,250,321	Restricted Investments - Future Development 02022/03	6,510,148	6,510,148	0 (F)
4,404,275	4,565,324	Restricted Investments - Environmental Monitoring Red Hill 02022/04	917,544	917,544	0 (F)
5,669,768	5,878,828	Restricted Investments - Class IV Cells Red Hill 02022/07	4,901,634	4,901,634	0 (F)
1,595,150	1,861,856	Restricted Investments - Class III Cells 02022/10	711,402	711,402	0 (F)
6,268,110	6,497,313	Restricted Investments - EastLink Relocation 02022/13	1,416,772	1,416,772	0 (F)
6,162,728	10,499,711	Restricted Investments - Committed Funds 02022/14	6,823,043	6,823,043	0 (F)
28,546,094	28,546,094	Restricted Investments - Equity Reserve 02022/15	782,061	782,061	0 (F)
1,260,038	1,306,113	Restricted Investments - Long Service Leave 02022/90	1,328,132	1,328,132	0 (F)
67,230,636	69,983,270	Total Restricted Cash	28,261,143	28,261,143	0 (F)
73,807,218	80,609,251	TOTAL CASH AND INVESTMENTS	33,594,001	33,594,001	0 (F)

The Cash at Bank - Municipal Fund represents the balance on the last day of the relevant month. Any portion of the balance available for investment is transferred into the Investment - Municipal Fund account in the following period. Funds held in the Cash at Bank - Municipal Fund continue to accrue interest as per the Westpac commercial rates.



STATEMENT OF FINANCIAL ACTIVITY November 2025

Year to Date				Full Year		
Actual	Budget	Variance		Forecast	Budget	Variance
(F) = Favourable variation (U) = Unfavourable variation						
OPERATING ACTIVITIES						
Revenue from operating activities						
\$27,370,769	\$23,170,415	\$4,200,354	(F)	\$55,608,977	\$55,608,977	\$0 (F)
\$1,118,469	\$1,137,474	(\$19,005)	(U)	\$3,986,038	\$3,986,038	\$0 (F)
\$1,094,496	\$577,640	\$516,856	(F)	\$1,386,326	\$1,386,326	\$0 (F)
\$1,889,667	\$1,016,375	\$873,292	(F)	\$2,439,285	\$2,439,285	\$0 (F)
\$32,045	\$29,249	\$2,796	(F)	\$61,217	\$61,217	\$0 (F)
\$31,505,446	\$25,931,153	\$5,574,293	(F)	\$63,481,843	\$63,481,843	\$0 (F)
Expenditure from operating activities						
(\$5,843,437)	(\$6,681,718)	\$838,281	(F)	(\$15,855,118)	(\$15,855,118)	\$0 (F)
(\$4,156,947)	(\$4,124,795)	(\$32,152)	(U)	(\$10,685,168)	(\$10,685,168)	\$0 (F)
(\$225,685)	(\$225,091)	(\$594)	(U)	(\$542,444)	(\$542,444)	\$0 (F)
(\$4,951,778)	(\$2,784,358)	(\$2,167,420)	(U)	(\$6,674,450)	(\$6,674,450)	\$0 (F)
(\$262,211)	(\$353,061)	\$90,850	(F)	(\$918,074)	(\$918,074)	\$0 (F)
(\$11,858,970)	(\$10,853,346)	(\$1,005,624)	(U)	(\$25,845,732)	(\$25,845,732)	\$0 (F)
(\$27,299,028)	(\$25,022,369)	(\$2,276,659)	(U)	(\$60,520,986)	(\$60,520,986)	\$0 (F)
\$7,062,772	\$14,380,858	(\$7,318,086)	(U)	\$8,631,722	\$8,631,722	\$0 (F)
\$11,269,190	\$15,289,642	(\$4,020,452)	(U)	\$11,592,579	\$11,592,579	\$0 (F)
Amount attributable to operating activities						
INVESTING ACTIVITIES						
Inflows from investing activities						
\$32,045	\$29,249	\$2,796	(F)	\$160,000	\$160,000	\$0 (F)
\$32,045	\$29,249	\$2,796	(F)	\$160,000	\$160,000	\$0 (F)
Outflows from investing activities						
(\$544,405)	(\$1,629,335)	\$1,084,930	(F)	(\$3,910,450)	(\$3,910,450)	\$0 (F)
(\$1,363,627)	(\$3,508,185)	\$2,144,558	(F)	(\$7,170,950)	(\$7,170,950)	\$0 (F)
(\$1,908,032)	(\$5,137,520)	\$3,229,488	(F)	(\$11,081,401)	(\$11,081,401)	\$0 (F)
(\$1,875,987)	(\$5,108,271)	\$3,232,284	(F)	(\$10,921,401)	(\$10,921,401)	\$0 (F)
Amount attributable to investing activities						
FINANCING ACTIVITIES						
Inflows from financing activities						
\$6,187,835	\$7,678,110	(\$1,490,275)	(U)	\$18,427,499	\$18,427,499	\$0 (F)
\$6,187,835	\$7,678,110	(\$1,490,275)	(U)	\$18,427,499	\$18,427,499	\$0 (F)
Outflows from financing activities						
(\$8,940,469)	(\$1,466,300)	(\$7,474,169)	(U)	(\$3,519,176)	(\$3,519,176)	\$0 (F)
(\$8,940,469)	(\$1,466,300)	(\$7,474,169)	(U)	(\$3,519,176)	(\$3,519,176)	\$0 (F)
(\$2,752,634)	\$6,211,810	(\$8,964,444)	(U)	\$14,908,323	\$14,908,323	\$0 (F)
Amount attributable to financing activities						
MOVEMENT IN SURPLUS OR DEFICIT						
(\$33,037,253)	(\$16,243,070)	(\$16,794,183)	(U)	(\$16,243,070)	(\$16,243,070)	\$0 (F)
\$11,269,190	\$15,289,642	(\$4,020,452)	(U)	\$11,592,579	\$11,592,579	\$0 (F)
(\$1,875,987)	(\$5,108,271)	\$3,232,284	(F)	(\$10,921,401)	(\$10,921,401)	\$0 (F)
(\$2,752,634)	\$6,211,810	(\$8,964,444)	(U)	\$14,908,323	\$14,908,323	\$0 (F)
(\$26,396,684)	\$150,111	(\$26,546,795)	(U)	(\$663,569)	(\$663,569)	\$0 (F)

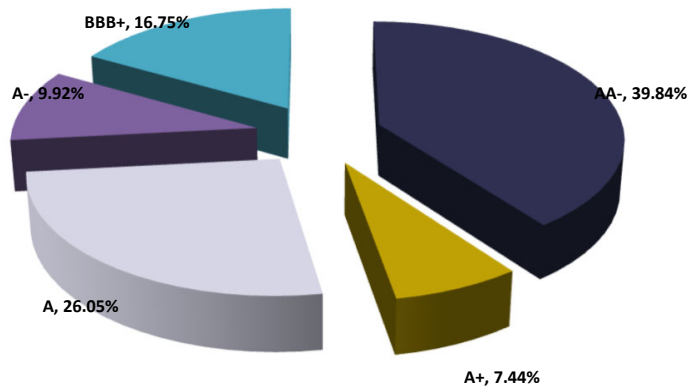
EMRC Investment Report

November 2025

I. Overall Portfolio Limits

S&P Long Term Rating	% Portfolio	Investment Maximum %
AA-	39.84%	100.00%
A+	7.44%	100.00%
A	26.05%	100.00%
A-	9.92%	100.00%
BBB+	16.75%	40.00%
	<u>100.00%</u>	

Investment by S&P Rating



II. Single Entity Exposure

	S&P Long Term Rating	% Portfolio	
ANZ Banking Group	AA-	0.00%	
AMP	BBB+	16.75%	*
NAB	AA-	3.72%	
Westpac / St. George Bank	AA-	36.12%	
Suncorp	A+	7.44%	*
BOQ / ME Bank	A-	9.92%	*
Rabobank	A	26.05%	
Bendigo	A-	0.00%	*
Commonwealth Bank	AA-	0.00%	
		<u>100.00%</u>	

* Non-Fossil Fuel ADI (Authorised Deposit Taking Institution)

III. Term to Maturity Framework

Maturity Profile	Investment Policy Guidelines		
	% Portfolio	% Min	% Max
Less Than 1 Year	100.00%	40%	100%
Greater than 1 year & less than or equal to 3 years	0.00%	0%	60%
	<u>100.00%</u>		

IV. Fossil Fuel Divestment

	% Portfolio
Non-Fossil Fuel ADI's	34.12%
Fossil Fuel ADI's	65.88%
	<u>100.00%</u>



14.3 FINANCIAL REPORT FOR THE PERIOD ENDING 31 DECEMBER 2025

D2026/00966 (AF) | D2026/02417

PURPOSE OF REPORT

The purpose of this report is to provide Council with an overview of the EMRC's financial performance for the period ended 31 December 2025.

KEY POINT(S)

- Significant year to date budget variances greater than 10% or \$20,000, whichever is the greater, within each nature and type category on the Statement of Comprehensive Income as at 31 December 2025 have been identified and are reported on in the body of the report.
- The Financial Reports are unaudited and may be subject to amendments as a result of any audit adjustments.

RECOMMENDATION(S)

That Council receives the Statement of Comprehensive Income, Capital Expenditure Statement, Statement of Financial Position, Statement of Cash and Investments, Statement of Financial Activity and the Investment Report for the period ended 31 December 2025.

SOURCE OF REPORT

Employee Disclosure under s.5.70 of the *Local Government Act 1995*:

Author(s)	Manager Financial Services	Nil
Responsible Officer	Chief Financial Officer	Nil

BACKGROUND

- 1 It is a requirement of the *Local Government (Financial Management) Regulations 1996* (r.34) that a Local Government is to prepare and present to Council financial reports in such a form as the Local Government considers to be appropriate.
- 2 Submitted to each meeting of Council is a financial report and summaries which provide an overview of year to date budget performance for operating activities and capital works. Variances greater than 10% or \$20,000, whichever is the greater, within each nature and type category on the Statement of Comprehensive Income are reported on in the body of the report. Also included are end of year forecasts by nature and type for operating activities and end of year forecasts for each capital works project. These forecasts are reviewed regularly in order to provide an accurate forecast of the end of year result.

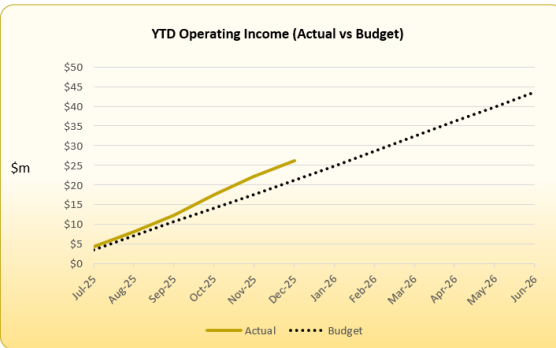
REPORT

- 3 Outlined below are financial statements for the period ended 31 December 2025. Where possible the year to date monthly budget allocations will be reviewed in order to match the appropriate timing for the various projects budgeted to be undertaken. This will provide a better comparison between the year to date actual and year to date budget figures.

Statement of Comprehensive Income - Nature and Type (refer Attachment 1)

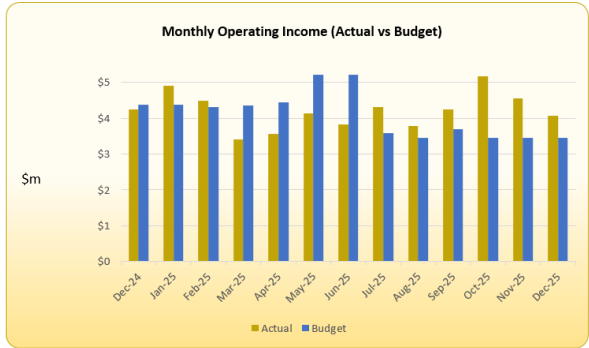
- 4 The net operating result as at 31 December 2025 is an favourable variance of \$3,571,076 (471.29%) against budget. The following information is provided on key aspects of Council's year to date financial performance:

Operating Income	Actuals for the Year	A favourable variance of \$5,064,477 (24.04%)
	End of Year Forecasts	As per budget – not yet due to be reviewed.



YTD Operating Income (Actual vs Budget)

This line chart compares actual operating income (solid yellow line) against the budget (dotted black line) from July 2025 to June 2026. The y-axis represents income in millions of dollars (\$m), ranging from \$0 to \$50. The actual income consistently stays above the budget line, indicating a favourable variance throughout the period.



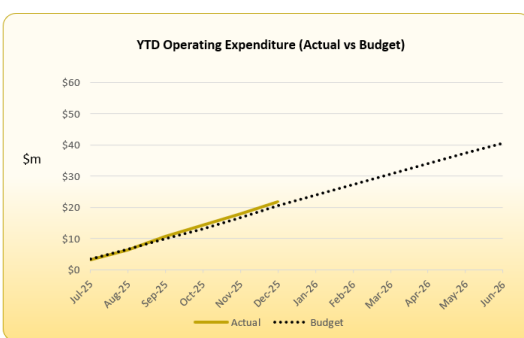
Monthly Operating Income (Actual vs Budget)

This bar chart compares actual monthly operating income (yellow bars) against the budgeted monthly operating income (blue bars) from December 2024 to December 2025. The y-axis represents income in millions of dollars (\$m), ranging from \$0 to \$5. Actual income is generally higher than budgeted income, with a significant peak in June 2025.

Operating Income Variances previously reported to Council

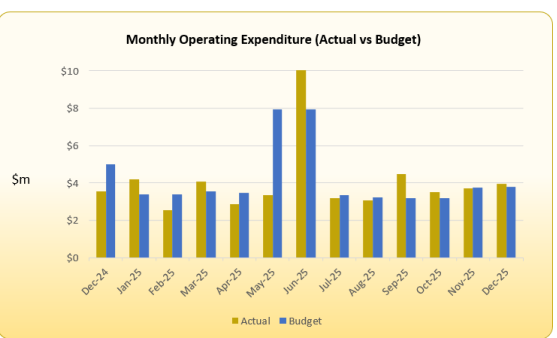
- 5 Net User Charges of \$21,459,533 is above the budget by \$3,628,421 (20.35%). The variance is attributed to higher commercial tonnages received than anticipated.
- 6 Interest on Municipal Cash Investments of \$243,044 is above the budget by \$163,568 (205.81%) due to the higher investment rate achieved (4.49% average interest vs 3.25% budgeted) and higher available funds for investments.
- 7 Interest on Restricted Cash Investments of \$1,090,047 is above the budget by \$476,355 (77.62%). The variance is attributed to a higher balance in Restricted Cash Investments.
- 8 Other Income is \$844,942 (69.28%) higher the budgeted amount of \$1,219,650 is due to the additional income from the sale of Australian carbon credit units (ACCU) and ferricrete.
- 9 There were no further significant Operating Income variances as at 31 December 2025.

Operating Expenditure	Actuals for the Year	An overspend variance of \$1,493,401 (7.35%)
	End of Year Forecasts	As per budget – not yet due to be reviewed.



YTD Operating Expenditure (Actual vs Budget)

This line chart compares actual operating expenditure (solid yellow line) against the budget (dotted black line) from July 2025 to June 2026. The y-axis represents expenditure in millions of dollars (\$m), ranging from \$0 to \$60. The actual expenditure consistently stays above the budget line, indicating an overspend throughout the period.



Monthly Operating Expenditure (Actual vs Budget)

This bar chart compares actual monthly operating expenditure (yellow bars) against the budgeted monthly operating expenditure (blue bars) from December 2024 to December 2025. The y-axis represents expenditure in millions of dollars (\$m), ranging from \$0 to \$10. Actual expenditure is generally higher than budgeted expenditure, with a significant peak in June 2025.

Operating Expenditure Variances previously reported to Council

- 10 Material Expenses of \$683,076 is \$127,706 (15.75%) lower than budget of \$810,782 due to the timing of variance projects from different business units. Areas where the expenditures are lower than budget for various business units include the Office of the CEO (\$49,573), Business Support (\$29,928), Sustainability (\$8,393) and Operations (\$39,812).
- 11 Fuel Expenses of \$780,162 is \$259,450 (24.96%) below the budget. The variance is attributed to reduced plant utilisation resulting in lower fuel expenditure.
- 12 Insurance Expenses is \$107,354 (25.33%) below the budget of \$423,825 due to the lower than budgeted insurance premium for Waste Transfer Station from previous financial year.
- 13 Depreciation Expenses of \$6,238,117 is \$2,896,446 (86.68%) higher than the budget. The variance is primarily due to higher tonnages received in Class III and the new depreciation rate that has been applied to Class III cells.
- 14 Miscellaneous Expenses is below the budget by \$194,737 (24.93%) due to lower transportation costs incurred at the Waste Transfer Station. This decrease was a result of lower tonnages being received at the station.
- 15 Provision Expenses is above the budget by \$275,850 (23.27%). The main reason for this variance is the increased Class III tonnages received which has resulted in higher provisions for Post Closure Site Rehabilitation and Environmental Monitoring being required.

Operating Expenditure Variances not previously reported to Council

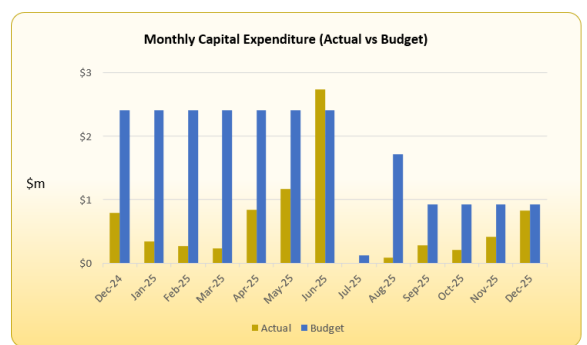
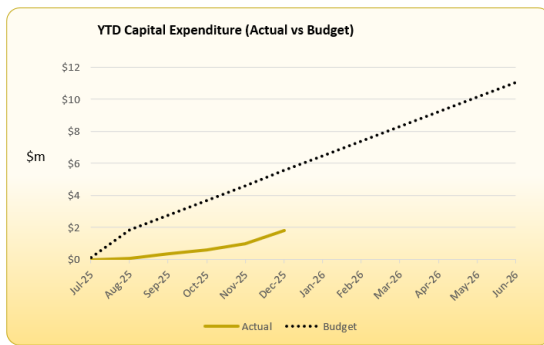
- 16 Utility Expenses is below the budget by \$29,764 (10.72%). The major various is due to lower costs of water consumption and service charges for Hazelmere Resource Recovery Park.
- 17 There were no further significant Operating Expenditure variances as at 31 December 2025.

Other Comprehensive Income	Actuals for the Year	Nil
	End of Year Forecasts	Nil

- 18 There were no significant Other Comprehensive Income variances as at 31 December 2025.

Capital Expenditure Statement (refer Attachment 2)

Capital Expenditure	Actuals for the Year	An underspend variance of \$3,713,989
	End of Year Forecasts	As per budget – not yet due to be reviewed.



Capital Expenditure Variances

- 19 An underspend variance of \$3,713,989 existed as at 31 December 2025 when compared to the budget of \$5,540,592.
- 20 Capital expenditure totalling \$1,826,603 with the major capital expenditure being undertaken on the following:
- Construct Class III Cell Stage 18 - RHWMF - \$1,168,514;
 - Purchase / Replace Miscellaneous Equipment - HRRP - \$119,386;
 - FOGO Picking Station - RHWMF - \$105,438;
 - Refurbish Plant - RHWMF - \$101,305;
 - Purchase / Replace Minor Plant and Equipment - RHWMF - \$69,200;
 - Purchase / Replace Minor Plant and Equipment - HRRP - \$59,498;
 - Construct Class III Cell Stage 17 - RHWMF - \$37,170;
 - Purchase / Replace Vehicles - RHWMF - \$33,987;
 - Construct Class III Cell Stage 19 - RHWMF - \$31,550;
 - FOGO Pad Fence - RHWMF - \$26,698;
 - Purchase FOGO Processing Plant - RHWMF - \$25,489;
 - Construct Waste Transfer Station - HRRP - \$15,202 and
 - FOGO Pad Cover & Associated Works - RHWMF - \$11,850.
- 21 As end of year forecasts are yet to be reviewed, the forecast balances as at 31 December 2025 are as per the budget estimates.

Statement of Financial Position (refer Attachment 3)

- 22 The Statement of Financial Position shows the overall impact of actual balances compared with budget provisions and end of year forecasts for operating and capital works activities.
- 23 Total Equity as at 31 December 2025 is \$56,697,498 showing a decrease of \$120,487,677 from the equity of \$177,185,175 as at 30 June 2025. The decrease is primarily attributed to the City of Swan Payout Provision of \$100,775,706 and Shire of Mundaring Payout Provision of \$24,040,764, partially offset by a surplus of \$4,328,793 on the Comprehensive Income Statement as at 31 December 2025.
- 24 As end of year forecasts are yet to be reviewed, the forecast balances as at 31 December 2025 are as per the budget estimates.

Statement of Cash and Investments (refer Attachment 4)

- 25 The level of cash and investments in the Municipal Fund as at 31 December 2025 is \$12,962,565 and Restricted Cash amount to \$69,653,981.
- 26 The net movement for the month is an increase of \$4,328,793.
- 27 As end of year forecasts are yet to be reviewed, the forecast balances as at 31 December 2025 are as per the budget estimates.

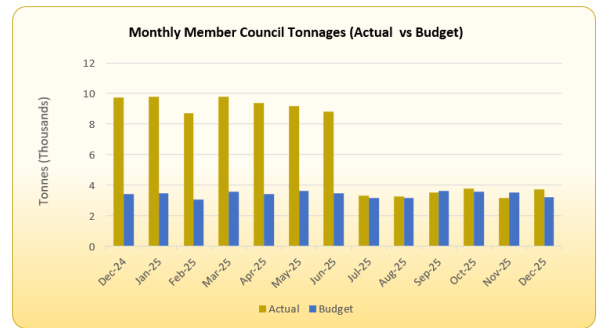
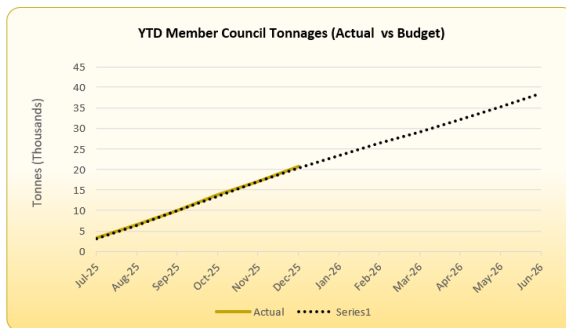
Statement of Financial Activity (refer Attachment 5)

- 28 The Statement of Financial Activity combines information from other report to include Operating Revenue and Expenditure, Capital Income and Expenditure, and transfers to and from reserves.
- 29 The explanation of material variances can be found in the paragraphs under the "Statement of Comprehensive Income - Nature and Type" section.

Investment Report (refer Attachment 6)

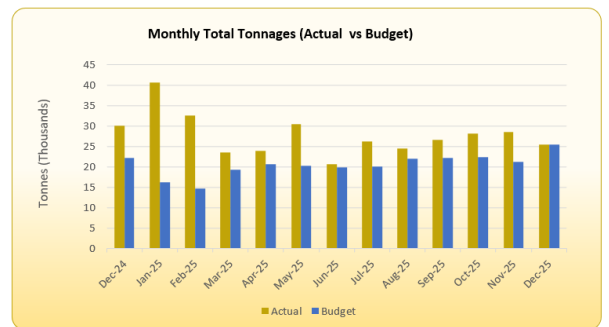
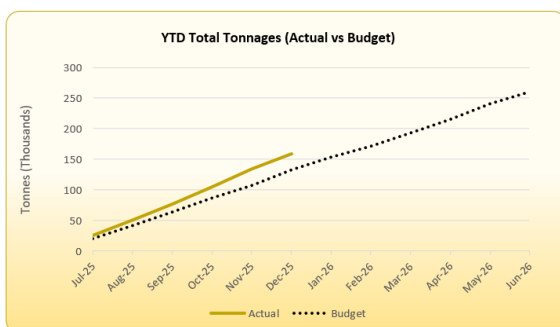
- 30 Term deposits valued at \$30,000,000 matured during December 2025 and the entire amount was reinvested into further term deposits.

Red Hill Tonnages - Member Councils



- 31 Tonnages received from Member Councils at Red Hill Waste Management Facility were 20,705 tonnes compared to the budget of 20,222 tonnes.
- 32 This compared with 61,336 tonnes in the previous corresponding period. The main variance is due to the change in number of member councils.

Red Hill Tonnages – Total Tonnages



- 33 Total Red Hill tonnages received from all sources were 159,210 tonnes compared to the budget of 132,976 tonnes. The current market mix between commercial customers and member Council is 87.00% and 13.00% respectively.
- 34 Over the same period in 2024/2025 tonnages received from all sources totalled 163,672 tonnes.

STRATEGIC/POLICY IMPLICATIONS

- 35 Reporting on EMRC Strategic Policy implications align with the revised Strategic Plan 2017-2027 and the Sustainability Strategy.



FINANCIAL IMPLICATIONS

36 As outlined within the report and attachments.

SUSTAINABILITY IMPLICATIONS

37 Nil

RISK MANAGEMENT

Risk – Non-Compliance with Financial Regulations		
Consequence	Likelihood	Rating
Moderate	Unlikely	Moderate
Action/Strategy		
<ul style="list-style-type: none"> ➤ The financial report is scrutinised by the EMRC Council to ensure that all statutory requirements are met. ➤ Internal Audit reviews to ensure compliance with Financial Regulations. ➤ External Audit confirms compliance. 		

MEMBER COUNCIL IMPLICATIONS

Member Council	Implication Details
Town of Bassendean	} Nil
City of Bayswater	

ATTACHMENT(S)

1. Statement of Comprehensive Income by Nature and Type (D2026/02418)
2. Capital Expenditure Statement (D2026/02419)
3. Statement of Financial Position (D2026/02420)
4. Statement of Cash and Investments (D2026/02421)
5. Statement of Financial Activity (D2026/02422)
6. Investment Report (D2026/02423)

VOTING REQUIREMENT

Simple Majority



RECOMMENDATION(S)

That Council receives the Statement of Comprehensive Income, Capital Expenditure Statement, Statement of Financial Position, Statement of Cash and Investments, Statement of Financial Activity and the Investment Report for the period ended 31 December 2025.

COUNCIL RESOLUTION(S)

MOVED CR POLIWKA

SECONDED CR HAMILTON

THAT COUNCIL RECEIVES THE STATEMENT OF COMPREHENSIVE INCOME, CAPITAL EXPENDITURE STATEMENT, STATEMENT OF FINANCIAL POSITION, STATEMENT OF CASH AND INVESTMENTS, STATEMENT OF FINANCIAL ACTIVITY AND THE INVESTMENT REPORT FOR THE PERIOD ENDED 31 DECEMBER 2025.

CARRIED UNANIMOUSLY

STATEMENT OF COMPREHENSIVE INCOME Nature and Type

Year to Date			December 2025			Full Year		
Actual	Budget	Variance			Forecast	Budget	Variance	
Operating Income								
\$32,678,686	\$27,804,498	\$4,874,188	(F)	User Charges	\$55,608,977	\$55,608,977	\$0	(F)
(\$11,219,153)	(\$9,973,386)	(\$1,245,767)	(U)	<u>Less</u> Landfill Levy Charges	(\$19,946,784)	(\$19,946,784)	\$0	(F)
\$21,459,533	\$17,831,112	\$3,628,421	(F)	Net User Charges	\$35,662,193	\$35,662,193	\$0	(F)
\$0	\$614	(\$614)	(U)	Contributions	\$7,365	\$7,365	\$0	(F)
\$357,400	\$357,000	\$400	(F)	Operating Grants	\$2,107,000	\$2,107,000	\$0	(F)
\$243,044	\$79,476	\$163,568	(F)	Interest Municipal Cash Investments	\$158,951	\$158,951	\$0	(F)
\$1,090,047	\$613,692	\$476,355	(F)	Interest Restricted Cash Investments	\$1,227,375	\$1,227,375	\$0	(F)
\$884,441	\$935,832	(\$51,391)	(U)	Reimbursements	\$1,871,673	\$1,871,673	\$0	(F)
\$2,064,592	\$1,219,650	\$844,942	(F)	Other	\$2,439,285	\$2,439,285	\$0	(F)
\$32,045	\$29,249	\$2,796	(F)	Proceeds from Sale of Assets	\$160,000	\$160,000	\$0	(F)
\$26,131,102	\$21,066,625	\$5,064,477	(F)	Total Operating Income	\$43,633,842	\$43,633,842	\$0	(F)
Operating Expenditure								
\$7,401,411	\$7,906,319	\$504,908	(F)	Salary Expenses	\$15,855,118	\$15,855,118	\$0	(F)
\$4,091,866	\$4,540,499	\$448,633	(F)	Contract Expenses	\$9,102,046	\$9,102,046	\$0	(F)
\$683,076	\$810,782	\$127,706	(F)	Material Expenses	\$1,583,122	\$1,583,122	\$0	(F)
\$247,912	\$277,676	\$29,764	(F)	Utility Expenses	\$542,444	\$542,444	\$0	(F)
\$780,162	\$1,039,612	\$259,450	(F)	Fuel Expenses	\$2,069,203	\$2,069,203	\$0	(F)
\$316,471	\$423,825	\$107,354	(F)	Insurance Expenses	\$918,074	\$918,074	\$0	(F)
\$6,238,117	\$3,341,671	(\$2,896,446)	(U)	Depreciation Expenses	\$6,674,450	\$6,674,450	\$0	(F)
\$586,313	\$781,050	\$194,737	(F)	Miscellaneous Expenses	\$1,458,798	\$1,458,798	\$0	(F)
\$1,461,324	\$1,185,474	(\$275,850)	(U)	Provision Expenses	\$2,370,947	\$2,370,947	\$0	(F)
(\$5,890)	\$0	\$5,890	(F)	Costs Allocated	\$0	\$0	\$0	(F)
\$1,547	\$2,000	\$453	(F)	Carrying Amount of Assets Disposed Of	\$98,783	\$98,783	\$0	(F)
\$21,802,309	\$20,308,908	(\$1,493,401)	(U)	Total Operating Expenditure	\$40,672,985	\$40,672,985	\$0	(F)
4,328,793	\$757,717	\$3,571,076	(F)	NET RESULT BEFORE OTHER COMPREHENSIVE INCOME	\$2,960,857	\$2,960,857	\$0	(F)
Surplus	Surplus				Surplus	Surplus		
Other Comprehensive Income								
\$0	\$0	\$0	(F)	Revaluation of Assets/Accumulated Depreciation Reversal	\$0	\$0	\$0	(F)
\$0	\$0	\$0	(F)	Total Other Comprehensive Income	\$0	\$0	\$0	(F)
\$4,328,793	\$757,717	\$3,571,076	(F)	CHANGE IN NET ASSETS FROM OPERATIONS	\$2,960,857	\$2,960,857	\$0	(F)
Surplus	Surplus				Surplus	Surplus		

Notes:

1. User Charges - include member Councils and casual users pertaining to waste, risk management and environmental services fees and charges;
2. Special Charges - Waste Education Levy;
3. Contributions - member Councils' contributions to projects and services;
4. Operating Grants - grant income predominantly from government agencies; and
5. Other Operating Income - includes income from the sale of products;

(F) denotes Favourable variance and (U) denotes Unfavourable variance



CAPITAL EXPENDITURE STATEMENT

DECEMBER 2025

Year to Date			On Order	Full Year			
Actual	Budget	Variance		Forecast*	Budget*	Variance	
Business Support							
\$0	\$660	\$660	\$0	Extend Ascot PV & EV Charging (24399/28)	\$1,320	\$1,320	\$0
\$0	\$2,400	\$2,400	\$0	Purchase Furniture Fittings & Equipment - Corporate Services (24510/01)	\$4,800	\$4,800	\$0
\$0	\$87,996	\$87,996	\$0	Purchase Information Technology & Communication Equipment (24550/00)	\$176,000	\$176,000	\$0
\$1,425	\$0	(\$1,425)	(\$682)	Capital Improvement Administration Building (25240/01)	\$0	\$0	\$0
\$0	\$1,224	\$1,224	\$0	Upgrade Security Equipment - Ascot Place (25530/01)	\$2,450	\$2,450	\$0
\$1,425	\$92,280	\$90,855	\$0		\$184,570	\$184,570	\$0



CAPITAL EXPENDITURE STATEMENT

DECEMBER 2025

Year to Date			On Order		Full Year		
Actual	Budget	Variance			Forecast*	Budget*	Variance
Operations Team							
\$0	\$19,998	\$19,998	\$13,885	Construct Waste Management Facility Buildings - Red Hill Landfill Facility (24250/01)	\$40,000	\$40,000	\$0
\$15,202	\$199,998	\$184,796	\$0	Construct Waste Transfer Station - HRRP (24259/10)	\$400,000	\$400,000	\$0
\$0	\$0	\$0	\$0	Construct Wood Waste to Energy Building (Commissioning) - HRRP (24259/18)	\$0	\$0	\$0
\$37,170	\$0	(\$37,170)	\$0	Construct Class III Cell Stage 17 - Red Hill Landfill Facility (24310/21)	\$0	\$0	\$0
\$1,168,514	\$1,294,182	\$125,668	\$0	Construct Class III Cell Stage 18 - Red Hill Landfill Facility (24310/22)	\$2,588,374	\$2,588,374	\$0
\$31,550	\$287,496	\$255,946	\$0	Construct Class III Cell Stage 19 - Red Hill Landfill Facility (24310/23)	\$575,000	\$575,000	\$0
\$0	\$37,500	\$37,500	\$0	Construct Class III Cell Stage 20 - Red Hill Landfill Facility (24310/24)	\$75,000	\$75,000	\$0
\$0	\$24,996	\$24,996	\$0	Design and Construct Class IV Cell Stage 3 - Red Hill Landfill Facility (24330/05)	\$50,000	\$50,000	\$0
\$0	\$24,996	\$24,996	\$0	Construct Leachate and Stormwaste Infrastructure and Siltation Ponds - Red Hill Landfill Facility (24350/01)	\$50,000	\$50,000	\$0
\$0	\$24,996	\$24,996	\$42,420	Construct Roads / Carparks - Red Hill Landfill Facility (24370/00)	\$50,000	\$50,000	\$0
\$0	\$165,000	\$165,000	\$0	Construct Access Road to Lots 8 9 10 - Red Hill Landfill Facility (24370/02)	\$330,000	\$330,000	\$0
\$0	\$24,996	\$24,996	\$0	Construct Drainage Diversion and Earthworks Infrastructures - Red Hill Landfill Facility (24380/00)	\$50,000	\$50,000	\$0
\$3,683	\$109,992	\$106,309	\$0	Construct Drainage Works to Lots 8 9 10 - Red Hill Landfill Facility (24380/01)	\$220,000	\$220,000	\$0



CAPITAL EXPENDITURE STATEMENT

DECEMBER 2025

Year to Date			On Order		Full Year		
Actual	Budget	Variance			Forecast*	Budget*	Variance
Operations Team							
\$0	\$19,998	\$19,998	\$0	Construct Litter Fence - Redhill Landfill Facility (24394/05)	\$40,000	\$40,000	\$0
\$7,875	\$684,996	\$677,121	\$1,316,574	Relocate Garden Organics Processing area - Red Hill Landfill Facility (24395/04)	\$1,370,000	\$1,370,000	\$0
\$3,000	\$24,996	\$21,996	\$4,545	Construct FOGO Processing Area - Red Hill Landfill Facility (24395/05)	\$50,000	\$50,000	\$0
\$105,438	\$24,996	(\$80,442)	\$0	FOGO Picking Station - Red Hill Landfill Facility (24395/11)	\$50,000	\$50,000	\$0
\$26,698	\$75,000	\$48,302	\$0	FOGO Pad Fence - Red Hill Landfill Facility (24395/12)	\$150,000	\$150,000	\$0
\$11,850	\$905,724	\$893,874	\$0	FOGO Pad Cover & Associated Works - Red Hill Landfill Facility (24395/13)	\$1,811,456	\$1,811,456	\$0
\$0	\$62,496	\$62,496	\$0	Project & Engineering Hazelmere - Construct Other (24399/03)	\$125,000	\$125,000	\$0
\$0	\$12,498	\$12,498	\$29,502	Air Supply lines - Waste Management Structures - Red Hill Landfill Facility (24399/10)	\$25,000	\$25,000	\$0
\$0	\$49,998	\$49,998	\$0	Develop Lots 8 9 & 10 For Future Waste Activities - Red Hill Landfill Facility (24399/19)	\$100,000	\$100,000	\$0
\$0	\$12,498	\$12,498	\$2,961	Gas Extraction System Wells - Red Hill Landfill Facility (24399/20)	\$25,000	\$25,000	\$0
\$0	\$0	\$0	\$0	Design and Construct Air Pollution Control Residue Facility (APCR) Monocell - Red Hill Landfill Faci (24399/32)	\$0	\$0	\$0
\$0	\$750,000	\$750,000	\$1,029,958	Purchase / Replace Plant - Red Hill Landfill Facility (24410/00)	\$1,500,000	\$1,500,000	\$0
\$0	\$274,998	\$274,998	\$0	Purchase / Replace Plant - Hazelmere (24410/01)	\$550,000	\$550,000	\$0
\$25,489	\$24,996	(\$493)	\$0	Purchase FOGO Processing Plant - Red Hill Landfill Facility (24410/10)	\$50,000	\$50,000	\$0



CAPITAL EXPENDITURE STATEMENT

DECEMBER 2025

Year to Date			On Order		Full Year		
Actual	Budget	Variance			Forecast*	Budget*	Variance
Operations Team							
\$69,200	\$80,496	\$11,296	\$0	Purchase / Replace Minor Plant and Equipment-Red Hill Landfill Facility (24420/00)	\$161,000	\$161,000	\$0
\$59,498	\$66,000	\$6,502	\$0	Purchase / Replace Minor Plant and Equipment - Hazelmere (24420/02)	\$132,000	\$132,000	\$0
\$33,987	\$23,496	(\$10,491)	\$488	Purchase / Replace Vehicles - Red Hill Landfill Facility (24430/00)	\$47,000	\$47,000	\$0
\$0	\$4,998	\$4,998	\$0	Purchase / Replace Security System - Hazelmere (24530/10)	\$10,000	\$10,000	\$0
\$0	\$4,998	\$4,998	\$0	Waste Transfer Station - CCTV and Network - HRRP (24530/11)	\$10,000	\$10,000	\$0
\$0	\$13,998	\$13,998	\$0	Purchase Information Technology & Communication Equipment - Hazelmere (24550/03)	\$28,000	\$28,000	\$0
\$0	\$6,000	\$6,000	\$0	Purchase Information Technology & Communication Equipment - Baywaste (24550/04)	\$12,000	\$12,000	\$0
\$0	\$13,500	\$13,500	\$0	Purchase Information Technology & Communication Equipment - Red Hill Admin (24550/05)	\$27,000	\$27,000	\$0
\$0	\$3,000	\$3,000	\$0	Purchase Information Technology & Communication Equipment - Red Hill Weighbridge (24550/06)	\$6,000	\$6,000	\$0
\$0	\$24,996	\$24,996	\$0	Purchase / Replace Other Equipment - Red Hill Landfill Facility (24590/00)	\$50,000	\$50,000	\$0
\$119,386	\$9,996	(\$109,390)	\$0	Purchase / Replace Miscellaneous Equipment - Hazelmere (24590/02)	\$20,000	\$20,000	\$0



CAPITAL EXPENDITURE STATEMENT

DECEMBER 2025

Year to Date			On Order	Full Year			
Actual	Budget	Variance		Forecast*	Budget*	Variance	
Operations Team							
\$0	\$2,496	\$2,496	\$0	Purchase Office Furniture and Fittings - Hazelmere Office (24610/10)	\$5,000	\$5,000	\$0
\$0	\$2,496	\$2,496	\$0	Purchase Furniture and Fittings - Hazelmere Workshop (24610/11)	\$5,000	\$5,000	\$0
\$101,305	\$54,498	(\$46,807)	\$0	Refurbish Plant - Red Hill Landfill Facility (25410/00)	\$109,000	\$109,000	\$0
\$5,333	\$0	(\$5,333)	\$0	Refurbish Plant - Hazelmere (25410/01)	\$0	\$0	\$0
\$1,825,178	\$5,448,312	\$3,623,134	\$2,440,333		\$10,896,831	\$10,896,831	(\$0)
\$1,826,603	\$5,540,592	\$3,713,989	\$2,440,333	TOTAL CAPITAL EXPENDITURE	\$11,081,401	\$11,081,401	\$0



STATEMENT OF FINANCIAL POSITION

DECEMBER 2025

Actual June 2025	Actual Year to Date	(F) = Favourable variation (U) = Unfavourable variation	Full Year		
			Forecast	Budget	Variance
Current Assets					
\$2,307,218	\$2,616,546	Cash and Cash Equivalents	\$33,594,001	\$33,594,001	\$0 (F)
\$71,500,000	\$80,000,000	Investments	\$0	\$0	\$0 (F)
\$5,795,731	\$5,171,151	Trade and Other Receivables	\$4,088,629	\$4,088,629	\$0 (F)
\$112,987	\$84,717	Inventories	\$39,035	\$39,035	\$0 (F)
\$39,308	\$437,762	Other Assets	\$67,382	\$67,382	\$0 (F)
\$79,755,244	\$88,310,176	Total Current Assets	\$37,789,047	\$37,789,047	\$0 (F)
Current Liabilities					
\$11,152,225	\$9,589,893	Trade and Other Payables	\$7,302,539	\$7,302,539	\$0 (F)
\$34,409,635	\$34,323,723	Provisions*	\$2,888,934	\$2,888,934	\$0 (F)
\$45,561,860	\$43,913,616	Total Current Liabilities	\$10,191,473	\$10,191,473	\$0 (F)
\$34,193,384	\$44,396,560	Net Current Assets	\$27,597,574	\$27,597,574	\$0 (F)
Non Current Assets					
\$73,340,000	\$73,340,000	Land	\$47,850,257	\$47,850,257	\$0 (F)
\$21,391,459	\$21,007,729	Buildings	\$30,976,537	\$30,976,537	\$0 (F)
\$32,593,577	\$30,730,805	Structures	\$56,149,200	\$56,149,200	\$0 (F)
\$14,906,252	\$12,523,010	Plant	\$22,381,126	\$22,381,126	\$0 (F)
\$1,273,012	\$1,145,695	Equipment	\$2,955,435	\$2,955,435	\$0 (F)
\$127,459	\$118,722	Furniture and Fittings	\$209,836	\$209,836	\$0 (F)
\$8,169,031	\$8,521,770	Work in Progress	\$10,562,667	\$10,562,667	\$0 (F)
\$151,800,790	\$147,387,731	Total Non Current Assets	\$171,085,058	\$171,085,058	\$0 (F)
Non Current Liabilities					
\$8,808,999	\$135,086,793	Provisions*	\$135,803,992	\$135,803,992	\$0 (F)
\$8,808,999	\$135,086,793	Total Non Current Liabilities	\$135,803,992	\$135,803,992	\$0 (F)
\$177,185,175	\$56,697,498	Net Assets	\$62,878,640	\$62,878,640	\$0 (F)
Equity					
\$33,793,552	\$47,656,865	Accumulated Surplus/Deficit	\$1,282,614	\$1,282,614	\$0 (F)
\$62,297,674	\$62,297,674	Asset Revaluation Reserve	\$30,374,026	\$30,374,026	\$0 (F)
\$67,230,636	\$67,230,636	Cash Backed Reserves	\$28,261,143	\$28,261,143	\$0 (F)
\$0	(\$124,816,470)	Equity Payout	\$0	\$0	\$0 (F)
\$13,863,313	\$4,328,793	Net change in assets from operations	\$2,960,857	\$2,960,857	\$0 (F)
\$177,185,175	\$56,697,498	Total Equity	\$62,878,640	\$62,878,640	\$0 (F)

*Current Liabilities - Provisions include City of Kalamunda Payout Provision of \$31,717,882.

*Non Current Liabilities - Provisions include City of Swan Payout Provision of \$100,775,706 and Shire of Mundaring Payout Provision of \$24,040,764.

CASH AND INVESTMENTS DECEMBER 2025

Actual June 2025	Actual Year to Date	(F) = Favourable variation (U) = Unfavourable variation	Full Year		
			Forecast	Budget	Variance
Municipal Cash and Investments					
2,303,368	2,612,696	Cash at Bank - Municipal Fund 01001/00	2,158,951	2,158,951	0 (F)
3,850	3,850	Cash on Hand 01019/00 - 02	3,850	3,850	0 (F)
4,269,364	10,346,019	Investments - Municipal Fund 02021/00	3,170,057	3,170,057	0 (F)
6,576,582	12,962,565	Total Municipal Cash	5,332,858	5,332,858	0 (F)
Restricted Cash and Investments					
1,479,731	641,110	Restricted Investments - Plant and Equipment 02022/01	1,475,254	1,475,254	0 (F)
4,853,325	5,061,581	Restricted Investments - Post Closure Site Rehabilitation Red Hill 02022/02	3,395,153	3,395,153	0 (F)
6,991,417	5,282,451	Restricted Investments - Future Development 02022/03	6,510,148	6,510,148	0 (F)
4,404,275	4,593,262	Restricted Investments - Environmental Monitoring Red Hill 02022/04	917,544	917,544	0 (F)
5,669,768	5,920,301	Restricted Investments - Class IV Cells Red Hill 02022/07	4,901,634	4,901,634	0 (F)
1,595,150	2,503,204	Restricted Investments - Class III Cells 02022/10	711,402	711,402	0 (F)
6,268,110	6,537,075	Restricted Investments - EastLink Relocation 02022/13	1,416,772	1,416,772	0 (F)
6,162,728	9,254,797	Restricted Investments - Committed Funds 02022/14	6,823,043	6,823,043	0 (F)
28,546,094	28,546,094	Restricted Investments - Equity Reserve 02022/15	782,061	782,061	0 (F)
1,260,038	1,314,106	Restricted Investments - Long Service Leave 02022/90	1,328,132	1,328,132	0 (F)
67,230,636	69,653,981	Total Restricted Cash	28,261,143	28,261,143	0 (F)
73,807,218	82,616,546	TOTAL CASH AND INVESTMENTS	33,594,001	33,594,001	0 (F)

The Cash at Bank - Municipal Fund represents the balance on the last day of the relevant month. Any portion of the balance available for investment is transferred into the Investment - Municipal Fund account in the following period. Funds held in the Cash at Bank - Municipal Fund continue to accrue interest as per the Westpac commercial rates.



STATEMENT OF FINANCIAL ACTIVITY December 2025

Year to Date				Full Year		
Actual	Budget	Variance		Forecast	Budget	Variance
				(F) = Favourable variation (U) = Unfavourable variation		
OPERATING ACTIVITIES						
Revenue from operating activities						
\$32,678,686	\$27,804,498	\$4,874,188	(F)	\$55,608,977	\$55,608,977	\$0 (F)
\$1,241,841	\$1,293,446	(\$51,605)	(U)	\$3,986,038	\$3,986,038	\$0 (F)
\$1,333,091	\$693,168	\$639,923	(F)	\$1,386,326	\$1,386,326	\$0 (F)
\$2,064,592	\$1,219,650	\$844,942	(F)	\$2,439,285	\$2,439,285	\$0 (F)
\$30,498	\$27,249	\$3,249	(F)	\$61,217	\$61,217	\$0 (F)
\$37,348,708	\$31,038,011	\$6,310,697	(F)	\$63,481,843	\$63,481,843	\$0 (F)
Expenditure from operating activities						
(\$7,401,411)	(\$7,906,319)	\$504,908	(F)	(\$15,855,118)	(\$15,855,118)	\$0 (F)
(\$4,774,942)	(\$5,351,281)	\$576,339	(F)	(\$10,685,168)	(\$10,685,168)	\$0 (F)
(\$247,912)	(\$277,676)	\$29,764	(F)	(\$542,444)	(\$542,444)	\$0 (F)
(\$6,238,117)	(\$3,341,671)	(\$2,896,446)	(U)	(\$6,674,450)	(\$6,674,450)	\$0 (F)
(\$316,471)	(\$423,825)	\$107,354	(F)	(\$918,074)	(\$918,074)	\$0 (F)
(\$14,041,062)	(\$12,979,522)	(\$1,061,540)	(U)	(\$25,845,732)	(\$25,845,732)	\$0 (F)
(\$33,019,915)	(\$30,280,294)	(\$2,739,621)	(U)	(\$60,520,986)	(\$60,520,986)	\$0 (F)
\$8,583,016	\$10,380,875	(\$1,797,859)	(U)	\$8,631,722	\$8,631,722	\$0 (F)
\$12,911,809	\$11,138,592	\$1,773,217	(F)	\$11,592,579	\$11,592,579	\$0 (F)
Amount attributable to operating activities						
INVESTING ACTIVITIES						
Inflows from investing activities						
\$32,045	\$29,249	\$2,796	(F)	\$160,000	\$160,000	\$0 (F)
\$32,045	\$29,249	\$2,796	(F)	\$160,000	\$160,000	\$0 (F)
Outflows from investing activities						
(\$1,377,050)	(\$1,955,202)	\$578,152	(F)	(\$3,910,450)	(\$3,910,450)	\$0 (F)
(\$1,363,627)	(\$4,209,822)	\$2,846,195	(F)	(\$7,170,950)	(\$7,170,950)	\$0 (F)
(\$2,740,677)	(\$6,165,024)	\$3,424,347	(F)	(\$11,081,401)	(\$11,081,401)	\$0 (F)
(\$2,708,632)	(\$6,135,775)	\$3,427,143	(F)	(\$10,921,401)	(\$10,921,401)	\$0 (F)
Amount attributable to investing activities						
FINANCING ACTIVITIES						
Inflows from financing activities						
\$7,432,749	\$9,213,732	(\$1,780,983)	(U)	\$18,427,499	\$18,427,499	\$0 (F)
\$7,432,749	\$9,213,732	(\$1,780,983)	(U)	\$18,427,499	\$18,427,499	\$0 (F)
Outflows from financing activities						
(\$9,856,094)	(\$1,759,560)	(\$8,096,534)	(U)	(\$3,519,176)	(\$3,519,176)	\$0 (F)
(\$9,856,094)	(\$1,759,560)	(\$8,096,534)	(U)	(\$3,519,176)	(\$3,519,176)	\$0 (F)
(\$2,423,345)	\$7,454,172	(\$9,877,517)	(U)	\$14,908,323	\$14,908,323	\$0 (F)
Amount attributable to financing activities						
MOVEMENT IN SURPLUS OR DEFICIT						
(\$33,037,253)	(\$16,243,070)	(\$16,794,183)	(U)	(\$16,243,070)	(\$16,243,070)	\$0 (F)
\$12,911,809	\$11,138,592	\$1,773,217	(F)	\$11,592,579	\$11,592,579	\$0 (F)
(\$2,708,632)	(\$6,135,775)	\$3,427,143	(F)	(\$10,921,401)	(\$10,921,401)	\$0 (F)
(\$2,423,345)	\$7,454,172	(\$9,877,517)	(U)	\$14,908,323	\$14,908,323	\$0 (F)
(\$25,257,421)	(\$3,786,081)	(\$21,471,340)	(U)	(\$663,569)	(\$663,569)	\$0 (F)
Surplus or deficit after imposition of general rates						

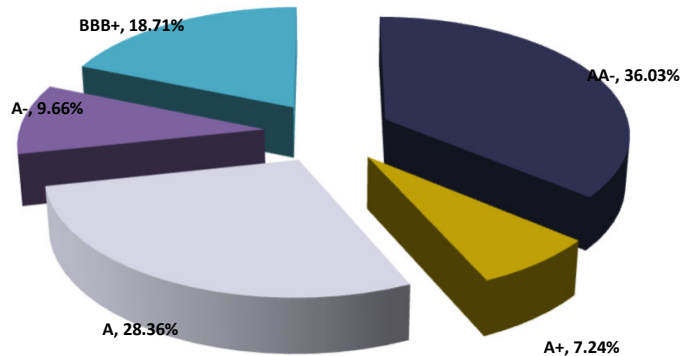
EMRC Investment Report

December 2025

I. Overall Portfolio Limits

S&P Long Term Rating	% Portfolio	Investment Maximum %
AA-	36.03%	100.00%
A+	7.24%	100.00%
A	28.36%	100.00%
A-	9.66%	100.00%
BBB+	18.71%	40.00%
	100.00%	

Investment by S&P Rating



II. Single Entity Exposure

	S&P Long Term Rating	% Portfolio	
ANZ Banking Group	AA-	0.00%	
AMP	BBB+	18.71%	*
NAB	AA-	3.62%	
Westpac / St. George Bank	AA-	22.75%	
Suncorp	A+	7.24%	*
BOQ / ME Bank	A-	9.66%	*
Rabobank	A	28.36%	
Bendigo	A-	0.00%	*
Commonwealth Bank	AA-	9.66%	
		100.00%	

* Non-Fossil Fuel ADI (Authorised Deposit Taking Institution)

III. Term to Maturity Framework

Maturity Profile	Investment Policy Guidelines		
	% Portfolio	% Min	% Max
Less Than 1 Year	100.00%	40%	100%
Greater than 1 year & less than or equal to 3 years	0.00%	0%	60%
	100.00%		

IV. Fossil Fuel Divestment

	% Portfolio
Non-Fossil Fuel ADI's	35.61%
Fossil Fuel ADI's	64.39%
	100.00%



14.4 FINANCIAL REPORT FOR THE PERIOD ENDING 31 JANUARY 2026

D2026/02424

PURPOSE OF REPORT

The purpose of this report is to provide Council with an overview of the EMRC's financial performance for the period ended 31 January 2026.

KEY POINT(S)

- Significant year to date budget variances greater than 10% or \$20,000, whichever is the greater, within each nature and type category on the Statement of Comprehensive Income as at 31 January 2026 have been identified and are reported on in the body of the report.
- The Financial Reports are unaudited and may be subject to amendments as a result of any audit adjustments.

RECOMMENDATION(S)

That Council receives the Statement of Comprehensive Income, Capital Expenditure Statement, Statement of Financial Position, Statement of Cash and Investments, Statement of Financial Activity and the Investment Report for the period ended 31 January 2026.

SOURCE OF REPORT

Employee Disclosure under s.5.70 of the *Local Government Act 1995*:

Author(s)	Manager Financial Services	Nil
Responsible Officer	Chief Financial Officer	Nil

BACKGROUND

- 1 It is a requirement of the *Local Government (Financial Management) Regulations 1996* (r.34) that a Local Government is to prepare and present to Council financial reports in such a form as the Local Government considers to be appropriate.
- 2 Submitted to each meeting of Council is a financial report and summaries which provide an overview of year to date budget performance for operating activities and capital works. Variances greater than 10% or \$20,000, whichever is the greater, within each nature and type category on the Statement of Comprehensive Income are reported on in the body of the report. Also included are end of year forecasts by nature and type for operating activities and end of year forecasts for each capital works project. These forecasts are reviewed regularly in order to provide an accurate forecast of the end of year result.

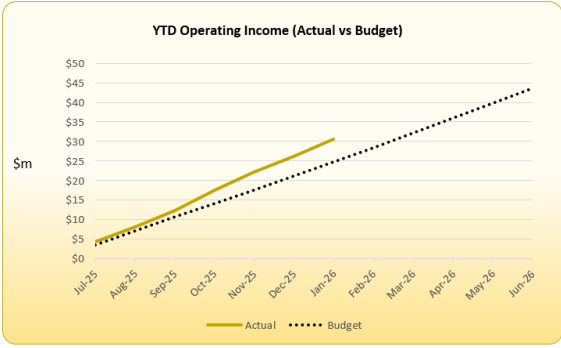
REPORT

- 3 Outlined below are financial statements for the period ended 31 January 2026. Where possible the year to date monthly budget allocations will be reviewed in order to match the appropriate timing for the various projects budgeted to be undertaken. This will provide a better comparison between the year to date actual and year to date budget figures.

Statement of Comprehensive Income - Nature and Type (refer Attachment 1)

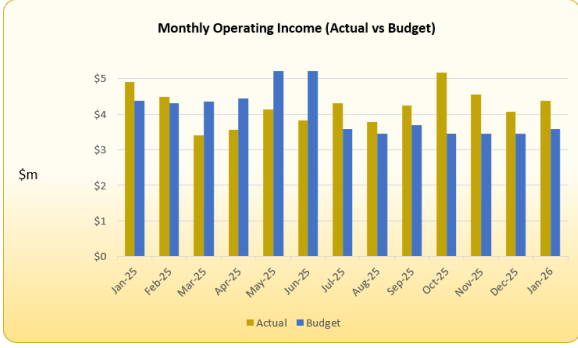
- 4 The net operating result as at 31 January 2026 is an favourable variance of \$4,383,504 (333.60%) against budget. The following information is provided on key aspects of Council's year to date financial performance:

Operating Income	Actuals for the Year	A favourable variance of 5,848,442 (23.73%)
	End of Year Forecasts	As per budget – not yet due to be reviewed.



YTD Operating Income (Actual vs Budget)

The chart shows actual income (solid line) consistently above budget (dotted line) from July 2025 to January 2026. The y-axis represents income in millions of dollars (\$m), ranging from \$0 to \$50.



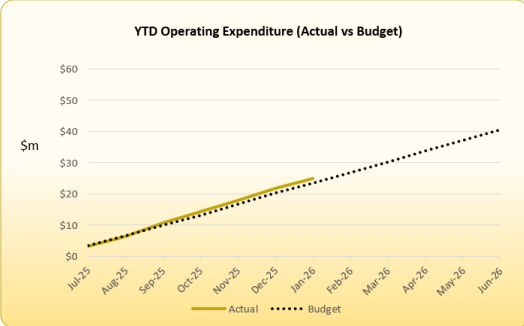
Monthly Operating Income (Actual vs Budget)

The bar chart compares actual (yellow) and budgeted (blue) monthly income from January 2025 to January 2026. The y-axis represents income in millions of dollars (\$m), ranging from \$0 to \$5. Actual income is generally higher than budgeted income, particularly in the latter half of the period.

Operating Income Variances previously reported to Council

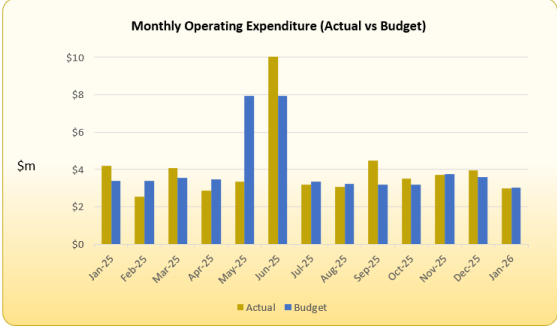
- 5 Net User Charges of \$25,034,732 is above the budget by \$4,231,768 (20.34%). The variance is attributed to higher commercial tonnages received than anticipated.
- 6 Interest on Municipal Cash Investments of \$313,627 is above the budget by \$220,905 (238.24%) due to the higher investment rate achieved (4.49% average interest vs 3.25% budgeted) and higher available funds for investments.
- 7 Interest on Restricted Cash Investments of \$1,252,490 is above the budget by \$536,516 (74.94%). The variance is attributed to a higher balance in Restricted Cash Investments.
- 8 Other Income is \$902,260 (63.41%) higher the budgeted amount of \$1,422,925 is due to the additional income from the sale of Australian carbon credit units (ACCU) and Ferricrete.
- 9 There were no further significant Operating Income variances as at 31 January 2026.

Operating Expenditure	Actuals for the Year	An overspend variance of \$1,464,938 (6.28%)
	End of Year Forecasts	As per budget – not yet due to be reviewed.



YTD Operating Expenditure (Actual vs Budget)

The chart shows actual expenditure (solid line) consistently above budget (dotted line) from July 2025 to January 2026. The y-axis represents expenditure in millions of dollars (\$m), ranging from \$0 to \$60.



Monthly Operating Expenditure (Actual vs Budget)

The bar chart compares actual (yellow) and budgeted (blue) monthly expenditure from January 2025 to January 2026. The y-axis represents expenditure in millions of dollars (\$m), ranging from \$0 to \$10. Actual expenditure is generally higher than budgeted expenditure, with a significant spike in June 2025.

Operating Expenditure Variances previously reported to Council

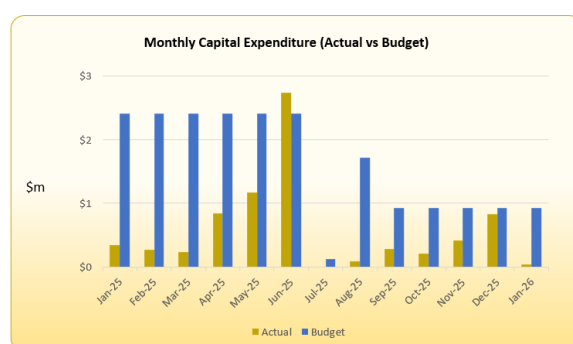
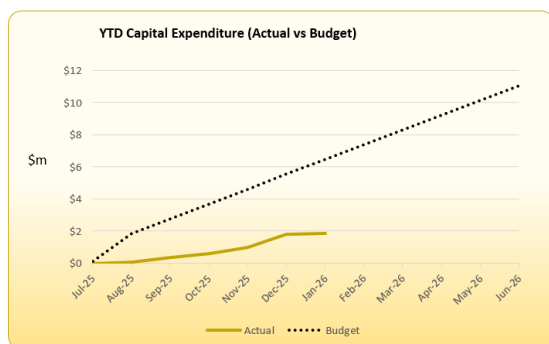
- 10 Material Expenses of \$760,323 is \$177,939 (18.96%) lower than budget of \$938,262 due to the timing of variance projects from different business units. Areas where the expenditures are lower than budget for various business units include the Office of the CEO (\$59,349), Business Support (\$34,476), Sustainability (\$10,208) and Operations (\$73,906).
- 11 Fuel Expenses of \$926,635 is \$284,579 (23.50%) below the budget. The variance is attributed to reduced plant utilisation resulting in lower fuel expenditure.
- 12 Insurance Expenses is \$123,228 (24.95%) below the budget of \$493,960 due to the lower than budgeted insurance premium for Waste Transfer Station from previous financial year.
- 13 Depreciation Expenses of \$6,973,881 is \$3,076,740 (78.95%) higher than the budget. The variance is primarily due to higher tonnages received in Class III and the new depreciation rate that has been applied to Class III cell to reflect the costs associated with Class III stage 17, 14 and 16.
- 14 Miscellaneous Expenses is below the budget by \$252,298 (29.58%) due to lower transportation costs incurred at the Waste Transfer Station. This decrease was a result of lower tonnages being received at the station.
- 15 Provision Expenses is above the budget by \$350,404 (25.34%). The main reason for this variance is the increased Class III tonnages received which has resulted in higher provisions for Post Closure Site Rehabilitation and Environmental Monitoring being required.
- 16 There were no further significant Operating Expenditure variances as at 31 January 2026.

Other Comprehensive Income	Actuals for the Year	Nil
	End of Year Forecasts	Nil

- 17 There were no significant Other Comprehensive Income variances as at 31 January 2026.

Capital Expenditure Statement (refer Attachment 2)

Capital Expenditure	Actuals for the Year	An underspend variance of \$4,592,127
	End of Year Forecasts	As per budget – not yet due to be reviewed.



Capital Expenditure Variances

- 18 An underspent variance of \$4,592,127 existed as at 31 January 2026 when compared to the budget of \$6,464,024.

19 Capital expenditure totalling \$1,871,897 with the major capital expenditure being undertaken on the following:

- Construct Class III Cell Stage 18 - RHWMF - \$1,168,514;
- Purchase / Replace Miscellaneous Equipment - HRRP - \$119,386;
- FOGO Picking Station - RHWMF - \$105,438;
- Refurbish Plant - RHWMF - \$101,305;
- Purchase / Replace Minor Plant and Equipment - RHWMF - \$69,200;
- Purchase / Replace Minor Plant and Equipment - HRRP - \$54,012;
- Construct Class III Cell Stage 17 - RHWMF - \$43,029;
- Purchase / Replace Vehicles - RHWMF - \$33,987;
- Construct Class III Cell Stage 19 - RHWMF - \$31,550;
- Construct Roads / Carparks - RHWMF - \$28,220;
- FOGO Pad Fence - RHWMF - \$26,698;
- Purchase FOGO Processing Plant - RHWMF - \$25,489;
- Construct Waste Management Facility Buildings - RHWMF - \$16,700;
- Construct Waste Transfer Station - HRRP - \$15,202 and
- FOGO Pad Cover & Associated Works - RHWMF - \$11,850.

20 As end of year forecasts are yet to be reviewed, the forecast balances as at 31 January 2026 are as per the budget estimates.

Statement of Financial Position (refer Attachment 3)

21 The Statement of Financial Position shows the overall impact of actual balances compared with budget provisions and end of year forecasts for operating and capital works activities.

22 Total Equity as at 31 January 2026 is \$58,066,200 showing a decrease of \$119,118,975 from the equity of \$177,185,175 as at 30 June 2025. The decrease is primarily attributed to the City of Swan Payout Provision of \$100,775,706 and Shire of Mundaring Payout Provision of \$24,040,764, partially offset by a surplus of \$5,697,495 on the Comprehensive Income Statement as at 31 January 2026.

23 As end of year forecasts are yet to be reviewed, the forecast balances as at 31 January 2026 are as per the budget estimates.

Statement of Cash and Investments (refer Attachment 4)

24 The level of cash and investments in the Municipal Fund as at 31 January 2026 is \$10,549,845 and Restricted Cash amount to \$70,062,829.

25 The net movement for the month is a decrease of \$2,003,872.

26 As end of year forecasts are yet to be reviewed, the forecast balances as at 31 January 2026 are as per the budget estimates.

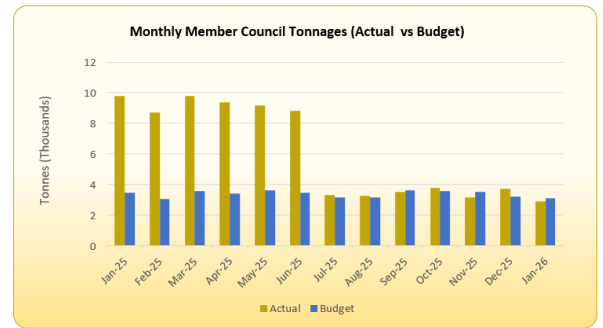
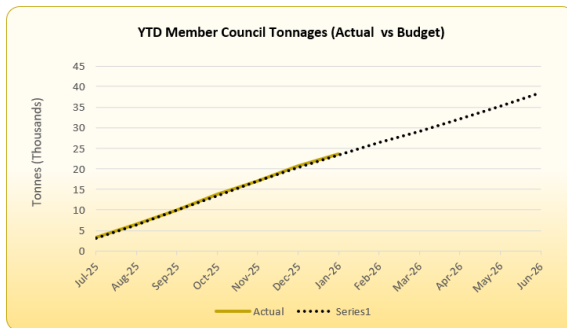
Statement of Financial Activity (refer Attachment 5)

- 27 The Statement of Financial Activity combines information from other report to include Operating Revenue and Expenditure, Capital Income and Expenditure, and transfers to and from reserves.
- 28 The explanation of material variances can be found in the paragraphs under the "Statement of Comprehensive Income - Nature and Type" section.

Investment Report (refer Attachment 6)

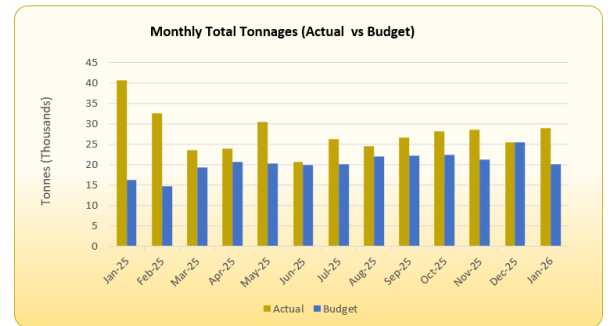
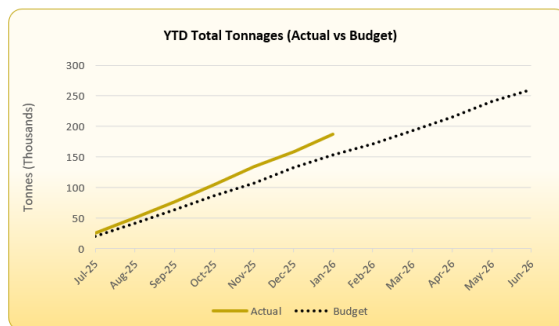
- 29 Term deposits valued at \$20,500,000 matured during January 2026 of which \$16,500,000 was reinvested into further term deposits.

Red Hill Tonnages - Member Councils



- 30 Tonnages received from Member Councils at Red Hill Waste Management Facility were 23,622 tonnes compared to the budget of 23,311 tonnes.
- 31 This compared with 71,129 tonnes in the previous corresponding period. The main variance is due to the change in number of member councils.

Red Hill Tonnages – Total Tonnages



- 32 Total Red Hill tonnages received from all sources were 188,027 tonnes compared to the budget of 153,102 tonnes. The current percentage between commercial customers and member Council is 87.44% and 12.56% respectively.
- 33 Over the same period in 2024/2025 tonnages received from all sources totalled 204,218 tonnes.



STRATEGIC/POLICY IMPLICATIONS

34 Reporting on EMRC Strategic Policy implications align with the revised Strategic Plan 2017-2027 and the Sustainability Strategy.

FINANCIAL IMPLICATIONS

35 As outlined within the report and attachments.

SUSTAINABILITY IMPLICATIONS

36 Nil

RISK MANAGEMENT

Risk – Non-Compliance with Financial Regulations		
Consequence	Likelihood	Rating
Moderate	Unlikely	Moderate
Action/Strategy		
<ul style="list-style-type: none"> ➤ The financial report is scrutinised by the EMRC Council to ensure that all statutory requirements are met. ➤ Internal Audit reviews to ensure compliance with Financial Regulations. ➤ External Audit confirms compliance. 		

MEMBER COUNCIL IMPLICATIONS

Member Council	Implication Details
Town of Bassendean	} Nil
City of Bayswater	

ATTACHMENT(S)

1. Statement of Comprehensive Income by Nature and Type (D2026/02425)
2. Capital Expenditure Statement (D2026/02426)
3. Statement of Financial Position (D2026/02427)
4. Statement of Cash and Investments (D2026/02428)
5. Statement of Financial Activity (D2026/02429)
6. Investment Report (D2026/02430)

VOTING REQUIREMENT

Simple Majority



RECOMMENDATION(S)

That Council receives the Statement of Comprehensive Income, Capital Expenditure Statement, Statement of Financial Position, Statement of Cash and Investments, Statement of Financial Activity and the Investment Report for the period ended 31 January 2026.

COUNCIL RESOLUTION(S)

MOVED CR POLIWKA

SECONDED CR HAMILTON

THAT COUNCIL RECEIVES THE STATEMENT OF COMPREHENSIVE INCOME, CAPITAL EXPENDITURE STATEMENT, STATEMENT OF FINANCIAL POSITION, STATEMENT OF CASH AND INVESTMENTS, STATEMENT OF FINANCIAL ACTIVITY AND THE INVESTMENT REPORT FOR THE PERIOD ENDED 31 JANUARY 2026.

CARRIED UNANIMOUSLY

STATEMENT OF COMPREHENSIVE INCOME

Nature and Type

Year to Date			January 2026			Full Year		
Actual	Budget	Variance			Forecast	Budget	Variance	
Operating Income								
\$38,349,805	\$32,438,581	\$5,911,224	(F)	User Charges	\$55,608,977	\$55,608,977		\$0 (F)
(\$13,315,073)	(\$11,635,617)	(\$1,679,456)	(U)	<u>Less</u> Landfill Levy Charges	(\$19,946,784)	(\$19,946,784)		\$0 (F)
\$25,034,732	\$20,802,964	\$4,231,768	(F)	Net User Charges	\$35,662,193	\$35,662,193		\$0 (F)
\$6,695	\$7,365	(\$670)	(U)	Contributions	\$7,365	\$7,365		\$0 (F)
\$357,400	\$357,000	\$400	(F)	Operating Grants	\$2,107,000	\$2,107,000		\$0 (F)
\$313,627	\$92,722	\$220,905	(F)	Interest Municipal Cash Investments	\$158,951	\$158,951		\$0 (F)
\$1,252,490	\$715,974	\$536,516	(F)	Interest Restricted Cash Investments	\$1,227,375	\$1,227,375		\$0 (F)
\$1,050,658	\$1,091,804	(\$41,146)	(U)	Reimbursements	\$1,871,673	\$1,871,673		\$0 (F)
\$2,325,185	\$1,422,925	\$902,260	(F)	Other	\$2,439,285	\$2,439,285		\$0 (F)
\$158,409	\$160,000	(\$1,591)	(U)	Proceeds from Sale of Assets	\$160,000	\$160,000		\$0 (F)
\$30,499,196	\$24,650,754	\$5,848,442	(F)	Total Operating Income	\$43,633,842	\$43,633,842		\$0 (F)
Operating Expenditure								
\$8,303,231	\$9,097,249	\$794,018	(F)	Salary Expenses	\$15,855,118	\$15,855,118		\$0 (F)
\$4,826,573	\$5,147,607	\$321,034	(F)	Contract Expenses	\$9,102,046	\$9,102,046		\$0 (F)
\$760,323	\$938,262	\$177,939	(F)	Material Expenses	\$1,583,122	\$1,583,122		\$0 (F)
\$310,690	\$316,214	\$5,524	(F)	Utility Expenses	\$542,444	\$542,444		\$0 (F)
\$926,635	\$1,211,214	\$284,579	(F)	Fuel Expenses	\$2,069,203	\$2,069,203		\$0 (F)
\$370,732	\$493,960	\$123,228	(F)	Insurance Expenses	\$918,074	\$918,074		\$0 (F)
\$6,973,881	\$3,897,141	(\$3,076,740)	(U)	Depreciation Expenses	\$6,674,450	\$6,674,450		\$0 (F)
\$600,522	\$852,820	\$252,298	(F)	Miscellaneous Expenses	\$1,458,798	\$1,458,798		\$0 (F)
\$1,733,457	\$1,383,053	(\$350,404)	(U)	Provision Expenses	\$2,370,947	\$2,370,947		\$0 (F)
(\$5,890)	(\$2,757)	\$3,133	(F)	Costs Allocated	\$0	\$0		\$0 (F)
\$1,547	\$2,000	\$453	(F)	Carrying Amount of Assets Disposed Of	\$98,783	\$98,783		\$0 (F)
\$24,801,701	\$23,336,763	(\$1,464,938)	(U)	Total Operating Expenditure	\$40,672,985	\$40,672,985		\$0 (F)
5,697,495	\$1,313,991	\$4,383,504	(F)	NET RESULT BEFORE OTHER COMPREHENSIVE INCOME	\$2,960,857	\$2,960,857		\$0 (F)
Surplus	Surplus				Surplus	Surplus		
Other Comprehensive Income								
\$0	\$0	\$0	(F)	Revaluation of Assets/Accumulated Depreciation Reversal	\$0	\$0		\$0 (F)
\$0	\$0	\$0	(F)	Total Other Comprehensive Income	\$0	\$0		\$0 (F)
\$5,697,495	\$1,313,991	\$4,383,504	(F)	CHANGE IN NET ASSETS FROM OPERATIONS	\$2,960,857	\$2,960,857		\$0 (F)
Surplus	Surplus				Surplus	Surplus		

Notes:

1. User Charges - include member Councils and casual users pertaining to waste, risk management and environmental services fees and charges;
2. Special Charges - Waste Education Levy;
3. Contributions - member Councils' contributions to projects and services;
4. Operating Grants - grant income predominantly from government agencies; and
5. Other Operating Income - includes income from the sale of products;

(F) denotes Favourable variance and (U) denotes Unfavourable variance



CAPITAL EXPENDITURE STATEMENT

JANUARY 2026

Year to Date			On Order	Full Year			
Actual	Budget	Variance		Forecast	Budget	Variance	
Business Support							
\$0	\$770	\$770	\$0	Extend Ascot PV & EV Charging (24399/28)	\$1,320	\$1,320	\$0
\$0	\$2,800	\$2,800	\$0	Purchase Furniture Fittings & Equipment - Corporate Services (24510/01)	\$4,800	\$4,800	\$0
\$0	\$102,662	\$102,662	\$0	Purchase Information Technology & Communication Equipment (24550/00)	\$176,000	\$176,000	\$0
\$1,425	\$0	(\$1,425)	\$0	Capital Improvement Administration Building (25240/01)	\$0	\$0	\$0
\$0	\$1,428	\$1,428	\$0	Upgrade Security Equipment - Ascot Place (25530/01)	\$2,450	\$2,450	\$0
\$1,425	\$107,660	\$106,235	\$0		\$184,570	\$184,570	\$0



CAPITAL EXPENDITURE STATEMENT

JANUARY 2026

Year to Date			On Order		Full Year		
Actual	Budget	Variance			Forecast	Budget	Variance
Operations Team							
\$16,700	\$23,331	\$6,631	\$0	Construct Waste Management Facility Buildings - Red Hill Landfill Facility (24250/01)	\$40,000	\$40,000	\$0
\$15,202	\$233,331	\$218,129	\$0	Construct Waste Transfer Station - HRRP (24259/10)	\$400,000	\$400,000	\$0
\$0	\$0	\$0	\$0	Construct Wood Waste to Energy Building (Commissioning) - HRRP (24259/18)	\$0	\$0	\$0
\$43,029	\$0	(\$43,029)	\$0	Construct Class III Cell Stage 17 - Red Hill Landfill Facility (24310/21)	\$0	\$0	\$0
\$1,168,514	\$1,509,879	\$341,365	\$0	Construct Class III Cell Stage 18 - Red Hill Landfill Facility (24310/22)	\$2,588,374	\$2,588,374	\$0
\$31,550	\$335,412	\$303,862	\$0	Construct Class III Cell Stage 19 - Red Hill Landfill Facility (24310/23)	\$575,000	\$575,000	\$0
\$0	\$43,750	\$43,750	\$0	Construct Class III Cell Stage 20 - Red Hill Landfill Facility (24310/24)	\$75,000	\$75,000	\$0
\$0	\$29,162	\$29,162	\$0	Design and Construct Class IV Cell Stage 3 - Red Hill Landfill Facility (24330/05)	\$50,000	\$50,000	\$0
\$0	\$29,162	\$29,162	\$0	Construct Leachate and Stormwaste Infrastructure and Siltation Ponds - Red Hill Landfill Facility (24350/01)	\$50,000	\$50,000	\$0
\$28,220	\$29,162	\$942	\$21,880	Construct Roads / Carparks - Red Hill Landfill Facility (24370/00)	\$50,000	\$50,000	\$0
\$0	\$192,500	\$192,500	\$0	Construct Access Road to Lots 8 9 10 - Red Hill Landfill Facility (24370/02)	\$330,000	\$330,000	\$0
\$0	\$29,162	\$29,162	\$0	Construct Drainage Diversion and Earthworks Infrastructures - Red Hill Landfill Facility (24380/00)	\$50,000	\$50,000	\$0
\$3,683	\$128,324	\$124,641	\$0	Construct Drainage Works to Lots 8 9 10 - Red Hill Landfill Facility (24380/01)	\$220,000	\$220,000	\$0



CAPITAL EXPENDITURE STATEMENT

JANUARY 2026

Year to Date			On Order		Full Year		
Actual	Budget	Variance			Forecast	Budget	Variance
Operations Team							
\$0	\$23,331	\$23,331	\$7,471	Construct Litter Fence - Redhill Landfill Facility (24394/05)	\$40,000	\$40,000	\$0
\$7,875	\$799,162	\$791,287	\$1,316,574	Relocate Garden Organics Processing area - Red Hill Landfill Facility (24395/04)	\$1,370,000	\$1,370,000	\$0
\$3,000	\$29,162	\$26,162	\$4,545	Construct FOGO Processing Area - Red Hill Landfill Facility (24395/05)	\$50,000	\$50,000	\$0
\$105,438	\$29,162	(\$76,276)	\$0	FOGO Picking Station - Red Hill Landfill Facility (24395/11)	\$50,000	\$50,000	\$0
\$26,698	\$87,500	\$60,802	\$72,650	FOGO Pad Fence - Red Hill Landfill Facility (24395/12)	\$150,000	\$150,000	\$0
\$11,850	\$1,056,678	\$1,044,828	\$0	FOGO Pad Cover & Associated Works - Red Hill Landfill Facility (24395/13)	\$1,811,456	\$1,811,456	\$0
\$0	\$72,912	\$72,912	\$0	Project & Engineering Hazelmere - Construct Other (24399/03)	\$125,000	\$125,000	\$0
\$0	\$14,581	\$14,581	\$29,502	Air Supply lines - Waste Management Structures - Red Hill Landfill Facility (24399/10)	\$25,000	\$25,000	\$0
\$0	\$58,331	\$58,331	\$0	Develop Lots 8 9 & 10 For Future Waste Activities - Red Hill Landfill Facility (24399/19)	\$100,000	\$100,000	\$0
\$0	\$14,581	\$14,581	\$77,995	Gas Extraction System Wells - Red Hill Landfill Facility (24399/20)	\$25,000	\$25,000	\$0
\$0	\$0	\$0	\$0	Design and Construct Air Pollution Control Residue Facility (APCR) Monocell - Red Hill Landfill Faci (24399/32)	\$0	\$0	\$0
\$0	\$875,000	\$875,000	\$1,029,958	Purchase / Replace Plant - Red Hill Landfill Facility (24410/00)	\$1,500,000	\$1,500,000	\$0
\$0	\$320,831	\$320,831	\$0	Purchase / Replace Plant - Hazelmere (24410/01)	\$550,000	\$550,000	\$0
\$25,489	\$29,162	\$3,673	\$0	Purchase FOGO Processing Plant - Red Hill Landfill Facility (24410/10)	\$50,000	\$50,000	\$0



CAPITAL EXPENDITURE STATEMENT

JANUARY 2026

Year to Date			On Order		Full Year		
Actual	Budget	Variance			Forecast	Budget	Variance
Operations Team							
\$69,200	\$93,912	\$24,712	\$0	Purchase / Replace Minor Plant and Equipment-Red Hill Landfill Facility (24420/00)	\$161,000	\$161,000	\$0
\$54,012	\$77,000	\$22,988	\$0	Purchase / Replace Minor Plant and Equipment - Hazelmere (24420/02)	\$132,000	\$132,000	\$0
\$33,987	\$27,412	(\$6,575)	\$488	Purchase / Replace Vehicles - Red Hill Landfill Facility (24430/00)	\$47,000	\$47,000	\$0
\$0	\$5,831	\$5,831	\$0	Purchase / Replace Security System - Hazelmere (24530/10)	\$10,000	\$10,000	\$0
\$0	\$5,831	\$5,831	\$0	Waste Transfer Station - CCTV and Network - HRRP (24530/11)	\$10,000	\$10,000	\$0
\$0	\$16,331	\$16,331	\$0	Purchase Information Technology & Communication Equipment - Hazelmere (24550/03)	\$28,000	\$28,000	\$0
\$0	\$7,000	\$7,000	\$0	Purchase Information Technology & Communication Equipment - Baywaste (24550/04)	\$12,000	\$12,000	\$0
\$0	\$15,750	\$15,750	\$0	Purchase Information Technology & Communication Equipment - Red Hill Admin (24550/05)	\$27,000	\$27,000	\$0
\$0	\$3,500	\$3,500	\$0	Purchase Information Technology & Communication Equipment - Red Hill Weighbridge (24550/06)	\$6,000	\$6,000	\$0
\$0	\$29,162	\$29,162	\$0	Purchase / Replace Other Equipment - Red Hill Landfill Facility (24590/00)	\$50,000	\$50,000	\$0
\$119,386	\$11,662	(\$107,724)	\$0	Purchase / Replace Miscellaneous Equipment - Hazelmere (24590/02)	\$20,000	\$20,000	\$0



CAPITAL EXPENDITURE STATEMENT

JANUARY 2026

Year to Date			On Order	Full Year			
Actual	Budget	Variance		Forecast	Budget	Variance	
Operations Team							
\$0	\$2,912	\$2,912	\$0	Purchase Office Furniture and Fittings - Hazelmere Office (24610/10)	\$5,000	\$5,000	\$0
\$0	\$2,912	\$2,912	\$0	Purchase Furniture and Fittings - Hazelmere Workshop (24610/11)	\$5,000	\$5,000	\$0
\$101,303	\$63,581	(\$37,722)	\$0	Refurbish Plant - Red Hill Landfill Facility (25410/00)	\$109,000	\$109,000	\$0
\$5,336	\$0	(\$5,336)	\$0	Refurbish Plant - Hazelmere (25410/01)	\$0	\$0	\$0
\$1,870,472	\$6,356,364	\$4,485,892	\$2,561,063		\$10,896,831	\$10,896,831	(\$0)
\$1,871,897	\$6,464,024	\$4,592,127	\$2,561,063	TOTAL CAPITAL EXPENDITURE	\$11,081,401	\$11,081,401	\$0



STATEMENT OF FINANCIAL POSITION
JANUARY 2026

Actual June 2025	Actual Year to Date	(F) = Favourable variation (U) = Unfavourable variation	Full Year		
			Forecast	Budget	Variance
Current Assets					
\$2,307,218	\$2,612,674	Cash and Cash Equivalents	\$33,594,001	\$33,594,001	\$0 (F)
\$71,500,000	\$78,000,000	Investments	\$0	\$0	\$0 (F)
\$5,795,731	\$5,538,210	Trade and Other Receivables	\$4,088,629	\$4,088,629	\$0 (F)
\$112,987	\$113,348	Inventories	\$39,035	\$39,035	\$0 (F)
\$39,308	\$397,752	Other Assets	\$67,382	\$67,382	\$0 (F)
\$79,755,244	\$86,661,984	Total Current Assets	\$37,789,047	\$37,789,047	\$0 (F)
Current Liabilities					
\$11,152,225	\$5,609,372	Trade and Other Payables	\$7,302,539	\$7,302,539	\$0 (F)
\$34,409,635	\$34,324,746	Provisions*	\$2,888,934	\$2,888,934	\$0 (F)
\$45,561,860	\$39,934,118	Total Current Liabilities	\$10,191,473	\$10,191,473	\$0 (F)
\$34,193,384	\$46,727,866	Net Current Assets	\$27,597,574	\$27,597,574	\$0 (F)
Non Current Assets					
\$73,340,000	\$73,340,000	Land	\$47,850,257	\$47,850,257	\$0 (F)
\$21,391,459	\$20,940,236	Buildings	\$30,976,537	\$30,976,537	\$0 (F)
\$32,593,577	\$34,827,594	Structures	\$56,149,200	\$56,149,200	\$0 (F)
\$14,906,252	\$12,033,843	Plant	\$22,381,126	\$22,381,126	\$0 (F)
\$1,273,012	\$1,102,634	Equipment	\$2,955,435	\$2,955,435	\$0 (F)
\$127,459	\$117,245	Furniture and Fittings	\$209,836	\$209,836	\$0 (F)
\$8,169,031	\$4,335,708	Work in Progress	\$10,562,667	\$10,562,667	\$0 (F)
\$151,800,790	\$146,697,260	Total Non Current Assets	\$171,085,058	\$171,085,058	\$0 (F)
Non Current Liabilities					
\$8,808,999	\$135,358,926	Provisions*	\$135,803,992	\$135,803,992	\$0 (F)
\$8,808,999	\$135,358,926	Total Non Current Liabilities	\$135,803,992	\$135,803,992	\$0 (F)
\$177,185,175	\$58,066,200	Net Assets	\$62,878,640	\$62,878,640	\$0 (F)
Equity					
\$33,793,552	\$47,656,865	Accumulated Surplus/Deficit	\$1,282,614	\$1,282,614	\$0 (F)
\$62,297,674	\$62,297,674	Asset Revaluation Reserve	\$30,374,026	\$30,374,026	\$0 (F)
\$67,230,636	\$67,230,636	Cash Backed Reserves	\$28,261,143	\$28,261,143	\$0 (F)
\$0	(\$124,816,470)	Equity Payout	\$0	\$0	\$0 (F)
\$13,863,313	\$5,697,495	Net change in assets from operations	\$2,960,857	\$2,960,857	\$0 (F)
\$177,185,175	\$58,066,200	Total Equity	\$62,878,640	\$62,878,640	\$0 (F)

*Current Liabilities - Provisions include City of Kalamunda Payout Provision of \$31,717,882.

*Non Current Liabilities - Provisions include City of Swan Payout Provision of \$100,775,706 and Shire of Mundaring Payout Provision of \$24,040,764.

CASH AND INVESTMENTS JANUARY 2026

Actual June 2025	Actual Year to Date		Full Year		
			Forecast	Budget	Variance
Municipal Cash and Investments					
2,303,368	2,608,824	Cash at Bank - Municipal Fund 01001/00	2,158,951	2,158,951	0 (F)
3,850	3,850	Cash on Hand 01019/00 - 02	3,850	3,850	0 (F)
4,269,364	7,937,171	Investments - Municipal Fund 02021/00	3,170,057	3,170,057	0 (F)
6,576,582	10,549,845	Total Municipal Cash	5,332,858	5,332,858	0 (F)
Restricted Cash and Investments					
1,479,731	737,316	Restricted Investments - Plant and Equipment 02022/01	1,475,254	1,475,254	0 (F)
4,853,325	5,105,142	Restricted Investments - Post Closure Site Rehabilitation Red Hill 02022/02	3,395,153	3,395,153	0 (F)
6,991,417	5,327,913	Restricted Investments - Future Development 02022/03	6,510,148	6,510,148	0 (F)
4,404,275	4,632,793	Restricted Investments - Environmental Monitoring Red Hill 02022/04	917,544	917,544	0 (F)
5,669,768	5,980,411	Restricted Investments - Class IV Cells Red Hill 02022/07	4,901,634	4,901,634	0 (F)
1,595,150	2,604,908	Restricted Investments - Class III Cells 02022/10	711,402	711,402	0 (F)
6,268,110	6,593,334	Restricted Investments - EastLink Relocation 02022/13	1,416,772	1,416,772	0 (F)
6,162,728	9,209,503	Restricted Investments - Committed Funds 02022/14	6,823,043	6,823,043	0 (F)
28,546,094	28,546,094	Restricted Investments - Equity Reserve 02022/15	782,061	782,061	0 (F)
1,260,038	1,325,415	Restricted Investments - Long Service Leave 02022/90	1,328,132	1,328,132	0 (F)
67,230,636	70,062,829	Total Restricted Cash	28,261,143	28,261,143	0 (F)
73,807,218	80,612,674	TOTAL CASH AND INVESTMENTS	33,594,001	33,594,001	0 (F)

The Cash at Bank - Municipal Fund represents the balance on the last day of the relevant month. Any portion of the balance available for investment is transferred into the Investment - Municipal Fund account in the following period. Funds held in the Cash at Bank - Municipal Fund continue to accrue interest as per the Westpac commercial rates.



STATEMENT OF FINANCIAL ACTIVITY January 2026

Year to Date				Full Year		
Actual	Budget	Variance	(F) = Favourable variation (U) = Unfavourable variation	Forecast	Budget	Variance
OPERATING ACTIVITIES						
Revenue from operating activities						
\$38,349,805	\$32,438,581	\$5,911,224	(F)	\$55,608,977	\$55,608,977	\$0 (F)
\$1,414,753	\$1,456,169	(\$41,416)	(U)	\$3,986,038	\$3,986,038	\$0 (F)
\$1,566,117	\$808,696	\$757,421	(F)	\$1,386,326	\$1,386,326	\$0 (F)
\$2,325,185	\$1,422,925	\$902,260	(F)	\$2,439,285	\$2,439,285	\$0 (F)
\$156,862	\$158,000	(\$1,138)	(U)	\$61,217	\$61,217	\$0 (F)
\$43,812,722	\$36,284,371	\$7,528,351	(F)	\$63,481,843	\$63,481,843	\$0 (F)
Expenditure from operating activities						
(\$8,303,231)	(\$9,097,249)	\$794,018	(F)	(\$15,855,118)	(\$15,855,118)	\$0 (F)
(\$5,586,896)	(\$6,085,869)	\$498,973	(F)	(\$10,685,168)	(\$10,685,168)	\$0 (F)
(\$310,690)	(\$316,214)	\$5,524	(F)	(\$542,444)	(\$542,444)	\$0 (F)
(\$6,973,881)	(\$3,897,141)	(\$3,076,740)	(U)	(\$6,674,450)	(\$6,674,450)	\$0 (F)
(\$370,732)	(\$493,960)	\$123,228	(F)	(\$918,074)	(\$918,074)	\$0 (F)
(\$16,569,797)	(\$15,079,947)	(\$1,489,850)	(U)	(\$25,845,732)	(\$25,845,732)	\$0 (F)
(\$38,115,227)	(\$34,970,380)	(\$3,144,847)	(U)	(\$60,520,986)	(\$60,520,986)	\$0 (F)
\$9,464,548	\$5,542,800	\$3,921,748	(F)	\$8,631,722	\$8,631,722	\$0 (F)
\$15,162,043	\$6,856,791	\$8,305,252	(F)	\$11,592,579	\$11,592,579	\$0 (F)
Amount attributable to operating activities						
INVESTING ACTIVITIES						
Inflows from investing activities						
\$158,409	\$160,000	(\$1,591)	(U)	\$160,000	\$160,000	\$0 (F)
\$158,409	\$160,000	(\$1,591)	(U)	\$160,000	\$160,000	\$0 (F)
Outflows from investing activities						
(\$608,971)	(\$2,281,069)	\$1,672,098	(F)	(\$3,910,450)	(\$3,910,450)	\$0 (F)
(\$2,176,998)	(\$4,911,459)	\$2,734,461	(F)	(\$7,170,950)	(\$7,170,950)	\$0 (F)
(\$2,785,969)	(\$7,192,528)	\$4,406,559	(F)	(\$11,081,401)	(\$11,081,401)	\$0 (F)
(\$2,627,560)	(\$7,032,528)	\$4,404,968	(F)	(\$10,921,401)	(\$10,921,401)	\$0 (F)
Amount attributable to investing activities						
FINANCING ACTIVITIES						
Inflows from financing activities						
\$7,478,043	\$10,749,354	(\$3,271,311)	(U)	\$18,427,499	\$18,427,499	\$0 (F)
\$7,478,043	\$10,749,354	(\$3,271,311)	(U)	\$18,427,499	\$18,427,499	\$0 (F)
Outflows from financing activities						
(\$10,310,236)	(\$2,052,820)	(\$8,257,416)	(U)	(\$3,519,176)	(\$3,519,176)	\$0 (F)
(\$10,310,236)	(\$2,052,820)	(\$8,257,416)	(U)	(\$3,519,176)	(\$3,519,176)	\$0 (F)
(\$2,832,193)	\$8,696,534	(\$11,528,727)	(U)	\$14,908,323	\$14,908,323	\$0 (F)
Amount attributable to financing activities						
MOVEMENT IN SURPLUS OR DEFICIT						
(\$33,037,253)	(\$16,243,070)	(\$16,794,183)	(U)	(\$16,243,070)	(\$16,243,070)	\$0 (F)
\$15,162,043	\$6,856,791	\$8,305,252	(F)	\$11,592,579	\$11,592,579	\$0 (F)
(\$2,627,560)	(\$7,032,528)	\$4,404,968	(F)	(\$10,921,401)	(\$10,921,401)	\$0 (F)
(\$2,832,193)	\$8,696,534	(\$11,528,727)	(U)	\$14,908,323	\$14,908,323	\$0 (F)
(\$23,334,963)	(\$7,722,273)	(\$15,612,690)	(U)	(\$663,569)	(\$663,569)	\$0 (F)
Surplus or deficit after imposition of general rates						

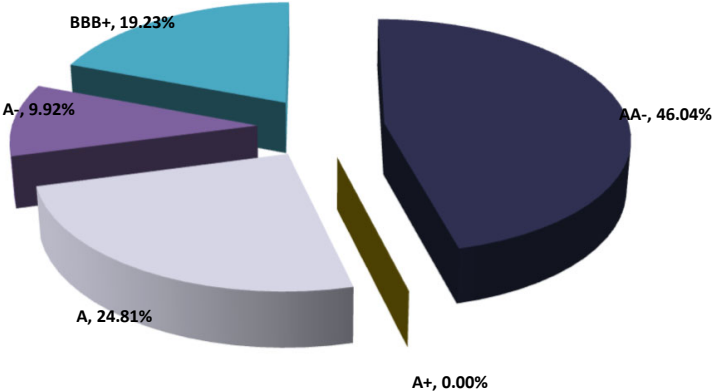
EMRC Investment Report

January 2026

I. Overall Portfolio Limits

S&P Long Term Rating	% Portfolio	Investment Maximum %
AA-	46.04%	100.00%
A+	0.00%	100.00%
A	24.81%	100.00%
A-	9.92%	100.00%
BBB+	19.23%	40.00%
	<u>100.00%</u>	

Investment by S&P Rating



II. Single Entity Exposure

	S&P Long Term Rating	% Portfolio	
ANZ Banking Group	AA-	0.00%	
AMP	BBB+	19.23%	*
NAB	AA-	3.72%	
Westpac / St. George Bank	AA-	32.40%	
Suncorp	A+	0.00%	*
BOQ / ME Bank	A-	9.92%	*
Rabobank	A	24.81%	
Bendigo	A-	0.00%	*
Commonwealth Bank	AA-	9.92%	
		<u>100.00%</u>	

* Non-Fossil Fuel ADI (Authorised Deposit Taking Institution)

III. Term to Maturity Framework

Maturity Profile	Investment Policy Guidelines		
	% Portfolio	% Min	% Max
Less Than 1 Year	100.00%	40%	100%
Greater than 1 year & less than or equal to 3 years	0.00%	0%	60%
	<u>100.00%</u>		

IV. Fossil Fuel Divestment

	% Portfolio
Non-Fossil Fuel ADI's	29.15%
Fossil Fuel ADI's	70.85%
	<u>100.00%</u>



14.5 REVIEW OF COUNCIL POLICY 2.2 – BROADCAST AND RECORDING OF COUNCIL MEETINGS

D2026/01797 (AF) | D2026/02431

PURPOSE OF REPORT

The purpose of this report is for Council to review Council Policy 2.2 – Broadcast and Recording of Council Meetings and to adopt the recommended changes to improve the accuracy of minute taking and record keeping,

KEY POINT(S)

- Council Policy 2.2 – Broadcast and Recording of Council Meetings was last fully reviewed at the meeting of Council held on 24 October 2024 (D2024/27039).
- The revised policy adds the audio recording of Committee Meetings.
- It is proposed that the existing policy, as revised, be adopted.

RECOMMENDATION(S)

That:

1. Council adopts the Council Policy 2.2 – Broadcast and Recording of Council Meetings as reviewed and amended forming Attachment 2 to this report.
2. The adopted policy, as reviewed and amended be scheduled to be reviewed again in four years.

SOURCE OF REPORT

Employee Disclosure under s.5.70 of the *Local Government Act 1995*:

Author(s)	Manager Information Services	Nil
Responsible Officer	Chief Financial Officer	Nil

BACKGROUND

- 1 Council Policy 2.2 – Audio Recording of Council Meetings was last fully reviewed at the meeting of Council held on 24 October 2024 (D2024/27039).
- 2 Section 58 of the *Local Government Amendment Act 2023* introduced a new section 5.23A into the *Local Government Act 1995* covering electronic broadcasting (livestreaming) and video and audio recording of council meetings. The requirements were incorporated into the 2024 review of the policy.

REPORT

- 3 The policies of the EMRC, determined by Council as required under Section 2.7(2)(b) of the *Local Government Act 1995* (the Act), guide and inform management and the public about key Council principles. It is important that policies are reviewed periodically and amended where necessary.
- 4 To support consistent and accurate record keeping, officers propose that audio recordings be extended to include all meetings of Committees. This measure will enhance the reliability of minutes and ensure that administrative records reflect the proceedings accurately.



5 Officers have recommended that live streaming continues to be limited to Ordinary and Special Meetings of Council, and that Agenda Forums and meetings of Committees be audio recorded for administrative purposes only.

6 A summary of the requirements for the EMRC is as follows:

- video and audio livestreaming of council meetings (open proceedings);
- no livestreaming of closed proceedings;
- video and audio recording of council meetings (open proceedings);
- audio recordings of closed proceedings;
- audio recordings of Agenda Forums and meetings of Committees;
- livestreaming and recording technology installed at the council’s usual meeting place; and
- portable technology for meetings held outside of the usual meeting place or in case of a technological failure.

7 It is recommended Council adopt the Council Policy 2.2 Broadcast and Recording of Council Meetings forming attachment 2 of this report.

STRATEGIC/POLICY IMPLICATIONS

8 Reporting on EMRC Strategic Policy implications align with the revised Strategic Plan 2017-2027 and the Sustainability Strategy.

FINANCIAL IMPLICATIONS

9 Support for live streaming and recording has been allowed for in the adopted Annual Budget.

SUSTAINABILITY IMPLICATIONS

10 The policy under review contributes to sustainability by informing management and the public about a key Council policy and procedures.

RISK MANAGEMENT

Risk – Non-Compliance with Local Government Act and Regulations

Consequence	Likelihood	Rating
Moderate	Unlikely	Moderate
Action/Strategy		
➤ Council to adopt the revised Council Policy 2.2		



MEMBER COUNCIL IMPLICATIONS

Member Council	Implication Details
Town of Bassendean } City of Bayswater }	Nil

ATTACHMENT(S)

1. Council Policy 2.2 - Broadcast and Recording of Council Meetings – With Track Changes (D2026/02432)
2. Council Policy 2.2 - Broadcast and Recording of Council Meetings - Clean Copy (D2026/02433)

VOTING REQUIREMENT

Simple Majority

RECOMMENDATION(S)

That:

1. Council adopts the Council Policy 2.2 – Broadcast and Recording of Council Meetings as reviewed and amended forming Attachment 2 to this report.
2. The adopted policy, as reviewed and amended be scheduled to be reviewed again following the local government elections in 2029.

COUNCIL RESOLUTION(S)

MOVED CR POLIWKA

SECONDED CR HAMILTON

THAT:

1. COUNCIL ADOPTS THE COUNCIL POLICY 2.2 – BROADCAST AND RECORDING OF COUNCIL MEETINGS AS REVIEWED AND AMENDED FORMING ATTACHMENT 2 TO THIS REPORT.
2. THE ADOPTED POLICY, AS REVIEWED AND AMENDED BE SCHEDULED TO BE REVIEWED AGAIN FOLLOWING THE LOCAL GOVERNMENT ELECTIONS IN 2029.

CARRIED UNANIMOUSLY



Council Policy 2.2

Broadcast and Recording of Council Meetings

Strategic Plan Objective

To report against the revised 10 Year Strategic Plan 2017-2027 and the Sustainability Strategy 2022/2023 – 2026/2027 objectives.

Purpose

To ensure open, transparent and accountable decision making and access to Council meetings.

To ensure the accuracy of the minutes of Council and Committee meetings-minutes.

To emphasise that the reason for the broadcast and recording of Council Meetings is to ensure compliance with the *Local Government (Administration) Regulations 1996 Part 2A*.

To ensure that there is a process in place to outline the access to recorded Council meetings.

Legislation and Standards

Local Government Act 1995

Local Government (Administration) Regulations 1996

State Records Act 2000

[Standing Orders Local Law 2013](#)[Meeting Procedures Local Law 2023](#)

Policy Statement

Broadcast and Recording of Proceedings

1. All Ordinary and Special meetings of Council will, wherever technically possible, be broadcast (both video and audio) and recorded by the EMRC in their entirety, excluding where Council has resolved to close the meeting to members of the public in accordance with section 5.23 of the *Local Government Act 1995* and the [EMRC's Standing Orders Local Law 2013](#)[EMRC's Meeting Procedures Local Law 2023](#).
2. All Agenda Forums and Meetings of Committees will, wherever technically possible, be audio recorded by the EMRC in their entirety for administrative purposes but not broadcast.
23. Clear signage will be placed in the Council Chamber advising members of the public ~~that the~~of those meetings ~~that~~ will be broadcast and recorded.
43. At the commencement of each Ordinary and Special meetings of Council ~~meeting~~ the Chairperson will publicly announce that the meeting will be broadcast and recorded.
54. Other than in accordance with this Policy, a person must not use any electronic, visual or audio recording device or instrument to record the proceedings of Council without the written permission of the Chairperson or Chief Executive Officer.
65. Opinions expressed or statements made by persons during the course of a Council meeting, and contained within the recording, are the opinions or statements of those individual persons and do not represent opinions or statements of the EMRC. The recording is not, and shall not be taken to be, a confirmed official record of Council, or of any meeting or discussion to which it relates or may appear to relate.



76. The recording of Council meetings shall assist in the preparation of the minutes of Council consistent with the objectives of section 1.3(2)(c) of the *Local Government Act 1995*.
87. The official record of the meeting will be the written minutes prepared in accordance with the requirements of the *Local Government Act 1995* and the *Local Government (Administration) Regulations 1996*, which require confirmation by Council resolution and must be signed by the person presiding at the meeting [when the minutes are confirmed](#).
- ~~8. Livestreaming of Council meetings will commence from the first meeting in 2025, or earlier if the facilities are available.~~

Access to and Permitted Use of Recordings

- ~~98.~~ The recording of ~~Ordinary and Special Council meetings of Council~~, excluding those parts of the meeting that were closed to the public by resolution of Council shall be made available on the EMRC's website following the Council meeting.
109. For the avoidance of doubt any confidential items that have been closed to the public will be recorded, but not broadcast.
11. The EMRC prohibits any reproduction, distribution, republication and/or retransmission of Council meeting recordings without the prior written consent of the EMRC.

Retention and Disposal of Recordings

12. Recordings will be retained in accordance with the *Local Government (Administration) Regulations 1996 Part 2A*.
13. Disposal will be in accordance with the *Local Government (Administration) Regulations 1996 Part 2A* which allow for the destruction of the recordings of Council meetings five (5) years after the meeting day.

Dispute Resolution

14. All disputes in regard to this Policy will be referred to the Chief Financial Officer in the first instance. In the event that an agreement cannot be reached, the matter will be submitted to the Chief Executive Officer for determination.

Financial Considerations

The costs of implementing the broadcast and recording and making it publicly accessible have been budgeted for.

Adopted/Reviewed

- 19 March 2020
- 22 June 2023
- 24 October 2024
- 26 ~~February 2026~~

Next Review

~~October 2028~~ ~~February 2030~~ [Following the Local Government Election in 2029](#)

Responsible Unit

Business Support Team



Council Policy 2.2

Broadcast and Recording of Council Meetings

Strategic Plan Objective

To report against the revised 10 Year Strategic Plan 2017-2027 and the Sustainability Strategy 2022/2023 – 2026/2027 objectives.

Purpose

To ensure open, transparent and accountable decision making and access to Council meetings.

To ensure the accuracy of the minutes of Council and Committee meetings.

To emphasise that the reason for the broadcast and recording of Council Meetings is to ensure compliance with the *Local Government (Administration) Regulations 1996 Part 2A*.

To ensure that there is a process in place to outline the access to recorded Council meetings.

Legislation and Standards

Local Government Act 1995

Local Government (Administration) Regulations 1996

State Records Act 2000

Meeting Procedures Local Law 2023

Policy Statement

Broadcast and Recording of Proceedings

1. All Ordinary and Special meetings of Council will, wherever technically possible, be broadcast (both video and audio) and recorded by the EMRC in their entirety, excluding where Council has resolved to close the meeting to members of the public in accordance with section 5.23 of the *Local Government Act 1995* and the *EMRC's Meeting Procedures Local Law 2023*.
2. All Agenda Forums and Meetings of Committees will, wherever technically possible, be audio recorded by the EMRC in their entirety for administrative purposes but not broadcast.
3. Clear signage will be placed in the Council Chamber advising members of the public of those meetings that will be broadcast and recorded.
4. At the commencement of each Ordinary and Special meetings of Council the Chairperson will publicly announce that the meeting will be broadcast and recorded.
5. Other than in accordance with this Policy, a person must not use any electronic, visual or audio recording device or instrument to record the proceedings of Council without the written permission of the Chairperson or Chief Executive Officer.
6. Opinions expressed or statements made by persons during the course of a Council meeting, and contained within the recording, are the opinions or statements of those individual persons and do not represent opinions or statements of the EMRC. The recording is not, and shall not be taken to be, a confirmed official record of Council, or of any meeting or discussion to which it relates or may appear to relate.



7. The recording of Council meetings shall assist in the preparation of the minutes of Council consistent with the objectives of section 1.3(2)(c) of the *Local Government Act 1995*.
8. The official record of the meeting will be the written minutes prepared in accordance with the requirements of the *Local Government Act 1995* and the *Local Government (Administration) Regulations 1996*, which require confirmation by Council resolution and must be signed by the person presiding at the meeting when the minutes are confirmed.

Access to and Permitted Use of Recordings

9. The recording of Ordinary and Special Council meetings, excluding those parts of the meeting that were closed to the public by resolution of Council shall be made available on the EMRC's website following the Council meeting.
10. For the avoidance of doubt any confidential items that have been closed to the public will be recorded, but not broadcast.
11. The EMRC prohibits any reproduction, distribution, republication and/or retransmission of Council meeting recordings without the prior written consent of the EMRC.

Retention and Disposal of Recordings

12. Recordings will be retained in accordance with the *Local Government (Administration) Regulations 1996 Part 2A*.
13. Disposal will be in accordance with the *Local Government (Administration) Regulations 1996 Part 2A* which allow for the destruction of the recordings of Council meetings five (5) years after the meeting day.

Dispute Resolution

14. All disputes in regard to this Policy will be referred to the Chief Financial Officer in the first instance. In the event that an agreement cannot be reached, the matter will be submitted to the Chief Executive Officer for determination.

Financial Considerations

The costs of implementing the broadcast and recording and making it publicly accessible have been budgeted for.

Adopted/Reviewed

- 19 March 2020
- 22 June 2023
- 24 October 2024
- 26 February 2026

Next Review

Following the Local Government Election in 2029

Responsible Unit

Business Support Team



14.6 REVIEW OF COUNCIL POLICY 5.1 – ENVIRONMENTAL POLICY

D2026/01839 (AF) | D2026/02434

PURPOSE OF REPORT

The purpose of this report is for Council to adopt the revised Council Policy 5.1 Environmental Policy.

KEY POINT(S)

- The policy has been substantially revised to incorporate guidance provided by SGS ISO1400:2015 Environmental Management System internal auditor trainers to further align with the standards, as well as reflect recent organisational changes within the EMRC

RECOMMENDATION(S)

That Council:

1. Adopts revised EMRC Policy 5.1 – Environmental Policy, forming attachment 2 to this report; and
2. Reviews Policy 5.1 annually with the next review scheduled for February 2027.

SOURCE OF REPORT

Employee Disclosure under s.5.70 of the *Local Government Act 1995*

Author(s)	Chief Transformation Officer	Nil
Responsible Officer	Chief Executive Officer	Nil

BACKGROUND

- 1 The EMRC has had an Environmental Policy since 1998 as part of the EMRC’s Environmental Management System (EMS) which received accreditation to the International Standards for Environmental Management Systems – ISO 14001:2015 in 2019.
- 2 EMRC Policy 5.1 – Environmental Policy was last reviewed at the meeting of Council held on June 2024 (D2024/15432).

REPORT

- 3 The policies of the EMRC, determined by Council as required under Section 2.7(2)(b) of the *Local Government Act 1995* (the Act), guide and inform management and the public about key Council principles. It is important that policies are reviewed periodically and amended where necessary.
- 4 A review of the existing policy has been undertaken with the following objectives used as a basis for undertaking the review:
 - To ensure the policy reflects current strategic direction;
 - To ensure the policy meets the definition of a policy;
 - To incorporate in the policy appropriate amendments to account for changes in details such as dates, times and values since the last review;



- To realign the policy with the adopted revised 10 Year Strategic Plan 2017-2027 and the Sustainability Strategy; and
 - To ensure the policy is contemporary and appropriate for the Council.
- 5 The three main actions undertaken when reviewing a policy include:
- Maintain the current policy without amendment;
 - Maintain the policy with amendments; and
 - Delete the policy if it is no longer required, for example if it has been incorporated into another policy
- 6 Proposed amendments to the EMRC Environmental Policy are as follows:
- To further align with compliance obligations under the ISO 14001:2015 standards; and
 - Reflect internal changes at the EMRC.

STRATEGIC/POLICY IMPLICATIONS

- 7 Reporting on the EMRC Strategic Policy implications align with the revised Strategic Plan 2017-2027 and the Sustainability Strategy 2022/2023 – 2026/2027.

FINANCIAL IMPLICATIONS

- 8 Nil

SUSTAINABILITY IMPLICATIONS

- 9 The proposed amendments to the Environmental Policy further align with the compliance obligations under the ISO 14001:2015 standards, as well as address internal changes within the EMRC.

RISK MANAGEMENT

Risk: Non-compliance with EMRC’s responsibility to maintain responsible and accountable governance and management of the organisation

Consequence	Likelihood	Rating
Moderate	Unlikely	Moderate
Action/Strategy		
➤ Council to adopt the revised Council Policy 5.1		

MEMBER COUNCIL IMPLICATIONS

Member Council	Implication Details
Town of Bassendean City of Bayswater	As reflected in the respective reports



ATTACHMENT(S)

1. Council Policy 5.1 – Eastern Metropolitan Regional Council Environmental Policy – With Track Changes (D2026/02435)
2. Council Policy 5.1 – Eastern Metropolitan Regional Council Environmental Policy – Clean Copy (D2026/02436)

VOTING REQUIREMENT

Simple Majority

RECOMMENDATION(S)

That Council:

1. Adopts revised EMRC Policy 5.1 – Environmental Policy, forming attachment 2 to this report; and
2. Reviews Policy 5.1 annually with the next review scheduled for February 2027.

COUNCIL RESOLUTION(S)

MOVED CR POLIWKA

SECONDED CR HAMILTON

THAT COUNCIL:

1. ADOPTS REVISED EMRC POLICY 5.1 – ENVIRONMENTAL POLICY, FORMING ATTACHMENT 2 TO THIS REPORT; AND
2. REVIEWS POLICY 5.1 ANNUALLY WITH THE NEXT REVIEW SCHEDULED FOR FEBRUARY 2027.

CARRIED UNANIMOUSLY



Council Policy 5.1

Eastern Metropolitan Regional Council Red Hill Waste Management Facility and Hazelmere Resource Recovery Park Environmental Policy

Strategic Plan Objective

To achieve the Eastern Metropolitan Regional Council Plan for the Future in accordance with the revised *10 Year Strategic Plan 2017-2027* and the *Sustainability Strategy 2022/2023 - 2026/2027*.

Purpose

To provide guiding principles of environmental management at the Eastern Metropolitan Regional Council EMRC and meet compliance obligations under the ISO14001:2015 standards for the Red Hill Waste Management Facility and Hazelmere Resource Recovery Park.

Legislation

Environmental Protection Act 1986

Contaminated Sites Act 2003

Environmental Protection Biodiversity Conservation Act 1999

Policy Statement

Commitment

The EMRC manages the Red Hill Waste Management Facility and the Hazelmere Resource Recovery Park on behalf of its four member Councils in the eastern region of the Perth metropolitan area. The EMRC is committed to minimising the environmental and social impacts of operations by working towards best practice management. Our Environmental Management System (EMS), aligned with ISO14001, provides the framework that guides our decisions, shapes our responsibilities, and ensures we operate with integrity and accountability.

Environmental Policy Objectives

The EMRC recognises the critical role our facility plays in safeguarding the environment and supporting our local community. To meet these responsibilities, The EMRC commits to:

To fulfil these commitments the EMRC will:

1. Compliance with Legal and Other Requirements

Comply with all applicable environmental laws, regulations, license conditions, and other requirements relevant to our operations. Compliance is a baseline expectation and a shared responsibility across all levels of the organisation.

2. Environmental Protection and Pollution Prevention

Prevent pollution by minimising emissions, managing leachate and landfill gas and ensuring waste materials are handled, stored, and disposed of in a manner that protects the environment.

4.3. Continual Improvement of Environmental Performance

~~Continually improve our EMS and environmental performance by identifying risks and opportunities, setting measurable objectives, investing in new technologies where feasible, and regularly reviewing our results to maximise positive environmental outcomes. Comply, as a minimum, with all applicable environmental legal obligations and internal EMRC standards;~~

~~Openly and transparently report our environmental performance;~~

~~Strive to meet community expectations through addressing concerns and providing avenues for them to liaise with EMRC staff and management;~~

~~Strive for continual improvement by implementing and maintaining an Environmental Management System (Red Hill) that is communicated and supported from management to operational staff and contractors (at all levels) to enhance environmental performance and achieve best practice management;~~

~~Continue to be innovative by supporting research into the understanding of the environment which will enable the use of sound data as the basis for all environmental and operational decisions;~~

4. Transparency and Community Responsibility

~~Communicate openly with regulators, stakeholders, and our local community. We aim to build trust through transparency, responsible operations, and proactive engagement. Encourage and support better waste management practices through education and diversion strategies;~~

5. Employee Involvement and Environmental Culture

~~Provide the training, tools, and resources needed to ensure all employees understand their environmental responsibilities and are empowered to contribute to our environmental goals.~~

~~Additionally, we will ensure that contractors receive the necessary inductions and support to fully understand and adhere to our environmental objectives, enabling them to contribute effectively to our sustainability efforts. Prevent pollution and protect the environment by assessing the environmental implications of planning decisions associated with the design, construction and operation of the Red Hill Waste Management Facility and Hazelmere Resource Recovery Park;~~

~~Raise environmental awareness for staff and contractors to be aware of and accountable for their individual contributions to environmental performance and encourage every employee and contractor to demonstrate respect for the environment;~~

~~➤ Be committed to reducing greenhouse gas emissions through appropriate mitigation and adaptation strategies and evaluate the climate change implications of operational and strategic decisions; and~~

~~➤ Focus on meeting the needs of current and future generations by integrating environmental sustainability, social opportunities and economic development into the Red Hill Waste Management Facility and Hazelmere Resource Recovery Park operations.~~

Responsibilities

The EMRC expects every employee, contractor, and partner to uphold these commitments and support the effective operation of our EMS. Through collective effort and a shared dedication to responsible and sustainable landfill management, the EMRC will mitigate potential risks to protect our environment today for future generations. Each employee and contractor have a personal obligation to comply with the Red Hill and Hazelmere Environmental Policy.

~~Management is responsible for taking this policy into consideration when making any planning or operational decisions. Management is also responsible for ensuring the policy is communicated to and implemented by all staff, contractors, suppliers, local community and visitors.~~

~~The environmental program will be audited on a regular basis to confirm and improve performance against the requirements of this policy.~~

~~The EMRC publicly reports its environmental performance in its annual monitoring and compliance report.~~

Financial Considerations

Funding for environmental management activities are included in the annual budgets related to the Red Hill Waste Management Facility and Hazelmere Resource Recovery Park.

Adopted/Reviewed

23 April 1998

22 July 1999

02 May 2002

20 May 2004

23 February 2006

18 September 2008

24 September 2009

23 September 2010

18 September 2014

24 August 2017

06 December 2018

24 June 2021

27 June 2024

~~20 January 2026~~ 26 February 2026

Next Review

~~January 2027~~ Following the Local Government Elections in 2029

Responsible Unit

~~Environmental and Waste Compliance Team~~ Sustainability Team



Council Policy 5.1

Eastern Metropolitan Regional Council Environmental Policy

Strategic Plan Objective

To achieve the Eastern Metropolitan Regional Council Plan for the Future in accordance with the revised 10 Year Strategic Plan 2017-2027 and the Sustainability Strategy 2022/2023 - 2026/2027.

Purpose

To provide guiding principles of environmental management at the EMRC and meet compliance obligations under the ISO14001:2015 standards.

Legislation and Standards

Environmental Protection Act 1986

Contaminated Sites Act 2003

Environmental Protection Biodiversity Conservation Act 1999

Policy Statement

Commitment

Our Environmental Management System (EMS), aligned with ISO14001, provides the framework that guides our decisions, shapes our responsibilities, and ensures we operate with integrity and accountability.

Environmental Policy Objectives

The EMRC recognises the critical role our facilities plays in safeguarding the environment and supporting our local community. To meet these responsibilities, The EMRC commits to:

1. Compliance with Legal and Other Requirements

Comply with all applicable environmental laws, regulations, license conditions, and other requirements relevant to our operations. Compliance is a baseline expectation and a shared responsibility across all levels of the organisation.

2. Environmental Protection and Pollution Prevention

Prevent pollution by minimising emissions, managing leachate and landfill gas and ensuring waste materials are handled, stored, and disposed of in a manner that protects the environment.

3. Continual Improvement of Environmental Performance

Continually improve our EMS and environmental performance by identifying risks and opportunities, setting measurable objectives, investing in new technologies where feasible, and regularly reviewing our results to maximise positive environmental outcomes.



4. Transparency and Community Responsibility

Communicate openly with regulators, stakeholders, and our local community. We aim to build trust through transparency, responsible operations, and proactive engagement.

5. Employee Involvement and Environmental Culture

Provide the training, tools, and resources needed to ensure all employees understand their environmental responsibilities and are empowered to contribute to our environmental goals.

Additionally, we will ensure that contractors receive the necessary inductions and support to fully understand and adhere to our environmental objectives, enabling them to contribute effectively to our sustainability efforts.

Responsibilities

The EMRC expects every employee, contractor, and partner to uphold these commitments and support the effective operation of our EMS. Through collective effort and a shared dedication to responsible and sustainable landfill management, the EMRC will mitigate potential risks to protect our environment today for future generations.

Financial Considerations

Funding for environmental management activities are included in the annual budgets related to the Red Hill Waste Management Facility and the Hazelmere Resource Recovery Park.

Adopted/Reviewed

- 23 April 1998
- 22 July 1999
- 02 May 2002
- 20 May 2004
- 23 February 2006
- 18 September 2008
- 24 September 2009
- 23 September 2010
- 18 September 2014
- 24 August 2017
- 06 December 2018
- 24 June 2021
- 27 June 2024
- 26 February 2026

Next Review

Following the Local Government Elections in 2029

Responsible Unit

Environmental and Waste Compliance Team



14.7 REQUEST FOR TENDER – RFT 2025-003 – DESIGN AND CONSTRUCTION OF SHADE STRUCTURE AT THE FOGO PROCESSING AREA – RED HILL WASTE MANAGEMENT FACILITY

D2026/01954 (AF) | D2026/02437

PURPOSE OF REPORT

The purpose of this report is to inform Council of the results of a Request for Tender (RFT) 2025-003 for the Design and Construction of Shade Structure at the FOGO Processing Area for the Red Hill Waste Management Facility (RHWMF) and recommend acceptance of the tender submission from Byte Construct Pty Ltd.

KEY POINT(S)

- A tender for the construction of shade structure at the FOGO processing area at RHWMF was advertised and released to the market on Wednesday, 12 November 2025 in 'The West Australian' newspaper, EMRC Website, member Council Notice Boards and Libraries and issued to the market via Tenderlink.
- Tenders closed on Wednesday, 12 December 2025 with one (1) submission being received with two (2) options.
- The tender called for construction of structural steel shade structure at the RHWMF FOGO processing area.
- The new structural steel shade structure will be located on Lot 11.
- A 10% contingency allowance of the contract sum is advised to address unforeseen issues that may occur when building on an old landfill cell.

RECOMMENDATION(S)

That:

1. Council awards Tender RFT 2025-003 – Design and Construction of Shade Structure at the FOGO Processing Area at the Red Hill Waste Management Facility to Byte Construct Pty Ltd for a lump sum fixed price of \$2,019,927 (ex GST) based on Option 2 in its submission.
2. The CEO be authorised on behalf of the EMRC to enter into a contract with Byte Construct Pty Ltd in accordance with their submitted tender, subject to any minor variations that may be agreed on between the CEO and Byte Construct Pty Ltd.
3. The Council authorises a 10% contingency, calculated from the tendered price schedule, to cover any possible contract variation as a result of approved changes during construction.
4. The attachment 4 remains confidential and be certified by the Chairperson and the CEO.

SOURCE OF REPORT

Employee Disclosure under s.5.70 of the Local Government Act 1995

Author(s)	Acting Chief Operating Officer	Nil
Responsible Officer	Chief Executive Officer	Nil

BACKGROUND

- 1 The EMRC requires a suitably experienced and qualified Contractor for the Design and Construction of Shade Structure at the FOGO Processing Area at the RHWMF, 1094 Toodyay Road, Red Hill WA 6056.
- 2 The RFT was advertised and released to the market on Wednesday, 12 November 2025 in The West Australian newspaper, EMRC Website, member Council Notice Boards and Libraries and issued to the market on Tenderlink and closed on Wednesday, 12 December 2025.
- 3 A full statement of the services and specifications required under the proposed contract, appears in the Scope of Supply.
- 4 The successful tenderer will be reporting to the respective Principal representative to fulfil the requirements as described in this report.

REPORT

- 5 Tender RFT 2025-003 – Design and Construction of Shade Structure at the FOGO Processing Area at RHWMF was advertised on Wednesday, 12 November 2025. Tenders closed on Wednesday, 12 December 2025.
- 6 A set of drawings forming Attachments 1 to 3 shows the location and extent of the proposed Shade Structure at the FOGO Processing Area.
- 7 Representatives from 5 companies attended the compulsory site inspection and only one (1) complying submission was received from the following respondent:
 - Byte Construct Pty Ltd
- 8 A detailed bill of quantities was submitted by the tenderer under seven (7) main tasks:
 - Preliminaries and Project Management
 - Design, Documentation and Approvals
 - Civil and Site Works
 - Structural Steel Supply and Installation
 - Roofing and Cladding Systems
 - Electrical, Fire and Ancillary Systems
 - Concrete
- 9 An evaluation panel of EMRC officers assessed the submission on the following yes/no basis as to whether the criterion was satisfactorily met:

Compliance Criteria		Yes/No
(a)	Compliance with the Specification contained in the Request	Yes
(b)	Compliance with the Conditions of RFT for this Request	Yes
(c)	Compliance with the RFT Delivery Date	Yes
(d)	Compliance with and completion of the Price Schedule	Yes



- 10 The one tenderer met the requirements of the compliance checks and progressed to the next stage of the evaluation process.
- 11 The overall score for the qualitative criteria was weighted at 70% of the evaluation.
- 12 The construction period is 9 months.
- 13 Two (2) pricing options were provided in the submission.
- 14 The Option 1 in the submission from Byte Construction Pty Ltd far exceeded the budget provisions and based on the panel's evaluation is not recommended.
- 15 Based on the panel's evaluation and supported by consultant advice, the Option 2 in the submission from Byte Construction Pty Ltd for a lump sum fixed price of \$2,019,927 offers the best value for money, while still achieving the required scope of works.
- 16 A 10% contingency allowance of the contract sum is advised for contract variations that may arise to address unforeseen issues that may occur during construction on an old landfill cell.
- 17 The cost of the Option 2 will still be more than the current 2025/2026 Annual Budget allocated for this project.
- 18 It should be noted that the project is also linked to an external grant worth \$2m and failure to proceed may result in the EMRC forfeiting this grant funding.
- 19 Consequently, it is recommended that the shortfall in budget allocation for this project is to be funded from existing approved budget from other projects and ensure that no further funds is required to be sought for Council's consideration.

STRATEGIC/POLICY IMPLICATIONS

- 20 Reporting on EMRC Strategic Policy implications align with the revised Strategic Plan 2017-2027 and the Sustainability Strategy.
- Goal: Demonstrate Circular Economy Leadership
- Target: Enabling circular economy initiatives through advocacy networks by 2025
80% Recovery of waste generated in the region by 2030
Recover 80% of material generated at all EMRC operated sites by 2040

FINANCIAL IMPLICATIONS

- 21 The estimated cost of the proposed FOGO Shade Structure project is included within the EMRC's adopted 2025/2026 Annual Budget. However, the total contract value exceeds the allocated budget, and additional internal funding will be required to meet the full cost of the works.
- 22 A "10% contingency allowance" is recommended to manage potential unforeseen issues associated with constructing the structure on Lot 11, an old landfill cell. This contingency may increase overall expenditure if ground conditions or other complexities arise during construction.
- 23 The project is also linked to a \$2 million external grant, and failure to proceed poses a significant financial risk, as the EMRC may be required to forfeit this funding.

SUSTAINABILITY IMPLICATIONS

- 24 The funds allocated in the adopted 2025/2026 Annual Budget are insufficient to cover the estimated costs of the FOGO Shade Structure project. Therefore, additional internal funding reallocated from other projects will be necessary to deliver the project.
- 25 The project supports the EMRC's broader sustainability objectives by contributing to improved environmental management at the Red Hill Waste Management Facility and aligning with the organisation's long-term strategic targets for increased resource recovery and circular economy outcomes.

RISK MANAGEMENT

Risk: Failure to proceed and the requirements of our licence will impact on the \$2 million grant and increase environmental impacts for the FOGO operations license

Consequence	Likelihood	Rating
Moderate	Unlikely	Moderate
Action/Strategy		

The FOGO shade structure project aims to provide covered areas for waste processing operations, improving worker safety and operational efficiency. The project is linked to a \$2 million grant. Should the project not proceed, there is a risk that the EMRC may forfeit this funding.

MEMBER COUNCIL IMPLICATIONS

Member Council	Implication Details
Town of Bassendean } City of Bayswater }	Nil

ATTACHMENT(S)

1. TC25030-C-101 B P Site Plan and Drainage System (D2026/02438)
2. TC25030-S 101 B P Footing and Section (D2026/02439)
3. TC25030-S 102 B P Roof Layout and Section (D2026/02440)
4. Confidential - RFT 2025-003 Recommendation Report (D2026/02441)

VOTING REQUIREMENT

Simple Majority



RECOMMENDATION(S)

That:

1. Council awards Tender RFT 2025-003 – Design and Construction of Shade Structure at the FOGO Processing Area at the Red Hill Waste Management Facility to Byte Construct Pty Ltd for a lump sum fixed price of \$2,019,927 (ex GST) based on Option 2 in its submission.
2. The CEO be authorised on behalf of the EMRC to enter into a contract with Byte Construct Pty Ltd in accordance with their submitted tender, subject to any minor variations that may be agreed on between the CEO and Byte Construct Pty Ltd.
3. The Council authorises a 10% contingency, calculated from the tendered price schedule, to cover any possible contract variation as a result of approved changes during construction.
4. The attachment 4 remains confidential and be certified by the Chairperson and the CEO.

Discussion ensued.

Concerns were raised regarding disclosure of contingent costs. The Acting CEO confirmed that the contract price is fixed and the contingency is only for variations that may be required due to unforeseen circumstances.

Cr Piffaretti provided her support for this project but advised she is not supportive of contingencies in future, and any such additional funds required must be brought back to Council for consideration.

Cr Poliwka moved the motion and Cr Ostaszewskyj seconded.

COUNCIL RESOLUTION(S)

MOVED CR POLIWKA

SECONDED CR OSTASZEWSKYJ

THAT:

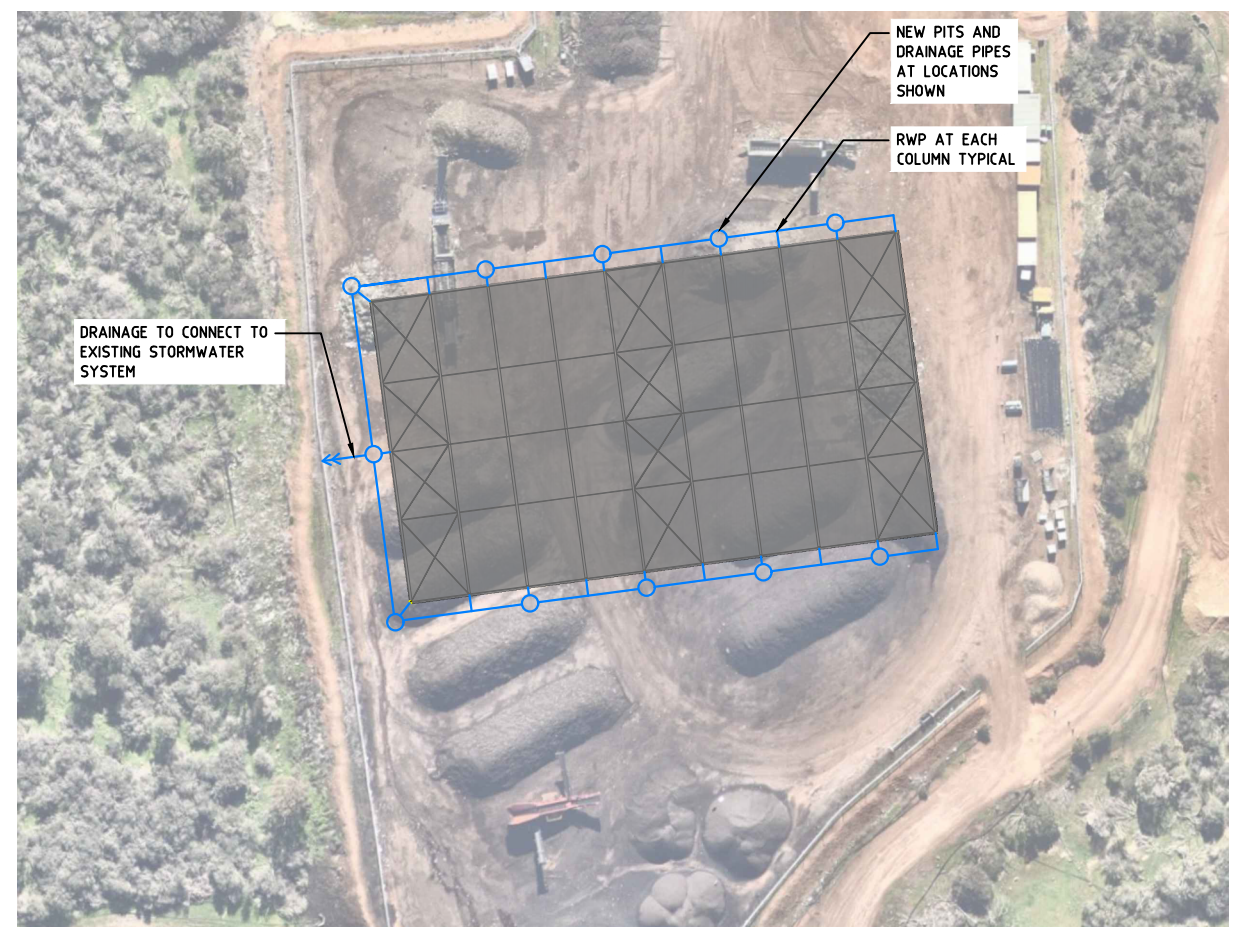
1. COUNCIL AWARDS TENDER RFT 2025-003 – DESIGN AND CONSTRUCTION OF SHADE STRUCTURE AT THE FOGO PROCESSING AREA AT THE RED HILL WASTE MANAGEMENT FACILITY TO BYTE CONSTRUCT PTY LTD FOR A LUMP SUM FIXED PRICE OF \$2,019,927 (EX GST) BASED ON OPTION 2 IN ITS SUBMISSION.
2. THE CEO BE AUTHORISED ON BEHALF OF THE EMRC TO ENTER INTO A CONTRACT WITH BYTE CONSTRUCT PTY LTD IN ACCORDANCE WITH THEIR SUBMITTED TENDER, SUBJECT TO ANY MINOR VARIATIONS THAT MAY BE AGREED ON BETWEEN THE CEO AND BYTE CONSTRUCT PTY LTD.
3. THE COUNCIL AUTHORISES A 10% CONTINGENCY, CALCULATED FROM THE TENDERED PRICE SCHEDULE, TO COVER ANY POSSIBLE CONTRACT VARIATION AS A RESULT OF APPROVED CHANGES DURING CONSTRUCTION.
4. THE ATTACHMENT 4 REMAINS CONFIDENTIAL AND BE CERTIFIED BY THE CHAIRPERSON AND THE CEO.

CARRIED UNANIMOUSLY



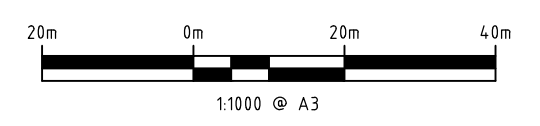
NOTES:

1. ALL SITE DRAINAGE TO BE CLOSED AND SELF-CONTAINED. NO WATER SHALL ENTER THE LANDFILL. DO NOT USE SOAK WELLS OR SIMILAR.
2. CONTRACTOR TO KEEP DRAINAGE WITHIN THE LANDFILL CAP, OR DEMONSTRATE TO THE PRINCIPAL'S SATISFACTION THAT THE DRAINAGE SYSTEM WILL NOT INTRODUCE WATER INTO THE LANDFILL OR CAUSE ADVERSE ENVIRONMENTAL EFFECTS.



SITE PLAN
SCALE: 1:1000

PRELIMINARY ONLY
NOT FOR CONSTRUCTION



NOTES

1. This drawing is the property of Talis Consultants Pty Ltd. It is a confidential document and must not be copied, used, or its contents divulged without prior written consent.
2. DO NOT SCALE, use figured dimensions only, if in doubt please contact Talis Consultants.
3. Parts of this drawing is intended to be IN COLOUR. Black & White Printing may cause errors or omissions. If this text is not GREEN, please contact Talis Consultants

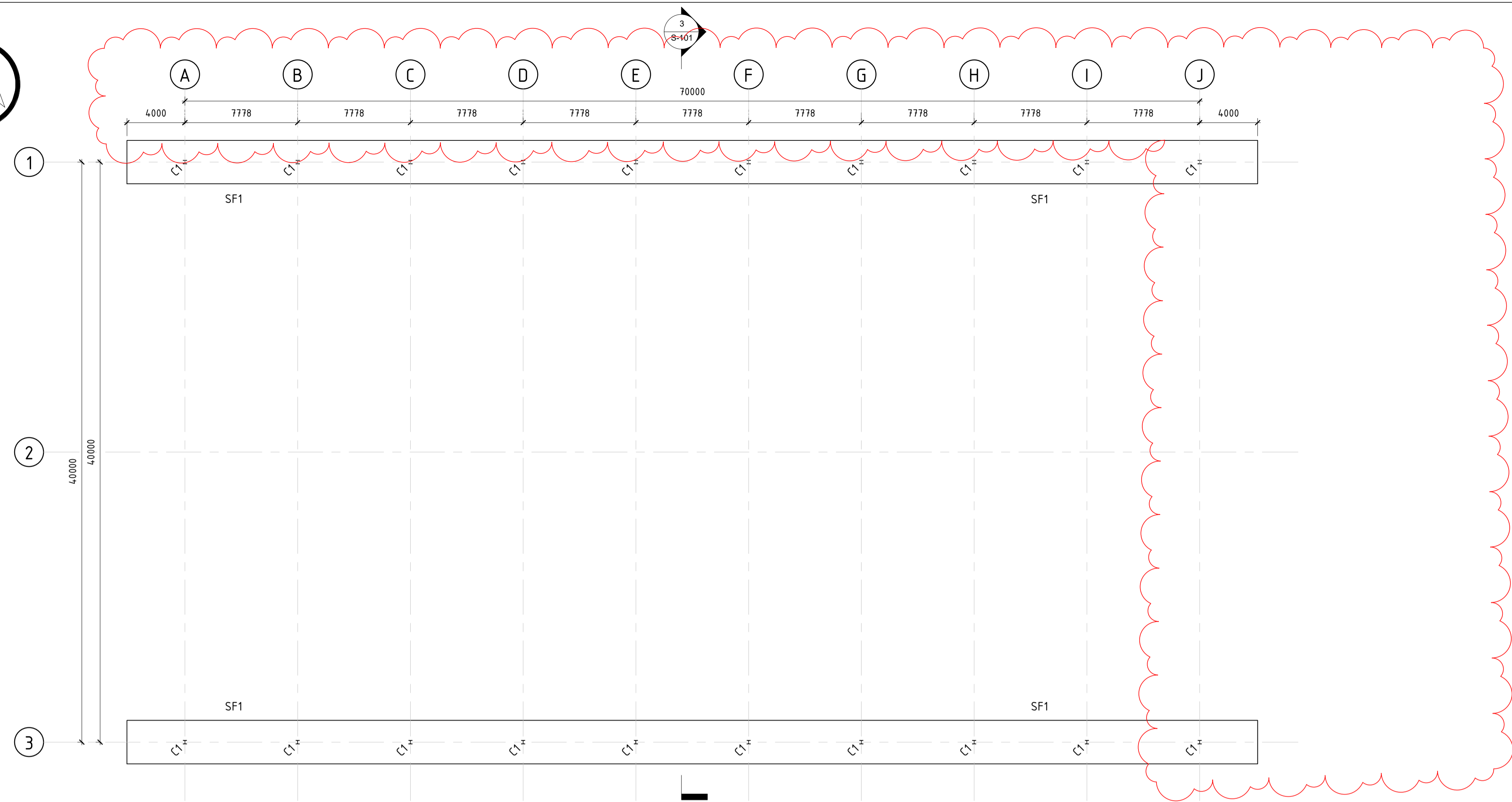

No.	Date	Drawn	Chk.	Amendment / Issue	App.
B	10.10.2025	CON	EP	DESIGN UPDATE	
A	29.08.2025	CON	EP	PRELIMINARY ISSUE	

Project:
RED HILL FOGO SHADE STRUCTURE

Title:
SITE PLAN AND DRAINAGE SYSTEM

Scale: AS SHOWN @ A3	Date: 10.10.2025	
Drawn: CON	Checked: EP	Approved:
Job No: TC25030	Drg. No: C-101	Rev: B
Filename: TC25030-EMRC SITE PLAN.DWG		

9/10/2025 9:36:58 AM

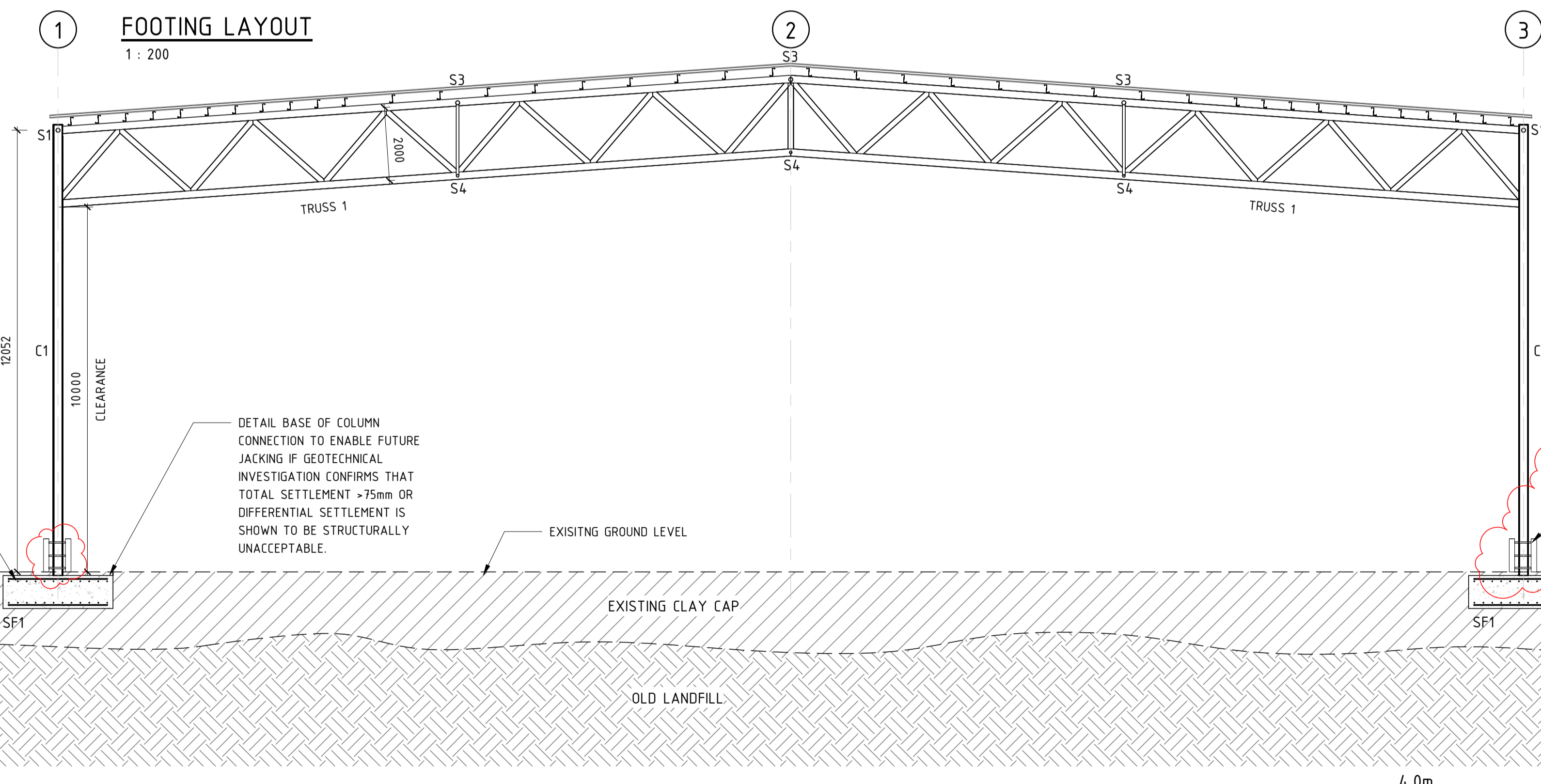


- NOTES:**
1. THE CONTRACTOR SHALL READ AND CONFORM WITH ALL OTHER TENDER DOCUMENTS INCLUDING THE PERFORMANCE SPECIFICATION.
 2. THE CONTRACTOR SHALL ALLOW TO UNDERTAKE THEIR OWN SITE INVESTIGATIONS INCLUDING GEOTECHNICAL AND ENVIRONMENTAL INVESTIGATIONS.
 3. THIS STRUCTURAL DESIGN IS SHOWN FOR REFERENCE ONLY. IT IS EXPECTED THAT THE CONTRACTOR'S STRUCTURAL ENGINEER WILL OPTIMISE THE STRUCTURE TO ACHIEVE BEST VALUE FOR THE PRINCIPAL.
 4. THE CONTRACTOR SHALL DESIGN AND PROVIDE FLOODLIGHTING TO ILLUMINATE THE AREA AROUND THE STRUCTURE, AND LED LIGHTING TO ILLUMINATE THE AREA WITHIN THE STRUCTURE. THE CONTRACTOR SHALL DESIGN, SUPPLY AND INSTALL ALL ELECTRICAL WIRING AND A SWITCHBOARD FOR THE LIGHTING SYSTEM. THE SYSTEM SHALL BE READY AND FIT FOR PURPOSE FOR THE PRINCIPAL TO CONNECT THEIR GENERATOR TO THE SYSTEM.
 5. CONTRACTOR TO KEEP FOOTINGS WITHIN THE LANDFILL CAP, OR DEMONSTRATE TO THE PRINCIPAL'S SATISFACTION THAT THEY WILL NOT INTRODUCE WATER INTO THE LANDFILL OR CAUSE ADVERSE ENVIRONMENTAL EFFECTS.

FOUNDATION & COLUMN SCHEDULE	
MARK	SIZE
SF1	3000 WIDE x 900 DEEP
C1	250UC72.9

FRAMING SCHEDULE		
MARK	TYPE	NOTE
RB1	75x75x6EA	ROOF BRACING
S1	114.3x3.2 CHS	ROOF STRUTS
S2	60.3x3.6 CHS	ROOF STRUTS
S3	114.3x4.5 CHS	ROOF STRUTS
S4	76.1x3.6 CHS	ROOF STRUTS
WB1	75x75x6EA	WALL BRACING

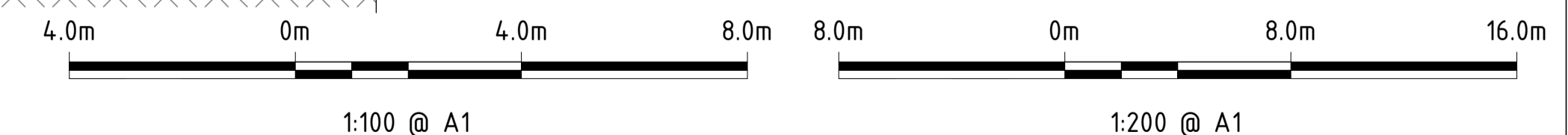
TRUSS SCHEDULE			
TRUSS	TOP CHORD	BOTTOM CHORD	DIAGONALS
TRUSS 1	300x200x8 RHS ON FLAT	300x200x8 RHS ON FLAT	150x150x4 SHS



CONTRACTOR TO CONDUCT THEIR OWN GEOTECHNICAL INVESTIGATION TO GROUND CONDITIONS AND FOOTING TYPE.

**PRELIMINARY ONLY
NOT FOR CONSTRUCTION**

3 SECTION
S-101 SCALE 1:100



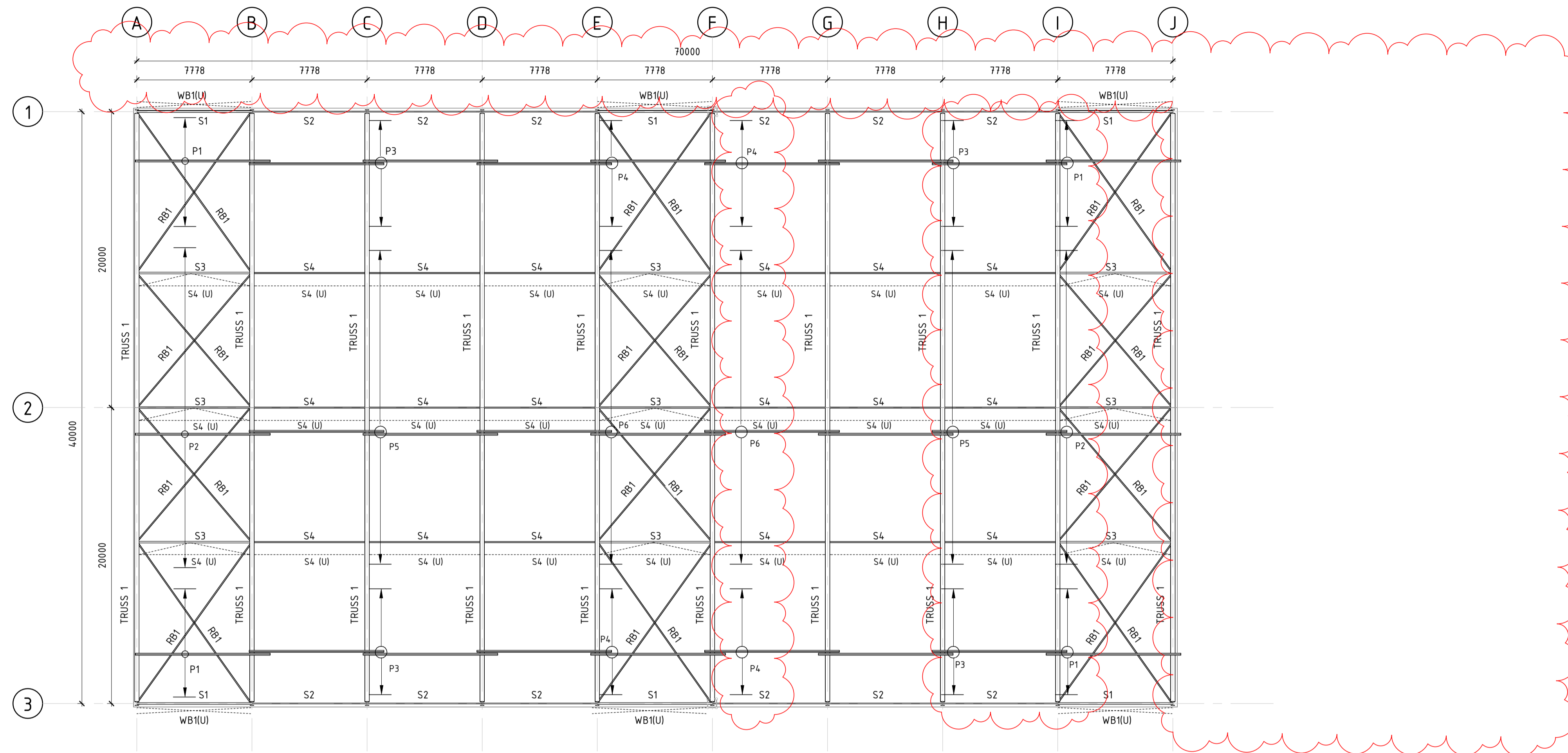

- NOTES**
1. This drawing is the property of Talis Consultants Pty Ltd. It is a confidential document and must not be copied, used, or its contents divulged without prior written consent.
 2. DO NOT SCALE, use figured dimensions only, if in doubt please contact Talis Consultants.
 3. Parts of this drawing is intended to be IN COLOUR. Black & White Printing may cause errors or omissions. If this text is not GREEN, please contact Talis Consultants

No.	Date	Dr	Ch	Amendment / Issue
B	10.10.2025	CON	EP	DESIGN UPDATED
A	29.08.2025	CON	EP	PRELIMINARY ISSUE

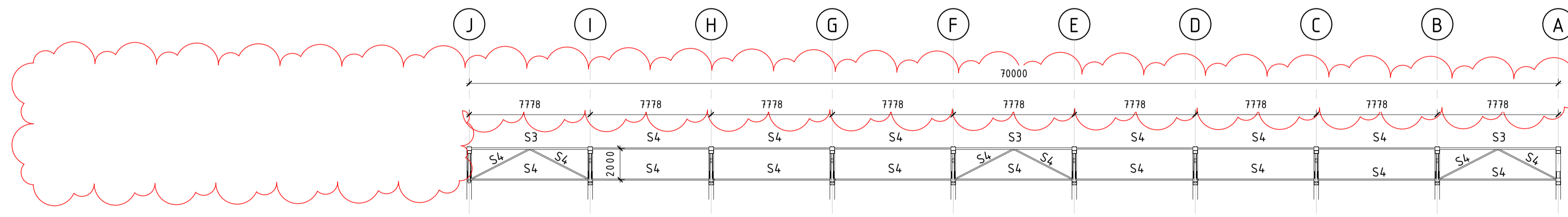
Project: **RED HILL FOGO SHADE STRUCTURE**

Title: **FOOTING LAYOUT AND SECTION**

Scale: AS SHOWN	Date: 10.10.2025	
Drawn: CON	Checked: EP	Approved: EP
Job No: TC25030	Org. No: S-101	REV: B
Filename: \\server\talis\SECTIONS\Engineering\Projects\TC2025\TC25030-EMRC FOGO\Drawings\8_Rev\TC25030-EMRC FOGO Model.rvt		



ROOF STEELWORK FRAMING LAYOUT PLAN
1 : 200



2 SECTION
SCALE 1 : 200

FRAMING SCHEDULE		
MARK	TYPE	NOTE
RB1	75x75x6EA	ROOF BRACING
S1	114.3x3.2 CHS	ROOF STRUTS
S2	60.3x3.6 CHS	ROOF STRUTS
S3	114.3x4.5 CHS	ROOF STRUTS
S4	76.1x3.6 CHS	ROOF STRUTS
WB1	75x75x6EA	WALL BRACING

TRUSS SCHEDULE			
TRUSS	TOP CHORD	BOTTOM CHORD	DIAGONALS
TRUSS 1	300x200x8 RHS ON FLAT	300x200x8 RHS ON FLAT	150x150x4 SHS

PURLIN SCHEDULE		
MARK	TYPE	COMMENTS
P1	Z20024	@750 CTRS MAX. TWO BRIDGES TO MANUFACTURER'S SPEC. (GRADE 8.8 BOLTS)
P2	Z20024	@1300 CTRS MAX. TWO BRIDGES TO MANUFACTURER'S SPEC. (GRADE 8.8 BOLTS)
P3	Z20019	@750 CTRS MAX. TWO BRIDGES TO MANUFACTURER'S SPEC.
P4	Z20015	@750 CTRS MAX. TWO BRIDGES TO MANUFACTURER'S SPEC.
P5	Z20019	@1300 CTRS MAX. TWO BRIDGES TO MANUFACTURER'S SPEC.
P6	Z20019	@1300 CTRS MAX. ONE BRIDGES TO MANUFACTURER'S SPEC.

PRELIMINARY ONLY
NOT FOR CONSTRUCTION



1:200 @ A1



NOTES

- This drawing is the property of Talis Consultants Pty Ltd. It is a confidential document and must not be copied, used, or its contents divulged without prior written consent.
- DO NOT SCALE, use figured dimensions only, if in doubt please contact Talis Consultants.
- Parts of this drawing is intended to be IN COLOUR. Black & White Printing may cause errors or omissions. If this text is not GREEN, please contact Talis Consultants

No.	Date	Dr	Ch	Amendment / Issue
B	10.10.2025	CON	EP	DESIGN UPDATED
A	29.08.2025	CON	EP	PRELIMINARY ISSUE

Project: **RED HILL FOGO SHADE STRUCTURE**

Title: **ROOF LAYOUT AND SECTION**

Scale: AS SHOWN	Date: 10.10.2025	
Drawn: CON	Checked: EP	Approved: EP
Job No: TC25030	Dr. No: S-102	REV: B
Filename: \\server\talis\SECTIONS\Engineering\Projects\TC2025\TC25030-EMRC FOGO\Drawings\8_Revit\TC25030-EMRC FOGO Model.rvt		



14.8 FEES AND CHARGES AMENDMENT – FEBRUARY 2026

D2026/01952 (AF) | D2026/02442

PURPOSE OF REPORT

The purpose of this report is to seek Council approval for amendments to the fees and charges applicable to Wood Waste Sorting & Recycling at the Hazelmere Resource Recovery Park (HRRP) and to introduce additional fees and charges for Mixed Mulch and Soil Improver at the Red Hill Waste Management Facility (RHWMF).

KEY POINT(S)

- EMRC officers have reviewed and determined that current fees and charges for Wood Waste Sorting & Recycling at HRRP do not adequately recover processing costs, and consequently increases are required.
- The change from per-tonne to per-cubic metre pricing in 2025/2026 has resulted in declining sales of Mixed Mulch and Soil Improver at RHWMF have declined following the change from per tonne to per cubic metre pricing.
- Customers have requested dual pricing to support purchasing flexibility.
- The amended fees and charges require Council approval under s.6.16(3)(b) of the *Local Government Act 1995* (the Act).
- Local public notice must be given in accordance with s.6.19 of the Act.
- The proposed effective date for new fees and charges is 9 March 2026

RECOMMENDATION(S)

That Council:

1. By absolute majority in accordance with s.6.16(3)(b) of the *Local Government Act 1995*, approves the amended Wood Waste Sorting & Recycling charges at the Hazelmere Resource Recovery Park and introduces additional per tonne charges for Mixed Mulch and Soil Improver at the Red Hill Waste Management Facility, to take effect from 9 March 2026.
2. Authorises the giving of public notice of these changes in accordance with s.6.19 of the *Local Government Act 1995*.

SOURCE OF REPORT

Employee Disclosure under s.5.70 of the *Local Government Act 1995*:

Author(s)	Acting Chief Operating Officer	Nil
Responsible Officer	Chief Executive Officer	Nil



BACKGROUND

- 1 The current schedule of fees and charges was adopted as part of the 2025/2026 Annual Budget in accordance with s.6.16(3) of the *Local Government Act 1995* (the Act).
- 2 Fees and Charges may be amended from time to time during the financial year in accordance with s.6.16(3)(b) of the Act.

REPORT

Wood Waste Charges

- 3 Wood waste processing at the Hazelmere Resource Recovery Park has traditionally been focused on producing feedstock for the proposed Wood Waste to Energy (WWtE) facility as well as the wood fines supplied to the broiler industry.
- 4 Following the cancellation of the WWtE project in November 2025, the organisation no longer has a primary end-use market for its processed wood chips, creating an urgent need to identify new commercial outlets to sustain the wood waste program.
- 5 The Sales & Marketing team have been pursuing opportunities within the landscaping and horticultural sectors as potential markets for processed wood chips.
- 6 A review was undertaken by EMRC officers and it was determined that the existing wood waste processing charges no longer recover the full cost of converting wood waste into chips and fines at the Hazelmere Resource Recovery Park.
- 7 To address this shortfall, EMRC officers recommend increasing charges for Grade 1 and Grade 2 wood waste, while retaining current rates for contaminated wood waste and unloading fees

Proposed Fees and Charges – Wood Waste Charges (HRRP)

Description	2025/2026 Current adopted charges to be updated inc. GST (\$/Tonne)	Proposed and Updated Charges inc. GST (\$/Tonne)
Wood Waste - Grade 1	\$71.00	\$141.00
Wood Waste - Grade 2	\$79.00	\$158.00

Mixed Mulch and Soil Improver Charges

- 8 For 2025/2026, the change of the charge rate from per tonne basis to per m³ basis has resulted in a decline in sales.
- 9 Feedback from RHWMF customers has emphasised the need for pricing flexibility for mixed mulch and soil improver, particularly to reintroduce a per tonne rate.
- 10 EMRC officers recommend a reintroduction of per tonne pricing, in addition to existing per m³ rates, which will ensure greater accessibility and supports a greater diversity of consumer needs.

Proposed Fees and Charges – Mixed Mulch and Soil Improver Charges

Description	2025/2026 Current adopted charges to be retained inc. GST (\$/m ³)	Proposed New Charges inc. GST (\$/Tonne)
Mixed Mulch	\$22.00	\$13.50
Soil Improver (Blended)	\$24.00	\$22.00

Governance and Compliance

- 11 In accordance with s.6.16(3)(b) of the Act amendments to adopted fees require Council approval by an absolute majority.
- 12 Following Council approval, in accordance with s.6.19 of the Act local public notice will be provided specifying the intention to impose the amended charges and the date from which they will apply.
- 13 Public Notice will be given 3 of the ways prescribed under r.3A(2) of the *Local Government (Administration) Regulations 1996* via:
1. A newspaper circulating generally in the State;
 2. Display on notice boards at EMRC offices and member Council libraries;
 3. Posting on an EMRC-administered social media account.
- 14 The proposed commencement date for the amended charges is 9 March 2026, providing sufficient time for statutory notice requirements, system updates, and customer communication.

STRATEGIC/POLICY IMPLICATIONS

- 15 Reporting on EMRC Strategic Policy implications align with the revised Strategic Plan 2017-2027 and the Sustainability Strategy.

FINANCIAL IMPLICATIONS

- 16 Fees and Charges are set to ensure the costs of providing waste management services are recouped whilst minimising costs to member Councils.

SUSTAINABILITY IMPLICATIONS

- 17 Fees and Charges are set to ensure services offered are sustainable in the long term.

RISK MANAGEMENT

Risk – Non-compliance with public notice requirements of s.6.19 of *Local Government Act 1995*

Consequence	Likelihood	Rating
Moderate	Unlikely	Moderate
Action/Strategy		
<ul style="list-style-type: none"> ➤ Public notice is to be given on the website and in at least 3 of the ways prescribed under r.3A(2) of the <i>Local Government (Administration) Regulations 1996</i> 		

MEMBER COUNCIL IMPLICATIONS

Member Council

Town of Bassendean
City of Bayswater



Implication Details

Improved cost recovery will improve the financial outcome of the EMRC.

ATTACHMENT(S)

Nil

VOTING REQUIREMENT

Absolute Majority

RECOMMENDATION(S)

That Council:

1. By absolute majority in accordance with s.6.16(3)(b) of the *Local Government Act 1995*, approves the amended Wood Waste Sorting & Recycling charges at the Hazelmere Resource Recovery Park and introduces additional per tonne charges for Mixed Mulch and Soil Improver at the Red Hill Waste Management Facility, to take effect from 9 March 2026.
2. Authorises the giving of public notice in accordance with s.6.19 of the *Local Government Act 1995*.

COUNCIL RESOLUTION(S)

MOVED CR POLIWKA

SECONDED CR HAMILTON

THAT COUNCIL:

1. BY ABSOLUTE MAJORITY IN ACCORDANCE WITH S.6.16(3)(B) OF THE *LOCAL GOVERNMENT ACT 1995*, APPROVES THE AMENDED WOOD WASTE SORTING & RECYCLING CHARGES AT THE HAZELMERE RESOURCE RECOVERY PARK AND INTRODUCES ADDITIONAL PER TONNE CHARGES FOR MIXED MULCH AND SOIL IMPROVER AT THE RED HILL WASTE MANAGEMENT FACILITY, TO TAKE EFFECT FROM 9 MARCH 2026.
2. AUTHORIZES THE GIVING OF PUBLIC NOTICE IN ACCORDANCE WITH S.6.19 OF THE *LOCAL GOVERNMENT ACT 1995*.

CARRIED UNANIMOUSLY



14.9 COUNCIL MEETING STRUCTURE

D2026/02712

PURPOSE OF REPORT

The purpose of this report is to review the Council Meeting and recommend cancelling the Agenda Forum.

KEY POINT(S)

- The modern role of Council is to set policy and strategy, and provide goals and targets for the local government (the EMRC).
- To achieve this, a meeting structure that reflects the best use of Council's resources is required.
- Agenda briefing sessions were introduced in 2020 at which time there were six member Councils.
- There is merit reducing this format further given the reduction in member Councils and will no longer necessitate the need for Agenda Forums for EMRC's meeting structure.

RECOMMENDATION(S)

That:

1. Council endorses the removal of Agenda Forum(s) from EMRC's meeting structure effective 26 February 2026.
2. Notice be given in accordance with r.12(3) of the *Local Government (Administration) Regulations 1996*.

SOURCE OF REPORT

Employee Disclosure under s.5.70 of the *Local Government Act 1995*

Author(s)	Executive Assistant	Nil
Responsible Officer	Chief Executive Officer	Nil

BACKGROUND

- 1 At the EMRC Council Strategy Briefing Session held on 10 September 2020, a draft Council and Committee structure and meeting schedule was presented, introducing the Agenda Forum to the meeting structure.
- 2 At the 22 October 2020 Ordinary Meeting of Council, Council resolved as follows (D2020/22101):
- THAT COUNCIL:*
1. *ENDORSES THE EMRC MEETING STRUCTURE AS DETAILED IN THIS REPORT.*
 2. *BY ABSOLUTE MAJORITY DISBAND THE CHIEF EXECUTIVE OFFICER ADVISORY COMMITTEE.*
 3. *BY ABSOLUTE MAJORITY DISBAND THE INVESTMENT COMMITTEE.*
 4. *BY ABSOLUTE MAJORITY DISBAND THE WASTE ADVISORY COMMITTEE.*
 5. *ADOPTS THE MEETING PROCEDURES FOR AGENDA BRIEFING FORUMS AND INFORMATION SESSIONS, FORMING THE ATTACHMENT TO THIS REPORT.*
 6. *REQUESTS THAT THE CEO CONTINUE TO PROVIDE CONFIDENTIAL REPORTS AND ATTACHMENTS AS PART OF THE PUBLIC AGENDA FORUM PROCESS TO THE MEMBER COUNCIL CHIEF EXECUTIVE OFFICERS AND STAFF NORMALLY ATTENDING THE TECHNICAL OFFICERS MEETING TO ALLOW THEM TO ADVISE THEIR RESPECTIVE EMRC COUNCILLORS.*

REPORT

- 3 The modern role of Council is to set policy and strategy, and provide goals and targets for the local government.
- 4 In accordance with s.5.41(2)(a) of the *Local Government Act 1995*, the CEO's executive role includes the causing council decisions to be implemented.
- 5 A well-structured decision-making process that has established protocols, will provide the elected body with the opportunity to:
- have input into the future strategic direction set by Council;
 - seek points of clarification;
 - ask questions;
 - be given adequate time to research issues;
 - be given maximum time to debate matters before Council; and
 - ensures that the elected body is fully informed to make the best possible decisions for the EMRC.
- 6 As a result of the withdrawal of Participants from the EMRC, feedback has been received from Councillors to disband the Agenda Forums and returning to the pre-October 2020 meeting structure.
- 7 It was felt that any enquiries or requests for further information to gather a better understanding of the draft report items in the agenda is sufficiently addressed by the responsiveness of EMRC officers.
- 8 Further, due to the relatively modest agenda at the EMRC, there is sufficient time during Ordinary Meetings for Councillors to debate prior to its decisions.



RECOMMENDATION(S)

That:

1. Council endorses the removal of Agenda Forum(s) from EMRC's meeting structure effective 26 February 2026.
2. Notice be given in accordance with r.12(3) of the *Local Government (Administration) Regulations 1996*.

Cr Hamilton enquired if the Agenda Forum meetings were cancelled and, if required, what alternative arrangements were in place should Council wish to discuss matters of strategic importance. The Acting CEO advised that information sessions are still scheduled and can be utilised as needed.

COUNCIL RESOLUTION(S)

MOVED CR HAMILTON

SECONDED CR POLIWKA

THAT:

1. COUNCIL ENDORSES THE REMOVAL OF AGENDA FORUM(S) FROM EMRC'S MEETING STRUCTURE EFFECTIVE 26 FEBRUARY 2026.
2. NOTICE BE GIVEN IN ACCORDANCE WITH R.12(3) OF THE *LOCAL GOVERNMENT (ADMINISTRATION) REGULATIONS 1996*.

CARRIED UNANIMOUSLY

14.10 ITEMS CONTAINED IN THE INFORMATION BULLETIN (D2026/02457)

The following items are included in the Information Bulletin, which accompanies the Agenda.

1. OUTSTANDING COUNCIL RESOLUTIONS REGISTER (D2026/01852)
2. CEO EXERCISE OF DELEGATED POWERS AND DUTIES (D2026/01853)
3. 2025/2026 COUNCIL TONNAGE COMPARISONS AS AT 30 NOVEMBER 2025 (D2026/00259)
4. 2025/2026 COUNCIL TONNAGE COMPARISONS AS AT 31 DECEMBER 2025 (D2026/00334)
5. 2025/2026 COUNCIL TONNAGE COMPARISONS AS AT 31 JANUARY 2026 (D2026/02089)
6. CORPORATE BUSINESS PLAN 2025/2026 - 2028/2029 - SECOND QUARTER REPORTING (D2026/02444)

RECOMMENDATION

That the Council notes the items contained in the Information Bulletin accompanying the 26 February 2026 Ordinary Meeting of Council Agenda.

COUNCIL RESOLUTION

MOVED CR POLIWKA

SECONDED CR HAMILTON

THAT THE COUNCIL NOTES THE ITEMS CONTAINED IN THE INFORMATION BULLETIN ACCOMPANYING THE 26 FEBRUARY 2026 ORDINARY MEETING OF COUNCIL AGENDA.

CARRIED UNANIMOUSLY

15 REPORTS OF COMMITTEES

Nil

16 REPORTS OF DELEGATES

**16.1 MUNICIPAL WASTE ADVISORY COUNCIL (MWAC) MINUTES HELD 10 DECEMBER 2025
(D2026/00351)**

The Municipal Waste Advisory Council (MWAC) Minutes were noted.

Municipal Waste Advisory Council Minutes

Wednesday, 10 December 2025

In person, 170 Railway Pde, West Leederville

TABLE OF CONTENTS

1	Attendance and Apologies	2
1.1	Attendance	2
1.2	Apologies	2
2	Acknowledgement of Country	2
3	Procedural Matters	2
3.1	MWAC Minutes tabled at WALGA State Council.....	2
4	Minutes of Previous Meeting	3
4.1	Confirmation of the previous MWAC Minutes.....	3
5	Business Arising	3
6	Decision Items	3
6.1	Emergency Waste Management Template	3
6.2	Submission on Draft State Waste Strategy.....	4
6.3	Submission on Parliamentary Inquiry into Tyre Industry	6
7	Discussion Items	7
7.1	MWAC Future Structure.....	7
8	Information Items	8
8.1	Policy Statement Review Update	8
8.2	Better Practice Document Review Update.....	8
8.3	Resource Recovery Group (RRG) Update	8
8.4	FOGO Accepted materials	9
8.5	Reducing Illegal Dumping (RID) Working Group.....	9
8.6	Charity Bin Management better Practice Guideline	9
8.7	Hot Loads	9
8.8	B-cycle Determination	9
8.9	Soft Plastics Determination	10
8.10	Department of Housing and Works	10
8.11	PSHB New Management Zone.....	10
8.12	NSW Draft Product Lifecycle Responsibility Regulation	10
8.13	Containers for Change – Regulations update	10
8.14	2026 Meeting Dates.....	11
9	Reports	11
9.1	MWAC Groups.....	11
9.2	External Committees & Working Groups	11
	Other General Business	12
	Next Meeting	12

1 Attendance and Apologies

1.1 ATTENDANCE

Cr Karen Wheatland (Chair) (Melville)	WALGA State Council
Cr Natasha Colliver	City of Greater Geraldton
Cr Kathryn Hamilton (Bassendean)	Eastern Metropolitan Regional Council
Mayor Alison Xamon (Vincent)	Mindarie Regional Council
Cr Daniel Lim (Melville)	Resource Recovery Group
Cr Robert Schmidt (Rockingham)	WALGA State Council
Cr Donelle Buegge (Manjimup)	WALGA State Council
Mr Stuart Devenish (OAG Chair)	Western Metropolitan Regional Council
Mr Nick Edwards	Bunbury Harvey Regional Council
Mr Darrell Monteiro (Serpentine Jarrahdale)	Metropolitan Local Government
Mr Marten Tielman	Resource Recovery Group
Ms Rebecca Brown	MWAC/WALGA
Ms Conor Macgill	MWAC/WALGA
Ms Tazra Hawkins	MWAC/WALGA
Ms Mackenzie Young	MWAC/WALGA
Ms Nicole Matthews	WALGA
Mr Rick Bryant (Gosnells)	Observer

1.2 APOLOGIES

Cr Karen Chappel JP	WALGA President
Mr Mark Sewell (Manjimup)	Non-Metropolitan Local Government
Cr Andrew Maurice (Mosman Park)	Western Metropolitan Regional Council
Cr Andrew Sullivan (Fremantle)	Resource Recovery Group
Mr Dale Coyne (Kalamunda)	Metropolitan Local Government
Mr Jer Liew	Eastern Metropolitan Regional Council
Cr Lewis Hutton (Joondalup)	WALGA State Council
Cr Laurene Bonza (Dundas)	WALGA State Council
Cr Wendy Dickinson (Harvey)	Bunbury Harvey Regional Council

2 Acknowledgement of Country

WALGA acknowledges the continuing connection of Aboriginal people to Country, culture and community. We embrace the vast Aboriginal cultural diversity throughout Western Australia, including Boorloo (Perth), on the land of the Whadjuk Noongar People, where WALGA is located and we acknowledge and pay respect to Elders past and present.

WALGA is committed to supporting the efforts of WA Local Governments to foster respectful partnerships and strengthen relationships with local Aboriginal communities.

3 Procedural Matters

3.1 MWAC MINUTES TABLED AT WALGA STATE COUNCIL

A summary of the Minutes of the Municipal Waste Advisory Council meeting held on Wednesday, 15 October 2025 will be noted at the next WA Local Government Association State Council meeting.

4 Minutes of Previous Meeting

4.1 CONFIRMATION OF THE PREVIOUS MWAC MINUTES

MUNICIPAL WASTE ADVISORY COUNCIL MOTION

That the Minutes of the Municipal Waste Advisory Council meeting held on 15 October 2025, be confirmed as a true and accurate record of proceedings.

Moved: Cr Robert Schmidt

Seconded: Cr Karen Wheatland

CARRIED

5 Business Arising

Meeting Date	Action	Update
9 July 2025	Local Government exemption on waste rock: WALGA to investigate the relevant legislation, including the potential for Local Governments to be granted an exemption of royalty payments when waste rock is used for community infrastructure purposes.	WALGA has sought information from the Department of Mines, Petroleum and Exploration on this matter.

6 Decision Items

6.1 EMERGENCY WASTE MANAGEMENT TEMPLATE

Municipal Waste Advisory Council Motion

That the Municipal Waste Advisory Council endorse the Template Emergency Waste Management Plan.

Moved: Mayor Alison Xamon

Seconded: Cr Robert Schmidt

CARRIED

Executive Summary

- WALGA, working with the Department of Fire and Emergency Services and Local Government, has developed a Template Emergency Waste Management Plan.
- The aim of the Plan is to provide a way for Local Governments to explore, at a high level, the likely types of waste that could be generated from an event and consequent considerations and management options.
- To assist Local Governments to develop their own Plans, WALGA will host engagement sessions, commencing in March 2026.

Background

There have been a range of situations in Western Australia where recovery efforts have been hampered by challenges associated with emergency waste management. Ineffective emergency waste management has the potential to significantly delay recovery efforts, present a considerable risk to human health and the environment and increase the costs

of recovery. Effective planning for waste likely to be generated by emergency events can assist in addressing this issue.

WALGA is part of the Department of Fire and Emergency Services (DFES) working group on Emergency Waste Management (convened under the auspices of the State Emergency Management Committee). One of the activities identified by this working group was the development of a Template Emergency Waste Management Plan (the Template) for Local Government.

In 2017-18 WALGA, with funding from Natural Disaster Resilience Program, undertook a [comprehensive review](#) of the legislation and operational environment to identify how Local Governments could better plan for, and manage, waste generated from emergency events. Building on that work, the **attached** Template has been developed with input from the WALGA Emergency Management Team, DFES, the Shires of Broome and Cities of Greater Geraldton and Bunbury. The Template has information included (light blue text) from the Shires of Broome and City of Greater Geraldton to show the intended content. The Template will be used in an iterative way to allow for improvements as Local Government use it.

Comments

The Template will help Local Governments make informed decisions to strengthen emergency preparedness and can be adapted for specific scenarios, such as managing H5 Bird Flu outbreaks.

WALGA will host engagement sessions regarding general principles of emergency waste management and using the Template commencing March 2026. It is intended that the completed plan will be attached to the Local Emergency Management Arrangement (LEMA). Still to be determined is where the Template will be hosted, as DFES is generating a range of resources.

Discussion at Municipal Waste Advisory Council meeting

The Council endorsed the Emergency Waste Management Template for use as a document that contributes to Local Government preparedness for emergency events. The Template is designed to be applicable with varying funding sources, acknowledging that responsibility for managing the Recovery may shift depending on the thresholds reached during an event.

6.2 SUBMISSION ON DRAFT STATE WASTE STRATEGY

Municipal Waste Advisory Council Motion

That the Municipal Waste Advisory Council endorse the Submission on the Draft State Waste Strategy subject to amendments.

Moved: Mayor Alison Xamon
Seconded: Cr Robert Schmidt

CARRIED

Executive Summary

- On Tuesday 18 November, the Government released:
 - [Beyond WAste 2030](#) – the modified draft Waste Strategy which sets out the vision, goals, targets and priorities for the state

- [Beyond WAste 2030 roadmap](#) – the draft five-year action plan that will underpin the Waste Strategy.
- In developing the Draft Submission WALGA used information from previous Submissions on the Directions Paper and initial Draft Strategy and also gathered feedback directly from Local Government.
- The Draft Strategy is a significant change to the previous Draft Strategy released for comment, with changes to some Targets, the overall strategy focus areas and moving significant amounts of detail into the Roadmap rather than the Strategy.

Background

The [Draft State Waste Strategy](#) and [State Waste Infrastructure Plan](#) were released on Wednesday 29 May 2024, with comments due 21 August 2024. This followed the Government's release of the Strategy Directions Paper in May 2023. WALGA provided a comprehensive [Submission](#) on the Strategy and Directions Paper. MWAC also considered and provided feedback on some of the Roadmap actions which specifically relate to WALGA.

On Tuesday 18 November, the Government released [Beyond WAste 2030](#) – the modified draft Waste Strategy which sets out the vision, goals, targets and priorities for the state and [Beyond WAste 2030 roadmap](#) – the draft five-year action plan that will underpin the Waste Strategy. With feedback due Tuesday 16 December (a one month consultation period as required by the *Waste Avoidance and Resource Recovery Act 2007*).

Comments

In preparing the draft Submission (**attached**) on the Draft Strategy WALGA has compared the Draft Plan to previous Submissions, hosted a consultation webinar with Local Government, provided other feedback opportunities to Local Government and consulted with the Officers Advisory Group.

The Draft Strategy is a significant change to the previous Draft released for comment, with changes to some Targets, the overall strategy focus areas and moving significant detail into the Roadmap rather than the Strategy. Some of the recommendations from the WALGA Submission on the first Draft of the Strategy have been incorporated including developing an illegal dumping strategy, expansion of the Containers for Change Scheme and a focus on local options for reuse and repair. A short presentation will be provided at the MWAC meeting outlining the key elements of the new Draft Strategy and the draft Submission.

Following consideration by MWAC, the draft Submission will be circulated via flying Agenda for State Council for consideration and endorsement. WALGA requested, and was provided with, a short extension to allow the process to be undertaken.

Discussion at Municipal Waste Advisory Council meeting

The Council endorsed the Submission with amendments that highlight WALGA does not support the Strategy in its current form and considers that there need to be significant changes to ensure that the proposed actions in the Roadmap are sufficient to deliver the 2030 Targets. The proposed changes to the Submission include:

- Stronger emphasis on ensuring the Waste Levy is fully hypothecated to strategic waste management activities.
- Increased investment in education and behaviour change campaigns.
- Governance reform for waste management.

- Immediate review of the State Waste Infrastructure Plan to better support the Strategy.

The Council also discussed the omission of a mandatory FOGO requirement. Members identified that the absence of a FOGO mandate, or funding program, means limited incentive for Local Governments to adopt FOGO. The Council identified there are challenges for FOGO implementation including processing capacity, contamination and end markets.

6.3 SUBMISSION ON PARLIAMENTARY INQUIRY INTO TYRE INDUSTRY

Municipal Waste Advisory Council Motion

That the Municipal Waste Advisory Council endorse the Submission on the Parliamentary Inquiry into the tyre industry.

Moved: Cr Robert Schmidt
Seconded: Stuart Devenish

CARRIED

Executive Summary

- The Parliament of Australia's Standing Committee on Industry, Innovation and Science has commenced an [inquiry](#) into the current state of the Australian tyre industry and any challenges and opportunities for the industry within the context of a circular economy.
- The first stage of the Inquiry is seeking feedback on the Terms of Reference.
- WALGA has developed a short Submission, based on the [715 Product Stewardship Advocacy Position](#) and previous Submissions on Tyre Product Stewardship.
- Submissions are due 23 January 2026.

Background

This stage of the Inquiry is requesting feedback on the Terms of Reference for the Inquiry. These are:

1. Reviewing tyre manufacturing, distribution, importation, and retail trends.
2. Investigating current practices in tyre reuse, retreading, recycling, and resource recovery, including reviewing federal, state, and local regulations governing tyre production, disposal, and recycling.
3. Exploring technological advancements in tyre design, recycling processes, and alternative materials.
4. Identifying opportunities to develop high-value uses for waste tyres and tyre-derived materials, including applications in construction, manufacturing, and other commercial sectors.
5. Evaluating the effectiveness of the existing circular economy models and identifying opportunities for research and development to support improved sustainable practices.
6. Considering the role of commercially viable product stewardship schemes and whether these should be made mandatory, and identifying infrastructure gaps in collection, processing, and recycling facilities.
7. Investigating environmental, community, and health and safety concerns related to tyre waste and recycling operations

Comment

A short Submission has been developed (**attached**) focusing on the importance of mandatory product stewardship and identifying the issues Local Governments continue to experience in relation to Tyre management. Local Governments are also encouraged to make Submissions directly to the Inquiry. Feedback from the Officers Advisory Group has been incorporated into the Submission.

Discussion at Municipal Waste Advisory Council meeting

The Council endorsed the Submission to the Parliamentary Inquiry into the tyre industry without amendment. The Chair of the Officers Advisory Group (OAG) indicated that feedback from the OAG on the importance of economic considerations and the material value of tyres had been included in the Submission.

7 Discussion Items

7.1 MWAC FUTURE STRUCTURE

Executive Summary

- The 2025-26 Financial Year will be the final year of MWAC's operation under the current approach.
- WALGA has been exploring alternative governance structures and is seeking feedback from the Officers Advisory Group and MWAC regarding the essential elements of a future structure.

For discussion

- Feedback on key elements of future MWAC structure.

Background

The Municipal Waste Advisory Council MWAC has been in operation for over 30 years as a delegated Committee of WALGA. The current situation, with changes to Regional Councils, and consideration of a more contemporary governance approach, has identified the need to update MWAC's structure. WALGA has been exploring working group/policy forum structure which align to WALGA's existing Governance structure and includes representatives from Regional Councils and Local Government. State Council will consider at the March 2026 meeting a motion to wind up MWAC at the end of the 2025-26 financial year. The alternative structure will be in place following that.

Discussion at Municipal Waste Advisory Council meeting

The Council discussed the need for a reform of MWAC to ensure it aligns with the current scope of waste management in the sector and contributes meaningfully to policy processes. WALGA will present a paper to MWAC in February to inform consideration of the most appropriate future structure.

It was also noted that a streamlined MWAC Agenda will be used in 2026, focusing on the key strategic priorities identified for each meeting in Information Item 8.14.

8 Information Items

8.1 POLICY STATEMENT REVIEW UPDATE

Policy Statement	Status	Timeframe
Circular Economy	In progress	Background Paper will be presented to February 2026 OAG/MWAC.
7.7 Waste Management Infrastructure	Review to be scheduled	The funding requirements for infrastructure are covered in the 7.1 Waste Levy Advocacy Position . WALGA will consider if a more detailed advocacy position on this topic is required in 2026.
All other Policy Statement Reviews complete.		

8.2 BETTER PRACTICE DOCUMENT REVIEW UPDATE

Better Practice Document	Status	Timeframe/comment
Events	Complete	Endorsed MWAC April 2025.
Procurement	Complete	Endorsed MWAC October 2025.
Drop-off	Complete	Endorsed MWAC October 2025.
Waste Local Law	In progress	In progress for completion mid 2026.
Charity bin management	In progress	Refer to Information Item 8.6.
Vergeside	Review to be scheduled	Refresh only in 2026.
Reuse Shops	Review to be scheduled	Refresh only in 2026.
Shopping Trolley	Review to be scheduled	Refresh only in 2026.
Better Practice Optical Surveillance Devices (aka CCTV)	Review to be scheduled	Will be progressed through the Reducing Illegal Dumping Working Group.
Model Process Illegal Dumping	Review to be scheduled	Will be progressed through the Reducing Illegal Dumping Working Group.
Planning	Review to be scheduled	Establish with the planning team if a review is necessary in 2026.

8.3 RESOURCE RECOVERY GROUP (RRG) UPDATE

- RRG have been working closely with Member Councils towards a proposed Collective model in collaboration with the City of Canning. A request for proposal (RFP) process was undertaken by the City of Canning, inviting submissions from companies to operate the Canning Vale Centre.
- Following the RFP process, the preferred operator has been identified as Re.Group with the operating entity being Re.Cycle (Canning Vale) Pty Ltd.
- Re.Group took over the Canning Vale Centre operations on 1 December 2025, as scheduled.

8.4 FOGO ACCEPTED MATERIALS

- On Wednesday, 5 November, the Consistent Communications Collective (CCC) met to discuss streamlining FOGO accepted materials to include only food organics, garden organics and certified compostable caddy liners.
- Key actions from the meeting include developing a timeline for implementation, creating campaign materials and fact sheets with data-driven information and securing funding support.
- WALGA will work with DWER to progress these actions and will reconvene with CCC in early 2026 to progress.

8.5 REDUCING ILLEGAL DUMPING (RID) WORKING GROUP

- Following the endorsement to reconvene the Reducing Illegal Dumping (RID) Working Group in October, WALGA has issued invitations to the relevant Departments and circulated Expressions of Interest to Local Governments. The first meeting is scheduled for 11 December.
- At the October MWAC Meeting it was identified that a MWAC representatives should be included on the Group, with volunteers nominated at the meeting. This may need to be revisited due to a change in MWAC composition.

8.6 CHARITY BIN MANAGEMENT BETTER PRACTICE GUIDELINE

- In 2017, WALGA developed the Better Practice Guideline Charity Bin Management.
- WALGA conducted a survey to understand the current landscape of charity bin placement on Local Government land and inform a potential review of the Guideline.
- The survey closed on Tuesday, 14 October with 49 responses. The results showed 82.5% of respondents consider charity bins a low or non-priority, although 11 Local Governments still host bins on their land.
- WALGA will discuss the survey outcomes with the Charitable Reuse Australia Group on Thursday, 20 November.
- WALGA anticipates undertaking a light review of the Guideline for consideration in early 2026.

8.7 HOT LOADS

- A hot load is an industry term for when a truck catches on fire.
- After discussions with Local Governments regarding inconsistent messaging on the correct process for truck drivers, WALGA is investigating appropriate procedure and will provide guidance via a webinar.
- WALGA has met with LGIS and is scheduling a meeting with DFES to progress this work.

8.8 B-CYCLE DETERMINATION

- The [Australian Competition & Consumer Commission](#) has authorised the Battery Stewardship Council to continue the B-cycle Battery Stewardship Scheme for another five years. This voluntary program supports safe collection and recycling of used batteries, reducing landfill waste and fire hazards. Conditions include maintaining button battery safety measures and ongoing stakeholder consultation.
- This means the public collection drop off location in a range of retail outlets and drop-off locations will continue. Local Governments are encouraged to promote the [WasteSorted Find Your Nearest](#) site which lists all battery drop-off locations.

8.9 SOFT PLASTICS DETERMINATION

- The Australian Competition & Consumer Commission (ACCC) has granted an eight-year exemption to Soft Plastics Stewardship Australia (SPSA) and industry partners, including Woolworths, Coles, Aldi, Nestlé, Mars, and McCormick, for a voluntary, levy-funded soft-plastic collection and recycling initiative. The ACCC flagged significant diversion of soft plastics from landfill as a benefit and imposed conditions on transparency, independent reviews, governance and non-exclusivity.
- This approval will assist with soft plastic collection and recycling through retail outlets.

8.10 DEPARTMENT OF HOUSING AND WORKS

- WALGA is continuing work on public housing and is liaising with the Department of Housing and Works to arrange a meeting.
- The aim is to discuss Local Government concerns and collaborate on a consistent approach to managing bin contamination and illegal dumping for these property types.

8.11 PSHB NEW MANAGEMENT ZONE

- On Friday 14 November, the State Government [gazetted](#) changes to the zones within the Quarantine Area for Polyphagous shot-hole borer (PSHB).
- This change sees a significantly larger portion of the metropolitan area, and all 30 Local Governments, having responsibility for managing PSHB infestations.
- There may be a change of requirements for greenwaste processing facilities as a result of this amendment.

8.12 NSW DRAFT PRODUCT LIFECYCLE RESPONSIBILITY REGULATION

- The NSW Environmental Protection Authority has opened feedback on the [draft Product Lifecycle Responsibility Regulation](#) and Regulatory Impact Statement which aims to mandate a product stewardship scheme for batteries.
- As this Regulation may be used as a basis for WA legislation, the information is being reviewed, however a Submission has not been made.

8.13 CONTAINERS FOR CHANGE – REGULATIONS UPDATE

- In September 2025, the State Government announced WA's Container Deposit Scheme, Containers for Change, would expand its scope of eligible containers to accept wine and spirit bottles alongside larger sizes of already approved containers from 1 July 2026.
- The draft Waste Avoidance and Waste Recovery (Container Deposit Scheme) Amendment Regulations 2025 (draft regulations) have been prepared to accomplish this expansion, as well as other amendments to assist in improving and streamlining the administration of the Scheme.
- Key points in the draft regulations include defining new acceptable containers, highlighting prohibited containers such as those made from non-recyclable materials, streamlined approvals of new containers and streamlined reporting conditions for minor beverage suppliers such as boutique breweries.
- Consultation on the Regulations will be undertaken through the CDS Stakeholder Advisory Group, of which WALGA is a member, with feedback closing on 18 January 2026.

8.14 2026 MEETING DATES

2026 MWAC meeting dates, and focus areas, are as follows:

- 18 February – MWAC structure
- 22 April – Regional Collaboration
- 24 June (in person) – Waste Infrastructure.

9 Reports

9.1 MWAC GROUPS

Metropolitan Regional Council Working Group

Delegates/Nominees: n/a

This Group has not met since the previous MWAC meeting.

Consistent Communications Collective

Delegates/Nominees: n/a

This Group met on Wednesday 5 November.

Household Hazardous Waste Advisory Group/Operators Meeting

Delegates/Nominees: Waste Management Program Coordinator

This Group met on Tuesday 18 November.

9.2 EXTERNAL COMMITTEES & WORKING GROUPS

DWER Regulatory Reference Group

Representative: WALGA Executive Manager, Policy

This Group has not met since the previous MWAC meeting.

DWER FOGO Reference Group

Representative: Senior Policy Advisor, RRG, EMRC, WMRC

This Group met on Wednesday 26 November.

DWER Recovered Materials Stakeholder Reference Group

Representative: Senior Policy Advisor

This Group has not met since the previous MWAC meeting.

Australasian Packaging Label Working Group

Representative: Senior Policy Advisor

This Group has not met since the previous MWAC meeting.

Hazard Coordinating Committee

Representative: MWAC Executive Officer

This Group has not met since the previous MWAC Meeting.

Across Agency Asbestos Group

Representative: MWAC Executive Officer / Senior Policy Advisor

This Group has not met since the previous MWAC meeting.

ASEA Asbestos Advisory Group

Representative: MWAC Executive Officer

This Group has not met since the previous MWAC Meeting.

Waste Management and Resource Recovery Association

Representative: Senior Policy Advisor

This Group met on Thursday 20 November.

Charitable Reuse Australia

Representative: Senior Policy Advisor

This Group met on Thursday 20 November.

Australian Local Government Association (ALGA) Representative

Representative: MWAC Executive Officer

WALGA is representing ALGA on the Government Officers Group for the Australian Packaging Covenant.

Container Deposit Scheme Stakeholder Advisory Group

Representative: Senior Policy Advisor

The Group met on Monday 24 November to discuss the draft regulations for CDS expansion.

Other General Business

Meeting closed 5.13pm.

Next Meeting

The next MWAC meeting will be held at 4:00pm, Wednesday, 18 February 2026, online.

17 MEMBERS' MOTIONS OF WHICH PREVIOUS NOTICE HAS BEEN GIVEN

Nil

18 NEW BUSINESS OF AN URGENT NATURE

The Chairperson advised there is an urgent and confidential matter to be discussed and will be dealt with behind closed doors after Item 19.3.

19 CONFIDENTIAL MATTERS FOR WHICH THE MEETING MAY BE CLOSED TO THE PUBLIC

RECOMMENDATION (Closing Meeting to the Public)

That with the exception of, the meeting be closed to members of the public in accordance with Section 5.23(2) of the *Local Government Act 1995* for the purpose of dealing with matters of a confidential nature.

COUNCIL RESOLUTION

MOVED CR POLIWKA

SECONDED CR HAMILTON

THAT WITH THE EXCEPTION OF THE ACTING CHIEF EXECUTIVE OFFICER, THE CHIEF TRANSFORMATION OFFICER, THE ACTING CHIEF OPERATING OFFICER, THE MANAGER FINANCIAL SERVICES, THE INFORMATION SERVICES SUPPORT OFFICER AND THE EXECUTIVE ASSISTANT TO THE CHIEF EXECUTIVE OFFICER, THE MEETING BE CLOSED TO MEMBERS OF THE PUBLIC IN ACCORDANCE WITH SECTION 5.23(2) OF THE *LOCAL GOVERNMENT ACT 1995* FOR THE PURPOSE OF DEALING WITH MATTERS OF A CONFIDENTIAL NATURE.

CARRIED UNANIMOUSLY

The doors of the meeting were closed at 5:06 pm.

19.1 LEGAL UPDATE – WOOD WASTE TO ENERGY PLANT – ANERGY AUSTRALIA PTY LTD (D2026/02446)

This item is recommended to be confidential because it contains legal advice and matters of a commercial-in-confidence nature.

See Confidential Item circulated with the Agenda under Separate Cover.

19.2 EAST ROCKINGHAM WASTE TO ENERGY PROJECT UPDATE (D2026/02450)

This item is recommended to be confidential because it contains legal advice matters of a commercial-in-confidence nature.

See Confidential Item circulated with the Agenda under Separate Cover.

Following the conclusion of Item 19.2 and prior to Item 19.3, the Chief Transformation Officer, the Acting Chief Operating Officer, the Manager Financial Services and the Information Services Support Officer departed the meeting.

19.3 STRATEGIC DISCUSSION (D2026/02454)

This item is recommended to be confidential because it contains matters of a commercial-in-confidence nature.

See Confidential Item circulated with the Agenda under Separate Cover.

Following the conclusion of Item 19.3, the Acting Chief Executive Officer departed the meeting while the Chief Transformation Officer re-entered the meeting behind closed doors.

Meeting Adjournment

The Chairperson moved a procedural motion for a brief adjournment.

MOVED CR PIFFARETTI SECONDED CR POLIWKA

THAT COUNCIL IN ACCORDANCE WITH 10.1(c) OF THE *EMRC MEETING PROCEDURES LOCAL LAW 2023*, THAT THE MEETING WILL NOW BE ADJOURNED PER A PERIOD OF 10 MINUTES.

CARRIED UNANIMOUSLY

The meeting was adjourned at 5:30pm

The meeting resumed behind closed doors at 5:37pm and the Chairperson advised that she is withdrawing the new business of an urgent nature.

RECOMMENDATION [Meeting re-opened to the Public]

That the meeting be re-opened, the members of the public be invited to return to the meeting and the recommendations passed behind closed doors be recorded.

COUNCIL RESOLUTION(S)

MOVED CR HAMILTON SECONDED CR POLIWKA

THAT THE MEETING BE RE-OPENED, THE MEMBERS OF THE PUBLIC BE INVITED TO RETURN TO THE MEETING AND THE RECOMMENDATIONS PASSED BEHIND CLOSED DOORS BE RECORDED.

CARRIED UNANIMOUSLY

The doors of the meeting were opened at 5:40.

The Acting Chief Executive Officer, Acting Chief Operating Officer, Manager Financial Services and Information Services Support Officer returned to the meeting.

Recording of the resolutions passed behind closed doors, namely:

19.1 LEGAL UPDATE – WOOD WASTE TO ENERGY PLANT – ANERGY AUSTRALIA PTY LTD
(D2026/02446)

COUNCIL RESOLUTION(S)

MOVED CR HAMILTON SECONDED CR POLIWKA

THAT:

1. COUNCIL NOTES THE REPORT.
2. COUNCIL NOTES THE ADVICE FROM THE LIQUIDATOR, DANIEL BREDEKAMP OF PITCHER PARTNERS, FORMING ATTACHMENT 1 TO THIS REPORT.
3. COUNCIL BY ABSOLUTE MAJORITY IN ACCORDANCE WITH S.5.42 OF THE *LOCAL GOVERNMENT ACT 1995* DELEGATES AUTHORITY TO THE CHIEF EXECUTIVE OFFICER TO REPRESENT THE EMRC'S INTEREST AND VOTE ON ITS BEHALF AT ANY CREDITORS MEETING TO BE HELD BY THE LIQUIDATOR OF ANERGY AUSTRALIA PTY LTD, IN CONSULTATION WITH THE CHAIRPERSON AND DEPUTY CHAIRPERSON.
4. COUNCIL NOTES THE AMENDED DELEGATION 1.2.7 IN THE DELEGATION REGISTER FORMING ATTACHMENT 3 DUE TO THE AUTHORISATION OF THE DELEGATION.
5. THE REPORT REMAINS CONFIDENTIAL AND BE CERTIFIED BY THE CHAIRPERSON AND THE CEO.

CARRIED UNANIMOUSLY

19.2 EAST ROCKINGHAM WASTE TO ENERGY PROJECT UPDATE (D2026/02450)

COUNCIL RESOLUTION(S)

MOVED CR POLIWKA SECONDED CR OSTASZEWSKYJ

THAT:

1. COUNCIL NOTES THE REPORT.
2. THE CEO INITIATES THE REQUIRED ACTIONS IDENTIFIED AT PARAGRAPH 28 IN THE REPORT.
3. COUNCIL, BY ABSOLUTE MAJORITY IN ACCORDANCE WITH S.5.42(1) OF THE LOCAL GOVERNMENT ACT 1995, DELEGATES AUTHORITY TO THE CHIEF EXECUTIVE OFFICER TO DEAL WITH ALL SUBSEQUENT MATTERS ARISING FROM EXERCISE OF THE REQUIRED ACTION AT PARAGRAPH 28 IN THE REPORT.
4. THE REPORT AND THE ATTACHMENTS TO THIS REPORT REMAIN CONFIDENTIAL AND IS CERTIFIED BY THE CHAIRPERSON AND CEO.

CARRIED UNANIMOUSLY

19.3 STRATEGIC DISCUSSION (D2026/02454)

COUNCIL RESOLUTION(S)

MOVED CR HAMILTON SECONDED POLIWKA

THAT:

1. COUNCIL NOTES THE CONFIDENTIAL UPDATE.
2. THE REPORT REMAIN CONFIDENTIAL AND BE CERTIFIED BY THE CHAIRPERSON AND THE CEO.

CARRIED UNANIMOUSLY

20 FUTURE MEETINGS OF COUNCIL

The next meeting of Council will be held on Thursday 26 March 2026 at the EMRC Administration Office, 1st Floor, 226 Great Eastern Highway, Ascot WA 6104 commencing at 4.30pm.

Future Meetings 2026

Thursday	26 March		at	EMRC Administration Office
Thursday	23 April	(if required)	at	EMRC Administration Office
Thursday	28 May	(if required)	at	EMRC Administration Office
Thursday	25 June	(if required)	at	EMRC Administration Office
Thursday	23 July	(if required)	at	EMRC Administration Office
Thursday	27 August	(if required)	at	EMRC Administration Office
Thursday	24 September	(if required)	at	EMRC Administration Office
Thursday	22 October	(if required)	at	EMRC Administration Office
Thursday	26 November		at	EMRC Administration Office

21 DECLARATION OF CLOSURE OF MEETING

The meeting closed at 5:44pm.